

# **monitoring the future**

**questionnaire responses from the  
nation's high school seniors**

# **1996**

Jerald G. Bachman, Lloyd D. Johnston, and  
Patrick M. O'Malley



# **monitoring the future**

**questionnaire responses from the  
nation's high school seniors**

**1996**

Jerald G. Bachman, Lloyd D. Johnston, and  
Patrick M. O'Malley

Survey Research Center • Institute for Social Research  
The University of Michigan  
Ann Arbor, Michigan



ISSN 0190-9185

ISBN 0-87944-400-2

Library of Congress Catalog Card Number 79-640937

Copyright 2001 by the University of Michigan,  
All rights reserved

Published in 2001 by:  
Institute for Social Research,  
The University of Michigan, Ann Arbor, Michigan

6 5 4 3 2 1

Printed in the United States of America



# Table of Contents

<b>Preface</b>	v
Purposes of This Series of Publications	v
A Guide for the Reader	vi
Availability of Archived Data	vii
Other Publications from the Study	vii
Acknowledgments	viii
 <b>Introduction</b>	 1
The Need for Social Indicators	2
Research Design and Procedures	2
Reasons for Focusing on High School Seniors	2
Sampling Procedures	3
School Recruiting Procedures	4
Advance Contact with Teachers and Students	4
Questionnaire Administrations	5
Procedures for Protecting Confidentiality	5
Content Areas and Questionnaire Design	5
Representativeness and Validity	7
School Participation	7
Student Participation	7
Validity of Self-Report Data	7
Accuracy of the Sample	8
Consistency and the Measurements of Trends	8
Caveats to the Users of the Data	8
Estimation of Sampling Errors	8
Subgroup Definitions	9
Missing Data Notes	9
Characterizing Heroin Users	9
Interpreting Racial Differences	10
A Note on the Questions about Amphetamine Use	12
A Note on the Questions about Alcohol Use	12
 <b>Descriptive Results</b>	 13
Introduction to the Table Format and Conventions	13
Questionnaire Forms 1 through 6	16
Section C (All Forms): Demographic Variables, Family Background, etc.	16
Section B (All Forms): Drug Use	24
Questionnaire Form 1	35
Section A	35
Section B (Detailed Drug Use)	44
Section D	84



Questionnaire Form 2	93
Section A	93
Section D	107
Section E	113
Questionnaire Form 3	125
Section A	125
Section B	139
Section D	140
Section E	143
Questionnaire Form 4	153
Section A	153
Section B	166
Section D	166
Section E	174
Questionnaire Form 5	182
Section A	182
Section D	195
Section E	201
Questionnaire Form 6	212
Section A	212
Section B	230
Section D	230
<b>Cross-Time Index of Questionnaire Items</b>	247
Introduction to the Indexing Conventions	247
Definitions of Column Headings	247
Question Index	256
<b>Appendices</b>	349
Appendix A: Sampling Error Estimates and Tables	349
Appendix B: Procedures Used to Derive Design Effects and Sampling Errors	359
Appendix C: Questionnaire Covers, Instructions, and Sample Page	371
<b>References</b>	375
<b>Tables</b>	
Table 1: Sample Sizes and Student Response Rates	4
Table 2: Measurement Content Areas	6
Table 3: Subject Area Key	250
Table A-1: Confidence Intervals (95% Level) around Percentage Values	353
Table A-2: Confidence Intervals for Differences between Two Percentages (95% Confidence Level)	355
Table B-1: Sample Sizes (Unweighted and Weighted) in Subgroups by Year	367
Table B-2: Guidelines for Computing Design Effects (DEFFs) for Percentages and Means Derived from Monitoring the Future Samples	370
<b>Figures</b>	
Figure 1: Guide to Table Format	15
Figure 2: Guide to Cross-Time Index	249
Figure B-1: Design Effects for Single Percentages	364
Figure B-2: Design Effects for Differences Between Percentages	365



# Preface

This volume is the latest in a series that presents descriptive statistical results from a national survey of young people entitled *Monitoring the Future: A Continuing Study of the Lifestyles and Values of Youth*. Each year, the study surveys a large sample of high school seniors, located in approximately 130 schools nationwide and drawn to be representative of all seniors in the coterminous United States.

The first four volumes in this series, dealing with the high school classes of 1975, 1976, 1977, and 1978, were published simultaneously early in 1980. Additional volumes appear on an annual basis. The most important contribution of this series is likely to be the opportunity it provides for the exploration of trends, a process that obviously involves the use of several different volumes. With that in mind, we have kept the format highly consistent from one volume to another, and we have developed an index (described below) that should facilitate the process of matching data across years. It should be noted that the volume presenting 1975 data is different from the others in several respects.\*

Although we designed the volumes to fit together as a series, we also saw distinct advantages in having each volume able to stand alone—to be usable without reference to any of the others. For that reason, the introductory material on research design and questionnaire content, the instructions for accessing the data tables, and the appendices on sampling errors are all included in each volume. Thus, the small price we pay for making each volume self-contained is that much of the text portion is repeated each year.

## Purposes of This Series of Publications

*Monitoring the Future*, which is conducted by the University of Michigan's Institute for Social Re-

search and receives its core funding from the National Institute on Drug Abuse, is an unusually comprehensive research project in several respects: surveys are conducted annually on an ongoing basis; the samples are large and nationally representative; and the subject matter is very broad, encompassing some 1,400 variables per year. Many people—scholars, policy makers, educators, and so on—will have an interest in the results.

The principal investigators are already writing for a number of these audiences and will continue to do so. Because of the limitations in our own time, interests, and expertise, however, there is an enormous amount of valuable information that may never be utilized if the initiative to digest and disseminate all of it must come from us alone. Further, since the project is in part a social indicator series, its value rests to a considerable degree on *timely* dissemination of the results. For these reasons, we wish to share the study's results with others in a number of fields on a rapid and regular basis. We have chosen to provide two major and complementary vehicles for doing this: (a) these annual reference volumes of descriptive results and (b) machine-readable data archives for direct analysis by others.

We believe that many potential users who would not mount the effort required to conduct computer analyses of archived data will be able to get most of what they want from these volumes of descriptive results. The user of any one of these volumes can estimate—usually with considerable accuracy—a wide variety of characteristics of the high school class described in that volume. To take just one example, the user of the 1994 volume can ascertain that 30.7 percent of seniors in the high school class of 1994 reported using marijuana at least once during the preceding year. Further, by utilizing

\*The 1975 volume does not include comparison data for African American and white subgroups, nor does it include data for the subgroups who did and did not plan to complete four years of college. Also, somewhat fewer questionnaire items appear than in the other volumes. These restrictions are the result primarily of missing data problems that occurred only in the 1975 survey. In most respects, however, those seeking to compare different classes of high school seniors will find the 1975 data useful.



two or more of these volumes, the reader can describe recent trends in any such characteristic. To continue with the same example, the volume describing the high school class of 1975 indicates that 40.0 percent of these seniors reported marijuana use during the preceding year; and when that is combined with the data from the intervening years, the reader is able to discern a steady increase between 1975 and 1979 (50.8 percent of that class reported having used marijuana at least once in the preceding year) and a subsequent steady decrease, through 1992, to below the 1975 level. Since 1992, there have been increases in marijuana use. The figures for the years 1975 to 1999 are:

<u>%</u>	<u>%</u>	<u>%</u>	<u>%</u>
1975 40.0	1982 44.3	1989 29.6	1996 35.8
1976 44.5	1983 42.3	1990 27.0	1997 38.5
1977 47.6	1984 40.0	1991 23.9	1998 37.5
1978 50.2	1985 40.6	1992 21.9	1999 37.8
1979 50.8	1986 38.8	1993 26.0	
1980 48.8	1987 36.3	1994 30.7	
1981 46.1	1988 33.1	1995 34.7	

A similar examination of trends can be carried out for nearly 1,400 different variables dealing with a wide variety of subject areas (listed in Table 2 of the Introduction). A simple indexing system (described below) has been developed that makes it quite straightforward for the reader wishing to do trend analyses to locate the results for a given question for any year of the study. The index in the present volume lists the location of all items included in the surveys from 1976 onward, as well as most items included in 1975.

Analyses such as those illustrated above need not be limited to the total sample. The data provided in these volumes also permit examination of a variety of subgroups (e.g., males, females, those from different regions, and those with different levels of drug use experience).

We recognize that providing ready access to essentially undigested data carries certain risks, particularly the risk of mistaken interpretations based on inadequate controls, lack of awareness of sample limitations, etc. More than offsetting the risks, in our view, are the advantages of prompt and widespread dissemination of these nationally representative survey indicator data. Although we are unable to eliminate the risks, we hope to reduce them by providing the reader with an extensive list of caveats presented at the end of the Introduction

section. We ask all who use the data to read these caveats carefully and take them seriously.

### A Guide for the Reader

This volume is divided into three main parts: (1) the introductory section, (2) the section giving the descriptive results from the current year's survey, and (3) the cross-time item reference index.

**Introductory Section.** The introduction contains a description of the study—its purposes, major content areas, design, field procedures, response rates, and methods of publication and data dissemination. Since most of this material remains unchanged from year to year, anyone having read another of the volumes may wish to skim this section. We do, however, suggest reviewing the caveats, located at the end of the introductory section, which deal with interpreting and extrapolating from these data.

**Descriptive Results Section.** In this section, all questions contained in this year's survey are presented along with percentagized frequency distributions of answers for the entire sample and for selected subgroups. The questions in this section are organized according to the number of the questionnaire form in which they were contained (Forms 1 through 5 in 1975–88 and Forms 1 through 6 in 1989 on) and according to the order in which the questions occurred. There is one important exception, however. A major segment of questions common to all forms of the questionnaire (dealing with drug use, background characteristics, and some other subjects) is presented only once, at the beginning of the Descriptive Results section, using the data from respondents on all forms.

The first portion of the Descriptive Results section contains detailed definitions of all subgroups for whom data are presented. It also describes the statistical conventions used in generating the tables.

**Cross-Time Index of Questionnaire Items.** Beginning with the 1982 volume, this index is ordered by subject area. (It was ordered by item reference number prior to 1982.) The index is intended to serve two purposes.

First, it should be useful in locating items dealing with a subject area of interest. The subject area key at the beginning of the cross-time item index shows the alphabetical code assigned to various subject areas (e.g., "politics" or "work and leisure").



Having selected a subject area of interest, one can then go to that section of the index to locate all questions in any of the surveys that deal with that subject. (The procedure is slightly different in volumes prior to 1982, as described in those volumes.) To locate the results for any given question in this volume, simply look in column two of the item index for its page location.

The cross-time index can also be used to determine in which other years an item was used and where to locate it. If, in reviewing the Descriptive Results section, one locates an interesting item and would like to know in which of the other annual surveys of seniors it has appeared, it may be found in the cross-time index by the unique "item reference number" within the relevant subject area. The index will indicate all years in which that same item appeared and show the questionnaire form, section, and item number for each year. This information thus can be used to decide which other volumes in this series might be of relevance; and the same item may be readily located by its reference number in the index of any other volume prior to the 1982 volume and by its subject area and reference number in any volume from 1982 on.

**Sampling Appendices.** Appendix A is provided for those wishing to determine the confidence limits around a percentage estimate, to test the statistical significance of an observed difference between two groups, or to test the significance of a change from one year to another. It gives the necessary procedures and tables for such tests and provides the appropriate factors by which to correct for the fact that the study makes use of a multi-stage probability sample clustered in a limited number of schools (usually about 130). Appendix B provides further detail on sample design effects and the procedures that were used to derive the sampling error estimates.

### Availability of Archived Data

As was mentioned earlier, this series of volumes is complemented by an archiving of the raw data set for direct analysis by others not associated with the project. The present volumes should be a considerable help to those wishing to access the archived data since they provide a verbatim statement of items and answer categories and, also, because they include basic univariate and bivariate frequency distributions for all items, as well as the

missing data rates. The cross-time index of items contained in each of these volumes also provides an efficient way to identify the relevant variables in various content areas, as well as to determine when they were measured and their questionnaire locations. In fact, we hope that the availability of this series will not only facilitate the use of the archived data but actually stimulate interest in their use.

The individual-level data that are summarized in this and previous volumes are available from:

The Inter-university Consortium for Political and Social Research (ICPSR)  
Institute for Social Research  
P.O. Box 1248  
Ann Arbor, MI 48106-1248

The ICPSR archive makes individual-level data available to interested investigators for analysis. A few variables have been modified or deleted to ensure that the answers of an individual respondent cannot be located through pattern recognition (i.e., using various descriptor variables in combination to make a unique identification). The changed or deleted variables include month of birth, race, and the sampling weight, which adjusts for selection probability.

### Other Publications from the Study

A number of different forms of publications based on Monitoring the Future data have been developed or are being planned. One series of reports, dealing with trends in drug use and drug-related attitudes and beliefs, is being published by the National Institute on Drug Abuse. The first report in that series, *Drug Use among American High School Students, 1975-1977* (Johnston, Bachman, and O'Malley), was published in late 1977. Subsequent reports have been issued annually.\* The most recent two-volume report in this series is *National Survey Results on Drug Use from the Monitoring the Future Study, 1975-1999* (Johnston, O'Malley, and Bachman). An occasional paper series has been launched by the project. It includes papers on design and methodological issues as well as special substantive analyses and early, and sometimes more detailed, drafts of articles planned for journal publication. Occasional Paper No. 38, "The Monitoring the Future Project after 22 Years: Design and Procedures" (Bachman, Johnston, and O'Malley, 1996), provides a detailed description of

\*Single copies of these reports may be ordered without cost from the National Clearinghouse for Drug Abuse Information, P.O. Box 2345, Rockville, MD 20847-2345, 1-800-729-6686, e-mail info@health.org.



the study and its underlying rationale; Occasional Paper No. 34, "Aims and Objectives of the Monitoring the Future Study" (Johnston, O'Malley, Schulenberg, and Bachman, 1996) provides a description of the study's objectives.

The present series of reference volumes is being published by the Institute for Social Research. A new volume will be added to this series each year.

To request particular papers, reprints, or periodic notification of publications available from the study, write to:

Monitoring the Future, Room 2311  
Institute for Social Research  
P.O. Box 1248  
The University of Michigan  
Ann Arbor, Michigan 48106-1248  
[www.monitoringthefuture.org](http://www.monitoringthefuture.org)

### Acknowledgments

A great many people have contributed to the launching and development of this research effort. We are indebted to a number of officials of the National Institute on Drug Abuse and the Special Action Office for Drug Abuse Prevention for their encouragement and advice at the outset—in particular, Richard Bucher, Robert DuPont, William Pollin, and Louise Richards.

Our colleagues at the Institute for Social Research and elsewhere, who shared their insights, and often their most cherished instrumentation, are too numerous to mention; but their contributions are greatly appreciated. To the former director of the Survey Research Center's Sampling Section, Irene Hess, and to her colleagues and her successor, Steven Heeringa, we owe a particular debt for the creativity of the sampling design for the study. The contributions of the SRC Field Section also have been very valuable.

Major contributions to the production of this particular volume were made by staff members Ginger Maggio, Jerome Hiniker, Jane Stanton, and Adam Burke.

The present and former members of the project staff (listed below) have, of course, contributed greatly to the building of this large and complex research series.

Finally, we would like to acknowledge the tens of thousands of high school seniors, their teachers, and their principals, whose cooperation and generous contributions of time make the Monitoring the Future project possible.

Jerald G. Bachman  
Lloyd D. Johnston  
Patrick M. O'Malley

### Present and Former Members of the Project Staff

Donna Ando  
Margaret Bailey  
Dawn Bare  
Ellen Berger  
Mary Lou Bewley  
Katherine Blatt  
Mary Lea Bonucchi  
Katheryn Boris  
Patty Bradley  
Jonathan Brenner  
Philip Brenner  
Marcy Breslow  
Alison Bryant  
Joyce Buchanan  
Susan Burek  
Adam Burke  
Amy Corning  
Elaine Cousino  
William Cross  
Mary Danneffell-  
Mashruwala  
Mary Lou Davis  
Laura Decker  
Mary Dempsy  
William Diedrich  
Robert Doljanac  
Karen Donahue  
Leslie Eveland  
Halford Fairchild

Maureen Ferrell  
Marjorie Fisher  
Michael Fisher  
Tyrone Forman  
Randy Franzoi  
Peter Freedman-Doan  
Henry Freeman  
Walter Gruhn  
John Haeussler  
Lana Harrison  
Tanya Hart  
James Hersey  
A. Regula Herzog  
Jerome Hiniker  
Renee Hinkle-De Groot  
Ann Impens  
Jane Jibson  
Pamela Kittel  
Mark Krell  
Zenon Kuzmyn  
Karl Landis  
Carol Larsen  
Sally Lawson  
Sharon Leech  
W. Christopher Lenhardt  
Margaret Libsch  
Jeannette Lim  
Ludmilla Litus  
Jinyun Liu

A. Katheryn Loker  
Regina Lumbard  
Mary Lutz  
Ginger Maggio  
Oksana Malanchuk  
Gloria Martinez  
Wayne McCulloch  
Timothy McDaniel  
Joan McGraw  
John Miller  
Joy Miskowski  
Caroline Mohai  
Marion Morse  
Jordana Muroff  
Lisa Nagy  
Jim Neveaux  
Jeffrey Nicholls  
Brian O'Keefe  
Karl Palachuk  
Dorothy Paulette  
Susan Pauls  
Timothy Perry  
Crystal Pickett  
Sharon Pietila  
Joseph Pleck  
Deborah Poinier  
Judith Redmond  
Barbara Renaud  
Nicole Ridenour

Willard Rodgers  
Don Rubinstein  
Susan Saavedra  
Deborah Safron  
Maria Sanchez  
John Schulenberg  
Amy Schulz  
Victor Sellinger  
Tina Smith  
Jane Stanton  
Scott Tarry  
Ann Taylor  
Richard Taylor  
Lynda Tolen  
Lorel Vidlund  
Katherine Wadsworth  
John Wallace  
Chuck Westrin  
Marla Weyher  
Kris Wiggins  
Deborah Willis  
Sandra Wronski  
Thelma Wurzelbacher  
Sheri Wynn  
Shelly Yee  
Daniel Zahs



# Introduction

The Monitoring the Future project is designed to explore changes in many important values, behaviors, and lifestyle orientations of contemporary American youth. Two general types of tasks may be distinguished. The first is to provide a systematic and accurate *description* of the youth population of interest in a given year and to quantify the direction and rate of the changes taking place among them over time. The second task, more analytic than descriptive, involves the *explanation* of the relationships and trends observed to exist.

The task of description may be subdivided into three parts: (1) the description of static conditions (which may be accomplished through a single cross-sectional study); (2) the description of cross-cohort or, in longer time-spans, generational changes (usually accomplished using repeated cross-sections of the same age groups); and (3) the description of changes with aging (usually accomplished by means of longitudinal studies). The Monitoring the Future project has the capacity to provide each of these three types of descriptions, since it incorporates all three types of research design into a single study. (This complex design, in which multiple cohorts are followed longitudinally, has been referred to as a cohort-sequential design.)

The content of this volume exemplifies the first of these types of description in that it contains cross-sectional data on a single high school class. When the data in this volume are used in combination with data from other such volumes in the series, the nature, direction, and rates of change from one cohort of seniors to another also may be described—the type of reporting that is often

labeled as the social indicator approach. The third class of description—dealing with the maturational changes that occur during the years after high school—is not dealt with in this series of volumes but is reported in other publications from the study.\*

The accurate characterization of American young people and the description of important changes occurring among them is but one class of objectives for the study. The second class of objectives involves the development of a greater understanding of what causes these young people to be as they are and why the changes being documented are occurring. An explanation will be sought through both the analysis of change at the aggregate level and at the individual level. The results of these explorations will be disseminated via the various publications discussed in the Preface.

The merging of the social indicator approach and the analysis of relationships (particularly longitudinal relationships) into a single cohort-sequential design is, in our view, synergistic: the effectiveness of the two approaches combined is greater than if the two were undertaken separately. Because the present series of volumes deals with senior year data only, our remarks here focus primarily on the project's social indicator contributions—the accurate description of high school seniors and the documentation of trends over time. It is worth noting, however, that even the limited amount of bivariate data included in the present volumes will suggest promising directions for relational analyses, many of which can be carried out using the archived data tapes from the project.

\*Panels of students from each graduating class are randomly selected and followed longitudinally for 14 years. Thus it is possible to characterize the changes that seem to take place consistently with aging during the early adult years. Not only is longitudinal development in the years after high school being studied, but enough of these longitudinal panels have accumulated so that it is possible to characterize cross-sectionally most American young people aged 18 to 32 (at least the major segment of the population who completed high school—roughly 80-85 percent) and to describe the changing characteristics of that age group each year.



### **The Need for Social Indicators**

The fundamental argument for developing social indicators is that there are considerable scientific and practical benefits derived from having accurate information about current social realities and the way those realities have been changing. For the scientific community, such indicators provide a rich set of information against which existing theory may be tested and from which new theory may be suggested. For the community at large, social indicators permit the "reality testing" of common perceptions and beliefs about the nation and its people. Past experience has demonstrated that widely held conceptions, which themselves may serve to create or exacerbate problems, can be most inaccurate. One example is the exaggerated popular conception of the size and nature of the "gap" between generations (see Adelson, 1970, 1979); another is the mistaken assumption that most young people condone the use of a variety of illegal drugs (Johnston, 1973; Johnston, O'Malley, and Bachman, 2000).

While deflating exaggerated perceptions, a continual monitoring of indicators on youth also can reveal the beginning of new problems and thus give rise to corrective efforts at a relatively early stage. For instance, most would view with concern the emergence of new types of drug use. Monitoring the Future documented and reported a sharp increase in regular marijuana use among high school seniors in the late 70s, and, as a result, more attention was paid to the issue by policy makers, the media, and the general public. The discovery of such trends may trigger more intense efforts to discover the causes, consequences, and (when appropriate) preventatives of such behaviors.

Although social indicators seldom translate directly into specific policy decisions, the availability of descriptive information can substantially enhance the decision-making capabilities of policy makers. These data provide considerable insight into the size and nature of problems, the rate of change occurring nationally and in subgroups, and, in some instances, information about related factors and even the likely impacts of major social interventions (such as changed drug laws or new incentives for recruitment into the military, to name but two). They also provide the possibility of feed-

back on the consequences of some social interventions as well as major historical events.

The particular topics included in our monitoring system are summarized later in this introduction and, of course, they are presented fully in the complete set of data tables. For present purposes, it is enough to indicate that the range of topics is very broad. This breadth is partly due to the wide interests of the principal investigators; but it also reflects our conviction that the concurrent examination of trends in a variety of areas is not only much more cost efficient but also more scientifically productive.

### **Research Design and Procedures\***

The basic research design involves annual data collections from high school seniors during the spring of each year, beginning with the class of 1975. Each data collection takes place in approximately 130 public and private high schools selected to provide an accurate cross-section of high school seniors throughout the coterminous United States. The design also provides for the longitudinal study of a subsample from each class of participating seniors; but since the focus of this series of volumes is exclusively on the data collected annually from seniors, the follow-up procedures will not be discussed here.

#### **Reasons for Focusing on High School Seniors.**

There are several reasons for choosing the senior year of high school as an optimal point for monitoring the behaviors and attitudes of youth. One is that the completion of high school represents the end of an important developmental stage in this society, since it demarcates both the end of universal public education and, for many, the end of living in the parental home. Therefore, it is a logical point at which to take stock of the accumulated influences of these two environments on American youth.

Further, the completion of high school represents the jumping off point from which young people diverge into widely differing social environments, including college, business firms, military service, and homemaking. But these environmental transitions are not the only important changes that coincide with the end of high school. Most young men and women now reach the formal age of adulthood shortly before or after graduation; more

\*A more extensive description of the research design and procedures may be found in Bachman and Johnston (1978), Bachman, Johnston, and O'Malley (1996), or Johnston, O'Malley, and Bachman (2000).



significantly, they begin to assume adult roles, including financial self-support, marriage, and parenthood.

Finally, there are some important practical advantages to building a system of data collections around samples of high school seniors. The last year of high school constitutes the final point at which a reasonably good national sample of an age-specific cohort can be drawn and studied economically. The need for systematically repeated, large-scale samples from which to make reliable estimates of change requires that considerable stress be laid on efficiency and feasibility; the present design meets those requirements.

One limitation in the design is that it does not include in the target population those young men and women who drop out of high school before graduation (or before the last few months of the senior year, to be more precise). This excludes a relatively small proportion of each age cohort—between 15 and 20 percent (U.S. Bureau of the Census, various years)—though not an unimportant segment, since we know that certain behaviors such as illicit drug use (Johnston, 1973) and delinquency (Bachman, O'Malley, and Johnston, 1978) tend to be higher than average in this group. However, the addition of a representative sample of dropouts would increase the cost of the present research enormously, because of their dispersion and generally higher level of resistance to being located and interviewed.

For the purposes of estimating characteristics of the entire age group, the omission of high school dropouts does introduce certain biases; however, their small proportion sets outer limits on the bias (Johnston, O'Malley, and Bachman, 2000, Appendix). For the purposes of estimating *changes* from one cohort of high school seniors to another, the omission of dropouts represents a problem only if different cohorts have considerably different proportions who drop out. We have no reason to expect dramatic changes in those rates for the foreseeable future, and recently published government statistics indicate a great deal of stability in dropout rates since 1970 (U.S. Bureau of the Census, various years).

Some may use our high school data to draw conclusions about changes for the entire age group. While we do not encourage such extrapolation, we

suspect that the conclusions reached often would be valid, since over 80 percent of the age group is in the surveyed segment of the population *and* we expect that changes among those not in school are very likely to parallel the changes among those who are.

**Sampling Procedures.** The procedure for securing a nationwide sample of high school seniors is a multi-stage one. Stage 1 is the selection of particular geographic areas, Stage 2 is the selection of one or more high schools in each area, and Stage 3 is the selection of seniors within each high school.

*Stage 1: Geographic Areas.* The geographic areas used in this study are the primary sampling units (PSUs) developed by the Sampling Section of the Survey Research Center for use in the center's nationwide interview studies. Because these same PSUs are used for personal interview studies by the Survey Research Center (SRC), local field representatives can be assigned to administer the data collections in practically all schools.

*Stage 2: Schools.* In the major metropolitan areas more than one high school is often included in the sampling design; in most other sampling areas a single high school is sampled. In all cases, the selections of high schools are made such that the probability of drawing a school is proportionate to the size of its senior class. The larger the senior class (according to recent records), the higher the selection probability assigned to the high school. When a sampled school is unwilling to participate, a replacement school as similar to it as possible is selected from the same geographic area.

*Stage 3: Students.* Within each selected school, up to about 400 seniors may be included in the data collection. In schools with fewer than 400 seniors, the usual procedure is to include all of them in the data collection. In larger schools, a subset of seniors is selected either by randomly sampling classrooms or by some other random method that is convenient for the school and judged to be unbiased. Sample weights are assigned to each respondent so as to take into account variations in the sizes of samples from one school to another, as well as (smaller) variations in selection probabilities occurring at the earlier stages of sampling.

The three-stage sampling procedure described above yielded the number of participating schools and students indicated in Table 1.



**Table 1**  
**Sample Sizes and Student Response Rates**

Year	Number of:			Students*	Student Response Rate**
	Public Schools	Private Schools	Total Schools		
1975	111	14	125	15,791	78%
1976	108	15	123	16,678	77%
1977	108	16	124	18,436	79%
1978	111	20	131	18,924	83%
1979	111	20	131	16,662	82%
1980	107	20	127	16,524	82%
1981	109	19	128	18,267	81%
1982	116	21	137	18,348	83%
1983	112	22	134	16,947	84%
1984	117	17	134	16,499	83%
1985	115	17	132	16,502	84%
1986	113	16	129	15,713	83%
1987	117	18	135	16,843	84%
1988	113	19	132	16,795	83%
1989	111	22	133	17,142	86%
1990	114	23	137	15,676	86%
1991	117	19	136	15,483	83%
1992	120	18	138	16,251	84%
1993	121	18	139	16,763	84%
1994	119	20	139	15,929	84%
1995	120	24	144	15,876	84%
1996	118	21	139	14,824	83%
1997	125	21	146	15,963	83%
1998	124	20	144	15,780	82%
1999	124	19	143	14,056	83%

\*Sample weights are assigned to each respondent to correct for unequal probabilities of selection that arise in the multi-stage sampling procedure.

\*\*The student response rate is derived by dividing the attained sample by the target sample (both based on weighted number of cases). The target sample is based upon listings provided by schools. Since such listings may fail to take account of recent student attrition, the actual response rate may be slightly underestimated.

One other important feature of the base-year sampling procedures should be noted here. All schools (except for half of the initial 1975 sample) are asked to participate in two data collections, thereby permitting replacement of half of the total sample of schools each year. One motivation for requesting that schools participate for two years is administrative efficiency: it is a costly and time-consuming procedure to secure the cooperation of schools, and a two-year period of participation cuts down that effort substantially. Another important advantage is that whenever an appreciable shift in scores from one graduating class to the next is observed, it is possible to check whether the shift might be attributable to some differences in the newly sampled schools. This is done simply by repeating the analysis using only the 60 or so schools that participated both years. Thus far, the half-sample approach has worked quite well; and examination of drug prevalence of use data from the "matched half-samples" showed that the half-samples of repeat schools yielded drug prevalence of use trends that were virtually identical to trends based on all schools.

**School Recruiting Procedures.** Early during the fall semester, an initial contact is made with each sampled school. First, a letter is sent to the principal describing the study and requesting permission to survey seniors. The letter is followed by a telephone call from a project staff member, who attempts to deal with any questions or problems and (when necessary) makes arrangements to contact and seek permission from other school district officials. Basically the same procedures are followed for schools asked to participate for the second year.

Once the school's agreement to participate is obtained, arrangements are made by phone for administering the questionnaires. A specific date for the survey is mutually agreed upon and a local SRC representative is assigned to carry out the administration.

**Advance Contact with Teachers and Students.** The local SRC representative is instructed to visit the school two weeks ahead of the actual date of administration. This visit serves as an occasion to meet the teachers whose classes will be affected and to provide them with a brochure describing the study, a brief set of guidelines about the questionnaire administration, and a supply of flyers to be distributed to the students a week to 10 days



in advance of the questionnaire administration. The guidelines to the teachers include a suggested announcement to students at the time the flyers are distributed.

From the students' standpoint, the first information about the study usually consists of the teacher's announcement and the short descriptive flyer. In announcing the study, the teachers are asked to stress that the questionnaires used in the survey are not tests and that there are no right or wrong answers. The flyer tells students that they will be invited to participate in the study, points out that their participation is strictly voluntary, and stresses confidentiality (including a reference to the fact that the Monitoring the Future project has a special government grant of confidentiality that allows their answers to be protected). The flyer also serves as an informative document that the students can show to their parents.

**Questionnaire Administrations.** The questionnaire administration in each school is carried out by the local SRC representatives and their assistants, following standardized procedures detailed in a project instruction manual. The questionnaires are administered in classrooms during normal class periods whenever possible, although circumstances in some schools require the use of larger group administrations. Teachers are not asked to do anything more than introduce the SRC staff members and (in most cases) remain in the classroom to help guarantee an orderly atmosphere for the survey. Teachers are urged to avoid walking around the room, so that students may feel free to write their answers without fear of being observed.

The actual process of completing the questionnaire is quite straightforward. Respondents are given sharpened pencils and asked to use them because the questionnaires are designed for automatic scanning. Most respondents can finish within a 45-minute class period; for those who cannot, an effort is made to provide a few minutes of additional time.

**Procedures for Protecting Confidentiality.** In any study that relies on the voluntary reporting of drug use or other illegal acts, it is essential to develop procedures that guarantee the confidentiality of such reports. It is also desirable that these procedures be described adequately to respondents so that they are comfortable about providing honest answers.

We noted that the first information given to

students about the survey consists of a descriptive flyer stressing confidentiality and voluntary participation. This theme is repeated at the start of the questionnaire administration. Each participating student is instructed to read the message on the cover of the questionnaire, which stresses the importance and value of the study, notes that answers will be kept strictly confidential, states that the study is completely voluntary, and tells the student, "If there is any question you or your parents would find objectionable for any reason, just leave it blank." The instructions then point out that in a few months a summary of nationwide results will be mailed to all participants and also that a follow-up questionnaire will be sent to some students after a year. The cover message explains that these are the reasons for asking that name and address be written on a special form that will be removed from the questionnaire and handed in separately. The message also points out that the two different code numbers (one on the questionnaire and one on the tear-out form) cannot be matched except by a special computer tape at the University of Michigan. (The content of the inside and outside of the standard questionnaire cover, including the tear-out form, may be found in Appendix C.)

### Content Areas and Questionnaire Design

Drug use and related attitudes are the topics that receive the most extensive coverage in the Monitoring the Future project; but the questionnaires also deal with a wide range of other subject areas, including attitudes about government, social institutions, race relations, changing roles for women, educational aspirations, occupational aims, and marital and family plans, as well as a variety of background and demographic factors. (Table 2 provides an outline of the 20 general subject areas into which all items are categorized in the Question Index toward the end of this volume.) Given this breadth of content, the study is not presented to respondents as a "drug use study," nor do they tend to view it as such.

Because many questions are needed to cover all of these topic areas, much of the questionnaire content is divided into different questionnaire forms that are distributed to participants in an ordered sequence. (Five forms were used in 1975-88; a sixth form was added in 1989.) This sequence



**Table 2**  
**Measurement Content Areas**  
 (Abbreviated Version\*)

- 
- 
- A. Drugs.** Drug use and related attitudes and beliefs, drug availability and exposure, surrounding conditions and social meanings of drug use. Views of significant others regarding drugs.
  - B. Education.** Educational lifestyle, values, experiences, and environments.
  - C. Work and Leisure.** Vocational values, meaning of work and leisure, work and leisure activities, preferences regarding occupational characteristics and type of work setting.
  - D. Sex Roles and Family.** Values, attitudes, and expectations about marriage, family structure, sex roles, and sex discrimination.
  - E. Population Concerns.** Values and attitudes about overpopulation and birth control.
  - F. Conservation, Materialism, Equity, etc.** Values, attitudes, and expectations related to conservation, pollution, materialism, equity, and the sharing of resources. Preferences regarding type of dwelling and urbanicity.
  - G. Religion.** Religious affiliation, practices, and views.
  - H. Politics.** Political affiliation, activities, and views.
  - I. Social Change.** Values, attitudes, and expectations about social change.
  - J. Social Problems.** Concern with various social problems facing the nation and the world.
  - K. Major Social Institutions.** Confidence in and commitment to various major social institutions (business, unions, branches of government, press, organized religion, military, etc.).
  - L. Military.** Views about the armed services and the use of military force. Personal plans for military service.
  - M. Interpersonal Relationships.** Qualitative and quantitative characteristics of cross-age and peer relationships. Interpersonal conflict.
  - N. Race Relations.** Attitudes toward and experiences with other racial groups.
  - O. Concern for Others.** Concern for others, voluntary and charitable activities.
  - P. Happiness.** Happiness and life satisfaction, overall and in specific life domains.
  - Q. Other Personality Variables.** Attitudes about self (including self-esteem), locus of control, loneliness, risk-taking, trust in others, importance placed on various life goals, counterculture orientation, hostility.
  - R. Background.** Demographic and family background characteristics, living arrangements.
  - S. Deviance and Victimization.** Delinquent behaviors, driving violations and accidents (including those under the influence of drugs), victimization experiences.
  - T. Health.** Health habits, somatic symptoms, medical treatment.
- 

\*For a more detailed listing of measurement content areas, see Table 3.



produces five or six virtually identical subsamples. About one-third of each questionnaire form consists of key or “core” variables that are common to all forms. All demographic variables and some measures of drug use are included in this “core” set of measures. This use of the full sample for drug and demographic measures provides a more accurate estimation on these dimensions and also makes it possible to link them statistically to all of the other measures that are included in a single form only.\*

### **Representativeness and Validity**

The samples for this study are intended to be representative of high school seniors throughout the 48 coterminous states. We have already discussed the fact that this definition of the sample excludes one important portion of the age cohort: those who have dropped out of high school before nearing the end of the senior year. But given the aim of representing high school seniors, it will now be useful to consider the extent to which the obtained samples of schools and students are likely to be representative of all seniors and the degree to which the data obtained are likely to be valid.

We can distinguish at least four ways in which survey data of this sort might fall short of being fully accurate. First, some sampled schools refuse to participate, which could introduce some bias. Second, the failure to obtain questionnaire data from 100 percent of the students sampled in participating schools would also introduce bias. Third, the answers provided by participating students are open to both conscious and unconscious distortions that could reduce validity. Finally, limitations in sample size and/or design could place limits on the accuracy of estimates. Each of these issues is treated extensively elsewhere (Johnston, O’Malley, and Bachman, 1984, especially Appendices A and B), so in this section we will present only the highlights of each of those discussions.

**School Participation.** As noted in the description of the sampling design, schools are invited to participate in the study for a two-year period. With very few exceptions, each school that has participated for one data collection has agreed to participate for a second. Thus far, from 54 to 79 percent of the schools initially invited to participate have agreed to do so each year; for each school refusal, a similar school (in terms of size, geographic area, urbanicity, etc.) was recruited as

a replacement. The selection of replacement schools almost entirely removes problems of bias in region, urbanicity, and the like that might result from certain schools refusing to participate. Other potential biases are more subtle, however. For example, if it turned out that most schools with “drug problems” refused to participate, that could seriously bias the drug estimates derived from the sample. And if any other single factor were dominant in most refusals, that also might suggest a source of serious bias. In fact, however, the reasons for schools’ refusals to participate are varied and largely a function of happenstance events of the particular year. Thus, we feel fairly confident that school refusals have not seriously biased the surveys.

**Student Participation.** Completed questionnaires are obtained from three-fourths to four-fifths of all students sampled. The single most important reason that students are missed is that they are absent from class at the time of data collection, and in most cases it is not workable to schedule a special follow-up data collection for them. Students with fairly high rates of absenteeism also report above-average rates of drug use; therefore, there is some degree of bias introduced by missing the absentees. That bias could be largely corrected through the use of special weighting; however, this course was not chosen because the bias in estimates (for drug use, where the potential effect was hypothesized to be the largest) was determined to be quite small and because the necessary weighting procedures would have introduced undesirable complications.

In addition to absenteeism, student nonparticipation occurs because of schedule conflicts with school trips and other activities that tend to be more frequent than usual during the final months of the senior year. Of course, some students refuse to complete or turn in the questionnaire. However, the SRC representatives in the field estimate this proportion to be only about 1 percent.

**Validity of Self-Report Data.** Survey measures of delinquency and of drug use depend upon respondents reporting what are, in many cases, illegal acts. Thus, a critical question is whether such self-reports are likely to be valid.

Like most studies dealing with these areas, we have no direct, objective validation of the present measures; however, the considerable amount of inferential evidence that exists strongly suggests that the self-report questions produce largely valid

\*These core variables are the first ones on which data are presented in the Descriptive Results section.



data. A number of factors have given us reasonable confidence about the validity of the responses to what are presumably among the most sensitive questions in the study: a low nonresponse on the drug questions; a large proportion admitting to some illicit drug use; the consistency of findings across several years of the present study; strong evidence of construct validity (based on relationships observed between variables); a close match between our data and the findings from other studies using other methods; and the findings from several methodological studies that have used objective validation methods.\*

As for others of the measures, a few have a long and venerable history—as scholars of the relevant literatures will recognize—though some of these measures have been modified to fit the present questionnaire format. Many (probably most) questions, however, have been developed specifically for this project through a careful process of question writing, pilot testing, pretesting, and question revision or elimination. Some already have been included in other publications from the study, but many have not; therefore, there currently exists little *empirical* evidence of their validity and reliability. On the other hand, the fact that virtually all results presented in this volume are based on individual items, rather than indexes or abstract concepts, should make it easy for the reader to judge the degree to which each item has “face validity” and also the degree to which there is some evidence of construct validity in the bivariate results.

**Accuracy of the Sample.** A sample survey never can provide the same level of accuracy as would be obtained if the entire target population were to participate in the survey—in the case of the present study, about 2.5–3.0 million seniors per year. But perfect accuracy of this sort would be extremely expensive and certainly not worthwhile considering the fact that a high level of accuracy can be provided by a carefully designed probability sample. The accuracy of the sample in this study is affected both by the size of the student sample and by the number of schools in which they are clustered. Appendix B presents a discussion of the ways in which this clustering and other aspects of the sampling design are taken into account in computing the precision or accuracy of the samples. For the purposes of this introduction, it is sufficient to note that virtually all

estimates based on the total sample have confidence intervals of  $\pm 1.5$  percentage points or smaller—sometimes considerably smaller. This means that, had we been able to invite all schools and all seniors in the 48 coterminous states to participate, the results from such a massive survey would be within an estimated 1.5 percentage points of our present sample findings at least 95 times out of 100. We consider this to be a quite high level of accuracy, one that permits the detection of fairly small trends from one year to the next.

#### **Consistency and the Measurement of Trends.**

One other point is worth noting in a discussion of the validity of our findings. The Monitoring the Future project is, by intention, a study designed to be sensitive to changes from one time to another. Accordingly, the measures and procedures have been standardized and applied consistently across each data collection. To the extent that any biases remain because of limits in school and/or student participation, and to the extent that there are distortions (lack of validity) in the responses of some students, it seems very likely that such problems will exist in much the same way from one year to the next. In other words, biases in the survey estimates should tend to be consistent from one year to another, which means that the measurement of *trends* should be affected very little by any such biases.

#### **Caveats to Users of the Data**

In attempting to understand and interpret the statistical results contained in this volume, the reader should keep in mind the several considerations discussed below.

**Estimation of Sampling Errors.** Appendix A provides figures that allow the reader to determine the 95 percent confidence interval around any observed percentage for both the total sample and the several subgroups for which statistics are given. Appendix A also provides tables and guidelines for testing the statistical significance of observed differences between subgroups (e.g., males vs. females) and the significance of year-to-year changes for the entire sample and for the various subgroups on any given variable. Estimates based on subgroups

\*A more detailed discussion of the evidence for validity of the measures of illicit drug use may be found in Johnston et al. (2000). An analysis of inconsistencies in students' reports of monthly vs. yearly drug use is provided by Bachman and O'Malley (1981).



containing relatively few cases (e.g., those who have used heroin) will have substantially larger margins of error than those subgroups with large numbers of cases.

**Subgroup Definitions.** At the beginning of the Descriptive Results section there is a careful definition of each of the subgroups analyzed in this series of volumes. It is important for the reader to read these definitions so as not to be misled by the necessarily abbreviated descriptions given in the column headings of the data tables. For example, the column labeled “4-Year College Plans” includes data only for seniors who expect to graduate from a four-year college, which is only a subset of all who expect to receive some college training. To take another example, several column headings in the lifetime illicit drug use index use the term “pills”; however, these categories contain people who indicate that they used any of a number of drugs—including some that usually are not taken in pill form (e.g., cocaine and narcotics other than heroin).

**Missing Data Notes.** Each column of percentages for a given variable adds to 100 percent (with slight variations due to rounding), whether based on the entire sample or any one of the subgroups being described. Missing data were not included in computing these percentages, so it is up to the reader to determine whether an exceptional level of missing data exists on any given question. This can be done by comparing the weighted number of cases on which those percentages were based (given in *italics* under each percentage distribution) with the total number of weighted cases who took the questionnaire (given at the top of the same column). As would be expected, the missing data rate tends to rise modestly toward the end of each questionnaire. Occasionally there is an exceptional level of nonresponse for some other reason, the most common being that the respondent has been branched around a question or set of questions that are inappropriate for him or her. In this case, the percentages are based only on those for whom the question was appropriate *and* who answered. A footnote has been entered to help call attention to the fact that completing a particular question is contingent upon the answer on a prior question. Most such cases are contained in Form 1 of the questionnaire, which has several sets of detailed questions about drug use that are answered only by those respondents who have used a particular class of drug during the past year.

**Characterizing Heroin Users.** Because this

project places a special emphasis on the study of drug use, one set of columns distinguishes respondents according to the extent to which they have been involved with illicit drugs. The five drug use categories are based on an index of seriousness of involvement. The index has Guttman-like properties—that is, anyone classified at a given level is also very likely to have exhibited any drug-using behaviors that are associated with the lower levels in the index.

The most extreme category in the index is defined in terms of the respondent’s ever having used heroin during his or her lifetime. However, any interpretations made about heroin users from these data must be tempered with extreme caution, not only because the small number of cases makes estimation in a given year relatively unreliable but also because the heroin users are probably the most selectively represented of all of the subgroups presented here. Heroin users—especially continuing users—are among those most likely to drop out of high school (Johnston, 1973). Therefore, we feel that heroin users are particularly under-represented in a sample of high school seniors. Furthermore, most of those included in the study report only very occasional heroin use. Frequent users—addicts, if you will—are not well represented in these data.

Given these problems with the representation of heroin users, the readers may wonder why it was decided to present them as a separate category of drug users. There are two reasons for doing so. First, because even occasional heroin use represents such an extreme point on the continuum of drug involvement, it seems preferable that the heroin users not be mixed in with the next highest category of use (the “more pills” category). It remains quite possible, of course, for anyone to *combine* any two or more categories in the drug use continuum (by computing means of percentages weighted by the number of cases in each category); therefore, those wishing to incorporate heroin users with the next category can do so whenever they wish. The second reason for keeping them separate is that we suspect the data based on high school seniors provide some indication of the characteristics that might be found among heavier heroin users who dropped out of school. Some variables in the study are strongly correlated with the drug use continuum, and the present heroin user category provides both an end point for that



continuum and an indication of the direction (further out on the continuum) in which heavier heroin users are likely to lie.

In sum, the reporting of separate percentages for heroin users among high school seniors permits greater clarity in analyzing other levels of drug use and provides data that may be suggestive about the larger population of young heroin users. But the particular data are clearly limited and should be interpreted with these cautions in mind.

**Interpreting Racial Differences.** Data are given for the two largest racial/ethnic subgroups in the population—those who identify themselves as white or Caucasian and those who identify themselves as black or African American. Data are not given for the other ethnic categories (American Indians or Native American Indians, Asian Americans, Mexican Americans or Chicanos, Puerto Ricans, Cuban Americans, or other Latin Americans) since each of these groups constitutes a small proportion of the sample in any given year, which means that their small *N*s (in combination with their clustered groupings in a limited number of schools) would yield estimates that would be too unreliable. In fact, even African Americans—who constitute approximately 12 percent of each year's sample—are represented by only 269 to 425 respondents per year on any single questionnaire form. Further, because our sample is a stratified clustered sample, it yields less accuracy than would be yielded by a pure random sample of equal size (see Appendix B for details). Therefore, because of the limited number of cases, the margin of sampling error around any statistic describing African Americans is larger than for most other subgroups described in this volume.

There exists, however, a quick way to determine the replicability of any finding involving racial comparisons. Since most questions are repeated from year to year, one can readily establish the degree to which a finding is replicated by looking at the results for the same question in prior or subsequent years. Given the relatively small *N*s for African Americans, the reader is urged to seek such replication before putting much faith in the reliability of any particular racial comparison.

There are factors in addition to unreliability, however, that could be misleading in the interpretation of racial differences. Given the social importance that has been placed on various racial differences reported in the social science literature,

we would like to caution the reader to consider the various factors that could account for differences. These factors fall into three categories: differential representation in the sample, differential response tendencies, and the confounding of race with a number of other background and demographic characteristics.

*Differential Representation.* Census data characterizing American young people in the approximate age range of those in our sample show that somewhat lower proportions of African Americans than whites remain in school through the end of twelfth grade, though these differences have diminished appreciably in recent years. Therefore, a slightly different segment of the African American population than of the white population resides in our target population of high school seniors. Further, our samples appear to under-represent slightly those African American males who, according to census figures, are in high school at the twelfth grade level. Identified African American males constitute about 6 percent of our sample, whereas census data suggest that they should constitute around 7 percent. Therefore, it appears that we are losing more African American males from our target population than white males or females of either race. This may be due to generally poorer attendance rates on the part of some African American males and/or an unwillingness on the part of some to participate in data collections of this sort.

In sum, a smaller segment of the African American population than of the white population of high school age is represented by the data contained here. Insofar as any characteristic is associated with being a school dropout or absentee, it is likely to be somewhat disproportionately under-represented among African Americans in our sample.

*Differential Response Tendencies.* In examining our full range of variables, we have noted certain racial differences in response tendencies. First, the tendency to state agreement in response to agree-disagree questions is generally somewhat greater among African Americans than among whites. For example, African Americans tend to agree more with the positively worded items in our index of self-esteem, but they also tend to agree more with the negatively worded items. As it happens, that particular index has an equal number of positively and negatively worded items, so that any overall



“agreement bias” should be self-canceling when the index score is computed. Since all data in this volume are based on single items, however, group differences in agreement bias are likely to affect results on questions employing the agree–disagree format. Fortunately, most of our questions are not of that type.

We have also observed a somewhat greater than average tendency for African American respondents to select extreme answer categories on attitudinal scales. For example, even if the same proportion of African Americans as whites feel positively (or negatively) about some subject, fewer of the whites are likely to say they feel *very* positively (or *very* negatively). We do not have any ready explanations for these differences in response styles, but what seems important for our present purposes is that, in the process of interpreting racial differences, the reader should be aware that differences in response to particular questions may be related to these more general tendencies.

A somewhat separate issue in response tendency is a respondent’s willingness to answer particular questions. The missing data rate, which can be determined by dividing the number responding to a question by the number taking the questionnaire (given at the top of each page), may reflect willingness to answer particular questions. If a particular question or set of questions has a missing data rate higher than is true for the prior or subsequent questions, then presumably more respondents than usual were unwilling (or perhaps unable) to answer it. We have observed such an exaggerated missing data rate for African American males on the set of questions dealing with the respondent’s own use of illicit drugs. Clearly a respondent’s willingness to be candid on such questions depends on his or her trust of the research process and of the researchers themselves. We interpret the exaggerated missing data rates for African American males in these sections as possibly reflecting, at least in part, less trust. The reader is advised to check for exceptional levels of missing data when making comparisons on any variable in which candor is likely to be reduced by lower system trust. One bit of additional evidence related to trust in the research process is that higher proportions of African Americans than whites indicated that if they had used marijuana or heroin, they would not have been willing to report it in the survey.

*Covariance with Other Factors.* Some characteristics such as race are highly confounded (correlated) with

other variables—variables that may in fact explain some observed racial differences. Put another way, at the aggregate level we might observe a considerable racial difference on some characteristic, but once we control for some background characteristics such as socio-economic level or region of the country—that is, once we compare the African American respondents with whites who come from similar backgrounds—there may be no racial difference at all.

Race happens to be correlated with important background and demographic variables much more than some of the other variables dealt with here (such as the respondent’s sex). When we compare males and females in this sample, we know that observed differences between them are not likely to be explained by differences in their family backgrounds (such as the socioeconomic level of their families, the region of the country, or the size of the cities in which they grew up) because males and females on the average come from extremely similar backgrounds. A perusal of Section C of Questionnaire Forms 1 through 6, however, will illustrate that on the average the African American subgroup in this sample is quite different from the white subgroup in a number of such respects. A higher proportion of African Americans live in the South and a higher proportion grew up in families with the father and/or mother absent, and more had mothers who worked while they were growing up. A substantially higher proportion of African Americans are Baptists, and African Americans tend to attribute more importance to religion in their lives than do whites. A higher proportion of African American respondents have children, and, on the average, they are slightly older than the white sample. As was mentioned earlier, African American males are more under-represented in our sample than African American females.

We note these differences in demographic, background, and ascriptive characteristics because, in any attempt to understand *why* a racial difference exists, one would want to be able to examine the role of these covarying characteristics. It is not possible, given the amount of data contained in this volume, to “factor out” the contribution of most of these covarying characteristics when interpreting racial differences. Therefore, while the data here may provide a relatively accurate *description* of racial differences (keeping in mind our earlier cautions

about



representativeness and response style), they do not by themselves yield a great deal by way of explanation.

However, since the full data sets now reside in an archive, described in the Preface, it is possible for the reader to conduct a more in-depth exploration of observed differences—or nondifferences, for that matter. We particularly encourage readers interested in racial comparisons to make further explorations of the data in order to determine the possible role of the other variables discussed here. Users of the data are also encouraged to contact the principal investigators for information on the most recent analyses of racial differences, some of which have been published.\*

Given the long list of caveats about interpreting racial differences, one might ask why we chose to publish the statistics for racial subgroups at all. After considerable deliberation among ourselves as well as with colleagues more knowledgeable in the field of race relations, we concluded that the expected benefits of making these data available (along with this cautionary discussion) outweigh the potential costs of having them misused. Unfortunately, because African Americans constitute a relatively small proportion of the American population, they constitute too small a number in most surveys to be characterized separately. Because the sample sizes in the present survey are large in comparison to most, we have at least sufficient numbers of cases to consider publishing data on African Americans separately. Further, given the iterative nature of the series, we are also able to provide checks for the replication of findings on different samples each year. While there may be some risk that findings will be taken out of context or used carelessly in ways that might tend to increase racial misunderstandings, there is substantially greater risk that valuable information concerning the races (and relative to their well-being) will be lost if it were not included here.

**A Note on the Questions about Amphetamine Use.** Prior to the 1982 survey, we discovered that some respondents' answers to questions on amphetamine use erroneously included use of over-the-counter, stay-awake, and diet pills, as well as some "look-alike" pills. In the 1982 survey, we

introduced some new questions on the use of amphetamines in order to make it more clear to the respondents that "look-alike" pills and over-the-counter products should be excluded. We also kept the old version of the questions in two questionnaire forms in the 1982 and 1983 surveys so that it would be possible to "splice" the trend lines resulting from the old and new questions. As a result of these changes, the reader who uses these volumes to examine trends in amphetamine use must be careful not to make inappropriate comparisons. The response distributions shown in the combined Forms 1 to 5 section (pages 28–29) from 1975 to 1981 contain the responses for Forms 1 through 5. For 1982 and 1983, that section contains two sets of responses. The first set is for Forms 1, 2, and 4 (with Form 1 double-weighted); these provide what we believe to be the best estimates of current amphetamine use and of trends from 1982 on. The second set of responses are based on Forms 3 and 5, the old versions of the questions; thus, these questions provide the best comparisons for looking at trends over time from 1975 to 1983 (although there is reason to be cautious about these trends because of the erroneous inclusion of nonamphetamines, as described above). Beginning with 1984, all forms use the new versions of the questions.

**A Note on the Questions about Alcohol Use.** In 1993, the question text was changed slightly in Forms 2, 5, and 6 to indicate that a "drink" meant "more than just a few sips." As a result of these changes, the reader who uses these volumes to examine trends in alcohol use must be careful not to make inappropriate comparisons. The response distributions shown in the combined forms section for 1975 to 1992 contains the responses for Forms 1 through 5 (through 1988) or 6 (beginning in 1989). For 1993, that section contains two sets of responses. The first set is for Forms 1, 3, and 4, the old versions of the questions; these questions provide the best comparisons for looking at trends over time from 1975 to 1993. The second set of responses is based on Forms 2, 5, and 6; these provide what we believe to be the best estimates of alcohol use and of trends from 1993 on. Beginning with 1994, all forms use the new versions of the questions.

\*An extended analysis and discussion of African American–white differences may be found in Bachman and O'Malley (1984), Bachman, Wallace, O'Malley, Johnston, Kurth, and Neighbors (1991), Wallace and Bachman (1991), Wallace and Bachman (1993), and Wallace, Bachman, O'Malley, and Johnston (1995).



# Descriptive Results

## Introduction to the Table Format and Conventions

Univariate and selected bivariate percentage distributions are given in this section for all questions asked of this year's senior class. The definitions of column headings and the source of the standard content for each table are given below under the numbers indicated in Figure 1.

## Definitions of Column Headings

① **Questionnaire Form.** The form from which all data on the page were derived is given here. When the designation "Forms 1-6" is used, it indicates that responses from students completing all six questionnaires have been combined; accordingly, the numbers of respondents in each column are six times as large as for questions contained in a single form only.

② **Total Sample.** Univariate percentage distributions based on the total sample of respondents are given in this column.

③ **Sex.** Percentage distributions are given separately for males (M) and females (F). Respondents with missing data on the question asking the respondent's sex (question C03) are omitted from both groups.

④ **Race.** Percentage distributions are given separately for those describing themselves as "White or Caucasian" (W) and "Black or African American" (B) in answer to question C04. Comparable columns for the other racial or ethnic groups (Mexican American or Chicano, Oriental or Asian American, American Indian or Native American Indian, etc.) are not shown because of the low number of cases in each group. *Note:* See the caveats regarding the interpretation of racial differences in the Introduction section of this volume.

⑤ **Region.** Percentage distributions are given separately for respondents living in each of four mutually exclusive regions of the country. The regional classifications are based on Census categories and are defined as follows:

*Northeast (NE):* Census classifications of New England and Middle Atlantic states; includes Maine, New Hampshire, Vermont, Massachusetts, Rhode Island, Connecticut, New York, New Jersey, and Pennsylvania.

*North Central (NC):* Census classifications of East North Central and West North Central states; includes Ohio, Indiana, Illinois, Michigan, Wisconsin, Minnesota, Iowa, Missouri, North Dakota, South Dakota, Nebraska, and Kansas.

*South (S):* Census classifications of South Atlantic, East South Central, and West South Central states; includes Delaware, Maryland, District of Columbia, Virginia, West Virginia, North Carolina, South Carolina, Georgia, Florida, Kentucky, Tennessee, Alabama, Mississippi, Arkansas, Louisiana, Oklahoma, and Texas.

*West (W):* Census classifications of Mountain and Pacific states; includes Montana, Idaho, Wyoming, Colorado, New Mexico, Arizona, Utah, Nevada, Washington, Oregon, and California.

⑥ **Four-Year College Plans.** Percentage distributions are given separately for (1) respondents who indicate that they "definitely will" or "probably will" graduate from a four-year college program and (2) those who say that they "definitely won't" or "probably won't" graduate from a four-year college program, based on responses to question C21d. Respondents not answering question C21d are omitted from both columns. (A number of those who do not expect to complete a four-year college program *do* expect to get some post-secondary education, as may be seen in the tables for questions C21a and C21c.)



⑦ **Illicit Drug Use: Lifetime.** Percentage distributions are given separately for five mutually exclusive subgroups differentiated by their degree of involvement with illicit drugs. Eligibility for each category is defined below.

*None:* This column contains data from those respondents who indicated that they had not used marijuana at any time and did not report use of any of the following illicit drugs in their lifetime: LSD, other psychedelics, cocaine, amphetamines, tranquilizers, methaqualone, barbiturates, heroin, or other narcotics.\*

*Marijuana Only:* This column contains data from other respondents who indicated that they had used marijuana (or hashish) but had never used any of the other illicit drugs listed above.

*Few Pills:* This column contains data from those respondents who indicated having used one or more of the above listed drugs (other than marijuana) but who had not used any one class of them on three or more occasions *and* who had not used heroin at all.

*More Pills:* This column contains data from respondents who had used any of the above listed drugs (other than marijuana) on three or more occasions but who had never used heroin.

*Any Heroin:* This column contains data from those respondents who indicated having used heroin on one or more occasions in their lifetime.

⑧ **N (Weighted Number of Cases).** This row contains the number of students who turned in questionnaires in each of the categories indicated by the column headings. The number of cases is stated in terms of the weighted number of respondents rather than the actual number, since all percentages in the tables have been calculated using weighted cases. The actual number of respondents generally is about 15 percent higher than the weighted number for data collected in 1975, 1976, and 1977. (A comparison of weighted and unweighted numbers is provided in Table B-1 in Appendix B.) For data collected in 1978 or later, the actual number of respondents is roughly equal to the weighted number. Weighting is used to improve the accuracy of estimates by correcting for unequal probabilities of selection that arise in the multi-stage sampling procedures.

⑨ **Percentage of Weighted Total.** This row indicates the percentage of the total number of respondents who fall into the category indicated by each column heading. Unlike all other percentages on the page, which can be summed vertically, these percentages sum horizontally. To the extent that the subcategories in a column (e.g., males and females) fail to sum to 100 percent, cases have been eliminated because of missing data on the variable in question (e.g., sex) or, in the case of race, because several subcategories have been omitted intentionally.

## Table Contents

⑩ **Questions and Answers.** Each question along with its accompanying answer alternatives is presented verbatim. The alphanumeric prefix to the question indicates the section of the questionnaire in which it is located and its sequence within that section. So, for example, a prefix of B12c indicates that the item was question 12c in the B section of the questionnaire.

⑪ **Item Reference Number.** This is a unique identification number permanently assigned to each question. Any question may be located in the Question Index of the 1975–81 volumes by using this number and in the Question Index of all subsequent volumes by using this number in conjunction with the subject area code.

⑫ **Subject Area Code.** Every question has been classified into one or more subject areas; the alphanumeric code indicates the subject area (or areas) applicable to the question shown. The complete listing of subject areas is presented in Table 3 (at the beginning of the Question Index near the end of this volume). Starting with the 1982 volume, the Question Index is ordered first by subject area and then (within areas) by item reference number.

⑬ **Percentage Distribution.** Each column of numbers beside a question gives the percentage of each group (defined by the column heading) who chose each answer alternative, rounded to the nearest tenth of a percent. These figures add vertically to 100 percent (with some rounding error). Nonrespondents to the question are

\*Inhalants (including the amyl and butyl nitrites) are not included in this list of illicit drugs because the relevant questions are not contained in all questionnaire forms or in all years of the study. Similarly, the use of PCP is counted only if it was reported under "other psychedelics" use because specific questions about PCP are not included in all forms or years. This results in a few apparent inconsistencies in the tables relating the drug use index to specific questions about these drugs.



weighted number answering from the weighted number taking the questionnaire, shown at the top of the same column. Nonresponse may be due to the subject not answering the question, even though it pertains to him or her, or to the subject skipping inappropriate questions as instructed on a prior item.

**⑭ Number of Weighted Cases Answering (N).** The number of students in the relevant group (defined by the column heading) who answered the question is given just below the percentage distribution. The number of nonrespondents may be determined by subtracting this

QUESTIONNAIRE FORM 1-6 1990		TOTAL	SEX		RACE		REGION				4YR COLLEGE PLANS		ILLICIT DRUG USE: LIFETIME					
			M	F	White	Black	NE	NC	S	W	Yes	No	None	Mari- juana Only	Few Pills	More Pills	Any Her- oin	
N (Weighted No. of Cases):		15676	7862	7241	11410	1614	3358	4284	5262	2773	10245	4332	8006	2901	1872	2380	194	
% of Weighted Total:		100.0	50.2	46.2	72.8	10.3	21.4	27.3	33.6	17.7	65.4	27.6	51.1	18.5	11.9	15.2	1.2	
These next questions ask for some back-ground information about yourself.																		
C01: In what year were you born?																		
1 Before 70		0.4	0.5	0.3	0.2	0.6	0.4	0.2	0.7	0.3	0.3	0.7	0.4	0.3	0.8	0.4	2.7	
2 1970		3.2	4.0	2.0	2.0	5.4	2.4	2.4	4.7	2.6	1.8	5.5	3.2	3.3	2.7	3.0	4.4	
3 1971		28.7	32.4	24.7	27.3	32.3	24.3	32.7	29.5	26.2	25.5	34.9	27.6	28.8	29.8	30.7	27.5	
4 1972		66.5	62.2	71.4	69.6	60.1	71.0	64.2	64.1	69.0	71.0	58.3	67.3	66.7	66.1	65.1	64.9	
5 1973		1.1	0.9	1.4	1.0	1.3	1.7	0.6	0.8	1.9	1.4	0.4	1.5	0.8	0.6	0.9	0.5	
6 1974		.	.	.	.	0.1	.	.	.	0.1	.	.	.	.	.	.	.	
7 1975		.	.	.	.	0.1	.	.	.	.	.	.	.	.	.	.	.	
8 After 1975		.	.	.	.	0.1	0.1	.	0.1	.	.	0.1	0.1	.	0.1	.	.	
Item 10 Subject R01		N 15360	7854	7239	11403	1614	3270	4230	5128	2732	10213	4309	7925	2869	1858	2347	191	
C02: In what month were you born?																		
01 January		8.3	8.4	8.1	8.2	7.8	7.8	8.8	8.3	8.0	8.1	8.3	8.3	7.7	8.3	9.3	6.9	
02 February		8.0	7.8	8.2	8.1	7.5	7.6	8.1	8.3	7.6	8.2	7.5	7.6	8.9	8.0	8.0	7.5	
03 March		8.3	8.2	8.6	8.7	7.8	8.5	8.7	8.0	8.0	8.4	8.1	8.4	8.8	8.3	7.6	5.0	
04 April		8.4	8.7	7.9	8.3	9.4	8.9	7.8	8.7	8.0	8.7	8.1	8.3	8.6	8.2	8.4	9.6	
05 May		8.3	8.3	8.3	8.1	8.4	8.7	8.3	7.9	8.5	8.1	8.7	8.0	8.6	8.8	8.7	7.8	
06 June		7.9	7.7	8.2	7.9	7.7	8.3	7.3	8.2	7.7	7.9	8.0	7.8	8.2	7.5	8.1	10.5	
07 July		8.6	8.6	8.6	8.7	8.1	9.1	8.5	8.1	9.3	8.5	9.1	8.5	8.9	8.8	8.2	12.6	
08 August		8.7	8.7	8.7	8.8	8.3	8.4	8.0	9.4	9.1	8.7	9.0	9.3	8.1	8.4	8.0	7.6	
09 September		8.3	8.1	8.9	8.2	9.4	7.9	8.9	7.8	8.9	8.3	8.3	8.8	7.6	8.7	7.7	5.0	
10 October		8.5	8.6	8.3	8.5	9.1	8.3	8.6	8.6	8.4	8.5	8.5	8.6	7.6	8.8	9.4	5.1	
11 November		8.1	8.3	7.5	8.1	7.9	8.1	8.1	8.1	8.0	8.4	7.2	8.2	8.7	6.9	7.6	8.6	
12 December		8.6	8.6	8.7	8.4	8.7	8.4	8.7	8.5	8.5	8.3	9.1	8.1	8.5	9.3	9.0	13.9	
Item 20 Subject R01		N 15343	7845	7237	11393	1612	3270	4226	5120	2727	10205	4301	7919	2865	1855	2340	191	
C03: What is your sex?																		
1 Male		52.1	100.0	-	52.8	45.8	53.6	51.6	51.3	52.2	51.0	52.8	50.0	54.8	52.5	53.8	65.5	
2 Female		47.9	-	100.0	47.2	54.2	46.4	48.4	48.7	47.8	49.0	47.2	50.0	45.2	47.5	46.2	34.5	
Item 30 Subject R01		N 15103	7862	7241	11246	1567	3229	4158	5031	2685	10081	4214	7803	2809	1832	2307	185	
C04: How do you describe yourself?																		
1 American Indian		1.4	1.5	1.3	-	-	1.5	1.4	1.1	2.0	0.9	2.7	1.2	1.1	1.8	2.3	2.4	
2 Black or Afro-American		10.6	9.2	11.9	-	100.0	5.4	3.4	22.9	4.8	9.5	11.2	13.8	10.2	6.3	2.8	3.3	
3 Mexican American or Chicano		5.7	5.7	5.8	-	-	0.2	2.6	9.7	9.6	4.8	7.7	5.9	5.7	6.1	4.5	4.9	
4 Puerto Rican or other Latin American		2.3	2.4	2.2	-	-	4.9	0.6	2.2	1.8	2.4	1.8	2.4	1.8	2.4	2.0	2.5	
5 Oriental or Asian American		2.8	3.0	2.6	-	-	2.0	1.1	1.1	9.8	3.6	0.8	4.0	1.6	1.4	1.3	2.8	
6 White or Caucasian		75.0	76.0	74.2	100.0	-	83.3	89.0	61.5	68.3	77.0	73.0	70.3	77.9	79.9	85.0	80.6	
7 Other		2.2	2.3	2.1	-	-	2.7	1.7	1.5	3.7	1.8	2.7	2.3	1.8	2.1	2.0	3.6	
Item 40 Subject R01		N 15223	7804	7166	11410	1614	3244	4200	5096	2683	10135	4279	7862	2840	1845	2318	189	
C05: Where did you grow up mostly?																		
1 On a farm		5.5	5.8	5.1	6.4	2.8	1.5	7.8	6.2	5.2	4.1	8.8	6.2	3.6	5.2	5.1	6.9	
2 In the country, not on a farm					14.8	19.3	11.1	13.9	20.8	9.7	11.8	22.0	16.0	11.8	14.9	14.4	10.3	
3 In a small town							45.2	30.8	30.2	19.2	30.9	33.7	31.2	31.7	31.6	33.7	26.1	
4 In a large city																		
5 In a large city																		
6 In a large city																		
7 In a large city																		
8 In a large city																		
9 In a large city																		
10 In a large city																		
11 In a large city																		
12 In a large city																		
13 In a large city																		
14 In a large city																		
15 In a large city																		
16 In a large city																		
17 In a large city																		
18 In a large city																		
19 In a large city																		
20 In a large city																		
21 In a large city																		
22 In a large city																		
23 In a large city																		
24 In a large city																		
25 In a large city																		
26 In a large city																		
27 In a large city																		
28 In a large city																		
29 In a large city																		
30 In a large city																		
31 In a large city																		
32 In a large city																		
33 In a large city																		
34 In a large city																		
35 In a large city																		
36 In a large city																		
37 In a large city																		
38 In a large city																		
39 In a large city																		
40 In a large city																		
41 In a large city																		
42 In a large city																		
43 In a large city																		
44 In a large city																		
45 In a large city																		
46 In a large city																		
47 In a large city																		
48 In a large city																		
49 In a large city																		
50 In a large city																		
51 In a large city																		
52 In a large city																		
53 In a large city																		
54 In a large city																		
55 In a large city																		
56 In a large city																		
57 In a large city																		
58 In a large city																		
59 In a large city																		
60 In a large city																		
61 In a large city																		
62 In a large city																		
63 In a large city																		
64 In a large city																		
65 In a large city																		
66 In a large city																		
67 In a large city																		
68 In a large city																		
69 In a large city																		
70 In a large city																		
71 In a large city																		
72 In a large city																		
73 In a large city																		
74 In a large city																		
75 In a large city																		
76 In a large city																		
77 In a large city																		
78 In a large city																		
79 In a large city																		



## MONITORING THE FUTURE

QUESTIONNAIRE FORM 1-6 1996	TOTAL	SEX		RACE		REGION				COLLEGE PLANS?		ILLICIT DRUG USE: LIFETIME				
		M	F	White	Black	NE	NC	S	W	Yes	No	None	Mari- juana Only	Few Pills	More Pills	Any Her- oin
<i>N (Weighted No. of Cases):</i>	14824	6806	7261	9890	1719	3122	3878	5345	2479	10954	2746	7101	3254	1654	2149	263
<i>% of Weighted Total:</i>	100.0	45.9	49.0	66.7	11.6	21.1	26.2	36.1	16.7	73.9	18.5	47.9	22.0	11.2	14.5	1.8
These next questions ask for some background information about yourself.																
<b>C01: In what year were you born?</b>																
1. Before '74	0.2	0.1	0.1	0.1	0.3	0.1	0.1	0.3	0.1	0.1	0.5	0.1	0.1	-	0.2	2.2
2. 1974	*	*	*	*	-	*	-	*	-	*	*	*	*	-	*	-
3. 1975	0.2	0.3	0.2	0.1	0.5	0.3	0.1	0.4	*	0.2	0.4	0.2	0.2	0.4	0.2	0.3
4. 1976	2.8	3.5	1.9	1.6	5.3	3.1	2.1	3.8	1.4	2.0	5.5	2.8	2.4	2.8	3.0	3.1
5. 1977	30.6	35.3	26.2	30.6	30.9	23.7	34.6	32.7	28.6	28.5	37.7	29.0	31.8	32.7	31.5	33.7
6. 1978	64.9	59.8	69.9	66.6	61.2	70.7	62.3	61.5	68.8	67.8	55.2	66.6	64.2	62.8	63.8	59.1
7. 1979	1.2	0.9	1.6	0.9	1.7	2.0	0.9	1.2	1.1	1.4	0.6	1.3	1.1	1.4	1.2	1.1
8. After 1979	*	*	*	*	0.1	*	*	0.1	0.1	*	0.1	*	0.1	-	*	0.5
<i>Item 10 Subject R01</i>	<i>N</i> 14395	6795	7259	9874	1716	3022	3787	5148	2439	10900	2724	7014	3210	1631	2081	257
<b>C02: In what month were you born?</b>																
01. January	8.5	8.6	8.3	8.6	8.9	8.0	8.6	8.9	8.1	8.5	8.5	8.4	8.7	8.5	8.8	8.8
02. February	7.2	7.0	7.4	7.3	7.7	7.0	8.2	7.0	6.2	7.2	6.9	7.4	6.8	6.5	7.2	9.3
03. March	8.2	8.1	8.3	8.5	8.0	8.2	8.4	8.0	8.2	8.4	7.4	7.8	8.8	7.5	9.6	6.1
04. April	8.1	8.1	8.0	8.2	7.3	8.4	7.9	7.5	9.2	8.0	7.9	8.0	7.5	9.1	7.8	10.5
05. May	8.5	8.5	8.6	8.7	8.2	9.4	9.2	7.6	8.4	8.5	8.8	8.5	8.5	7.7	9.6	7.1
06. June	8.5	8.5	8.7	8.6	7.1	8.5	8.2	8.6	8.8	8.4	8.3	8.6	8.5	9.1	8.1	8.6
07. July	8.9	8.8	8.8	8.7	8.6	9.0	8.3	8.8	10.1	8.9	9.1	9.2	9.0	8.9	7.9	8.8
08. August	9.5	9.0	9.7	9.3	10.6	9.2	9.5	9.7	9.2	9.4	9.8	9.5	9.5	8.8	9.2	11.1
09. September	8.2	8.3	8.4	8.2	9.7	7.9	7.9	8.7	8.0	8.0	9.0	8.4	8.1	8.0	7.9	10.0
10. October	8.4	8.9	7.9	8.6	7.3	8.5	8.1	8.8	7.7	8.6	7.6	8.3	8.8	8.7	8.0	5.7
11. November	8.0	7.7	8.1	7.8	8.6	8.2	7.7	8.2	7.9	7.9	9.1	8.2	7.5	8.0	8.6	4.9
12. December	8.0	8.6	7.8	7.7	8.0	7.7	8.1	8.0	8.3	8.2	7.6	7.8	8.2	9.3	7.5	9.0
<i>Item 20 Subject R01</i>	<i>N</i> 14342	6762	7256	9843	1713	3015	3767	5126	2434	10866	2721	7002	3199	1626	2056	256
<b>C03: What is your sex?</b>																
1. Male	48.4	100.0	-	48.9	43.9	46.8	49.2	48.5	48.9	45.7	56.0	45.3	51.7	48.8	50.8	66.2
2. Female	51.6	-	100.0	51.1	56.1	53.2	50.8	51.5	51.1	54.3	44.0	54.7	48.3	51.2	49.2	33.8
<i>Item 30 Subject R01</i>	<i>N</i> 14067	6806	7261	9700	1668	2954	3708	5040	2365	10701	2626	6878	3141	1595	2016	246
<b>C04: How do you describe yourself?</b>																
2. Black or African American	12.2	11.0	13.2	-	100.0	5.0	11.6	19.7	5.9	11.6	11.9	13.2	18.4	5.4	3.5	5.2
3. Mexican American or Chicano	5.7	5.7	5.6	-	-	0.1	1.2	6.5	18.3	5.0	8.4	5.1	5.9	7.3	5.8	7.6
4. Cuban American	0.6	0.7	0.5	-	-	0.4	0.2	1.1	0.1	0.5	0.6	0.6	0.5	0.3	0.5	2.1
8. Puerto Rican	1.2	1.1	1.3	-	-	3.4	0.4	0.9	0.4	1.2	1.2	1.1	1.4	1.3	1.1	2.4
9. Other Latin American	2.1	2.1	2.0	-	-	3.1	0.7	1.8	3.5	2.1	1.6	2.2	1.6	2.7	2.1	0.4
5. Asian American	3.6	3.7	3.7	-	-	3.8	1.9	2.4	8.7	4.2	1.4	4.9	2.1	2.8	2.4	1.1
6. White (Caucasian)	70.2	71.3	69.7	100.0	-	79.4	80.3	64.3	55.0	71.3	70.2	68.7	65.5	76.6	79.5	73.7
1. American Indian (Native American Indian)	0.7	0.9	0.5	-	-	0.5	1.2	0.5	0.7	0.6	1.1	0.6	0.5	0.7	1.1	1.7
7. Other	3.8	3.6	3.7	-	-	4.3	2.4	2.8	7.4	3.6	3.6	3.5	4.2	2.9	3.9	5.8
<i>Item 40 Subject R01</i>	<i>N</i> 14093	6657	7109	9890	1719	2965	3719	5078	2330	10687	2668	6899	3136	1598	2019	246
<b>C05: Where did you grow up mostly?</b>																
1. On a farm	5.3	6.0	4.6	6.3	2.3	3.8	8.4	4.8	3.6	4.4	9.3	6.3	4.1	3.4	4.7	6.8
2. In the country, not on a farm	14.0	14.6	13.3	16.9	11.1	16.0	15.9	14.7	6.8	12.3	21.5	15.2	11.2	15.4	13.8	9.5
3. In a small city or town (under 50,000 people)	27.5	26.7	28.5	32.1	16.8	29.8	28.8	28.8	19.8	27.6	27.8	28.3	25.4	28.4	28.8	21.7
4. In a medium-sized city (50,000-100,000)	12.5	10.9	14.2	11.4	17.3	9.5	8.4	13.3	21.5	12.5	12.4	11.6	14.3	10.8	13.9	14.8
5. In a suburb of a medium-sized city	6.6	6.0	7.1	6.9	5.0	9.4	4.0	5.8	8.6	7.2	4.2	6.1	6.3	7.0	8.0	7.6
6. In a large city (100,000-500,000)	12.7	13.1	12.2	9.0	21.4	7.0	14.6	12.8	16.5	12.6	11.6	12.1	14.6	12.2	11.8	10.3
7. In a suburb of a large city	7.8	8.1	7.6	8.5	4.4	8.6	7.9	7.1	8.4	8.8	4.5	7.1	8.3	8.7	8.4	12.5
8. In a very large city (over 500,000)	8.2	8.4	7.8	3.5	16.6	9.0	6.5	8.3	9.5	8.4	6.3	8.1	9.6	8.4	6.1	8.3
9. In a suburb of a very large city	5.4	6.1	4.7	5.4	5.1	7.1	5.4	4.4	5.3	6.2	2.4	5.2	6.1	5.7	4.5	8.5
<i>Item 50 Subject R03</i>	<i>N</i> 13319	6313	6665	9249	1547	2824	3523	4733	2239	10145	2488	6545	2946	1511	1915	227
<b>C06: What is your present marital status?</b>																
1. Married	2.2	1.9	2.1	1.6	2.7	1.5	1.9	2.6	2.5	1.7	3.8	2.2	2.1	1.6	2.0	4.1
2. Engaged	5.2	3.2	7.1	4.7	6.4	4.8	4.6	6.6	3.9	3.6	11.2	4.5	5.3	5.8	6.3	9.8
3. Separated/divorced	0.8	0.9	0.7	0.5	1.1	1.0	0.8	0.6	1.0	0.7	1.3	0.7	0.9	0.5	1.0	2.3
4. Single	91.8	94.0	90.2	93.2	89.8	92.8	92.7	90.2	92.6	94.0	83.7	92.6	91.6	92.1	90.7	83.9
<i>Item 60 Subject D01, R01</i>	<i>N</i> 14363	6742	7236	9843	1695	3013	3779	5136	2436	10900	2721	6998	3198	1629	2085	252
<b>C07: How many brothers and sisters do you have? (Include step-brothers and sisters and half-brothers and sisters.)</b>																



DESCRIPTIVE RESULTS: 1996

17

QUESTIONNAIRE FORM 1-6 1996	TOTAL	SEX		RACE		REGION				COLLEGE PLANS?		ILLICIT DRUG USE: LIFETIME				
		M	F	White	Black	NE	NC	S	W	Yes	No	None	Mari- juana Only	Few Pills	More Pills	Any Her- oin
<i>N (Weighted No. of Cases):</i>	14824	6806	7261	9890	1719	3122	3878	5345	2479	10954	2746	7101	3254	1654	2149	263
<i>% of Weighted Total:</i>	100.0	45.9	49.0	66.7	11.6	21.1	26.2	36.1	16.7	73.9	18.5	47.9	22.0	11.2	14.5	1.8
<b>C07A:</b> Older brothers and sisters																
0. None	33.4	34.4	32.6	34.9	25.5	34.6	33.1	33.9	31.1	34.7	29.9	36.3	28.8	34.3	31.2	27.5
1. One	33.6	33.5	33.7	35.3	28.4	34.4	34.1	33.3	32.3	33.9	32.7	33.0	35.7	31.7	34.2	34.1
2. Two	17.2	17.2	17.3	16.8	18.9	16.7	16.4	17.8	17.7	16.9	17.0	16.4	18.5	17.1	17.9	13.5
3. Three	7.3	7.1	7.4	6.3	10.3	6.9	7.8	6.4	8.7	7.0	8.0	6.7	7.8	8.3	7.4	8.4
4. Four	3.3	3.0	3.6	2.9	5.5	2.9	3.5	3.3	3.7	3.1	3.6	3.3	2.7	3.2	3.6	7.0
5. Five	2.0	1.7	2.2	1.7	3.5	1.6	2.2	1.7	2.9	1.7	2.8	1.8	2.3	2.3	2.0	2.2
6. Six or more	3.3	3.1	3.2	2.1	7.9	2.9	3.0	3.6	3.5	2.5	6.0	2.6	4.1	3.0	3.8	7.3
<i>Item 75 Subject R02</i>	<i>N</i> 13395	6271	6774	9155	1610	2774	3542	4798	2281	10167	2554	6536	2972	1546	1924	236
<b>C07B:</b> Younger brothers and sisters																
0. None	31.5	31.9	31.4	33.4	24.5	32.7	30.5	33.1	28.5	32.4	28.9	30.5	32.3	32.4	33.7	28.4
1. One	35.0	35.4	34.8	36.5	29.1	37.8	34.2	34.4	34.2	35.6	32.8	36.0	34.0	34.8	34.4	33.2
2. Two	18.8	18.6	18.8	18.0	20.9	18.3	19.3	17.5	21.3	18.7	19.7	19.3	19.4	16.0	18.2	17.5
3. Three	7.6	7.4	7.9	6.7	11.4	6.8	8.3	7.2	8.4	7.3	8.2	7.6	8.0	8.0	7.3	3.9
4. Four	3.5	3.4	3.5	2.9	6.4	2.4	3.7	3.9	3.7	3.0	5.2	3.3	3.3	4.4	3.2	7.3
5. Five	1.4	1.2	1.7	1.1	3.2	0.8	1.6	1.7	1.5	1.2	2.2	1.4	1.2	2.3	1.0	2.9
6. Six or more	2.1	2.1	2.0	1.4	4.5	1.3	2.3	2.2	2.4	1.8	3.0	1.9	1.8	2.0	2.3	6.6
<i>Item 76 Subject R02</i>	<i>N</i> 13261	6247	6677	9112	1541	2751	3532	4725	2253	10139	2489	6491	2933	1526	1909	235
<b>C07C:</b> Which of the following people live in the same household with you? (Mark ALL that apply.)																
A. I live alone	1.0	1.3	0.6	0.7	1.7	0.9	1.2	1.1	0.9	0.7	2.4	0.6	1.0	1.0	1.9	3.6
B. Father (or male guardian)	75.7	77.5	74.3	81.2	50.3	78.6	75.7	73.2	77.1	77.9	69.1	78.9	71.6	76.8	72.9	62.4
C. Mother (or female guardian)	89.7	89.4	90.5	91.2	85.0	91.7	89.2	88.7	90.3	91.8	82.6	92.2	88.8	88.1	86.7	77.8
D. Brother(s) and/or sister(s)	66.4	65.6	67.3	66.8	61.2	71.7	67.3	61.2	69.8	67.9	61.9	69.8	63.6	66.9	62.1	55.6
E. Grandparent(s)	6.1	5.7	6.5	4.6	9.9	7.9	4.3	6.2	6.2	5.9	6.6	5.9	5.6	6.4	6.4	10.3
F. My husband/wife	1.1	0.5	1.4	0.7	0.9	0.6	0.8	1.6	1.0	0.5	2.9	0.8	0.9	1.3	1.2	3.1
G. My children	1.8	0.6	2.8	1.0	5.0	1.2	1.9	2.2	1.4	1.1	4.3	1.3	2.4	1.9	1.4	6.6
H. Other relative(s)	5.1	4.4	5.7	3.2	9.4	4.5	4.2	5.4	6.9	4.8	6.6	4.6	5.4	5.6	5.0	8.0
I. Non-relative(s)	4.1	3.4	4.6	4.1	3.3	4.1	4.8	3.5	4.0	3.5	6.1	3.1	4.4	3.8	6.5	8.3
<i>Item 80-160 Subject R03</i>	<i>N</i> 14350	6741	7228	9844	1694	3015	3779	5124	2432	10909	2717	7010	3187	1626	2080	253
The next three questions ask about your parents. If you were raised mostly by foster parents, step-parents, or others, answer for them. For example, if you have both a step-father and a natural father, answer for the one that was most important in raising you.																
<b>C08:</b> What is the highest level of schooling your father completed?																
1. Completed grade school or less	3.6	3.1	3.9	1.8	3.7	3.5	2.2	3.9	5.2	3.0	6.0	3.7	2.8	4.0	3.2	6.8
2. Some high school	9.1	8.7	9.3	7.7	11.8	7.9	8.7	10.6	7.9	7.2	16.7	8.3	10.0	11.3	8.8	9.1
3. Completed high school	25.6	25.3	26.0	26.4	28.9	28.4	30.9	23.3	19.0	23.1	34.7	26.2	24.6	25.1	26.0	18.5
4. Some college	17.8	18.1	17.7	18.6	18.3	14.9	18.4	17.2	21.7	18.6	14.8	17.5	17.4	18.2	18.7	19.6
5. Completed college	21.9	22.5	21.2	24.8	14.0	22.4	21.4	21.2	23.6	24.1	13.9	21.9	22.5	21.7	22.2	22.5
6. Graduate or professional school after college	15.9	16.8	15.3	17.3	8.3	17.5	12.4	17.3	16.7	19.0	4.2	16.5	15.6	15.2	15.8	14.4
7. Don't know, or does not apply	6.1	5.5	6.5	3.5	15.0	5.3	6.2	6.5	5.9	5.0	9.7	5.9	6.9	4.5	5.3	9.0
<i>Item 310 Subject R02</i>	<i>N</i> 14320	6719	7212	9842	1677	3000	3767	5125	2429	10912	2729	6993	3180	1624	2081	253
<b>C09:</b> What is the highest level of schooling your mother completed?																
1. Completed grade school or less	3.0	2.6	3.3	0.9	2.1	2.6	1.4	3.0	6.1	2.4	5.3	3.2	2.5	3.0	2.6	3.7
2. Some high school	8.0	6.6	9.2	5.8	11.5	7.0	6.7	9.6	7.7	6.1	14.9	7.4	8.3	8.5	8.5	9.3
3. Completed high school	29.6	30.2	29.2	32.0	25.9	33.4	34.5	27.2	22.4	27.2	38.5	28.8	30.1	30.4	30.9	25.0
4. Some college	20.5	20.2	20.7	20.8	25.4	16.2	20.2	20.9	25.2	21.7	16.5	20.5	20.3	20.6	21.0	17.9
5. Completed college	23.4	24.2	22.7	25.9	19.2	22.3	24.0	23.9	22.9	25.9	14.5	24.5	22.9	21.9	22.4	28.6
6. Graduate or professional school after college	12.5	12.7	12.3	12.7	11.2	15.6	10.5	12.4	11.9	14.5	4.6	12.4	13.0	13.1	12.0	11.8
7. Don't know, or does not apply	3.0	3.5	2.6	1.8	4.7	2.8	2.7	3.0	3.7	2.2	5.6	3.1	2.8	2.6	2.7	3.7
<i>Item 320 Subject R02</i>	<i>N</i> 14321	6713	7217	9833	1681	2998	3766	5121	2437	10917	2732	6989	3181	1625	2081	253



## MONITORING THE FUTURE

QUESTIONNAIRE FORM 1-6 1996	TOTAL	SEX		RACE		REGION				COLLEGE PLANS?		ILLICIT DRUG USE: LIFETIME				
		M	F	White	Black	NE	NC	S	W	Yes	No	None	Mari- juana Only	Few Pills	More Pills	Any Her- oin
<i>N (Weighted No. of Cases):</i>	14824	6806	7261	9890	1719	3122	3878	5345	2479	10954	2746	7101	3254	1654	2149	263
<i>% of Weighted Total:</i>	100.0	45.9	49.0	66.7	11.6	21.1	26.2	36.1	16.7	73.9	18.5	47.9	22.0	11.2	14.5	1.8
<b>C10:</b> Did your mother have a paid job (half-time or more) during the time you were growing up?																
1. No	17.5	18.1	16.7	17.9	8.9	19.0	16.5	16.8	18.5	17.5	18.1	19.9	14.5	14.5	16.1	17.4
2. Yes, some of the time when I was growing up	22.7	22.9	22.5	24.5	13.2	25.5	22.3	20.9	23.3	22.5	22.6	22.6	21.2	23.6	24.3	24.5
3. Yes, most of the time	18.0	18.7	17.4	18.5	15.9	19.9	17.6	16.9	18.8	17.8	19.2	16.6	19.5	20.9	19.0	15.7
4. Yes, all or nearly all of the time	41.8	40.2	43.3	39.1	62.0	35.6	43.5	45.4	39.5	42.2	40.1	40.9	44.8	41.0	40.6	42.4
<i>Item 330 Subject R02</i>	<i>N 14270</i>	<i>6687</i>	<i>7196</i>	<i>9822</i>	<i>1670</i>	<i>2991</i>	<i>3764</i>	<i>5095</i>	<i>2421</i>	<i>10901</i>	<i>2712</i>	<i>6973</i>	<i>3175</i>	<i>1619</i>	<i>2072</i>	<i>251</i>
<b>C11:</b> How would you describe your political preference?																
1. Strongly Republican	8.1	10.3	6.0	9.8	3.7	6.7	7.6	9.8	7.2	8.1	8.2	9.4	6.1	7.6	7.2	8.0
2. Mildly Republican	14.5	16.4	12.5	17.9	2.1	13.6	14.8	15.2	13.6	15.7	9.8	15.9	13.1	13.1	13.4	12.2
3. Mildly Democrat	12.9	11.9	14.0	12.0	15.8	12.0	11.7	12.4	16.6	13.9	8.4	12.2	15.3	15.3	10.8	7.7
4. Strongly Democrat	9.0	7.5	10.3	6.2	24.0	7.2	9.4	10.0	8.8	9.3	7.3	8.3	10.6	9.7	8.6	7.5
5. Independent	11.2	12.1	10.4	11.9	9.4	13.1	11.5	10.9	9.1	11.0	11.4	10.5	10.3	10.2	14.5	19.9
6. No preference	17.8	19.6	16.2	17.8	14.7	17.4	19.3	17.6	16.5	16.9	21.9	17.4	17.9	17.6	19.3	20.2
7. Other	1.4	2.2	0.6	1.3	1.0	2.0	1.7	0.9	1.2	1.3	1.8	1.0	1.3	1.3	2.3	6.5
8. Don't know, haven't decided	25.1	19.9	29.9	23.0	29.2	27.9	23.9	23.2	27.0	23.8	31.2	25.4	25.4	25.2	24.0	18.0
<i>Item 340 Subject H01</i>	<i>N 13778</i>	<i>6469</i>	<i>6957</i>	<i>9631</i>	<i>1512</i>	<i>2909</i>	<i>3647</i>	<i>4864</i>	<i>2358</i>	<i>10648</i>	<i>2548</i>	<i>6766</i>	<i>3046</i>	<i>1560</i>	<i>2010</i>	<i>242</i>
<b>C12:</b> How would you describe your political beliefs?																
1. Very conservative	4.1	5.2	3.0	4.2	4.8	3.5	4.0	4.9	3.3	3.7	5.3	5.2	2.6	3.2	3.0	4.9
2. Conservative	12.7	14.7	10.7	14.4	8.0	11.3	11.6	14.3	12.7	13.3	10.4	15.6	10.5	11.0	8.3	8.1
3. Moderate	27.1	27.0	27.3	28.8	22.2	24.2	26.2	29.4	27.0	29.0	20.1	27.8	27.6	27.7	24.7	20.2
4. Liberal	15.6	13.5	17.7	15.1	14.5	18.4	14.4	13.9	17.8	17.0	10.5	13.7	17.7	19.2	16.9	13.7
5. Very liberal	4.4	4.0	4.8	4.5	3.6	5.1	4.3	4.3	4.0	4.8	3.2	3.0	4.5	5.5	7.4	10.6
6. Radical	2.8	4.5	1.2	2.8	1.7	3.6	2.6	2.7	2.6	2.4	4.4	1.6	2.8	2.3	5.8	13.8
8. None of the above, or don't know	33.3	31.1	35.4	30.3	45.2	33.9	36.9	30.6	32.7	29.9	46.1	33.2	34.4	31.1	33.8	28.8
<i>Item 350 Subject H01</i>	<i>N 14187</i>	<i>6642</i>	<i>7162</i>	<i>9766</i>	<i>1649</i>	<i>2961</i>	<i>3746</i>	<i>5073</i>	<i>2407</i>	<i>10863</i>	<i>2704</i>	<i>6938</i>	<i>3152</i>	<i>1611</i>	<i>2056</i>	<i>251</i>
<b>C13:</b> The next three questions are about religion.																
<b>C13A:</b> What is your religious preference?																
01. Baptist	19.0	17.6	20.3	16.3	53.4	6.1	15.0	34.8	7.9	18.1	22.4	21.1	20.1	15.3	13.9	8.2
02. Churches of Christ	6.3	7.1	5.7	5.9	9.2	4.2	7.6	6.2	7.2	5.7	8.7	5.7	7.5	6.1	6.4	6.1
03. Disciples of Christ	0.5	0.6	0.4	0.5	0.3	0.3	0.8	0.5	0.5	0.6	0.6	0.5	0.5	0.6	0.7	0.9
04. Episcopal	1.4	1.4	1.5	1.8	0.7	1.8	0.6	2.0	0.9	1.6	0.9	1.4	1.7	1.0	1.6	1.5
05. Lutheran	3.5	3.6	3.6	4.7	0.2	2.7	6.1	2.0	3.7	3.5	4.2	3.2	2.7	5.8	4.4	3.0
06. Methodist	6.5	6.2	6.8	8.2	4.8	5.3	7.5	8.6	1.8	6.8	5.4	7.4	5.9	5.8	5.2	3.6
07. Presbyterian	3.2	2.9	3.5	4.0	0.7	2.7	2.7	4.3	2.1	3.5	1.9	2.9	3.4	3.2	3.4	7.1
08. United Church of Christ	0.4	0.5	0.4	0.5	0.5	0.6	0.6	0.3	0.4	0.5	0.3	0.4	0.3	0.5	0.4	1.7
09. Other Protestant	3.4	3.0	3.6	3.9	1.9	4.1	4.6	2.5	2.3	3.5	2.8	4.2	2.6	3.0	2.5	0.6
10. Unitarian	0.3	0.3	0.2	0.3	-	0.1	0.3	0.5	0.1	0.3	0.1	0.2	0.1	0.6	0.5	1.9
11. Roman Catholic	24.1	22.7	25.3	23.3	4.5	38.5	24.6	14.8	24.9	25.7	18.2	23.7	24.9	25.5	24.5	17.9
12. Eastern Orthodox	0.5	0.5	0.6	0.6	-	1.7	0.2	0.2	0.4	0.6	0.2	0.7	0.4	0.4	0.4	-
13. Jewish	2.2	2.3	2.1	2.9	0.2	6.1	1.2	1.1	1.2	2.6	0.8	1.9	3.1	1.9	1.8	1.8
14. Latter Day Saints	2.7	2.8	2.5	3.7	*	0.3	0.4	0.5	13.9	3.2	1.2	4.1	0.8	2.2	1.5	1.4
15. Muslim/Moslem	0.8	1.0	0.6	0.2	1.7	0.8	0.8	0.8	0.6	0.8	0.5	0.8	0.7	0.6	0.8	1.1
16. Buddhist	1.1	1.3	0.9	0.4	0.4	1.4	0.8	0.5	2.6	1.1	1.1	1.3	0.6	1.0	1.2	3.0
17. Other religion	7.3	6.8	7.9	5.3	10.1	6.2	6.4	7.7	9.4	6.8	9.5	7.2	5.8	8.7	8.3	13.4
18. None	16.7	19.6	14.1	17.6	11.2	17.0	19.8	12.6	20.2	15.4	21.1	13.3	18.9	17.9	22.5	26.9
<i>Item 360 Subject G</i>	<i>N 14099</i>	<i>6600</i>	<i>7117</i>	<i>9721</i>	<i>1660</i>	<i>2940</i>	<i>3719</i>	<i>5048</i>	<i>2392</i>	<i>10799</i>	<i>2684</i>	<i>6889</i>	<i>3136</i>	<i>1609</i>	<i>2038</i>	<i>242</i>
<b>C13B:</b> How often do you attend religious services?																
1. Never	15.0	17.5	12.4	15.6	8.5	18.5	16.1	11.2	17.1	13.4	20.5	12.0	16.2	15.3	21.4	27.8
2. Rarely	36.2	36.5	35.8	36.5	33.3	41.4	37.8	32.5	35.0	35.0	40.3	30.3	41.6	42.3	42.8	39.1
3. Once or twice a month	16.3	15.8	16.9	15.7	20.2	15.1	16.0	18.8	13.1	16.8	14.0	15.5	18.6	16.0	15.8	12.8
4. About once a week or more	32.5	30.2	34.9	32.2	38.0	25.0	30.1	37.4	34.9	34.7	25.2	42.2	23.6	26.4	20.0	20.3
<i>Item 370 Subject G</i>	<i>N 14268</i>	<i>6685</i>	<i>7195</i>	<i>9792</i>	<i>1681</i>	<i>2982</i>	<i>3756</i>	<i>5098</i>	<i>2432</i>	<i>10920</i>	<i>2724</i>	<i>6969</i>	<i>3162</i>	<i>1622</i>	<i>2068</i>	<i>254</i>

\* = less than .05 percent.



DESCRIPTIVE RESULTS: 1996

19

QUESTIONNAIRE FORM 1-6 1996	TOTAL	SEX		RACE		REGION				COLLEGE PLANS?		ILLICIT DRUG USE: LIFETIME				
		M	F	White	Black	NE	NC	S	W	Yes	No	None	Mari- juana Only	Few Pills	More Pills	Any Her- oin
<i>N (Weighted No. of Cases):</i>	14824	6806	7261	9890	1719	3122	3878	5345	2479	10954	2746	7101	3254	1654	2149	263
<i>% of Weighted Total:</i>	100.0	45.9	49.0	66.7	11.6	21.1	26.2	36.1	16.7	73.9	18.5	47.9	22.0	11.2	14.5	1.8
<b>C13C:</b> How important is religion in your life?																
1. Not important	16.0	19.5	12.4	18.0	5.5	20.9	19.1	10.1	17.4	14.7	20.6	12.6	17.5	16.4	22.6	29.6
2. A little important	24.9	26.3	23.6	27.0	15.5	30.0	27.7	20.4	23.7	24.2	27.8	20.7	28.3	29.8	30.1	24.8
3. Pretty important	28.0	26.8	29.2	28.1	24.5	28.7	28.5	29.1	23.9	28.5	26.5	27.1	30.5	28.6	27.0	24.3
4. Very important	31.2	27.4	34.7	26.9	54.5	20.4	24.7	40.5	35.0	32.6	25.1	39.6	23.7	25.1	20.4	21.3
<i>Item 380 Subject G</i>	<i>N 14253</i>	<i>6667</i>	<i>7194</i>	<i>9784</i>	<i>1672</i>	<i>2974</i>	<i>3757</i>	<i>5091</i>	<i>2431</i>	<i>10906</i>	<i>2725</i>	<i>6961</i>	<i>3158</i>	<i>1615</i>	<i>2072</i>	<i>253</i>
<b>C14:</b> When are you most likely to graduate from high school?																
1. By this June	97.9	97.0	99.1	98.7	96.8	98.4	97.7	98.3	97.0	99.0	94.5	99.0	97.6	97.7	96.6	89.6
2. July to January	1.6	2.3	0.8	1.0	2.8	0.9	1.9	1.4	2.6	0.9	4.0	0.8	2.2	1.9	2.5	5.6
3. After next January	-	-	-	-	-	-	-	-	-	-	-	-	-	-	-	-
6. Don't expect to graduate	0.4	0.7	0.1	0.3	0.5	0.6	0.4	0.3	0.5	0.1	1.5	0.2	0.2	0.4	0.8	4.8
<i>Item 390 Subject B01</i>	<i>N 14258</i>	<i>6661</i>	<i>7195</i>	<i>9796</i>	<i>1655</i>	<i>2984</i>	<i>3750</i>	<i>5090</i>	<i>2435</i>	<i>10939</i>	<i>2735</i>	<i>6959</i>	<i>3164</i>	<i>1617</i>	<i>2072</i>	<i>251</i>
<b>C15:</b> Which of the following best describes your present high school program?																
1. Academic or college prep	58.2	55.3	61.7	62.3	49.0	66.8	56.1	57.4	52.8	68.5	19.9	64.3	56.4	52.9	49.0	37.2
2. General	26.7	27.3	26.0	25.0	29.5	19.0	26.8	27.6	34.2	22.7	41.9	22.4	28.7	31.0	33.2	35.4
3. Vocational, technical, or commercial	8.3	9.9	6.5	7.5	12.7	9.7	10.7	7.6	4.5	4.0	24.7	7.1	8.9	8.7	10.4	13.9
4. Other, or don't know	6.7	7.5	5.9	5.2	8.9	4.5	6.4	7.4	8.5	4.7	13.5	6.3	6.0	7.4	7.4	13.5
<i>Item 400 Subject B01</i>	<i>N 14156</i>	<i>6610</i>	<i>7151</i>	<i>9733</i>	<i>1650</i>	<i>2945</i>	<i>3733</i>	<i>5060</i>	<i>2418</i>	<i>10902</i>	<i>2711</i>	<i>6923</i>	<i>3136</i>	<i>1608</i>	<i>2053</i>	<i>250</i>
<b>C16:</b> Compared with others your age throughout the country, how do you rate yourself on school ability?																
1. Far below average	0.9	1.2	0.3	0.5	1.4	0.7	0.9	0.9	0.9	0.3	3.0	0.4	0.8	0.8	1.3	5.3
2. Below average	1.7	2.0	1.3	1.6	1.5	2.1	1.8	1.2	2.1	1.0	4.6	1.2	1.9	2.2	2.1	4.9
3. Slightly below average	3.9	4.1	3.5	3.5	4.0	4.4	4.4	3.2	4.2	3.0	7.3	2.6	4.2	5.9	5.6	8.9
4. Average	33.9	32.8	34.9	31.5	44.0	31.9	33.1	35.7	34.0	28.6	53.0	30.5	37.1	36.2	38.4	32.7
5. Slightly above average	22.6	20.8	24.3	22.7	22.5	21.9	22.8	22.7	22.8	23.9	18.1	23.0	22.7	22.5	22.5	17.2
6. Above average	29.8	29.8	30.1	32.5	21.2	31.4	30.1	28.6	29.7	34.8	11.6	33.5	27.4	27.3	25.0	21.4
7. Far above average	7.2	9.2	5.5	7.7	5.2	7.6	6.9	7.7	6.3	8.5	2.4	8.8	5.9	5.1	5.2	9.5
<i>Item 410 Subject B01</i>	<i>N 14096</i>	<i>6579</i>	<i>7119</i>	<i>9707</i>	<i>1638</i>	<i>2945</i>	<i>3704</i>	<i>5043</i>	<i>2404</i>	<i>10873</i>	<i>2714</i>	<i>6894</i>	<i>3126</i>	<i>1588</i>	<i>2054</i>	<i>247</i>
<b>C17:</b> How intelligent do you think you are compared with others your age?																
1. Far below average	0.8	0.9	0.4	0.4	1.3	0.7	0.8	0.9	0.8	0.3	2.6	0.5	0.7	0.3	1.1	5.8
2. Below average	1.3	1.4	1.1	1.2	1.0	1.5	1.5	1.0	1.0	0.7	3.6	0.8	1.3	2.0	1.7	3.6
3. Slightly below average	3.3	2.8	3.7	3.4	2.6	4.2	3.1	2.8	3.2	2.4	6.4	2.5	3.2	4.5	4.7	5.5
4. Average	31.4	26.7	35.7	30.3	34.0	29.5	31.8	32.4	30.9	27.0	48.2	29.7	34.4	33.1	31.6	22.9
5. Slightly above average	22.8	21.8	23.7	22.8	22.1	23.0	23.4	21.5	24.6	24.0	18.7	23.0	21.7	24.5	24.4	14.1
6. Above average	31.6	34.3	29.5	33.3	28.7	31.2	30.8	32.6	31.2	35.8	15.9	34.2	31.0	27.7	27.3	35.7
7. Far above average	8.8	12.1	5.9	8.5	10.2	9.9	8.5	8.8	8.3	9.9	4.6	9.3	7.7	7.8	9.0	12.4
<i>Item 420 Subject B01</i>	<i>N 14094</i>	<i>6573</i>	<i>7127</i>	<i>9709</i>	<i>1629</i>	<i>2936</i>	<i>3711</i>	<i>5038</i>	<i>2410</i>	<i>10896</i>	<i>2710</i>	<i>6884</i>	<i>3128</i>	<i>1599</i>	<i>2052</i>	<i>246</i>
<b>C18:</b> During the LAST FOUR WEEKS, how many whole days of school have you missed . . .																
<b>C18A:</b> Because of illness																
1. None	58.6	63.9	53.6	59.9	57.1	59.3	57.1	59.7	57.5	60.3	53.9	64.9	56.8	52.8	47.6	42.5
2. 1 day	18.1	16.2	19.9	18.6	16.1	17.4	19.4	17.5	18.0	18.6	16.6	16.7	17.7	20.9	20.8	19.4
3. 2 days	10.3	8.9	11.7	10.1	10.5	10.1	11.2	9.4	11.0	9.6	12.3	8.7	11.6	10.7	12.7	14.8
4. 3 days	5.8	5.0	6.6	5.2	8.1	5.7	5.5	5.8	6.4	5.5	7.0	4.4	6.7	6.6	8.4	5.8
5. 4 to 5 days	4.3	3.6	4.9	3.7	5.1	4.3	4.3	4.5	4.0	3.8	5.7	3.2	4.7	5.9	5.7	9.7
6. 6 to 10 days	1.8	1.4	2.2	1.7	1.5	1.9	1.7	1.8	1.8	1.5	2.7	1.3	1.6	1.8	3.0	4.7
7. 11 or more	1.1	1.0	1.1	0.9	1.7	1.3	0.8	1.1	1.4	0.9	1.8	0.8	1.0	1.3	1.7	3.0
<i>Item 430 Subject B06</i>	<i>N 13814</i>	<i>6454</i>	<i>6981</i>	<i>9531</i>	<i>1596</i>	<i>2866</i>	<i>3658</i>	<i>4935</i>	<i>2356</i>	<i>10693</i>	<i>2678</i>	<i>6749</i>	<i>3050</i>	<i>1580</i>	<i>2017</i>	<i>241</i>
<b>C18B:</b> Because you skipped or "cut"																
1. None	66.9	65.1	69.2	67.9	69.3	67.4	69.5	68.2	59.6	68.9	60.1	78.2	61.1	59.6	48.4	40.6
2. 1 day	14.5	14.3	14.6	14.9	13.0	13.6	15.0	14.7	14.4	14.3	15.7	11.9	16.0	18.5	17.6	16.5
3. 2 days	6.9	7.5	6.3	7.1	5.1	7.1	6.2	6.1	9.6	6.5	8.3	4.2	8.4	8.8	11.5	10.2
4. 3 days	4.3	4.9	3.7	3.8	5.8	4.4	3.5	3.9	6.1	4.1	5.0	2.4	6.1	4.5	6.7	9.3
5. 4 to 5 days	4.0	4.2	3.5	3.6	3.2	3.9	3.1	4.1	5.4	3.5	5.5	2.0	4.8	5.2	8.2	7.8
6. 6 to 10 days	1.8	2.0	1.5	1.4	1.8	1.9	1.3	1.6	2.6	1.5	2.1	0.9	1.7	1.8	3.8	6.2
7. 11 or more	1.6	2.1	1.2	1.3	1.9	1.6	1.4	1.4	2.4	1.2	3.4	0.5	1.8	1.7	3.8	9.4
<i>Item 440 Subject B06</i>	<i>N 13545</i>	<i>6357</i>	<i>6819</i>	<i>9352</i>	<i>1557</i>	<i>2819</i>	<i>3589</i>	<i>4829</i>	<i>2308</i>	<i>10499</i>	<i>2623</i>	<i>6596</i>	<i>2982</i>	<i>1559</i>	<i>1993</i>	<i>237</i>



## MONITORING THE FUTURE

QUESTIONNAIRE FORM 1-6 1996	TOTAL	SEX		RACE		REGION				COLLEGE PLANS?		ILLICIT DRUG USE: LIFETIME				
		M	F	White	Black	NE	NC	S	W	Yes	No	None	Mari- juana Only	Few Pills	More Pills	Any Her- oin
<i>N (Weighted No. of Cases):</i>	14824	6806	7261	9890	1719	3122	3878	5345	2479	10954	2746	7101	3254	1654	2149	263
<i>% of Weighted Total:</i>	100.0	45.9	49.0	66.7	11.6	21.1	26.2	36.1	16.7	73.9	18.5	47.9	22.0	11.2	14.5	1.8
<b>C18C:</b> For other reasons																
1. None	54.8	58.5	51.4	55.0	54.7	56.7	52.6	56.3	52.4	54.6	55.9	56.8	53.2	53.4	52.5	48.2
2. 1 day	20.1	18.6	21.7	20.5	18.6	19.3	21.6	20.0	19.2	20.9	18.5	20.0	20.2	23.8	18.6	15.6
3. 2 days	11.0	9.6	12.3	11.3	10.0	10.2	11.6	10.5	12.3	11.0	10.6	10.5	11.4	10.7	12.8	10.6
4. 3 days	5.9	5.0	6.6	5.8	7.7	6.0	6.0	5.3	7.0	5.8	5.8	5.5	5.9	5.2	6.6	11.3
5. 4 to 5 days	4.5	4.6	4.5	4.3	5.1	4.5	4.8	4.3	4.7	4.3	5.2	4.0	5.6	4.0	4.5	7.8
6. 6 to 10 days	2.2	2.0	2.4	2.1	1.9	1.6	2.2	2.1	3.0	2.2	1.8	2.2	2.2	1.6	2.8	1.8
7. 11 or more	1.4	1.7	1.1	1.0	1.9	1.7	1.2	1.4	1.4	1.2	2.2	1.0	1.6	1.4	2.2	4.8
<i>Item 450 Subject B06</i>	<i>N 13717</i>	<i>6398</i>	<i>6949</i>	<i>9480</i>	<i>1579</i>	<i>2854</i>	<i>3614</i>	<i>4907</i>	<i>2342</i>	<i>10640</i>	<i>2649</i>	<i>6753</i>	<i>3017</i>	<i>1555</i>	<i>1988</i>	<i>235</i>
<b>C19:</b> During the last four weeks, how often have you gone to school, but skipped a class when you weren't supposed to?																
1. Not at all	59.6	57.0	62.4	62.0	60.5	58.2	65.9	63.7	43.0	60.0	58.7	71.3	51.3	50.6	43.4	38.2
2. 1 or 2 times	21.9	22.1	21.8	20.9	22.5	22.8	18.8	20.6	28.5	22.5	19.7	18.7	26.0	26.1	23.5	20.1
3. 3-5 times	11.1	11.9	10.2	10.7	10.0	10.9	9.4	9.4	17.6	10.7	12.4	6.6	14.6	13.6	18.0	18.8
4. 6-10 times	4.2	5.2	3.3	3.6	3.9	4.2	3.4	3.5	6.9	4.0	4.7	2.1	4.6	6.7	8.0	9.3
5. 11-20 times	1.6	1.8	1.3	1.4	1.2	2.0	1.3	1.2	2.4	1.4	2.2	0.6	2.0	1.3	4.0	6.3
6. More than 20 times	1.5	2.0	1.1	1.4	1.8	1.9	1.2	1.6	1.5	1.3	2.4	0.8	1.6	1.6	3.1	7.2
<i>Item 460 Subject B06</i>	<i>N 14117</i>	<i>6580</i>	<i>7142</i>	<i>9723</i>	<i>1632</i>	<i>2932</i>	<i>3716</i>	<i>5054</i>	<i>2415</i>	<i>10940</i>	<i>2738</i>	<i>6909</i>	<i>3129</i>	<i>1600</i>	<i>2048</i>	<i>246</i>
<b>C20:</b> Which of the following best describes your average grade so far in high school?																
9. A (93-100)	15.3	12.5	18.2	17.8	6.1	15.5	14.6	16.9	13.0	17.9	5.9	21.3	10.5	10.0	7.7	8.1
8. A- (90-92)	14.9	12.6	17.1	16.6	6.9	15.9	13.5	15.2	15.3	17.0	7.5	17.4	13.9	12.6	10.5	12.4
7. B+ (87-89)	17.7	16.1	19.3	17.8	16.8	18.5	16.0	18.5	17.6	19.1	12.9	18.5	16.3	18.2	17.7	11.5
6. B (83-86)	18.9	19.1	18.8	19.5	17.9	19.2	19.7	18.2	18.6	18.9	19.2	17.8	19.0	20.3	21.5	18.7
5. B- (80-82)	12.4	13.9	10.7	11.2	16.6	12.4	11.7	13.0	12.2	11.5	15.3	10.4	14.1	14.4	14.5	14.5
4. C+ (77-79)	10.2	12.2	8.3	8.4	18.5	9.8	11.6	9.7	9.9	8.5	16.2	8.0	12.9	11.0	12.4	14.1
3. C (73-76)	6.6	8.2	5.1	5.7	10.3	5.1	8.0	5.8	7.9	5.0	12.3	4.6	8.4	7.6	8.7	10.1
2. C- (70-72)	2.8	3.6	2.0	2.2	5.0	2.7	3.6	2.0	3.5	1.5	7.2	1.3	3.5	5.1	4.9	3.6
1. D (69 or below)	1.2	1.7	0.6	0.7	1.9	1.1	1.3	0.7	2.1	0.5	3.5	0.7	1.4	0.7	2.2	7.0
<i>Item 470 Subject B01</i>	<i>N 14069</i>	<i>6566</i>	<i>7106</i>	<i>9689</i>	<i>1630</i>	<i>2925</i>	<i>3705</i>	<i>5036</i>	<i>2403</i>	<i>10909</i>	<i>2721</i>	<i>6889</i>	<i>3112</i>	<i>1595</i>	<i>2041</i>	<i>246</i>
<b>C21:</b> How likely is it that you will do each of the following things after high school?																
<b>C21A:</b> Attend a technical or vocational school																
1. Definitely won't	58.5	53.0	63.8	62.5	47.6	68.7	55.7	58.9	50.0	66.7	28.2	62.0	57.6	54.0	53.8	51.7
2. Probably won't	21.5	23.4	19.9	20.6	20.2	16.9	20.6	21.1	29.3	21.5	22.4	20.1	22.1	24.2	22.9	19.3
3. Probably will	12.6	15.3	10.0	9.9	20.3	8.3	13.3	13.2	15.2	8.2	28.9	11.1	12.4	14.3	15.5	18.8
4. Definitely will	7.4	8.3	6.3	7.0	11.9	6.1	10.4	6.7	5.5	3.7	20.5	6.8	7.9	7.5	7.9	10.3
<i>Item 480 Subject B09, C03</i>	<i>N 13434</i>	<i>6204</i>	<i>6856</i>	<i>9288</i>	<i>1541</i>	<i>2746</i>	<i>3580</i>	<i>4806</i>	<i>2302</i>	<i>10590</i>	<i>2720</i>	<i>6595</i>	<i>2952</i>	<i>1545</i>	<i>1931</i>	<i>237</i>
<b>C21B:</b> Serve in the armed forces																
1. Definitely won't	73.7	64.3	82.8	75.7	70.0	74.5	75.9	71.5	74.0	75.9	66.2	75.7	72.8	72.2	71.6	64.6
2. Probably won't	15.7	20.0	11.7	15.8	12.3	16.2	15.2	15.7	16.0	15.2	17.7	15.1	16.5	17.3	15.5	17.6
3. Probably will	6.0	8.8	3.2	4.4	10.9	5.4	4.8	7.3	6.1	5.1	9.3	4.9	6.2	6.6	7.8	10.2
4. Definitely will	4.5	6.9	2.2	4.1	6.8	3.9	4.0	5.6	3.9	3.8	6.7	4.3	4.6	3.9	5.1	7.5
<i>Item 490 Subject B09, L01</i>	<i>N 13337</i>	<i>6149</i>	<i>6835</i>	<i>9264</i>	<i>1514</i>	<i>2732</i>	<i>3553</i>	<i>4771</i>	<i>2281</i>	<i>10551</i>	<i>2681</i>	<i>6557</i>	<i>2936</i>	<i>1535</i>	<i>1915</i>	<i>222</i>
<b>C21C:</b> Graduate from a two-year college program																
1. Definitely won't	43.7	41.2	46.3	47.0	36.6	54.6	43.4	43.8	31.1	49.7	22.7	47.0	44.2	42.4	34.9	36.2
2. Probably won't	20.9	23.0	19.2	21.7	17.8	18.4	22.7	20.4	22.4	20.8	22.6	21.3	19.7	20.4	21.9	23.0
3. Probably will	20.0	21.5	18.3	16.9	28.4	14.6	19.8	20.7	25.6	16.2	34.2	17.1	20.8	21.9	25.2	30.9
4. Definitely will	15.3	14.3	16.2	14.4	17.2	12.5	14.1	15.1	21.0	13.3	20.5	14.6	15.3	15.3	17.9	9.9
<i>Item 500 Subject B09</i>	<i>N 13409</i>	<i>6191</i>	<i>6854</i>	<i>9271</i>	<i>1539</i>	<i>2742</i>	<i>3568</i>	<i>4797</i>	<i>2302</i>	<i>10524</i>	<i>2725</i>	<i>6585</i>	<i>2952</i>	<i>1538</i>	<i>1925</i>	<i>237</i>
<b>C21D:</b> Graduate from college (four-year program)																
1. Definitely won't	10.3	12.2	8.1	10.2	10.7	9.8	13.9	9.2	7.4	-	51.1	8.7	10.7	11.3	12.9	14.0
2. Probably won't	9.8	10.9	8.5	9.5	9.7	7.8	11.2	9.6	10.5	-	48.9	7.5	10.3	11.7	13.6	18.6
3. Probably will	21.8	23.9	19.9	20.0	25.1	17.4	21.5	21.9	27.6	27.3	-	19.9	22.7	23.6	25.0	27.9
4. Definitely will	58.1	53.0	63.5	60.3	54.5	65.1	53.4	59.4	54.6	72.7	-	64.0	56.4	53.4	48.5	39.4
<i>Item 510 Subject B09</i>	<i>N 13699</i>	<i>6358</i>	<i>6968</i>	<i>9493</i>	<i>1558</i>	<i>2831</i>	<i>3619</i>	<i>4905</i>	<i>2344</i>	<i>10954</i>	<i>2746</i>	<i>6757</i>	<i>3022</i>	<i>1560</i>	<i>1949</i>	<i>238</i>



DESCRIPTIVE RESULTS: 1996

21

QUESTIONNAIRE FORM 1-6 1996	TOTAL	SEX		RACE		REGION				COLLEGE PLANS?		ILLICIT DRUG USE: LIFETIME				
		M	F	White	Black	NE	NC	S	W	Yes	No	None	Mari- juana Only	Few Pills	More Pills	Any Her- oin
<i>N (Weighted No. of Cases):</i> <i>% of Weighted Total:</i>	14824 100.0	6806 45.9	7261 49.0	9890 66.7	1719 11.6	3122 21.1	3878 26.2	5345 36.1	2479 16.7	10954 73.9	2746 18.5	7101 47.9	3254 22.0	1654 11.2	2149 14.5	263 1.8
<b>C21E:</b> Attend graduate or professional school after college																
1. Definitely won't	17.6	20.9	14.2	17.9	19.2	16.5	21.6	16.7	14.7	8.1	54.9	15.3	18.6	19.5	21.5	22.6
2. Probably won't	27.1	29.3	25.3	28.6	24.2	22.4	30.4	27.4	26.7	25.5	34.2	25.0	27.3	29.5	31.3	30.4
3. Probably will	34.5	32.4	36.7	35.0	31.8	36.3	32.3	34.0	37.0	41.8	6.9	36.7	34.9	32.1	30.1	27.3
4. Definitely will	20.8	17.4	23.8	18.5	24.9	24.9	15.7	21.9	21.6	24.7	4.0	23.0	19.3	18.9	17.0	19.7
<i>Item 520 Subject B09</i>	<i>N 13432</i>	<i>6217</i>	<i>6860</i>	<i>9307</i>	<i>1535</i>	<i>2776</i>	<i>3565</i>	<i>4800</i>	<i>2291</i>	<i>10590</i>	<i>2715</i>	<i>6608</i>	<i>2959</i>	<i>1538</i>	<i>1920</i>	<i>235</i>
<b>C22:</b> Suppose you could do just what you'd like and nothing stood in your way. How many of the following things would you WANT to do? (Mark ALL that apply)																
A. Attend a technical or vocational school	15.7	19.5	12.1	14.4	21.9	12.0	18.3	15.1	17.6	9.3	40.8	14.2	16.6	17.1	17.8	20.3
B. Serve in the armed forces	11.4	15.0	7.9	10.8	13.4	11.9	10.8	12.1	10.2	10.5	14.8	10.8	12.5	11.7	11.3	13.7
C. Graduate from a two-year college program	21.4	20.5	22.4	19.8	25.6	16.4	21.1	21.5	28.0	16.7	39.8	19.8	21.5	22.4	25.7	20.9
D. Graduate from college (four-year program)	78.3	74.8	82.2	79.2	76.4	77.9	75.0	79.0	82.2	90.3	35.0	81.5	78.1	76.7	72.5	60.3
E. Attend graduate or professional school after college	57.5	52.3	62.7	58.0	51.2	59.8	54.1	57.1	60.6	66.8	22.2	61.0	56.3	55.7	51.7	48.9
F. None of the above	4.7	6.0	3.4	4.8	3.7	6.0	5.4	3.9	3.9	2.6	13.1	4.2	4.2	4.2	6.7	14.0
<i>Item 530-580 Subject B09, C03, L01</i>	<i>N 13880</i>	<i>6439</i>	<i>7053</i>	<i>9587</i>	<i>1585</i>	<i>2875</i>	<i>3660</i>	<i>4966</i>	<i>2379</i>	<i>10827</i>	<i>2709</i>	<i>6827</i>	<i>3054</i>	<i>1584</i>	<i>1999</i>	<i>242</i>
<b>C23:</b> On the average over the school year, how many hours per week do you work in a paid or unpaid job?																
1. None	24.1	25.9	22.4	20.4	33.2	23.6	19.5	26.9	26.0	24.8	20.3	26.7	21.3	22.5	20.7	22.9
2. 5 or less hours	9.5	8.5	10.4	10.3	6.0	9.9	8.0	9.3	11.7	10.5	5.6	11.5	8.7	6.1	7.0	2.8
3. 6 to 10 hours	9.9	9.4	10.3	10.5	7.5	12.0	9.8	8.3	10.6	10.7	6.9	10.8	9.7	9.7	7.2	8.5
4. 11 to 15 hours	11.0	9.5	12.5	12.3	6.9	13.1	12.8	8.8	10.6	11.5	9.3	10.8	10.9	12.1	11.7	9.3
5. 16 to 20 hours	16.2	15.0	17.5	17.0	15.4	15.8	18.3	15.2	15.4	16.1	16.7	14.9	17.0	18.8	17.7	14.4
6. 21 to 25 hours	12.5	12.6	12.5	13.4	10.5	10.9	14.7	12.7	10.7	12.1	14.3	11.3	14.2	12.4	14.4	15.9
7. 26 to 30 hours	8.6	8.9	8.2	8.4	11.3	7.0	9.3	9.3	7.9	7.7	11.8	7.0	9.6	10.6	10.4	8.9
8. More than 30 hours	8.2	10.1	6.3	7.7	9.2	7.7	7.8	9.5	7.1	6.5	15.1	7.0	8.7	7.8	10.8	17.2
<i>Item 590 Subject C01, B02</i>	<i>N 13892</i>	<i>6450</i>	<i>7056</i>	<i>9596</i>	<i>1588</i>	<i>2875</i>	<i>3660</i>	<i>4975</i>	<i>2383</i>	<i>10842</i>	<i>2702</i>	<i>6834</i>	<i>3052</i>	<i>1576</i>	<i>2005</i>	<i>247</i>
<b>C24:</b> During an average week, how much money do you get from . . .																
<b>C24A:</b> A job or other work																
1. None	28.3	28.6	28.2	25.0	33.7	28.6	22.6	30.4	32.2	29.9	21.4	31.9	24.5	25.5	23.8	27.4
2. \$1-5	2.0	1.9	2.1	1.9	2.1	1.7	1.8	2.1	2.7	2.0	2.2	2.3	1.7	1.3	1.9	2.8
3. \$6-10	2.6	2.4	2.7	2.8	1.9	2.1	2.6	2.2	3.9	2.5	3.0	2.6	2.4	2.5	2.3	5.7
4. \$11-20	3.9	3.5	4.2	4.1	3.2	4.1	3.9	3.8	3.7	4.1	3.4	4.5	3.9	3.0	2.5	3.8
5. \$21-35	5.2	4.4	6.1	6.1	2.8	5.9	6.2	4.1	5.2	5.5	4.1	6.1	4.5	3.6	5.2	2.1
6. \$36-50	8.6	7.1	10.0	9.7	5.0	9.2	9.4	7.9	7.7	8.9	7.2	8.6	8.8	10.9	7.1	5.8
7. \$51-75	12.8	11.0	14.7	14.0	11.5	14.8	14.5	11.1	11.5	13.3	11.3	12.4	13.6	13.0	13.3	11.1
8. \$76-125	22.2	22.4	22.0	22.8	22.3	21.1	24.0	22.8	19.8	21.4	25.7	19.4	24.4	26.8	25.7	21.0
9. \$126+	14.4	18.7	10.1	13.4	17.5	12.5	15.0	15.5	13.3	12.4	21.9	12.3	16.3	13.5	18.2	20.3
<i>Item 600 Subject C02</i>	<i>N 13539</i>	<i>6274</i>	<i>6895</i>	<i>9394</i>	<i>1527</i>	<i>2789</i>	<i>3595</i>	<i>4835</i>	<i>2320</i>	<i>10579</i>	<i>2638</i>	<i>6652</i>	<i>2975</i>	<i>1560</i>	<i>1942</i>	<i>236</i>
<b>C24B:</b> Other sources (allowances, etc.)																
1. None	33.2	32.6	33.5	34.8	23.6	35.4	37.5	28.7	33.4	31.6	39.7	35.5	31.1	31.6	30.5	27.8
2. \$1-5	8.2	7.6	8.8	8.4	6.7	8.5	8.4	7.3	9.6	8.6	7.0	9.3	7.0	7.7	7.3	6.0
3. \$6-10	13.6	12.8	14.6	14.7	10.0	13.8	13.9	12.2	16.0	14.4	10.7	14.7	13.0	13.2	12.3	9.8
4. \$11-20	19.6	19.6	19.7	20.1	17.8	20.0	18.5	20.0	19.8	20.4	16.8	19.1	21.1	19.6	19.5	18.5
5. \$21-35	10.9	10.7	11.0	10.1	13.9	10.1	9.4	13.0	9.7	11.3	9.1	9.6	12.1	12.7	12.2	13.1
6. \$36-50	5.9	6.3	5.6	5.4	9.8	5.5	4.9	7.8	4.1	5.9	6.1	5.0	6.0	7.1	7.5	8.2
7. \$51-75	2.8	3.6	2.1	2.3	6.3	2.1	2.3	3.8	2.1	2.7	3.0	2.1	3.5	3.5	3.1	5.1
8. \$76-125	2.4	2.5	2.2	1.8	4.9	1.8	2.0	3.3	1.8	2.4	2.1	2.1	2.4	2.4	3.1	2.4
9. \$126+	3.3	4.2	2.5	2.4	6.9	2.6	3.0	3.9	3.3	2.7	5.5	2.5	3.8	2.2	4.4	9.1
<i>Item 610 Subject C02</i>	<i>N 13290</i>	<i>6141</i>	<i>6800</i>	<i>9214</i>	<i>1501</i>	<i>2714</i>	<i>3519</i>	<i>4772</i>	<i>2285</i>	<i>10430</i>	<i>2560</i>	<i>6558</i>	<i>2914</i>	<i>1514</i>	<i>1915</i>	<i>228</i>



## MONITORING THE FUTURE

QUESTIONNAIRE FORM 1-6 1996	TOTAL	SEX		RACE		REGION				COLLEGE PLANS?		ILLICIT DRUG USE: LIFETIME				
		M	F	White	Black	NE	NC	S	W	Yes	No	None	Mari- juana Only	Few Pills	More Pills	Any Her- oin
<i>N (Weighted No. of Cases):</i>	14824	6806	7261	9890	1719	3122	3878	5345	2479	10954	2746	7101	3254	1654	2149	263
<i>% of Weighted Total:</i>	100.0	45.9	49.0	66.7	11.6	21.1	26.2	36.1	16.7	73.9	18.5	47.9	22.0	11.2	14.5	1.8
<b>C25:</b> During a typical week, on how many evenings do you go out for fun and recreation?																
1. Less than one	8.6	6.9	10.1	6.3	14.5	9.0	8.0	8.5	9.6	7.9	11.3	11.0	6.8	4.6	6.5	8.1
2. One	13.5	11.3	15.4	11.9	18.3	12.9	11.9	14.2	15.0	13.7	12.5	16.7	10.5	12.0	9.3	3.7
3. Two	27.4	25.9	28.7	27.1	29.1	25.8	26.9	28.3	28.1	28.3	24.0	31.0	27.8	24.2	18.4	15.4
4. Three	25.5	27.2	24.2	26.7	21.2	24.1	26.6	25.6	25.1	26.1	23.2	24.1	27.1	28.8	26.7	18.0
5. Four or five	16.9	18.6	15.4	19.3	9.6	18.1	17.9	15.6	16.4	17.0	16.8	12.6	19.4	20.2	23.6	28.9
6. Six or seven	8.2	10.2	6.2	8.6	7.3	10.2	8.6	7.7	5.9	7.0	12.2	4.6	8.5	10.2	15.4	25.9
<i>Item 620 Subject C07, M01</i>	<i>N</i> 13877	6446	7046	9594	1586	2861	3664	4976	2377	10826	2701	6803	3063	1585	2004	243
<b>C26:</b> On the average, how often do you go out with a date (or your spouse, if you are married)?																
1. Never	18.3	18.1	18.3	15.4	22.6	19.9	16.1	17.3	21.8	18.1	19.0	22.3	14.1	14.9	13.8	13.9
2. Once a month or less	20.2	20.9	19.5	20.6	21.1	18.8	19.3	20.8	22.3	20.9	17.8	22.2	18.9	18.6	17.5	16.2
3. 2 or 3 times a month	15.9	16.4	15.5	15.5	18.6	15.3	15.6	16.0	16.9	16.1	15.7	14.5	17.7	19.5	15.8	11.8
4. Once a week	15.2	16.3	14.3	15.4	16.5	13.5	15.6	16.6	14.0	15.3	14.6	14.8	16.6	14.0	16.4	14.5
5. 2 or 3 times a week	19.3	18.6	20.0	20.6	15.8	18.4	20.8	20.2	15.9	19.1	19.5	18.2	19.7	20.6	20.5	22.1
6. Over 3 times a week	11.1	9.7	12.5	12.5	5.4	14.1	12.6	9.2	9.1	10.6	13.4	8.0	13.0	12.4	16.0	21.5
<i>Item 630 Subject C07, M01</i>	<i>N</i> 13766	6389	6997	9521	1574	2845	3627	4947	2347	10723	2671	6742	3044	1577	1989	238
<b>C27:</b> During an average week, how much do you usually drive a car, truck, or motorcycle?																
1. Not at all	14.7	11.5	17.3	8.8	27.8	22.0	11.0	10.4	20.4	13.8	17.3	16.1	12.9	12.6	13.1	15.4
2. 1 to 10 miles	8.6	7.0	10.1	6.3	14.8	11.1	7.2	7.7	9.3	8.6	8.1	8.9	8.8	7.1	8.1	5.5
3. 11 to 50 miles	23.0	20.7	25.3	23.3	23.1	24.7	22.9	21.3	24.7	24.0	19.1	26.2	21.6	21.6	17.0	14.0
4. 51 to 100 miles	23.0	23.7	22.5	25.8	17.4	18.9	24.9	24.1	23.0	24.1	19.6	22.2	24.5	24.0	24.0	20.4
5. 100 to 200 miles	17.5	20.6	14.7	20.7	9.2	12.6	20.6	19.5	14.6	17.2	19.3	15.5	19.4	19.4	20.1	18.7
6. More than 200 miles	13.2	16.5	10.1	15.0	7.7	10.6	13.5	16.9	8.0	12.3	16.7	11.0	12.8	15.3	17.6	26.0
<i>Item 640 Subject F07</i>	<i>N</i> 13851	6433	7035	9589	1572	2861	3647	4974	2370	10774	2683	6793	3060	1574	2005	243
<b>C28:</b> Within the LAST 12 MONTHS how many times, if any, have you received a ticket (OR been stopped and warned) for moving violations, such as speeding, running a stop light, or improper passing?																
0. None—GO TO Q.C30	68.9	62.1	75.4	65.7	78.2	77.2	65.2	65.2	72.3	69.7	66.5	76.8	64.9	62.6	56.0	45.3
1. Once	18.4	20.5	16.4	20.6	13.0	13.9	20.3	20.4	16.9	18.9	16.6	15.7	21.1	21.6	21.2	20.2
2. Twice	7.2	9.3	5.1	7.6	5.7	4.8	7.7	8.6	6.2	6.6	8.7	4.5	7.9	9.2	12.0	15.9
3. Three times	3.2	4.4	2.1	3.6	1.9	2.1	3.6	3.8	3.0	3.0	4.3	2.0	3.5	3.9	5.8	8.3
4. Four or more times	2.3	3.7	1.0	2.5	1.2	2.0	3.2	2.0	1.7	1.8	3.9	1.0	2.5	2.7	4.9	10.2
<i>Item 650 Subject F07, S02</i>	<i>N</i> 13622	6313	6946	9462	1539	2810	3585	4880	2346	10647	2584	6737	3012	1544	1958	228
<b>C29:</b> How many of these tickets or warnings occurred after you were . . .																
<b>C29A:</b> Drinking alcoholic beverages?																
0. None	91.2	89.1	94.4	91.3	93.5	90.0	91.0	91.0	93.3	92.3	87.7	97.8	91.2	89.8	82.5	70.5
1. One	6.3	7.4	4.6	6.3	4.1	6.5	6.3	6.9	4.4	5.9	7.6	1.8	6.1	8.0	12.4	17.3
2. Two	1.5	2.3	0.5	1.6	1.0	1.4	1.7	1.3	1.6	1.0	2.7	0.2	1.7	1.9	2.8	6.7
3. Three	0.5	0.5	0.4	0.4	0.9	0.8	0.5	0.4	0.1	0.4	0.8	0.1	0.4	0.3	1.2	0.7
4. Four or more	0.6	0.7	0.2	0.5	0.5	1.2	0.4	0.4	0.6	0.3	1.2	0.1	0.5	*	1.1	4.8
<i>Item 660 Subject A07a, S02</i>	<i>N†</i> 4199	2361	1700	3233	323	638	1243	1674	643	3221	852	1567	1061	576	837	116
<b>C29B:</b> Smoking marijuana or hashish?																
0. None	93.3	91.3	96.6	93.1	95.2	89.6	93.3	94.2	94.8	94.7	88.6	100.0	96.7	93.3	81.5	59.6
1. One	4.8	6.1	2.6	5.1	2.4	7.6	4.6	4.3	3.4	3.8	7.8	-	2.2	5.6	13.3	27.0
2. Two	1.1	1.5	0.5	1.2	1.5	1.3	1.6	0.6	1.3	1.0	1.7	-	0.3	0.9	3.9	4.9
3. Three	0.2	0.2	0.2	0.2	0.4	0.8	0.1	0.1	0.1	0.2	0.5	-	0.2	0.1	0.5	2.1
4. Four or more	0.6	0.8	0.1	0.4	0.5	0.7	0.4	0.7	0.4	0.3	1.4	-	0.6	*	0.9	6.3
<i>Item 670 Subject A07a, S02</i>	<i>N†</i> 4196	2365	1699	3236	323	634	1243	1672	648	3217	854	1565	1052	573	844	119

\* = less than .05 percent. † = excludes respondents for whom question was inappropriate.



DESCRIPTIVE RESULTS: 1996

23

QUESTIONNAIRE FORM 1-6 1996	TOTAL	SEX		RACE		REGION				COLLEGE PLANS?		ILLICIT DRUG USE: LIFETIME				
		M	F	White	Black	NE	NC	S	W	Yes	No	None	Mari- juana Only	Few Pills	More Pills	Any Her- oin
<i>N (Weighted No. of Cases):</i> <i>% of Weighted Total:</i>	14824 100.0	6806 45.9	7261 49.0	9890 66.7	1719 11.6	3122 21.1	3878 26.2	5345 36.1	2479 16.7	10954 73.9	2746 18.5	7101 47.9	3254 22.0	1654 11.2	2149 14.5	263 1.8
<b>C29C:</b> Using other illegal drugs?																
0. None	97.9	97.4	99.1	98.3	97.8	97.2	98.0	98.2	97.6	98.7	95.4	100.0	100.0	99.4	92.9	82.4
1. Once	1.4	1.9	0.5	1.3	0.1	1.8	1.2	1.3	1.7	0.8	3.1	-	-	0.6	5.1	10.8
2. Two	0.3	0.4	0.2	0.3	1.1	0.3	0.4	0.2	0.4	0.2	0.6	-	-	-	1.2	1.4
3. Three	0.1	0.1	0.1	0.1	0.4	0.3	0.1	0.1	0.1	0.1	0.2	-	-	-	0.5	0.3
4. Four or more	0.2	0.3	0.1	0.1	0.5	0.3	0.3	0.2	0.2	0.1	0.7	-	-	*	0.3	5.1
<i>Item 680 Subject A07a, S02</i> <i>N†</i>	4170	2342	1696	3212	321	633	1233	1661	643	3203	848	1566	1045	573	831	113
<b>C30:</b> We are interested in any accidents which occurred while you were driving a car, truck, or motorcycle. ("Accidents" means a collision involving property damage or personal injury—not bumps or scratches in parking lots.)																
During the LAST 12 MONTHS, how many accidents have you had while you were driving (whether or not you were responsible)?																
0. None—GO TO Q.C32	74.1	72.3	76.0	71.2	83.2	74.9	72.4	72.8	78.5	74.4	73.2	79.7	71.2	68.9	65.0	61.9
1. One	19.1	19.9	18.3	21.1	12.7	18.2	19.9	20.5	16.1	19.0	19.1	16.3	20.9	22.1	23.8	22.7
2. Two	4.9	5.5	4.4	5.6	3.0	4.8	5.6	4.9	4.0	4.9	5.1	3.3	5.5	6.1	7.8	10.6
3. Three	1.3	1.5	1.1	1.4	0.9	1.3	1.6	1.1	1.3	1.2	1.8	0.5	1.8	2.3	2.0	2.2
4. Four or more	0.6	0.8	0.4	0.6	0.2	0.7	0.5	0.7	0.2	0.5	0.9	0.2	0.6	0.6	1.4	2.5
<i>Item 690 Subject F07, S02</i> <i>N</i>	13528	6265	6900	9421	1522	2766	3577	4850	2335	10574	2577	6697	2992	1540	1945	220
<b>C31:</b> How many of these accidents occurred after you were . . .																
<b>C31A:</b> Drinking alcoholic beverages?																
0. None	94.8	92.7	97.1	95.0	97.1	93.2	95.5	95.3	94.4	95.9	90.7	98.9	94.4	93.6	90.0	80.4
1. One	4.3	5.9	2.5	4.3	1.5	6.1	3.3	3.8	5.2	3.6	6.9	1.0	5.0	5.1	8.9	9.6
2. Two	0.4	0.8	0.1	0.3	1.0	0.3	0.4	0.6	0.3	0.4	0.8	0.1	0.1	0.6	0.9	3.4
3. Three	0.2	0.4	0.1	0.3	-	0.1	0.7	0.1	0.1	0.1	1.0	-	0.4	0.7	0.1	1.8
4. Four or more	0.2	0.3	0.1	0.1	0.3	0.3	0.1	0.3	-	0.1	0.6	-	0.1	-	0.1	4.9
<i>Item 700 Subject A07a, S02</i> <i>N†</i>	3477	1722	1644	2695	251	686	985	1313	493	2682	684	1363	858	475	674	80
<b>C31B:</b> Smoking marijuana or hashish?																
0. None	96.5	95.2	98.0	96.7	96.8	94.5	96.4	97.2	98.0	97.3	93.6	100.0	97.4	96.5	90.5	79.6
1. One	2.7	3.6	1.6	2.7	1.5	4.1	3.0	2.2	1.3	2.1	5.0	-	2.1	3.4	7.1	13.6
2. Two	0.4	0.6	0.3	0.3	1.4	0.8	0.4	0.3	0.1	0.4	0.6	-	0.1	0.1	1.4	3.9
3. Three	0.1	0.3	-	0.2	-	0.3	0.1	0.2	0.1	0.2	-	-	0.3	-	0.4	-
4. Four or more	0.2	0.3	0.1	0.1	0.3	0.4	0.1	0.1	0.5	0.1	0.8	-	0.1	-	0.6	3.0
<i>Item 710 Subject A07a, S02</i> <i>N†</i>	3461	1710	1643	2687	251	683	981	1304	492	2680	678	1355	857	473	671	79
<b>C31C:</b> Using other illegal drugs?																
0. None	98.9	98.3	99.4	99.1	99.0	98.7	99.3	98.7	98.7	99.1	97.6	100.0	100.0	99.3	96.1	89.4
1. One	0.8	1.1	0.5	0.8	0.2	0.8	0.6	0.9	0.7	0.7	1.2	-	-	0.7	2.9	3.8
2. Two	0.1	0.1	-	*	0.3	-	-	0.1	0.1	0.1	0.1	-	-	-	0.2	0.8
3. Three	*	0.1	-	0.1	-	0.2	-	-	-	0.1	-	-	-	-	0.2	-
4. Four or more	0.3	0.4	0.2	0.1	0.5	0.3	0.1	0.3	0.5	0.1	1.1	-	-	-	0.5	6.0
<i>Item 720 Subject A07a, S02</i> <i>N†</i>	3447	1704	1639	2676	249	680	976	1301	491	2668	674	1361	848	471	666	78
<b>C32:</b> (FORMS 1 AND 5 ONLY) If you have not entered military service, and do not expect to enter, GO TO PART D.																
What is, or will be, your branch of service?																
1. Army	26.0	29.8	20.2	26.6	32.1	30.2	32.0	23.0	20.0	25.5	26.5	24.7	27.8	22.5	29.8	14.8
2. Navy	16.7	18.1	15.5	19.0	14.7	15.3	18.9	16.3	16.4	17.6	14.4	16.2	19.8	15.4	14.4	7.0
3. Marine Corps	16.5	18.9	7.5	15.8	8.8	15.6	13.5	16.3	22.7	13.6	20.5	16.0	15.1	15.2	19.9	16.4
4. Air Force	23.6	16.2	38.7	22.4	33.8	20.8	19.0	28.7	19.6	28.1	15.8	26.8	23.2	28.2	15.9	9.8
5. Coast Guard	4.2	4.2	3.9	5.6	1.4	8.1	-	4.3	5.5	4.2	4.5	2.7	4.0	1.3	7.7	27.0
6. Uncertain	13.0	12.8	14.2	10.6	9.3	10.0	16.5	11.5	15.8	11.0	18.3	13.6	10.1	17.5	12.3	25.1
<i>Item 730 Subject L01</i> <i>N†</i>	514	324	159	290	91	98	117	223	75	339	146	236	117	49	85	13

\*=less than .05 percent. †=excludes respondents for whom question was inappropriate.



## MONITORING THE FUTURE

QUESTIONNAIRE FORM 1-6 1996	TOTAL	SEX		RACE		REGION				COLLEGE PLANS?		ILLCIT DRUG USE: LIFETIME				
		M	F	White	Black	NE	NC	S	W	Yes	No	None	Mari- juana Only	Few Pills	More Pills	Any Her- oin
<i>N (Weighted No. of Cases):</i> <i>% of Weighted Total:</i>	14824 100.0	6806 45.9	7261 49.0	9890 66.7	1719 11.6	3122 21.1	3878 26.2	5345 36.1	2479 16.7	10954 73.9	2746 18.5	7101 47.9	3254 22.0	1654 11.2	2149 14.5	263 1.8
<b>C33: (FORMS 1 AND 5 ONLY) Do you expect to be an officer?</b>																
1. No	15.4	16.6	13.6	16.2	11.7	16.4	29.5	9.4	9.5	10.7	23.0	11.9	13.6	24.6	19.3	41.9
2. Uncertain	45.6	45.2	47.7	45.2	45.4	39.6	45.8	46.2	51.4	42.4	55.1	39.5	57.7	45.5	49.0	28.6
3. Yes	39.0	38.2	38.7	38.6	42.9	44.0	24.8	44.4	39.1	46.9	22.0	48.6	28.7	29.9	31.8	29.5
<i>Item 740 Subject L01</i>	<i>N†</i> 518	327	164	283	95	100	120	222	76	338	147	236	119	53	83	13
<b>C34: (FORMS 1 AND 5 ONLY) Do you expect to have a career in the Armed Forces?</b>																
1. No	23.3	23.7	21.6	22.8	20.5	26.0	29.3	16.1	31.3	22.9	21.5	21.8	14.8	27.8	36.0	40.9
2. Uncertain	46.2	48.4	43.0	48.6	43.3	43.1	48.6	46.7	45.1	45.9	47.6	43.5	58.6	49.3	38.5	26.3
3. Yes	30.5	27.9	35.4	28.7	36.2	30.9	22.1	37.2	23.6	31.2	30.9	34.7	26.7	22.8	25.5	32.8
<i>Item 750 Subject L01</i>	<i>N†</i> 520	329	164	286	94	100	120	225	76	341	147	236	121	53	83	13
<b>C32: (FORM 6 ONLY) When you drive a car, how often do you wear a seatbelt?</b>																
1. Never	6.8	10.2	3.4	5.8	11.2	7.3	8.6	6.5	3.9	4.9	14.4	4.9	7.2	4.7	11.8	16.9
2. Seldom	8.3	11.5	5.7	8.3	11.6	6.4	12.4	8.5	4.0	6.7	14.5	5.5	8.9	10.4	13.1	17.6
3. Sometimes	10.9	11.7	10.4	10.9	14.1	9.6	15.6	9.9	7.0	10.2	14.0	8.3	13.5	12.8	14.0	6.9
4. Often	12.4	13.1	11.2	12.4	14.0	10.9	13.1	12.3	13.3	11.2	16.6	10.8	11.3	18.6	14.9	1.0
5. Always	58.0	51.1	64.8	60.5	44.5	60.6	48.9	60.1	64.7	63.4	36.7	66.1	55.9	50.1	43.9	52.4
8. Does not apply	3.6	2.4	4.5	2.0	4.6	5.3	1.3	2.7	7.1	3.6	3.6	4.3	3.2	3.4	2.3	5.2
<i>Item 22210 Subject F07, S02, T02</i>	<i>N</i> 2313	1052	1210	1630	244	488	613	823	389	1812	442	1093	519	273	361	46
<b>C33: (FORM 6 ONLY) When you are riding in the front passenger seat of a car, how often do you wear a seatbelt?</b>																
1. Never	6.4	9.1	3.6	5.6	10.5	8.1	9.2	5.1	2.8	4.6	14.1	4.3	6.6	7.7	10.9	11.4
2. Seldom	9.6	11.9	7.8	9.8	11.9	8.5	11.3	10.5	6.4	8.2	15.0	7.5	9.2	9.5	15.4	21.4
3. Sometimes	12.4	14.2	11.2	12.5	17.0	11.7	17.9	10.9	7.6	11.3	16.5	9.7	16.7	13.2	13.8	13.3
4. Often	20.5	19.9	20.5	21.8	17.7	19.3	21.9	21.1	18.5	20.5	20.2	17.9	21.1	25.1	23.7	15.2
5. Always	50.8	44.5	56.8	50.1	42.6	52.0	39.5	51.9	64.7	55.1	33.9	60.5	45.6	44.5	35.8	38.7
8. Does not apply	0.3	0.4	0.1	0.2	0.2	0.4	0.2	0.4	-	0.3	0.2	0.1	0.7	-	0.4	-
<i>Item 22220 Subject F07, S02, T02</i>	<i>N</i> 2313	1056	1206	1630	243	486	615	825	387	1812	443	1093	520	272	361	47
The following questions are about CIGARETTE SMOKING.																
<b>B01: Have you ever smoked cigarettes?</b>																
1. Never—GO TO Q.B03	36.5	35.6	37.8	33.2	54.1	33.6	35.6	35.7	43.6	39.2	27.1	59.8	16.1	16.6	10.3	7.0
2. Once or twice	22.2	23.4	21.3	20.0	29.5	20.6	20.2	24.2	22.9	22.7	21.1	22.0	29.2	21.8	13.7	11.3
3. Occasionally but not regularly	16.2	16.7	15.6	17.7	9.3	16.3	15.6	17.1	15.2	16.4	15.9	11.0	23.8	22.1	17.8	15.2
4. Regularly in the past	7.1	6.7	7.1	7.5	2.5	7.1	7.3	6.7	7.5	6.6	8.3	3.3	9.2	9.6	13.1	16.1
5. Regularly now	18.0	17.6	18.2	21.6	4.7	22.5	21.2	16.4	10.8	15.1	27.6	4.0	21.7	29.9	45.2	50.4
<i>Item 760 Subject A01a</i>	<i>N</i> 14507	6729	7179	9822	1669	3053	3791	5221	2442	10851	2706	7016	3231	1641	2129	261
<b>B02: How frequently have you smoked cigarettes during the past 30 days?</b>																
1. Not at all—incl. (1) in B01	66.0	65.1	67.6	61.1	86.5	61.6	62.3	66.8	75.6	69.3	55.0	86.8	55.2	48.0	33.1	26.4
2. Less than one cigarette per day	11.8	12.7	10.7	12.8	6.5	11.4	11.7	12.7	10.6	11.9	11.7	7.4	17.2	16.2	14.3	14.2
3. One to five cigarettes per day	9.2	8.6	9.8	10.3	4.3	10.0	11.0	8.5	7.3	8.9	10.1	3.1	14.1	15.0	17.5	10.1
4. About one-half pack per day	6.5	6.2	6.5	7.9	1.7	8.4	7.5	6.1	3.5	5.4	10.1	1.5	7.8	10.9	15.5	19.1
5. About one pack per day	5.0	5.5	4.4	6.2	0.6	6.7	6.2	4.4	2.3	3.7	9.4	1.0	4.4	8.3	15.2	16.5
6. About one and one-half packs per day	1.1	1.3	0.9	1.4	0.2	1.5	1.2	1.1	0.5	0.6	2.7	0.1	1.0	1.4	3.2	8.7
7. Two packs or more per day	0.4	0.6	0.1	0.3	0.3	0.4	0.3	0.5	0.2	0.3	0.8	*	0.3	0.1	1.2	5.1
<i>Item 780 Subject A01c</i>	<i>N</i> 14503	6725	7182	9816	1671	3052	3792	5217	2442	10847	2710	7012	3231	1641	2129	261
<b>B03: Next we want to ask you about drinking alcoholic beverages, including beer, wine, wine coolers, and liquor.</b>																
Have you ever had any beer, wine, wine coolers, or liquor to drink—more than just a few sips?																
1. No—GO TO Q.B07	20.9	21.1	20.8	18.8	27.2	17.8	18.7	20.9	28.3	22.1	16.1	38.0	4.3	8.4	2.7	0.8
2. Yes	79.1	78.9	79.2	81.2	72.8	82.2	81.3	79.1	71.7	77.9	83.9	62.0	95.7	91.6	97.3	99.2
<i>Item 790 Subject A01a</i>	<i>N</i> 11917	5562	5941	8164	1375	2502	3113	4291	2011	9050	2227	5761	2673	1389	1779	212

\* = less than .05 percent. † = excludes respondents for whom question was inappropriate.



QUESTIONNAIRE FORM 1-6 1996	TOTAL	SEX		RACE		REGION				COLLEGE PLANS?		ILLICIT DRUG USE: LIFETIME				
		M	F	White	Black	NE	NC	S	W	Yes	No	None	Mari- juana Only	Few Pills	More Pills	Any Her- oin
<i>N (Weighted No. of Cases):</i>	14824	6806	7261	9890	1719	3122	3878	5345	2479	10954	2746	7101	3254	1654	2149	263
<i>% of Weighted Total:</i>	100.0	45.9	49.0	66.7	11.6	21.1	26.2	36.1	16.7	73.9	18.5	47.9	22.0	11.2	14.5	1.8
<b>B04:</b> On how many occasions have you had alcoholic beverages to drink—more than just a few sips . . .																
<b>B04A:</b> . . . in your lifetime?																
1. 0 occasions—incl. (1) in B03	20.8	21.2	20.6	18.8	27.2	17.5	19.0	20.7	28.2	22.0	16.7	37.6	4.0	8.0	2.7	1.2
2. 1-2	8.1	7.2	9.3	7.4	14.2	7.2	9.1	8.3	7.6	8.5	7.2	12.4	4.7	5.0	2.4	0.5
3. 3-5	10.5	8.3	12.6	9.4	14.7	9.0	10.8	11.3	10.2	10.8	9.3	13.5	10.0	8.5	4.1	1.7
4. 6-9	9.1	7.6	10.7	9.0	9.8	8.9	8.8	9.5	8.9	9.1	9.4	9.8	10.8	9.4	4.8	3.7
5. 10-19	12.2	11.2	13.1	12.3	11.3	12.1	12.9	11.5	13.0	12.2	12.6	10.6	16.4	14.5	10.2	8.3
6. 20-39	12.3	11.7	12.9	13.6	8.3	14.0	12.6	11.8	10.7	12.4	11.6	7.5	19.0	16.2	15.2	8.7
7. 40 or more	26.9	32.9	20.8	29.4	14.6	31.3	27.0	27.0	21.4	24.9	33.2	8.6	35.1	38.5	60.6	75.9
<i>Item 810 Subject A01a</i>	<i>N 14107</i>	<i>6550</i>	<i>7006</i>	<i>9653</i>	<i>1583</i>	<i>2974</i>	<i>3700</i>	<i>5048</i>	<i>2385</i>	<i>10619</i>	<i>2599</i>	<i>6884</i>	<i>3165</i>	<i>1596</i>	<i>2085</i>	<i>235</i>
<b>B04B:</b> . . . during the last 12 months?																
1. 0 occasions—incl. (1) in B03	27.5	26.7	28.5	24.7	38.7	22.3	26.3	27.9	35.1	28.8	23.2	46.7	9.9	11.9	5.5	4.3
2. 1-2	16.1	13.7	18.5	14.7	22.8	14.6	16.2	16.6	16.7	15.9	17.6	20.1	15.3	14.1	7.4	4.7
3. 3-5	13.0	11.0	14.9	12.9	13.8	13.2	13.9	12.3	12.8	13.0	13.1	12.7	15.1	15.1	9.3	9.2
4. 6-9	10.5	10.3	10.9	11.0	7.7	11.6	10.2	10.6	9.5	10.6	9.9	7.9	14.7	14.0	10.7	6.7
5. 10-19	12.9	13.2	12.6	14.7	6.9	15.4	12.9	12.9	9.7	12.8	13.2	6.9	19.1	16.7	20.0	13.8
6. 20-39	8.8	9.7	8.0	9.7	5.6	9.9	8.7	9.0	7.4	8.6	9.4	3.1	12.2	14.2	17.1	19.9
7. 40 or more	11.2	15.4	6.7	12.4	4.5	13.0	11.8	10.7	8.9	10.2	13.6	2.5	13.7	14.0	30.0	41.4
<i>Item 820 Subject A01b</i>	<i>N 14061</i>	<i>6537</i>	<i>6983</i>	<i>9640</i>	<i>1566</i>	<i>2971</i>	<i>3680</i>	<i>5040</i>	<i>2370</i>	<i>10586</i>	<i>2597</i>	<i>6847</i>	<i>3160</i>	<i>1601</i>	<i>2077</i>	<i>235</i>
<b>B04C:</b> . . . during the last 30 days?																
1. 0 occasions—incl. (1) in B03	49.2	45.2	53.1	45.3	64.3	43.5	48.5	48.9	57.9	50.7	45.2	70.6	32.5	33.9	19.9	13.4
2. 1-2	20.3	19.2	21.6	21.0	18.1	21.7	20.6	19.9	18.7	20.2	20.0	17.3	25.7	25.4	18.0	20.3
3. 3-5	13.2	14.2	12.3	14.7	8.3	14.7	13.6	13.2	10.7	12.8	14.9	6.9	19.1	16.4	21.2	22.2
4. 6-9	8.2	9.6	6.8	8.8	4.9	8.9	8.5	8.9	5.6	8.1	8.0	3.0	11.6	12.3	16.8	10.2
5. 10-19	5.5	6.6	4.2	6.4	2.3	7.1	5.0	5.6	4.0	5.1	6.8	1.2	6.8	7.8	14.1	19.2
6. 20-39	1.7	2.2	1.1	1.8	0.6	2.0	1.6	1.6	1.3	1.3	2.6	0.4	2.2	1.7	4.3	7.7
7. 40 or more	2.0	2.9	0.9	1.9	1.4	2.1	2.2	1.9	1.8	1.8	2.4	0.5	2.1	2.5	5.7	6.9
<i>Item 830 Subject A01c</i>	<i>N 14048</i>	<i>6535</i>	<i>6971</i>	<i>9640</i>	<i>1565</i>	<i>2968</i>	<i>3685</i>	<i>5026</i>	<i>2368</i>	<i>10572</i>	<i>2605</i>	<i>6841</i>	<i>3155</i>	<i>1594</i>	<i>2080</i>	<i>236</i>
<b>B05:</b> On the occasions that you drink alcoholic beverages, how often do you drink enough to feel pretty high?																
1. On none of the occasions	22.6	18.8	26.2	18.8	40.9	21.6	23.0	23.0	22.6	23.6	20.5	41.8	13.6	10.5	7.6	5.1
2. On few of the occasions	27.7	24.6	30.7	26.4	29.7	27.6	25.0	29.6	28.1	27.3	28.4	30.1	30.7	28.2	19.2	17.7
3. On about half of the occasions	15.3	16.2	14.7	16.5	11.0	14.3	17.6	14.0	15.8	15.3	15.4	11.8	17.1	19.1	16.4	17.5
4. On most of the occasions	19.9	21.5	18.5	22.5	8.6	21.6	20.1	19.1	19.1	20.3	18.5	10.4	22.5	25.3	31.5	25.5
5. On nearly all of the occasions	14.5	18.9	10.0	15.8	9.8	14.9	14.3	14.4	14.3	13.4	17.1	5.8	16.1	16.9	25.3	34.2
<i>Item 840 Subject A01e</i>	<i>N† 9452</i>	<i>4411</i>	<i>4722</i>	<i>6662</i>	<i>1007</i>	<i>2075</i>	<i>2534</i>	<i>3400</i>	<i>1444</i>	<i>7058</i>	<i>1883</i>	<i>3574</i>	<i>2571</i>	<i>1277</i>	<i>1738</i>	<i>215</i>
<b>B06:</b> Think back over the LAST TWO WEEKS. How many times have you had five or more drinks in a row? (A "drink" is a bottle of beer, a glass of wine, a wine cooler, a shot glass of liquor, or a mixed drink.)																
(NOTE: In four forms wine coolers were included in the question text.)																
1. None—incl. (1) in B03	69.8	63.0	76.5	66.0	84.9	66.3	68.5	69.8	76.0	71.2	66.1	87.7	59.9	57.4	39.2	33.2
2. Once	9.8	10.8	8.9	11.0	5.1	11.3	10.9	8.5	8.6	9.6	10.0	5.6	13.3	13.8	15.3	8.2
3. Twice	8.0	9.4	6.5	9.2	4.6	8.3	7.5	8.6	7.0	7.7	8.4	3.6	10.8	12.0	13.9	17.6
4. Three to five times	8.3	10.5	6.0	9.3	3.7	9.1	8.7	8.7	5.6	8.0	9.1	2.2	11.1	12.3	19.3	21.7
5. Six to nine times	2.5	3.6	1.5	2.8	0.9	3.0	2.6	2.7	1.4	2.1	3.9	0.7	2.8	2.4	7.5	9.7
6. Ten or more times	1.7	2.7	0.7	1.8	0.8	1.9	1.8	1.7	1.4	1.5	2.6	0.2	2.1	2.1	4.9	9.6
<i>Item 850 Subject A01d</i>	<i>N 13926</i>	<i>6421</i>	<i>6976</i>	<i>9574</i>	<i>1557</i>	<i>2947</i>	<i>3664</i>	<i>4956</i>	<i>2359</i>	<i>10513</i>	<i>2545</i>	<i>6828</i>	<i>3102</i>	<i>1574</i>	<i>2054</i>	<i>234</i>
The next major section of this questionnaire deals with various other drugs. There is a lot of talk these days about this subject, but very little accurate information. Therefore, we still have a lot to learn about the actual experiences and attitudes of people your age.																
We hope that you can answer all questions; but if you find one which you feel you cannot answer honestly, we would prefer that you leave it blank.																

†=excludes respondents for whom question was inappropriate.



## MONITORING THE FUTURE

QUESTIONNAIRE FORM 1-6 1996	TOTAL	SEX		RACE		REGION				COLLEGE PLANS?		ILLICIT DRUG USE: LIFETIME				
		M	F	White	Black	NE	NC	S	W	Yes	No	None	Mari- juana Only	Few Pills	More Pills	Any Her- oin
<i>N (Weighted No. of Cases):</i> <i>% of Weighted Total:</i>	14824 100.0	6806 45.9	7261 49.0	9890 66.7	1719 11.6	3122 21.1	3878 26.2	5345 36.1	2479 16.7	10954 73.9	2746 18.5	7101 47.9	3254 22.0	1654 11.2	2149 14.5	263 1.8
Remember that your answers will be kept strictly confidential; they are never connected with your name or your class.																
<b>B07:</b> On how many occasions (if any) have you used marijuana (grass, pot) or hashish (hash, hash oil) . . .																
<b>B07A:</b> . . . in your lifetime?																
1. 0 occasions	55.1	51.4	59.3	54.4	59.3	51.1	54.6	58.1	54.7	58.2	46.9	100.0	-	29.0	15.2	6.1
2. 1-2	9.4	8.9	9.9	9.0	11.7	8.6	9.0	10.4	9.0	9.3	10.0	-	31.4	12.4	5.7	1.8
3. 3-5	5.4	5.2	5.4	5.5	4.8	5.0	5.8	5.0	6.1	5.1	6.2	-	15.9	9.1	4.7	2.9
4. 6-9	4.5	4.5	4.5	4.5	3.8	4.0	4.8	4.4	4.8	4.6	4.4	-	13.1	7.1	4.6	2.3
5. 10-19	5.5	5.7	5.3	5.6	5.3	6.5	5.4	5.0	5.6	5.4	5.6	-	14.7	9.7	6.7	5.9
6. 20-39	5.1	5.2	5.0	5.4	3.5	5.9	4.8	4.5	5.6	4.8	5.6	-	9.7	10.5	10.4	7.1
7. 40 or more	15.0	19.1	10.5	15.7	11.5	18.8	15.6	12.7	14.2	12.6	21.3	-	15.1	22.1	52.6	73.9
<i>Item 860 Subject A01a</i>	<i>N 14345</i>	<i>6659</i>	<i>7141</i>	<i>9769</i>	<i>1638</i>	<i>3015</i>	<i>3755</i>	<i>5149</i>	<i>2426</i>	<i>10806</i>	<i>2648</i>	<i>7101</i>	<i>3248</i>	<i>1621</i>	<i>2109</i>	<i>247</i>
<b>B07B:</b> . . . during the last 12 months?																
1. 0 occasions	64.2	60.6	68.4	63.1	69.1	60.1	63.1	67.2	64.4	66.6	58.3	100.0	26.4	41.9	23.9	13.5
2. 1-2	9.4	9.4	9.3	9.5	9.4	8.4	9.5	9.5	10.4	9.1	10.4	-	26.8	16.4	9.6	7.3
3. 3-5	5.6	5.4	5.6	5.6	4.7	6.1	5.9	5.0	5.8	5.6	5.3	-	15.3	8.2	7.6	5.9
4. 6-9	4.2	4.1	4.3	4.3	3.6	4.7	4.5	3.9	4.1	4.1	4.5	-	10.3	7.5	6.9	4.9
5. 10-19	4.5	4.8	4.4	4.8	4.3	5.3	4.3	4.2	4.3	4.2	5.2	-	8.8	8.3	9.6	7.4
6. 20-39	3.3	3.4	2.9	3.5	2.7	4.3	3.3	2.7	3.0	3.0	4.2	-	5.3	6.4	8.2	7.3
7. 40 or more	8.8	12.3	5.1	9.3	6.3	11.1	9.4	7.5	8.0	7.5	12.0	-	7.1	11.3	34.3	53.6
<i>Item 870 Subject A01b</i>	<i>N 14290</i>	<i>6624</i>	<i>7132</i>	<i>9743</i>	<i>1620</i>	<i>3012</i>	<i>3732</i>	<i>5121</i>	<i>2425</i>	<i>10792</i>	<i>2629</i>	<i>7101</i>	<i>3203</i>	<i>1624</i>	<i>2098</i>	<i>242</i>
<b>B07C:</b> . . . during the last 30 days?																
1. 0 occasions	78.1	74.9	81.8	77.5	81.2	74.1	76.7	80.5	80.3	80.0	73.6	100.0	62.8	65.8	42.6	30.0
2. 1-2	7.8	8.0	7.6	7.9	6.3	8.7	8.6	7.0	6.9	7.7	8.0	-	19.0	13.4	12.1	10.6
3. 3-5	3.7	3.9	3.4	3.8	3.6	4.2	3.8	3.5	3.5	3.7	3.7	-	8.3	6.0	7.3	4.5
4. 6-9	2.6	2.3	2.6	2.7	2.2	3.2	2.5	2.4	2.3	2.3	3.1	-	3.9	5.4	6.6	6.8
5. 10-19	3.0	4.1	1.9	3.2	3.2	3.6	3.3	2.8	2.2	2.4	4.6	-	2.9	4.9	10.8	12.3
6. 20-39	2.3	2.9	1.6	2.4	2.2	3.0	2.6	1.8	1.9	2.0	2.9	-	1.7	2.5	9.7	10.8
7. 40 or more	2.6	3.9	1.1	2.6	1.3	3.3	2.6	2.0	2.9	1.9	4.2	-	1.5	2.0	10.8	25.0
<i>Item 880 Subject A01c</i>	<i>N 14286</i>	<i>6619</i>	<i>7135</i>	<i>9747</i>	<i>1614</i>	<i>3012</i>	<i>3730</i>	<i>5119</i>	<i>2425</i>	<i>10786</i>	<i>2631</i>	<i>7101</i>	<i>3196</i>	<i>1624</i>	<i>2096</i>	<i>241</i>
<b>B08:</b> On how many occasions, if any, have you used LSD ("acid") . . .																
<b>B08A:</b> . . . in your lifetime?																
1. 0 occasions	87.4	85.0	90.2	85.8	97.6	84.3	89.1	88.6	86.2	89.0	83.7	100.0	100.0	71.5	46.6	13.9
2. 1-2	5.4	6.1	4.6	6.1	1.5	5.7	5.0	5.3	5.5	4.8	6.8	-	-	28.5	12.5	16.0
3. 3-5	2.4	2.6	2.2	2.7	0.2	3.0	1.8	2.3	2.9	2.1	3.0	-	-	-	15.5	7.2
4. 6-9	1.4	1.6	1.2	1.7	0.1	1.9	1.4	1.2	1.4	1.3	1.7	-	-	-	8.3	11.8
5. 10-19	1.5	1.9	1.0	1.5	0.2	2.2	1.1	1.0	2.0	1.3	1.9	-	-	-	8.3	13.5
6. 20-39	0.9	1.2	0.5	1.0	0.1	1.5	0.7	0.6	1.1	0.8	1.2	-	-	-	4.2	16.2
7. 40 or more	1.0	1.5	0.4	1.2	0.2	1.5	0.9	1.0	0.9	0.8	1.8	-	-	-	4.6	21.3
<i>Item 890 Subject A01a</i>	<i>N 14430</i>	<i>6707</i>	<i>7190</i>	<i>9808</i>	<i>1670</i>	<i>3029</i>	<i>3787</i>	<i>5175</i>	<i>2439</i>	<i>10835</i>	<i>2711</i>	<i>7056</i>	<i>3232</i>	<i>1637</i>	<i>2114</i>	<i>252</i>
<b>B08B:</b> . . . during the last 12 months?																
1. 0 occasions	91.2	89.1	93.6	89.9	98.1	88.1	92.3	92.1	91.2	92.3	88.7	100.0	100.0	85.7	59.1	30.7
2. 1-2	4.6	5.5	3.7	5.3	1.2	5.7	4.0	4.5	4.7	4.1	5.7	-	-	14.3	18.4	18.4
3. 3-5	1.9	2.2	1.5	2.0	0.4	2.8	1.4	1.6	2.0	1.6	2.4	-	-	-	10.9	14.9
4. 6-9	1.0	1.3	0.6	1.2	0.1	1.5	1.2	0.7	0.9	0.9	1.2	-	-	-	5.3	13.9
5. 10-19	0.7	1.0	0.3	0.9	0.1	1.0	0.6	0.6	0.7	0.6	0.9	-	-	-	3.8	8.9
6. 20-39	0.3	0.4	0.1	0.4	0.1	0.5	0.3	0.3	0.2	0.2	0.5	-	-	-	1.6	3.9
7. 40 or more	0.3	0.5	0.1	0.4	0.1	0.3	0.2	0.3	0.3	0.2	0.6	-	-	-	1.0	9.4
<i>Item 900 Subject A01b</i>	<i>N 14436</i>	<i>6709</i>	<i>7197</i>	<i>9812</i>	<i>1677</i>	<i>3032</i>	<i>3791</i>	<i>5180</i>	<i>2434</i>	<i>10843</i>	<i>2714</i>	<i>7062</i>	<i>3234</i>	<i>1634</i>	<i>2112</i>	<i>255</i>
<b>B08C:</b> . . . during the last 30 days?																
1. 0 occasions	97.5	96.7	98.4	97.2	99.6	96.4	97.2	97.9	98.6	97.8	96.7	100.0	100.0	97.9	87.8	72.9
2. 1-2	1.8	2.2	1.4	2.2	0.1	2.6	2.2	1.5	1.0	1.7	1.9	-	-	2.1	9.2	14.4
3. 3-5	0.4	0.7	0.1	0.4	*	0.6	0.3	0.4	0.2	0.3	0.7	-	-	-	1.9	5.9
4. 6-9	0.1	0.2	*	0.2	0.1	0.2	0.2	0.1	0.1	0.1	0.4	-	-	-	0.6	3.7
5. 10-19	0.1	0.2	-	0.1	-	0.1	0.1	0.1	*	0.1	0.2	-	-	-	0.4	1.6
6. 20-39	*	*	*	-	-	*	-	-	*	*	*	-	-	-	-	0.5
7. 40 or more	*	*	*	*	0.1	0.1	-	*	-	*	0.1	-	-	-	0.1	1.1
<i>Item 910 Subject A01c</i>	<i>N 14428</i>	<i>6708</i>	<i>7196</i>	<i>9808</i>	<i>1675</i>	<i>3030</i>	<i>3785</i>	<i>5179</i>	<i>2435</i>	<i>10840</i>	<i>2712</i>	<i>7059</i>	<i>3235</i>	<i>1633</i>	<i>2110</i>	<i>251</i>

\* = less than .05 percent.



DESCRIPTIVE RESULTS: 1996

27

QUESTIONNAIRE FORM 1-6 1996	TOTAL	SEX		RACE		REGION				COLLEGE PLANS?		ILLICIT DRUG USE: LIFETIME				
		M	F	White	Black	NE	NC	S	W	Yes	No	None	Mari- juana Only	Few Pills	More Pills	Any Her- oin
<i>N (Weighted No. of Cases):</i>	14824	6806	7261	9890	1719	3122	3878	5345	2479	10954	2746	7101	3254	1654	2149	263
<i>% of Weighted Total:</i>	100.0	45.9	49.0	66.7	11.6	21.1	26.2	36.1	16.7	73.9	18.5	47.9	22.0	11.2	14.5	1.8
<b>B09:</b> On how many occasions (if any) have you used psychedelics other than LSD (like mescaline, peyote, psilocybin, PCP) . . .																
<b>B09A:</b> . . . in your lifetime?																
1. 0 occasions	93.2	91.3	95.5	92.6	98.7	90.2	94.6	94.6	91.9	94.2	91.2	100.0	100.0	90.2	69.2	34.1
2. 1-2	3.4	4.0	2.6	3.9	0.3	5.1	2.9	2.9	3.1	2.9	4.3	-	-	9.8	13.4	18.8
3. 3-5	1.5	2.0	0.9	1.7	*	2.2	1.2	1.0	1.9	1.5	1.2	-	-	-	8.2	15.9
4. 6-9	0.7	0.9	0.4	0.8	0.2	1.0	0.5	0.5	1.1	0.5	1.0	-	-	-	3.8	8.4
5. 10-19	0.5	0.7	0.3	0.5	0.2	0.8	0.4	0.3	0.8	0.4	0.8	-	-	-	2.4	8.5
6. 20-39	0.3	0.5	0.2	0.3	0.1	0.4	0.1	0.2	0.9	0.2	0.8	-	-	-	1.3	7.3
7. 40 or more	0.4	0.6	0.1	0.3	0.4	0.4	0.2	0.4	0.3	0.2	0.7	-	-	-	1.6	7.0
<i>Item 920 Subject A01a</i>	<i>N</i> 14410	6706	7178	9803	1677	3026	3779	5171	2433	10839	2704	7053	3222	1630	2119	253
<b>B09B:</b> . . . during the last 12 months?																
1. 0 occasions	95.6	94.3	97.2	95.2	99.2	93.9	96.5	96.4	94.6	96.0	94.9	100.0	100.0	94.5	79.6	54.8
2. 1-2	2.7	3.2	1.9	3.0	0.2	3.9	2.3	2.2	2.7	2.5	2.4	-	-	5.5	11.9	18.0
3. 3-5	1.0	1.4	0.5	1.1	0.3	1.3	0.8	0.7	1.4	0.9	1.2	-	-	-	5.0	13.3
4. 6-9	0.4	0.5	0.2	0.4	0.1	0.4	0.1	0.4	0.7	0.3	0.7	-	-	-	2.1	3.5
5. 10-19	0.2	0.4	0.1	0.2	-	0.3	0.2	0.1	0.4	0.2	0.5	-	-	-	0.7	6.7
6. 20-39	0.1	0.1	*	0.1	0.1	0.1	0.1	0.1	0.1	*	0.2	-	-	-	0.4	1.2
7. 40 or more	0.1	0.1	*	*	0.1	0.2	0.1	0.1	0.1	*	0.2	-	-	-	0.4	2.5
<i>Item 930 Subject A01b</i>	<i>N</i> 14420	6706	7190	9810	1677	3030	3781	5181	2429	10851	2709	7060	3228	1632	2112	253
<b>B09C:</b> . . . during the last 30 days?																
1. 0 occasions	98.4	97.8	99.1	98.4	99.4	98.2	98.5	98.7	97.8	98.6	98.0	100.0	100.0	98.0	92.7	82.0
2. 1-2	1.2	1.7	0.8	1.3	0.2	1.0	1.3	1.0	1.7	1.2	1.2	-	-	2.0	5.6	9.7
3. 3-5	0.2	0.3	0.1	0.2	0.1	0.4	0.1	0.2	0.3	0.2	0.4	-	-	-	1.2	3.3
4. 6-9	*	0.1	*	*	0.1	0.1	*	*	0.1	*	0.1	-	-	-	0.1	1.4
5. 10-19	*	0.1	-	*	-	0.1	-	0.1	*	*	0.2	-	-	-	0.1	1.3
6. 20-39	*	0.1	*	*	-	*	*	*	0.1	*	*	-	-	-	0.1	1.1
7. 40 or more	*	0.1	*	*	0.1	0.1	0.1	*	*	*	0.1	-	-	-	0.2	1.1
<i>Item 940 Subject A01c</i>	<i>N</i> 14417	6707	7186	9813	1675	3028	3785	5174	2431	10853	2704	7060	3228	1631	2111	253
<b>B10:</b> On how many occasions (if any) have you used cocaine (sometimes called "coke", "crack", "rock") . . .																
<b>B10A:</b> . . . in your lifetime?																
1. 0 occasions	92.9	91.6	94.6	92.9	98.5	92.2	94.1	93.4	91.0	94.2	89.5	100.0	100.0	89.5	68.8	24.5
2. 1-2	3.0	3.5	2.5	3.0	0.8	3.8	2.5	2.5	3.9	2.7	3.7	-	-	9.8	11.1	15.6
3. 3-5	1.4	1.7	1.0	1.4	0.3	1.5	1.2	1.4	1.5	1.1	2.3	-	-	0.7	7.9	9.7
4. 6-9	0.7	0.8	0.4	0.7	0.2	0.4	0.8	0.5	1.0	0.4	1.2	-	-	-	3.6	7.6
5. 10-19	0.8	0.9	0.6	0.8	0.1	0.5	0.6	1.0	0.8	0.7	1.2	-	-	-	3.8	11.8
6. 20-39	0.4	0.5	0.4	0.5	-	0.5	0.3	0.6	0.3	0.4	0.5	-	-	-	2.0	8.8
7. 40 or more	0.8	1.0	0.5	0.7	0.1	1.0	0.5	0.6	1.3	0.5	1.5	-	-	-	2.6	22.0
<i>Item 950 Subject A01a</i>	<i>N</i> 14338	6692	7202	9793	1676	3009	3760	5143	2425	10835	2697	7029	3201	1621	2087	252
<b>B10B:</b> . . . during the last 12 months?																
1. 0 occasions	95.1	94.0	96.5	95.0	99.1	94.5	96.2	95.4	93.9	96.1	92.5	100.0	100.0	94.6	77.8	41.3
2. 1-2	2.2	2.6	1.6	2.2	0.5	2.7	1.5	2.0	3.0	1.8	3.0	-	-	5.2	9.5	11.1
3. 3-5	1.1	1.3	0.8	1.1	0.2	1.2	1.0	1.0	1.3	0.8	2.0	-	-	0.2	5.8	12.1
4. 6-9	0.4	0.5	0.4	0.5	0.1	0.4	0.4	0.5	0.4	0.4	0.7	-	-	-	2.0	8.4
5. 10-19	0.6	0.8	0.4	0.6	0.1	0.4	0.6	0.7	0.8	0.6	0.8	-	-	-	2.9	10.7
6. 20-39	0.3	0.4	0.2	0.3	-	0.3	0.2	0.2	0.5	0.2	0.4	-	-	-	1.3	5.0
7. 40 or more	0.3	0.4	0.2	0.3	0.1	0.5	0.2	0.3	0.3	0.2	0.6	-	-	-	0.7	11.4
<i>Item 960 Subject A01b</i>	<i>N</i> 14350	6706	7202	9806	1678	3014	3767	5145	2425	10844	2699	7033	3204	1627	2089	250
<b>B10C:</b> . . . during the last 30 days?																
1. 0 occasions	98.0	97.4	98.6	97.9	99.6	97.6	98.1	98.4	97.5	98.4	96.5	100.0	100.0	98.9	91.2	66.2
2. 1-2	0.9	1.1	0.7	1.0	0.1	1.2	0.9	0.7	1.3	0.8	1.4	-	-	1.1	4.6	7.4
3. 3-5	0.5	0.6	0.4	0.5	0.2	0.5	0.4	0.3	0.8	0.4	0.9	-	-	*	2.1	10.1
4. 6-9	0.2	0.3	0.1	0.3	*	0.2	0.3	0.2	0.2	0.2	0.3	-	-	-	1.1	4.5
5. 10-19	0.1	0.2	0.1	0.1	-	0.2	0.1	0.1	0.1	0.1	0.3	-	-	-	0.3	4.3
6. 20-39	0.1	0.1	0.1	0.1	-	0.1	0.2	*	-	*	0.2	-	-	-	0.2	2.4
7. 40 or more	0.2	0.2	0.1	0.1	0.1	0.2	*	0.3	0.1	0.1	0.4	-	-	-	0.5	5.1
<i>Item 970 Subject A01c</i>	<i>N</i> 14354	6704	7206	9807	1677	3013	3766	5148	2427	10848	2699	7031	3205	1627	2092	251

\*=less than .05 percent.



## MONITORING THE FUTURE

QUESTIONNAIRE FORM 1-6 1996	TOTAL	SEX		RACE		REGION				COLLEGE PLANS?		ILLICIT DRUG USE: LIFETIME				
		M	F	White	Black	NE	NC	S	W	Yes	No	None	Mari- juana Only	Few Pills	More Pills	Any Her- oin
<i>N (Weighted No. of Cases):</i> <i>% of Weighted Total:</i>	14824 100.0	6806 45.9	7261 49.0	9890 66.7	1719 11.6	3122 21.1	3878 26.2	5345 36.1	2479 16.7	10954 73.9	2746 18.5	7101 47.9	3254 22.0	1654 11.2	2149 14.5	263 1.8
(Data is combined from Forms 1-6, question number and section may vary.) On how many occasions (if any) have you used "crack" (cocaine in chunk or rock form) . . .																
<b>B10D: . . . in your lifetime?</b>																
1. 0 occasions	96.8	96.1	97.6	97.0	99.4	97.0	96.8	97.4	95.6	97.6	94.2	100.0	100.0	96.5	87.0	50.6
2. 1-2	1.5	1.8	1.2	1.5	0.3	1.6	1.4	1.3	2.1	1.1	2.8	-	-	3.4	5.9	16.5
3. 3-5	0.5	0.5	0.3	0.5	-	0.3	0.5	0.4	0.6	0.3	0.9	-	-	-	2.5	5.8
4. 6-9	0.4	0.5	0.4	0.4	0.1	0.3	0.6	0.2	0.6	0.3	0.8	-	-	*	1.8	8.2
5. 10-19	0.3	0.4	0.2	0.2	-	0.3	0.3	0.3	0.2	0.2	0.4	-	-	-	1.2	5.3
6. 20-39	0.1	0.2	*	*	-	0.1	-	0.1	0.4	0.1	0.2	-	-	-	0.3	3.5
7. 40 or more	0.4	0.5	0.2	0.3	0.2	0.5	0.3	0.3	0.5	0.3	0.7	-	-	0.1	1.3	10.1
<i>Item 22260 Subject A01a</i>	<i>N 13807</i>	<i>6402</i>	<i>6991</i>	<i>9488</i>	<i>1577</i>	<i>2836</i>	<i>3653</i>	<i>4952</i>	<i>2366</i>	<i>10531</i>	<i>2576</i>	<i>6786</i>	<i>3071</i>	<i>1566</i>	<i>1989</i>	<i>244</i>
<b>B10E: . . . during the last 12 months?</b>																
1. 0 occasions	98.0	97.5	98.5	98.0	99.8	97.9	97.8	98.4	97.4	98.5	96.2	100.0	100.0	98.5	91.6	63.6
2. 1-2	0.9	1.1	0.8	1.0	-	1.0	0.8	0.9	1.2	0.7	1.6	-	-	1.4	3.7	13.5
3. 3-5	0.5	0.5	0.3	0.4	0.1	0.5	0.7	0.3	0.5	0.3	1.1	-	-	-	2.3	7.9
4. 6-9	0.2	0.3	0.2	0.3	*	0.2	0.3	0.2	0.4	0.2	0.4	-	-	*	1.0	4.8
5. 10-19	0.1	0.3	*	0.1	0.1	0.1	0.2	0.1	0.3	0.2	0.1	-	-	-	0.6	3.6
6. 20-39	0.1	0.1	*	0.1	*	0.1	0.1	*	0.1	*	0.2	-	-	-	0.2	2.0
7. 40 or more	0.2	0.2	0.1	0.1	0.1	0.3	0.1	0.2	0.1	0.1	0.4	-	-	0.1	0.5	4.7
<i>Item 22270 Subject A01b</i>	<i>N 13812</i>	<i>6406</i>	<i>6994</i>	<i>9494</i>	<i>1578</i>	<i>2840</i>	<i>3657</i>	<i>4955</i>	<i>2360</i>	<i>10532</i>	<i>2581</i>	<i>6793</i>	<i>3073</i>	<i>1569</i>	<i>1986</i>	<i>241</i>
<b>B10F: . . . during the last 30 days?</b>																
1. 0 occasions	99.1	98.8	99.4	99.2	99.8	99.0	98.8	99.5	98.8	99.3	98.1	100.0	100.0	99.6	96.3	81.6
2. 1-2	0.5	0.5	0.4	0.4	0.1	0.6	0.5	0.2	0.8	0.4	0.8	-	-	0.3	1.8	9.0
3. 3-5	0.2	0.3	0.1	0.2	0.1	*	0.5	0.1	0.1	0.1	0.4	-	-	-	0.8	3.2
4. 6-9	0.1	0.2	*	*	*	0.1	*	0.1	0.2	*	0.3	-	-	*	0.5	0.3
5. 10-19	0.1	0.1	0.1	0.1	*	0.2	0.2	-	0.1	0.1	0.1	-	-	-	0.2	3.1
6. 20-39	0.1	0.1	-	0.1	-	*	0.1	0.1	0.1	*	0.2	-	-	-	0.1	2.0
7. 40 or more	0.1	0.1	*	*	0.1	0.1	*	0.1	-	0.1	0.2	-	-	0.1	0.2	0.9
<i>Item 22280 Subject A01c</i>	<i>N 13815</i>	<i>6411</i>	<i>6993</i>	<i>9494</i>	<i>1579</i>	<i>2841</i>	<i>3657</i>	<i>4957</i>	<i>2360</i>	<i>10535</i>	<i>2582</i>	<i>6792</i>	<i>3075</i>	<i>1569</i>	<i>1988</i>	<i>241</i>
(FORMS 1, 3, 4, AND 6 ONLY) On how many occasions (if any) have you used cocaine in any other form . . .																
<b>B10G: . . . in your lifetime?</b>																
1. 0 occasions	93.6	92.4	95.2	93.6	98.8	92.8	94.5	94.0	92.5	94.7	91.2	100.0	100.0	91.0	71.1	27.2
2. 1-2	3.1	3.7	2.4	3.0	0.6	3.9	2.9	2.6	3.4	2.6	4.1	-	-	9.0	12.5	17.7
3. 3-5	1.1	1.3	0.8	1.2	0.2	1.3	1.1	0.9	1.3	0.9	1.4	-	-	-	6.8	8.5
4. 6-9	0.6	0.8	0.4	0.6	0.1	0.4	0.5	0.8	0.9	0.5	0.8	-	-	-	3.8	5.9
5. 10-19	0.5	0.5	0.5	0.6	0.1	0.4	0.4	0.7	0.5	0.4	0.9	-	-	-	2.7	7.8
6. 20-39	0.5	0.7	0.3	0.5	0.1	0.4	0.3	0.7	0.4	0.4	0.6	-	-	-	1.3	17.4
7. 40 or more	0.5	0.6	0.4	0.5	0.1	0.8	0.3	0.4	1.0	0.4	0.9	-	-	-	1.9	15.7
<i>Item 22320 Subject A01a</i>	<i>N 9539</i>	<i>4473</i>	<i>4779</i>	<i>6518</i>	<i>1103</i>	<i>2003</i>	<i>2496</i>	<i>3427</i>	<i>1612</i>	<i>7179</i>	<i>1774</i>	<i>4689</i>	<i>2140</i>	<i>1079</i>	<i>1366</i>	<i>161</i>
<b>B10H: . . . during the last 12 months?</b>																
1. 0 occasions	95.8	95.1	96.8	95.6	99.2	94.8	96.8	95.8	95.5	96.5	94.3	100.0	100.0	95.2	80.5	47.4
2. 1-2	2.1	2.4	1.6	2.1	0.5	3.0	1.5	1.8	2.5	1.8	2.5	-	-	4.8	9.4	11.8
3. 3-5	0.8	1.0	0.6	0.8	0.2	1.0	0.6	0.9	0.6	0.6	1.2	-	-	-	4.5	9.5
4. 6-9	0.5	0.6	0.4	0.5	0.1	0.3	0.6	0.5	0.4	0.4	0.7	-	-	-	2.3	8.3
5. 10-19	0.4	0.5	0.3	0.5	0.1	0.2	0.4	0.6	0.4	0.4	0.6	-	-	-	1.9	9.3
6. 20-39	0.2	0.3	0.1	0.2	-	0.4	*	0.2	0.3	0.2	0.5	-	-	-	0.8	6.0
7. 40 or more	0.2	0.2	0.2	0.2	0.1	0.4	0.1	0.2	0.3	0.2	0.3	-	-	-	0.6	7.7
<i>Item 22330 Subject A01b</i>	<i>N 9539</i>	<i>4476</i>	<i>4779</i>	<i>6521</i>	<i>1103</i>	<i>2005</i>	<i>2495</i>	<i>3430</i>	<i>1609</i>	<i>7180</i>	<i>1774</i>	<i>4690</i>	<i>2140</i>	<i>1079</i>	<i>1366</i>	<i>159</i>
<b>B10I: . . . during the last 30 days?</b>																
1. 0 occasions	98.4	98.2	98.7	98.2	99.8	98.0	98.6	98.6	98.4	98.7	97.5	100.0	100.0	99.1	93.2	69.1
2. 1-2	0.8	0.9	0.9	1.0	-	1.2	0.7	0.7	1.1	0.7	1.2	-	-	0.9	4.0	10.0
3. 3-5	0.3	0.5	0.1	0.4	0.1	0.3	0.4	0.2	0.4	0.3	0.4	-	-	-	1.3	7.1
4. 6-9	0.2	0.3	0.1	0.2	0.1	0.2	0.2	0.3	0.1	0.1	0.4	-	-	-	0.7	6.7
5. 10-19	0.1	0.1	0.1	0.1	-	0.2	0.1	*	*	0.1	0.2	-	-	-	0.2	3.8
6. 20-39	*	*	*	*	-	0.1	-	*	*	*	0.1	-	-	-	0.1	0.7
7. 40 or more	0.1	0.1	0.1	0.1	0.1	0.1	*	0.2	-	0.1	0.2	-	-	-	0.4	2.8
<i>Item 22340 Subject A01c</i>	<i>N 9536</i>	<i>4470</i>	<i>4781</i>	<i>6521</i>	<i>1102</i>	<i>2002</i>	<i>2494</i>	<i>3431</i>	<i>1609</i>	<i>7179</i>	<i>1771</i>	<i>4689</i>	<i>2140</i>	<i>1079</i>	<i>1366</i>	<i>157</i>

\* = less than .05 percent.



## 29

\*=less than .05 percent.



## MONITORING THE FUTURE

QUESTIONNAIRE FORM 1-6 1996	TOTAL	SEX		RACE		REGION				COLLEGE PLANS?		ILLICIT DRUG USE: LIFETIME				
		M	F	White	Black	NE	NC	S	W	Yes	No	None	Mari- juana Only	Few Pills	More Pills	Any Her- oin
<i>N (Weighted No. of Cases):</i> <i>% of Weighted Total:</i>	14824 100.0	6806 45.9	7261 49.0	9890 66.7	1719 11.6	3122 21.1	3878 26.2	5345 36.1	2479 16.7	10954 73.9	2746 18.5	7101 47.9	3254 22.0	1654 11.2	2149 14.5	263 1.8
<b>B11F:</b> . . . during the last 30 days?																
1. 0 occasions	98.9	98.4	99.4	99.1	99.9	98.7	99.0	99.1	98.5	99.2	98.0	100.0	100.0	99.5	95.9	78.7
2. 1-2	0.4	0.5	0.3	0.4	-	0.6	0.3	0.3	0.3	0.4	0.6	-	-	0.5	1.1	7.8
3. 3-5	0.1	0.2	*	0.1	-	0.2	0.2	0.1	0.1	0.1	0.2	-	-	-	0.5	2.7
4. 6-9	0.4	0.6	0.2	0.3	-	-	0.4	0.4	0.9	0.2	0.8	-	-	-	1.7	6.1
5. 10-19	0.1	0.2	0.1	0.1	-	0.2	*	0.1	0.2	0.1	0.3	-	-	-	0.2	4.1
6. 20-39	*	0.1	-	-	-	-	0.1	-	0.1	-	0.2	-	-	-	0.1	0.6
7. 40 or more	0.1	0.1	0.1	*	0.1	0.3	-	-	0.1	0.1	-	-	-	-	0.5	-
<i>Item 24400 Subject A01c</i>	<i>N 4847</i>	<i>2253</i>	<i>2437</i>	<i>3305</i>	<i>585</i>	<i>1016</i>	<i>1276</i>	<i>1734</i>	<i>820</i>	<i>3690</i>	<i>938</i>	<i>2349</i>	<i>1070</i>	<i>555</i>	<i>732</i>	<i>95</i>
The next questions are about QUAALUDES (Methaqualone).																
Quaaludes are sometimes called: soapers, quads, ludes.																
<b>B12:</b> (FORM 1 ONLY) On how many occasions (if any) have you taken quaaludes on your own—that is, without a doctor telling you to take them . . .																
<b>B12A:</b> . . . use in your lifetime?																
1. 0 occasions	98.0	97.7	98.9	98.3	99.5	98.6	98.1	97.4	98.4	98.8	97.4	100.0	100.0	97.0	90.3	73.1
2. 1-2	1.1	1.0	0.8	0.7	0.5	1.4	1.6	0.7	0.7	0.7	1.6	-	-	3.0	4.4	14.2
3. 3-5	0.4	0.7	0.1	0.4	-	-	0.4	0.6	0.5	0.2	0.7	-	-	-	2.7	2.9
4. 6-9	0.1	0.1	0.1	0.2	-	-	-	0.4	-	0.1	-	-	-	-	0.5	5.2
5. 10-19	0.1	0.1	-	0.1	-	-	-	0.2	0.2	-	0.3	-	-	-	0.6	2.1
6. 20-39	-	-	-	-	-	-	-	-	-	-	-	-	-	-	-	-
7. 40 or more	0.2	0.4	0.1	0.3	-	-	-	0.6	0.2	0.3	-	-	-	-	1.6	2.5
<i>Item 1010 Subject A01a</i>	<i>N 2309</i>	<i>1046</i>	<i>1169</i>	<i>1556</i>	<i>251</i>	<i>483</i>	<i>612</i>	<i>818</i>	<i>396</i>	<i>1699</i>	<i>407</i>	<i>1187</i>	<i>513</i>	<i>224</i>	<i>315</i>	<i>30</i>
<b>B12B:</b> . . . during the last 12 months?																
1. 0 occasions	98.9	98.7	99.4	99.1	99.5	99.7	99.1	98.1	99.1	99.2	98.9	100.0	100.0	97.7	94.4	88.5
2. 1-2	0.7	0.6	0.5	0.5	0.5	0.3	0.9	0.7	0.7	0.5	0.7	-	-	2.3	2.7	6.5
3. 3-5	0.2	0.2	*	0.1	-	-	-	0.4	-	0.1	0.2	-	-	-	0.9	2.9
4. 6-9	0.1	0.1	-	0.1	-	-	-	0.1	0.2	-	0.3	-	-	-	0.4	2.1
5. 10-19	-	-	-	-	-	-	-	-	-	-	-	-	-	-	-	-
6. 20-39	0.2	0.4	-	0.3	-	-	-	0.6	-	0.2	-	-	-	-	1.6	-
7. 40 or more	-	-	-	-	-	-	-	-	-	-	-	-	-	-	-	-
<i>Item 1020 Subject A01b</i>	<i>N 2310</i>	<i>1046</i>	<i>1169</i>	<i>1557</i>	<i>251</i>	<i>483</i>	<i>612</i>	<i>818</i>	<i>396</i>	<i>1699</i>	<i>407</i>	<i>1187</i>	<i>513</i>	<i>224</i>	<i>315</i>	<i>30</i>
<b>B12C:</b> . . . during the last 30 days?																
1. 0 occasions	99.4	99.3	99.7	99.6	99.5	100.0	99.3	99.0	99.8	99.6	99.2	100.0	100.0	98.5	97.7	91.1
2. 1-2	0.3	0.2	0.3	*	0.5	-	0.7	0.2	0.2	0.2	0.5	-	-	1.5	0.4	6.1
3. 3-5	0.1	0.1	-	0.1	-	-	-	0.3	-	-	0.3	-	-	-	0.4	2.9
4. 6-9	-	-	-	-	-	-	-	-	-	-	-	-	-	-	-	-
5. 10-19	0.2	0.4	-	0.3	-	-	-	0.6	-	0.2	-	-	-	-	1.6	-
6. 20-39	-	-	-	-	-	-	-	-	-	-	-	-	-	-	-	-
7. 40 or more	-	-	-	-	-	-	-	-	-	-	-	-	-	-	-	-
<i>Item 1030 Subject A01c</i>	<i>N 2309</i>	<i>1046</i>	<i>1169</i>	<i>1556</i>	<i>251</i>	<i>483</i>	<i>612</i>	<i>818</i>	<i>396</i>	<i>1699</i>	<i>407</i>	<i>1187</i>	<i>513</i>	<i>224</i>	<i>315</i>	<i>30</i>
<b>B13:</b> Barbiturates are sometimes prescribed by doctors to help people relax or get to sleep. They are sometimes called downs, downers, goofballs, yellows, reds, blues, rainbows. On how many occasions (if any) have you taken barbiturates on your own—that is, without a doctor telling you to take them . . .																
<b>B13A:</b> . . . in your lifetime?																
1. 0 occasions	92.4	91.9	93.3	91.8	98.3	91.7	92.4	92.0	94.2	93.4	89.4	100.0	100.0	86.4	66.2	39.9
2. 1-2	3.2	3.1	3.2	3.5	0.8	4.0	3.7	2.6	2.8	2.8	4.5	-	-	13.6	9.7	14.1
3. 3-5	1.6	1.8	1.4	1.9	0.5	1.6	1.4	2.2	0.8	1.4	2.2	-	-	-	10.0	9.1
4. 6-9	0.8	0.8	0.8	0.9	*	0.7	0.8	1.0	0.7	0.7	1.1	-	-	-	4.9	6.6
5. 10-19	0.8	0.8	0.7	0.9	*	0.7	0.8	0.8	0.7	0.6	1.3	-	-	-	3.7	12.1
6. 20-39	0.3	0.4	0.3	0.4	*	0.5	0.3	0.3	0.3	0.3	0.3	-	-	-	1.7	4.7
7. 40 or more	0.8	1.1	0.4	0.7	0.3	0.8	0.6	1.2	0.5	0.7	1.2	-	-	-	3.9	13.4
<i>Item 1040 Subject A01a</i>	<i>N 14373</i>	<i>6725</i>	<i>7199</i>	<i>9821</i>	<i>1682</i>	<i>3014</i>	<i>3776</i>	<i>5154</i>	<i>2429</i>	<i>10848</i>	<i>2710</i>	<i>7015</i>	<i>3214</i>	<i>1632</i>	<i>2105</i>	<i>256</i>

\* = less than .05 percent.



DESCRIPTIVE RESULTS: 1996

31

QUESTIONNAIRE FORM 1-6 1996	TOTAL	SEX		RACE		REGION				COLLEGE PLANS?		ILLICIT DRUG USE: LIFETIME				
		M	F	White	Black	NE	NC	S	W	Yes	No	None	Mari- juana Only	Few Pills	More Pills	Any Her- oin
<i>N (Weighted No. of Cases):</i> <i>% of Weighted Total:</i>	14824 100.0	6806 45.9	7261 49.0	9890 66.7	1719 11.6	3122 21.1	3878 26.2	5345 36.1	2479 16.7	10954 73.9	2746 18.5	7101 47.9	3254 22.0	1654 11.2	2149 14.5	263 1.8
<b>B13B:</b> . . . during the last 12 months?																
1. 0 occasions	95.1	94.8	95.6	94.4	99.2	94.5	95.1	94.6	96.7	95.7	93.3	100.0	100.0	95.3	75.5	53.8
2. 1-2	2.4	2.5	2.3	2.8	0.2	3.2	2.6	2.3	1.6	2.2	3.2	-	-	4.7	11.3	14.1
3. 3-5	0.9	1.0	0.9	1.2	0.2	0.8	0.8	1.2	0.9	0.8	1.4	-	-	-	5.4	8.4
4. 6-9	0.6	0.7	0.5	0.7	-	0.5	0.8	0.7	0.2	0.6	0.7	-	-	-	3.5	5.8
5. 10-19	0.4	0.4	0.3	0.4	*	0.7	0.3	0.3	0.3	0.3	0.5	-	-	-	1.6	8.1
6. 20-39	0.3	0.4	0.1	0.3	0.1	0.2	0.1	0.4	0.2	0.3	0.3	-	-	-	1.2	5.0
7. 40 or more	0.3	0.4	0.2	0.3	0.1	0.2	0.2	0.5	0.1	0.2	0.7	-	-	-	1.4	4.8
<i>Item 1050 Subject A01b</i>	<i>N 14376</i>	<i>6728</i>	<i>7199</i>	<i>9821</i>	<i>1682</i>	<i>3014</i>	<i>3778</i>	<i>5157</i>	<i>2427</i>	<i>10854</i>	<i>2708</i>	<i>7018</i>	<i>3214</i>	<i>1630</i>	<i>2104</i>	<i>259</i>
<b>B13C:</b> . . . during the last 30 days?																
1. 0 occasions	97.9	97.7	98.2	97.7	99.5	97.8	98.0	97.5	98.8	98.2	97.0	100.0	100.0	98.9	89.7	74.4
2. 1-2	1.2	1.2	1.1	1.3	0.2	1.5	1.1	1.2	0.8	1.0	1.7	-	-	1.1	6.0	11.5
3. 3-5	0.3	0.2	0.3	0.3	0.1	0.2	0.3	0.4	0.1	0.3	0.3	-	-	-	1.7	1.7
4. 6-9	0.2	0.3	0.1	0.3	*	0.2	0.4	0.2	0.1	0.2	0.2	-	-	-	0.8	5.5
5. 10-19	0.3	0.5	0.1	0.2	0.1	0.2	0.2	0.5	0.2	0.2	0.8	-	-	-	1.3	6.2
6. 20-39	*	*	0.1	0.1	-	0.1	-	0.1	-	0.1	-	-	-	-	0.3	0.2
7. 40 or more	*	0.1	*	*	0.1	*	-	0.1	*	*	0.1	-	-	-	0.2	0.6
<i>Item 1060 Subject A01c</i>	<i>N 14368</i>	<i>6725</i>	<i>7195</i>	<i>9819</i>	<i>1683</i>	<i>3013</i>	<i>3775</i>	<i>5153</i>	<i>2427</i>	<i>10850</i>	<i>2707</i>	<i>7017</i>	<i>3214</i>	<i>1630</i>	<i>2100</i>	<i>255</i>
<b>B14:</b> Tranquilizers are sometimes prescribed by doctors to calm people down, quiet their nerves, or relax their muscles. Librium, Valium, and Miltown are all tranquilizers. On how many occasions (if any) have you taken tranquilizers on your own—that is, without a doctor telling you to take them . . .																
<b>B14A:</b> . . . in your lifetime?																
1. 0 occasions	92.8	92.4	93.4	91.8	98.5	92.2	93.5	92.0	94.2	93.4	91.0	100.0	100.0	84.2	70.1	43.1
2. 1-2	3.6	3.6	3.7	4.2	0.9	3.7	3.3	3.9	3.6	3.5	4.3	-	-	15.8	10.7	16.7
3. 3-5	1.3	1.4	1.2	1.6	0.2	1.6	1.4	1.3	1.1	1.1	2.0	-	-	-	8.3	7.6
4. 6-9	0.6	0.6	0.6	0.7	-	0.8	0.4	0.8	0.3	0.6	0.6	-	-	-	3.4	5.7
5. 10-19	0.6	0.7	0.5	0.7	0.1	0.7	0.6	0.7	0.5	0.6	0.6	-	-	-	3.1	10.6
6. 20-39	0.4	0.5	0.2	0.4	*	0.4	0.3	0.4	0.2	0.3	0.5	-	-	-	1.9	3.9
7. 40 or more	0.6	0.8	0.4	0.6	0.3	0.6	0.4	1.0	0.1	0.5	1.0	-	-	-	2.4	12.3
<i>Item 1070 Subject A01a</i>	<i>N 14357</i>	<i>6712</i>	<i>7200</i>	<i>9820</i>	<i>1679</i>	<i>3020</i>	<i>3766</i>	<i>5153</i>	<i>2418</i>	<i>10854</i>	<i>2706</i>	<i>7024</i>	<i>3209</i>	<i>1624</i>	<i>2095</i>	<i>255</i>
<b>B14B:</b> . . . during the last 12 months?																
1. 0 occasions	95.4	95.0	96.0	94.8	99.1	95.2	95.6	94.7	97.0	95.8	94.4	100.0	100.0	93.8	78.8	56.6
2. 1-2	2.5	2.3	2.6	2.9	0.5	2.5	2.7	2.6	1.7	2.4	2.8	-	-	6.2	10.4	14.7
3. 3-5	0.7	0.9	0.5	0.8	*	0.8	0.5	0.9	0.7	0.7	0.9	-	-	-	4.2	7.1
4. 6-9	0.5	0.6	0.4	0.6	-	0.7	0.5	0.5	0.2	0.5	0.5	-	-	-	2.8	4.4
5. 10-19	0.4	0.5	0.3	0.5	0.1	0.5	0.4	0.4	0.2	0.3	0.6	-	-	-	1.7	7.9
6. 20-39	0.1	0.1	0.1	0.2	*	0.2	0.1	0.2	0.1	0.1	0.1	-	-	-	0.8	1.2
7. 40 or more	0.3	0.6	0.1	0.3	0.2	0.2	0.2	0.7	*	0.3	0.6	-	-	-	1.3	8.0
<i>Item 1080 Subject A01b</i>	<i>N 14357</i>	<i>6717</i>	<i>7195</i>	<i>9819</i>	<i>1681</i>	<i>3020</i>	<i>3765</i>	<i>5154</i>	<i>2418</i>	<i>10857</i>	<i>2703</i>	<i>7024</i>	<i>3212</i>	<i>1622</i>	<i>2092</i>	<i>255</i>
<b>B14C:</b> . . . during the last 30 days?																
1. 0 occasions	98.0	97.7	98.4	97.9	99.4	98.0	98.0	97.5	99.2	98.3	97.1	100.0	100.0	98.6	90.6	74.1
2. 1-2	1.1	1.1	1.0	1.2	0.2	1.1	1.4	1.2	0.4	1.0	1.4	-	-	1.4	5.3	9.9
3. 3-5	0.4	0.4	0.3	0.5	-	0.4	0.3	0.4	0.3	0.3	0.6	-	-	-	1.9	5.0
4. 6-9	0.2	0.3	0.1	0.2	0.1	0.2	0.2	0.3	*	0.2	0.2	-	-	-	0.8	4.1
5. 10-19	0.1	0.1	0.1	0.1	0.2	0.2	0.1	0.2	0.1	0.1	0.4	-	-	-	0.5	3.2
6. 20-39	0.1	0.2	*	0.1	-	*	-	0.3	-	0.1	0.2	-	-	-	0.5	2.1
7. 40 or more	0.1	0.1	*	*	0.1	0.1	*	0.1	-	0.1	0.1	-	-	-	0.3	1.6
<i>Item 1090 Subject A01c</i>	<i>N 14350</i>	<i>6710</i>	<i>7194</i>	<i>9813</i>	<i>1680</i>	<i>3016</i>	<i>3760</i>	<i>5153</i>	<i>2421</i>	<i>10850</i>	<i>2700</i>	<i>7025</i>	<i>3214</i>	<i>1619</i>	<i>2086</i>	<i>252</i>
<b>B15:</b> On how many occasions (if any) have you used heroin . . .																
<b>B15A:</b> . . . in your lifetime?																
1. 0 occasions	98.2	97.6	98.8	98.2	99.3	97.6	98.7	98.0	98.5	98.5	97.1	100.0	100.0	100.0	100.0	-
2. 1-2	1.0	1.4	0.6	1.1	0.2	1.2	0.6	1.2	0.7	0.8	1.3	-	-	-	-	53.8
3. 3-5	0.3	0.3	0.2	0.3	*	0.5	0.2	0.3	0.1	0.3	0.4	-	-	-	-	15.1
4. 6-9	0.1	0.1	0.1	0.1	*	0.1	0.1	0.1	0.2	0.1	0.1	-	-	-	-	7.0
5. 10-19	0.1	0.1	0.1	0.1	0.1	0.2	*	0.1	0.2	0.1	0.2	-	-	-	-	6.8
6. 20-39	0.1	0.1	*	0.1	0.1	0.1	0.1	*	0.1	*	0.1	-	-	-	-	3.5
7. 40 or more	0.2	0.4	*	0.2	0.2	0.3	0.2	0.3	0.2	0.1	0.6	-	-	-	-	13.8
<i>Item 1100 Subject A01a</i>	<i>N 14355</i>	<i>6716</i>	<i>7204</i>	<i>9823</i>	<i>1679</i>	<i>3016</i>	<i>3769</i>	<i>5145</i>	<i>2424</i>	<i>10860</i>	<i>2710</i>	<i>7027</i>	<i>3191</i>	<i>1632</i>	<i>2093</i>	<i>260</i>

\*=less than .05 percent.



## MONITORING THE FUTURE

QUESTIONNAIRE FORM 1-6 1996	TOTAL	SEX		RACE		REGION				COLLEGE PLANS?		ILLICIT DRUG USE: LIFETIME				
		M	F	White	Black	NE	NC	S	W	Yes	No	None	Mari- juana Only	Few Pills	More Pills	Any Her- oin
<i>N (Weighted No. of Cases):</i>	14824	6806	7261	9890	1719	3122	3878	5345	2479	10954	2746	7101	3254	1654	2149	263
<i>% of Weighted Total:</i>	100.0	45.9	49.0	66.7	11.6	21.1	26.2	36.1	16.7	73.9	18.5	47.9	22.0	11.2	14.5	1.8
<b>B15B:</b> . . . during the last 12 months?																
1. 0 occasions	99.0	98.7	99.3	98.9	99.5	98.4	99.3	99.0	99.1	99.2	98.2	100.0	100.0	100.0	100.0	41.7
2. 1-2	0.5	0.7	0.4	0.6	0.1	0.8	0.4	0.4	0.4	0.5	0.7	-	-	-	-	28.3
3. 3-5	0.2	0.2	0.1	0.2	-	0.3	*	0.2	0.1	0.2	0.3	-	-	-	-	9.9
4. 6-9	0.1	*	0.1	0.1	0.1	0.2	*	*	0.2	0.1	0.1	-	-	-	-	4.6
5. 10-19	0.1	0.1	0.1	0.1	0.1	0.1	0.1	*	0.1	0.1	0.3	-	-	-	-	4.9
6. 20-39	0.1	0.1	*	0.1	0.1	*	0.1	0.1	*	*	0.2	-	-	-	-	3.9
7. 40 or more	0.1	0.2	*	0.1	0.1	0.2	0.1	0.1	*	0.1	0.2	-	-	-	-	6.7
<i>Item 1110 Subject A01b</i>	<i>N</i> 14357	6719	7205	9825	1681	3016	3765	5150	2426	10862	2710	7028	3194	1633	2098	253
<b>B15C:</b> . . . during the last 30 days?																
1. 0 occasions	99.5	99.3	99.8	99.6	99.6	99.3	99.7	99.5	99.8	99.7	99.1	100.0	100.0	100.0	100.0	73.5
2. 1-2	0.2	0.2	0.1	0.2	0.1	0.3	0.1	0.2	0.1	0.2	0.2	-	-	-	-	9.9
3. 3-5	0.1	0.1	*	0.1	*	0.1	*	0.1	0.1	*	0.1	-	-	-	-	3.1
4. 6-9	*	*	*	*	0.2	0.1	-	0.1	*	*	0.2	-	-	-	-	2.5
5. 10-19	0.1	0.1	*	*	0.1	0.1	0.1	*	-	*	0.1	-	-	-	-	3.3
6. 20-39	*	0.1	-	*	-	*	*	0.1	-	*	0.2	-	-	-	-	2.7
7. 40 or more	0.1	0.2	*	0.1	0.1	0.2	0.1	0.1	*	0.1	0.1	-	-	-	-	5.0
<i>Item 1120 Subject A01c</i>	<i>N</i> 14353	6716	7205	9822	1680	3015	3765	5148	2425	10862	2708	7028	3192	1633	2096	253
<b>B15:</b> (FORMS 2, 5, AND 6 ONLY) On how many occasions (if any) have you taken heroin using a needle . . .																
<b>B15D:</b> . . . in your lifetime?																
1. 0 occasions	99.2	98.6	99.8	99.3	99.5	99.2	99.2	99.1	99.4	99.4	98.4	100.0	100.0	100.0	100.0	59.9
2. 1-2	0.3	0.5	0.1	0.3	0.5	0.3	0.3	0.4	0.1	0.3	0.4	-	-	-	-	15.0
3. 3-5	0.1	0.1	0.1	0.1	-	0.2	*	*	0.1	0.1	0.2	-	-	-	-	4.3
4. 6-9	*	0.1	-	*	-	*	0.1	-	-	*	0.1	-	-	-	-	1.6
5. 10-19	*	0.1	*	0.1	-	*	0.1	*	0.1	*	0.1	-	-	-	-	2.3
6. 20-39	0.1	0.3	*	0.2	-	*	0.1	0.2	0.1	*	0.5	-	-	-	-	6.9
7. 40 or more	0.2	0.4	*	0.1	0.1	0.3	0.2	0.1	0.2	0.2	0.3	-	-	-	-	10.1
<i>Item 29630 Subject A01a</i>	<i>N</i> 7258	3365	3687	4991	848	1525	1915	2595	1224	5529	1392	3478	1624	839	1106	148
<b>B15E:</b> . . . during the last 12 months?																
1. 0 occasions	99.5	99.1	99.9	99.5	99.8	99.4	99.6	99.4	99.5	99.7	98.8	100.0	100.0	100.0	100.0	74.3
2. 1-2	0.2	0.3	*	0.1	0.1	0.1	0.1	0.2	0.3	0.2	0.2	-	-	-	-	7.9
3. 3-5	*	*	*	*	-	0.1	-	*	-	*	0.1	-	-	-	-	2.2
4. 6-9	0.1	0.1	*	0.1	-	0.1	0.1	-	0.1	-	0.3	-	-	-	-	2.6
5. 10-19	*	0.1	*	*	-	-	0.1	*	*	*	*	-	-	-	-	1.8
6. 20-39	0.1	0.2	*	0.1	-	0.1	*	0.2	-	*	0.4	-	-	-	-	4.9
7. 40 or more	0.1	0.2	-	0.1	0.1	0.2	0.1	0.1	*	0.1	0.2	-	-	-	-	6.3
<i>Item 29640 Subject A01b</i>	<i>N</i> 7257	3363	3688	4992	848	1525	1913	2594	1224	5529	1390	3478	1624	839	1106	146
<b>B15F:</b> . . . during the last 30 days?																
1. 0 occasions	99.6	99.3	100.0	99.6	99.9	99.5	99.7	99.5	99.8	99.7	99.1	100.0	100.0	100.0	100.0	80.7
2. 1-2	0.1	0.2	-	0.1	-	0.1	-	0.1	0.1	0.1	0.2	-	-	-	-	3.9
3. 3-5	*	-	*	0.1	-	0.1	*	-	0.1	*	0.2	-	-	-	-	1.8
4. 6-9	*	0.1	-	*	-	*	-	0.1	-	*	0.1	-	-	-	-	1.2
5. 10-19	0.1	0.1	*	*	-	0.1	0.2	0.1	-	0.1	0.2	-	-	-	-	4.7
6. 20-39	0.1	0.1	-	0.1	-	*	-	0.2	-	*	0.3	-	-	-	-	3.0
7. 40 or more	0.1	0.2	-	0.1	0.1	0.2	0.1	0.1	*	0.1	0.1	-	-	-	-	4.7
<i>Item 29650 Subject A01c</i>	<i>N</i> 7262	3367	3687	4994	848	1525	1915	2596	1226	5533	1390	3480	1624	839	1106	147
<b>B15:</b> (FORMS 2, 5, AND 6 ONLY) On how many occasions (if any) have you taken heroin WITHOUT using a needle...																
<b>B15G:</b> ... in your lifetime?																
1. 0 occasions	98.3	97.7	98.9	98.0	99.9	97.6	99.0	98.1	98.6	98.5	97.5	100.0	100.0	100.0	100.0	15.8
2. 1-2	0.9	1.2	0.7	1.2	-	1.2	0.6	1.2	0.6	0.8	1.3	-	-	-	-	46.8
3. 3-5	0.2	0.3	0.2	0.2	-	0.4	0.1	0.2	0.4	0.3	0.2	-	-	-	-	11.7
4. 6-9	0.2	0.1	0.2	0.2	-	0.3	*	0.2	0.1	0.2	0.1	-	-	-	-	8.4
5. 10-19	0.1	0.3	*	0.1	-	0.2	0.1	0.1	0.3	0.1	0.3	-	-	-	-	7.1
6. 20-39	0.1	0.1	*	0.1	-	0.1	0.1	-	*	*	0.1	-	-	-	-	2.8
7. 40 or more	0.1	0.3	*	0.1	0.1	0.1	0.1	0.2	-	0.1	0.5	-	-	-	-	7.3
<i>Item 29660 Subject A01a</i>	<i>N</i> 7242	3365	3686	4994	845	1523	1908	2588	1223	5519	1386	3470	1622	838	1100	147



DESCRIPTIVE RESULTS: 1996

33

QUESTIONNAIRE FORM 1-6 1996	TOTAL	SEX		RACE		REGION				COLLEGE PLANS?		ILLICIT DRUG USE: LIFETIME				
		M	F	White	Black	NE	NC	S	W	Yes	No	None	Mari- juana Only	Few Pills	More Pills	Any Her- oin
<i>N (Weighted No. of Cases):</i> <i>% of Weighted Total:</i>	14824 100.0	6806 45.9	7261 49.0	9890 66.7	1719 11.6	3122 21.1	3878 26.2	5345 36.1	2479 16.7	10954 73.9	2746 18.5	7101 47.9	3254 22.0	1654 11.2	2149 14.5	263 1.8
<b>B15H:</b> . . . during the last 12 months?																
1. 0 occasions	99.0	98.7	99.3	98.9	99.9	98.1	99.5	99.1	99.3	99.2	98.3	100.0	100.0	100.0	100.0	53.0
2. 1-2	0.6	0.7	0.5	0.7	-	1.1	0.3	0.5	0.5	0.4	1.1	-	-	-	-	28.2
3. 3-5	0.2	0.3	0.1	0.3	-	0.4	*	0.3	0.1	0.2	0.2	-	-	-	-	10.1
4. 6-9	0.1	0.1	*	0.1	-	0.1	0.1	*	*	*	0.2	-	-	-	-	2.9
5. 10-19	*	0.1	*	*	0.1	0.1	*	*	*	*	*	-	-	-	-	2.0
6. 20-39	*	*	*	*	-	0.1	-	*	-	*	*	-	-	-	-	1.0
7. 40 or more	0.1	0.1	-	*	-	0.1	*	0.1	-	*	0.1	-	-	-	-	2.9
<i>Item 29670 Subject A01b</i>	<i>N 7247</i>	<i>3369</i>	<i>3687</i>	<i>4997</i>	<i>846</i>	<i>1523</i>	<i>1910</i>	<i>2591</i>	<i>1223</i>	<i>5520</i>	<i>1388</i>	<i>3472</i>	<i>1622</i>	<i>838</i>	<i>1101</i>	<i>148</i>
<b>B15I:</b> . . . during the last 30 days?																
1. 0 occasions	99.7	99.5	99.8	99.7	99.9	99.3	99.8	99.6	99.9	99.7	99.5	100.0	100.0	100.0	100.0	82.9
2. 1-2	0.2	0.2	0.1	0.2	-	0.3	*	0.3	*	0.2	0.2	-	-	-	-	9.2
3. 3-5	*	*	*	*	0.1	0.1	-	*	0.1	*	0.1	-	-	-	-	1.3
4. 6-9	*	0.1	-	*	-	*	0.1	-	*	*	*	-	-	-	-	1.6
5. 10-19	0.1	0.1	*	*	-	0.1	*	0.1	-	*	0.2	-	-	-	-	2.6
6. 20-39	*	*	-	*	-	0.1	-	-	-	*	-	-	-	-	-	0.9
7. 40 or more	*	0.1	-	*	-	0.1	*	-	-	*	-	-	-	-	-	1.5
<i>Item 29680 Subject A01c</i>	<i>N 7246</i>	<i>3367</i>	<i>3687</i>	<i>4995</i>	<i>846</i>	<i>1523</i>	<i>1910</i>	<i>2590</i>	<i>1223</i>	<i>5520</i>	<i>1386</i>	<i>3470</i>	<i>1622</i>	<i>838</i>	<i>1101</i>	<i>147</i>
<b>B16:</b> There are a number of narcotics other than heroin, such as methadone, opium, morphine, codeine, demerol, paregoric, talwin, and laudanum. These are sometimes prescribed by doctors.																
On how many occasions (if any) have you taken narcotics other than heroin on your own—that is, without a doctor telling you to take them . . .																
<b>B16A:</b> . . . in your lifetime?																
1. 0 occasions	91.8	90.7	92.9	90.2	97.7	90.8	91.2	92.2	93.0	92.5	89.7	100.0	100.0	84.6	64.2	29.0
2. 1-2	3.8	4.0	3.7	4.6	1.0	4.4	4.0	3.7	3.2	3.7	4.2	-	-	15.4	12.0	18.4
3. 3-5	1.6	1.8	1.3	1.9	0.6	1.7	1.8	1.4	1.4	1.4	1.9	-	-	-	9.2	13.1
4. 6-9	1.0	1.0	0.8	1.1	0.3	1.0	1.0	0.9	1.1	0.8	1.4	-	-	-	5.2	11.3
5. 10-19	0.7	0.9	0.6	0.9	*	1.0	1.0	0.6	0.4	0.6	1.1	-	-	-	3.8	9.9
6. 20-39	0.4	0.6	0.3	0.6	0.2	0.3	0.7	0.4	0.2	0.4	0.8	-	-	-	2.2	7.0
7. 40 or more	0.7	0.9	0.5	0.7	0.2	0.8	0.4	0.9	0.8	0.6	0.9	-	-	-	3.4	11.4
<i>Item 1130 Subject A01a</i>	<i>N 14304</i>	<i>6712</i>	<i>7194</i>	<i>9817</i>	<i>1675</i>	<i>3002</i>	<i>3754</i>	<i>5124</i>	<i>2424</i>	<i>10835</i>	<i>2693</i>	<i>6999</i>	<i>3192</i>	<i>1627</i>	<i>2079</i>	<i>256</i>
<b>B16B:</b> . . . during the last 12 months?																
1. 0 occasions	94.6	93.6	95.6	93.6	98.7	93.9	94.0	94.9	95.9	95.1	93.0	100.0	100.0	93.2	74.0	50.9
2. 1-2	2.8	3.1	2.5	3.4	0.7	2.9	3.5	2.6	2.1	2.5	3.7	-	-	6.8	12.0	17.9
3. 3-5	1.0	1.2	0.7	1.2	0.2	1.2	1.0	0.9	0.7	0.9	1.1	-	-	-	5.9	5.8
4. 6-9	0.6	0.7	0.5	0.7	0.1	0.7	0.6	0.6	0.5	0.6	0.8	-	-	-	3.1	8.3
5. 10-19	0.5	0.7	0.3	0.6	0.1	0.6	0.6	0.5	0.2	0.4	0.7	-	-	-	2.3	8.0
6. 20-39	0.3	0.4	0.2	0.3	*	0.2	0.4	0.3	0.2	0.3	0.3	-	-	-	1.5	4.5
7. 40 or more	0.2	0.3	0.2	0.2	0.2	0.4	0.1	0.2	0.3	0.2	0.5	-	-	-	1.1	4.6
<i>Item 1140 Subject A01b</i>	<i>N 14299</i>	<i>6710</i>	<i>7190</i>	<i>9809</i>	<i>1675</i>	<i>3004</i>	<i>3754</i>	<i>5119</i>	<i>2423</i>	<i>10836</i>	<i>2683</i>	<i>7002</i>	<i>3196</i>	<i>1625</i>	<i>2072</i>	<i>253</i>
<b>B16C:</b> . . . during the last 30 days?																
1. 0 occasions	98.0	97.5	98.5	97.7	99.3	98.1	97.6	98.0	98.4	98.3	97.3	100.0	100.0	98.3	90.5	74.8
2. 1-2	1.1	1.3	1.0	1.3	0.3	1.0	1.5	1.0	1.0	1.0	1.5	-	-	1.7	5.2	10.8
3. 3-5	0.3	0.5	0.2	0.4	0.2	0.4	0.5	0.3	0.2	0.3	0.4	-	-	-	1.7	5.3
4. 6-9	0.2	0.2	0.1	0.2	*	0.2	0.1	0.2	0.1	0.1	0.1	-	-	-	0.7	2.8
5. 10-19	0.2	0.3	0.1	0.2	-	0.2	0.2	0.3	0.1	0.2	0.4	-	-	-	1.1	4.2
6. 20-39	0.1	*	0.1	0.1	-	0.1	0.1	-	-	*	0.1	-	-	-	0.4	0.2
7. 40 or more	0.1	0.1	*	0.1	0.2	0.1	-	0.1	0.2	0.1	0.2	-	-	-	0.4	2.1
<i>Item 1150 Subject A01c</i>	<i>N 14297</i>	<i>6713</i>	<i>7186</i>	<i>9807</i>	<i>1679</i>	<i>3002</i>	<i>3756</i>	<i>5118</i>	<i>2421</i>	<i>10831</i>	<i>2684</i>	<i>7004</i>	<i>3194</i>	<i>1628</i>	<i>2068</i>	<i>250</i>
<b>B17:</b> (FORMS 2-6 ONLY) On how many occasions (if any) have you sniffed glue, or breathed the contents of aerosol spray cans, or inhaled any other gases or sprays in order to get high . . .																

\*=less than .05 percent.



## MONITORING THE FUTURE

QUESTIONNAIRE FORM 1-6 1996	TOTAL	SEX		RACE		REGION				COLLEGE PLANS?		ILLICIT DRUG USE: LIFETIME				
		M	F	White	Black	NE	NC	S	W	Yes	No	None	Mari- juana Only	Few Pills	More Pills	Any Her- oin
<i>N (Weighted No. of Cases):</i>	14824	6806	7261	9890	1719	3122	3878	5345	2479	10954	2746	7101	3254	1654	2149	263
<i>% of Weighted Total:</i>	100.0	45.9	49.0	66.7	11.6	21.1	26.2	36.1	16.7	73.9	18.5	47.9	22.0	11.2	14.5	1.8
<b>B17A:</b> . . . in your lifetime?																
1. 0 occasions	83.4	80.7	85.8	81.0	93.7	79.8	83.5	84.8	84.7	84.5	79.8	95.7	85.4	70.2	55.2	39.6
2. 1-2	8.4	9.2	7.7	9.5	3.7	9.0	9.1	7.7	7.9	7.9	10.5	3.0	9.2	17.8	17.3	12.0
3. 3-5	3.3	3.6	3.0	3.8	1.4	3.9	3.2	3.2	2.9	3.0	3.4	0.8	2.5	6.4	9.4	10.5
4. 6-9	1.8	2.3	1.4	2.1	0.5	2.6	1.7	1.7	1.2	1.6	2.4	0.2	1.3	2.7	6.0	11.5
5. 10-19	1.6	1.9	1.1	1.8	0.2	1.9	1.4	1.4	1.7	1.5	1.7	0.2	1.0	2.2	6.0	5.9
6. 20-39	0.7	0.8	0.5	0.8	0.2	1.2	0.4	0.5	0.9	0.6	0.8	*	0.3	0.2	3.0	7.8
7. 40 or more	0.9	1.4	0.5	1.1	0.2	1.5	0.7	0.8	0.7	0.8	1.4	0.1	0.4	0.6	3.0	12.6
<i>Item 1160 Subject A01a</i>	<i>N 12010</i>	<i>5674</i>	<i>6018</i>	<i>8256</i>	<i>1428</i>	<i>2523</i>	<i>3151</i>	<i>4305</i>	<i>2031</i>	<i>9137</i>	<i>2282</i>	<i>5801</i>	<i>2690</i>	<i>1405</i>	<i>1781</i>	<i>222</i>
<b>B17B:</b> . . . during the last 12 months?																
1. 0 occasions	92.4	90.9	93.9	91.2	97.8	89.2	92.4	93.5	94.0	92.7	91.8	98.6	94.5	87.9	76.6	58.8
2. 1-2	4.0	4.5	3.7	4.7	1.5	5.2	4.6	3.4	3.1	3.9	4.5	1.0	3.5	8.0	10.9	9.5
3. 3-5	1.5	1.8	1.1	1.7	0.4	2.4	1.2	1.3	1.3	1.4	1.4	0.1	0.9	2.4	4.6	14.6
4. 6-9	0.9	1.1	0.6	0.9	0.2	1.1	0.9	0.7	0.9	0.9	0.8	0.1	0.5	0.9	3.2	4.8
5. 10-19	0.5	0.7	0.4	0.7	0.1	1.0	0.5	0.5	0.1	0.5	0.6	0.1	0.2	0.4	2.1	3.8
6. 20-39	0.3	0.5	0.2	0.4	*	0.5	0.2	0.3	0.4	0.3	0.3	-	0.2	0.1	1.4	3.2
7. 40 or more	0.4	0.6	0.2	0.4	*	0.6	0.3	0.3	0.3	0.3	0.6	*	0.1	0.2	1.2	5.2
<i>Item 1170 Subject A01b</i>	<i>N 11998</i>	<i>5662</i>	<i>6017</i>	<i>8244</i>	<i>1424</i>	<i>2519</i>	<i>3148</i>	<i>4306</i>	<i>2024</i>	<i>9128</i>	<i>2281</i>	<i>5800</i>	<i>2687</i>	<i>1395</i>	<i>1780</i>	<i>223</i>
<b>B17C:</b> . . . during the last 30 days?																
1. 0 occasions	97.5	96.9	98.0	97.1	99.1	96.1	97.3	97.9	98.3	97.6	97.1	99.5	98.4	97.7	91.3	79.1
2. 1-2	1.5	1.6	1.4	1.8	0.5	1.9	1.7	1.3	1.2	1.4	1.8	0.3	1.1	1.7	5.1	9.2
3. 3-5	0.4	0.5	0.3	0.5	0.2	0.8	0.4	0.3	0.1	0.4	0.4	0.1	0.3	0.2	1.4	3.5
4. 6-9	0.2	0.3	0.2	0.3	0.1	0.5	0.3	0.2	0.1	0.2	0.4	0.1	0.1	-	0.9	3.2
5. 10-19	0.2	0.3	0.1	0.1	0.1	0.2	0.1	0.2	0.1	0.2	0.1	*	*	0.2	0.6	1.7
6. 20-39	0.1	0.1	0.1	0.1	-	0.3	*	*	0.1	0.1	0.1	-	0.1	0.1	0.4	0.9
7. 40 or more	0.1	0.2	*	0.1	-	0.3	0.1	0.1	-	0.1	0.1	-	*	0.1	0.3	2.4
<i>Item 1180 Subject A01c</i>	<i>N 11988</i>	<i>5658</i>	<i>6013</i>	<i>8244</i>	<i>1421</i>	<i>2518</i>	<i>3143</i>	<i>4306</i>	<i>2021</i>	<i>9122</i>	<i>2280</i>	<i>5801</i>	<i>2686</i>	<i>1394</i>	<i>1773</i>	<i>219</i>

\* = less than .05 percent.



DESCRIPTIVE RESULTS: 1996

35

QUESTIONNAIRE FORM 1 1996	TOTAL	SEX		RACE		REGION				COLLEGE PLANS?		ILLICIT DRUG USE: LIFETIME				
		M	F	White	Black	NE	NC	S	W	Yes	No	None	Mari- juana Only	Few Pills	More Pills	Any Her- oin
<i>N (Weighted No. of Cases):</i> <i>% of Weighted Total:</i>	2466 100.0	1084 43.9	1197 48.5	1587 64.3	269 10.9	518 21.0	643 26.1	893 36.2	412 16.7	1737 70.4	425 17.2	1226 49.7	540 21.9	236 9.6	335 13.6	32 1.3
<b>A001:</b> Taking all things together, how would you say things are these days—would you say you're very happy, pretty happy, or not too happy these days?																
3. Very happy	18.9	17.9	19.3	22.1	11.5	16.9	21.2	19.0	17.6	19.5	16.6	21.7	15.1	19.4	15.3	32.7
2. Pretty happy	67.1	67.7	67.4	67.8	66.1	67.2	66.3	69.1	63.8	68.6	64.3	67.5	66.4	67.2	67.0	57.7
1. Not too happy	14.0	14.4	13.3	10.1	22.5	15.9	12.5	11.9	18.6	11.9	19.1	10.7	18.5	13.3	17.7	9.6
<i>Item 1190 Subject P01, Q01</i>	<i>N 2440</i>	<i>1073</i>	<i>1190</i>	<i>1573</i>	<i>267</i>	<i>511</i>	<i>638</i>	<i>883</i>	<i>408</i>	<i>1726</i>	<i>421</i>	<i>1219</i>	<i>532</i>	<i>234</i>	<i>333</i>	<i>31</i>
<b>A002:</b> How much do you agree or disagree with each of the following statements?																
<b>A002A:</b> The nation needs much more long-range planning and coordination to be prepared for the future																
1. Disagree	1.8	1.8	1.9	1.1	2.9	1.8	2.9	0.5	3.2	1.7	2.8	2.0	0.7	2.5	2.0	6.1
2. Mostly disagree	2.6	2.8	2.4	2.0	2.8	3.9	1.3	2.7	3.0	2.1	3.2	2.0	1.9	1.9	4.5	-
3. Neither	13.4	15.2	11.3	14.9	6.9	15.2	14.6	12.2	12.2	12.6	17.0	12.2	15.3	15.1	13.8	12.2
4. Mostly agree	43.1	41.5	45.4	46.4	38.0	38.8	48.1	40.6	45.6	45.4	38.6	43.3	44.2	47.6	43.0	32.1
5. Agree	39.0	38.7	39.0	35.6	49.4	40.3	33.0	44.1	36.0	38.3	38.5	40.5	37.9	33.0	36.6	49.6
<i>Item 1200 Subject I01</i>	<i>N 2423</i>	<i>1073</i>	<i>1179</i>	<i>1569</i>	<i>258</i>	<i>509</i>	<i>637</i>	<i>867</i>	<i>410</i>	<i>1720</i>	<i>415</i>	<i>1209</i>	<i>533</i>	<i>229</i>	<i>333</i>	<i>32</i>
<b>A002B:</b> I enjoy the fast pace and changes of today's world																
1. Disagree	10.2	9.6	10.0	8.2	16.7	9.7	10.2	10.7	9.8	7.5	16.9	10.3	10.0	8.8	9.5	15.4
2. Mostly disagree	16.1	13.9	18.5	17.5	16.8	16.1	16.2	16.5	15.2	16.5	15.4	15.7	18.0	12.4	15.2	14.4
3. Neither	24.3	27.3	21.1	25.5	18.1	23.4	25.4	23.9	24.6	23.4	27.7	24.9	23.0	25.7	23.5	20.4
4. Mostly agree	34.8	33.5	36.9	35.9	32.9	34.7	33.3	35.6	35.8	37.6	25.5	35.8	35.0	37.6	32.9	28.6
5. Agree	14.5	15.7	13.5	12.9	15.4	16.1	14.9	13.2	14.6	15.0	14.6	13.2	14.0	15.4	18.9	21.2
<i>Item 1210 Subject I03, Q02</i>	<i>N 2426</i>	<i>1079</i>	<i>1180</i>	<i>1577</i>	<i>256</i>	<i>512</i>	<i>642</i>	<i>862</i>	<i>410</i>	<i>1722</i>	<i>418</i>	<i>1211</i>	<i>532</i>	<i>233</i>	<i>332</i>	<i>32</i>
<b>A002C:</b> Things change too quickly in today's world																
1. Disagree	10.9	11.8	10.0	10.8	13.6	12.0	14.5	8.1	9.7	11.2	10.2	9.2	11.5	13.0	13.1	15.1
2. Mostly disagree	21.9	23.3	21.0	24.6	13.0	21.2	21.8	23.2	20.5	23.4	15.8	21.6	21.4	25.3	26.4	13.4
3. Neither	21.9	21.7	22.5	23.8	15.1	21.1	25.7	20.1	20.8	23.1	17.9	22.3	19.8	27.1	19.7	11.5
4. Mostly agree	25.9	25.8	25.9	25.2	27.7	26.5	20.7	25.9	33.2	25.9	27.8	28.3	25.0	20.5	22.9	30.7
5. Agree	19.4	17.5	20.6	15.5	30.6	19.2	17.3	22.7	15.8	16.4	28.3	18.6	22.3	14.1	17.9	29.3
<i>Item 1220 Subject I03, Q02</i>	<i>N 2421</i>	<i>1077</i>	<i>1178</i>	<i>1570</i>	<i>259</i>	<i>508</i>	<i>639</i>	<i>864</i>	<i>410</i>	<i>1721</i>	<i>416</i>	<i>1213</i>	<i>530</i>	<i>230</i>	<i>329</i>	<i>32</i>
<b>A002D:</b> I think the times ahead for me will be tougher and less fun than things are now																
1. Disagree	15.2	16.3	14.4	16.7	9.8	17.5	17.9	12.7	13.2	15.5	16.5	15.8	14.4	14.8	13.9	26.1
2. Mostly disagree	20.5	17.8	22.6	22.1	11.7	18.2	18.8	21.7	23.5	21.9	14.4	21.4	20.8	17.4	19.9	17.0
3. Neither	17.9	17.6	17.0	18.5	10.9	14.4	21.5	16.5	19.4	17.9	16.3	18.8	17.3	11.3	19.9	10.8
4. Mostly agree	22.2	22.4	22.5	21.5	28.2	21.5	20.3	23.7	22.5	21.9	22.4	22.7	20.0	28.4	20.1	15.2
5. Agree	24.3	25.9	23.6	21.2	39.4	28.5	21.5	25.3	21.4	22.7	30.4	21.4	27.5	28.0	26.3	30.9
<i>Item 1230 Subject I01, J</i>	<i>N 2421</i>	<i>1076</i>	<i>1179</i>	<i>1572</i>	<i>258</i>	<i>509</i>	<i>638</i>	<i>863</i>	<i>411</i>	<i>1719</i>	<i>419</i>	<i>1210</i>	<i>532</i>	<i>233</i>	<i>327</i>	<i>32</i>
<b>A003:</b> Of all the time you spend with other people, about how much is spent with people over 30?																
1. Very little	19.1	21.4	16.7	17.5	28.9	24.0	16.5	20.9	13.1	18.0	23.5	14.6	24.9	21.2	24.2	14.8
2. Some	41.8	44.0	40.4	44.3	33.7	43.6	44.2	39.2	41.7	43.8	34.8	41.1	42.6	43.5	43.4	46.8
3. About half	30.3	25.9	34.1	30.8	26.5	24.8	31.7	30.3	34.8	30.6	29.4	34.0	25.7	28.4	26.2	33.0
4. Most	6.8	6.8	7.1	6.2	8.1	5.6	6.5	7.0	8.6	6.1	9.5	8.2	5.2	5.5	5.5	-
5. Nearly all	2.0	1.9	1.7	1.4	2.8	2.0	1.2	2.5	1.9	1.5	2.8	2.1	1.6	1.4	0.7	5.4
<i>Item 1240 Subject M02</i>	<i>N 2459</i>	<i>1082</i>	<i>1197</i>	<i>1586</i>	<i>269</i>	<i>515</i>	<i>642</i>	<i>892</i>	<i>411</i>	<i>1736</i>	<i>424</i>	<i>1225</i>	<i>540</i>	<i>236</i>	<i>335</i>	<i>32</i>
<b>A004:</b> Would you like to spend more time, or less time, with people over 30 if you could?																
1. Much less time	4.7	5.0	3.7	3.3	9.7	4.3	5.7	4.5	4.2	4.3	5.3	3.4	5.4	4.8	5.3	22.1
2. Somewhat less time	7.8	8.2	7.4	6.6	11.6	6.9	7.6	7.5	10.2	8.0	8.2	8.1	8.8	5.1	7.0	6.8
3. About the same as now	71.3	71.2	71.7	75.5	58.4	73.0	72.7	71.3	67.0	72.0	68.4	72.4	70.7	74.7	71.8	60.3
4. Somewhat more time	13.9	13.1	15.0	12.9	15.0	13.9	12.2	13.8	17.0	13.8	14.5	14.2	13.5	11.9	14.7	10.7
5. Much more time	2.2	2.4	2.2	1.6	5.4	1.9	1.8	3.0	1.6	1.9	3.5	2.0	1.6	3.5	1.1	-
<i>Item 1250 Subject M02</i>	<i>N 2456</i>	<i>1080</i>	<i>1196</i>	<i>1584</i>	<i>269</i>	<i>515</i>	<i>640</i>	<i>892</i>	<i>410</i>	<i>1734</i>	<i>423</i>	<i>1224</i>	<i>538</i>	<i>236</i>	<i>335</i>	<i>32</i>



## MONITORING THE FUTURE

QUESTIONNAIRE FORM 1 1996	TOTAL	SEX		RACE		REGION				COLLEGE PLANS?		ILLICIT DRUG USE: LIFETIME				
		M	F	White	Black	NE	NC	S	W	Yes	No	None	Mari- juana Only	Few Pills	More Pills	Any Her- oin
<i>N (Weighted No. of Cases):</i>	2466	1084	1197	1587	269	518	643	893	412	1737	425	1226	540	236	335	32
<i>% of Weighted Total:</i>	100.0	43.9	48.5	64.3	10.9	21.0	26.1	36.2	16.7	70.4	17.2	49.7	21.9	9.6	13.6	1.3
<b>A005:</b> Would you like to spend more time, or less time, working with or helping younger children?																
1. Much less time	7.4	10.7	4.3	7.5	5.0	8.4	9.3	5.6	6.8	6.4	10.7	5.7	5.2	9.4	12.8	25.5
2. Somewhat less time	5.9	8.4	3.5	5.9	4.8	5.8	5.9	6.2	5.5	4.8	9.0	5.5	5.0	4.5	8.4	4.1
3. About the same as now	33.0	40.7	25.6	34.7	23.9	31.3	31.6	35.1	33.1	32.8	35.8	33.7	35.1	31.8	29.3	31.5
4. Somewhat more time	32.7	29.0	36.2	32.2	34.8	35.8	34.8	29.7	32.3	33.9	26.7	32.2	35.6	37.6	29.0	19.4
5. Much more time	21.0	11.2	30.4	19.8	31.5	18.8	18.5	23.5	22.3	22.1	17.8	22.9	19.0	16.6	20.5	19.6
<i>Item 1260 Subject M02</i>	<i>N</i> 2453	1081	1195	1585	267	514	639	889	411	1732	424	1220	539	235	335	32
<b>A006:</b> The next questions ask how satisfied or dissatisfied you are with several aspects of your life. For each question, mark the circle that shows best how you feel. If you are neutral about something, or are just as satisfied as you are dissatisfied, mark the middle answer.																
How satisfied are you with . . .																
<b>A006A:</b> Your job? (If you have no job, leave blank)																
7. Completely satisfied	18.5	19.3	17.5	18.7	16.9	18.1	18.3	19.9	16.1	17.7	21.2	20.8	15.7	16.0	16.9	27.4
6.	22.0	21.8	22.4	23.9	15.8	23.6	20.7	21.9	22.4	24.4	14.3	24.2	21.4	16.7	22.3	24.0
5.	16.2	16.6	16.6	17.8	10.9	17.3	18.3	15.3	12.9	16.7	16.0	15.2	16.4	23.6	14.5	7.5
4. Neutral	23.0	21.7	23.4	20.1	32.3	20.3	20.7	23.9	29.2	21.5	24.9	22.2	26.5	22.4	19.7	28.0
3.	9.3	10.0	9.6	10.5	9.6	7.6	12.3	8.0	9.4	10.5	8.6	10.0	8.2	11.0	7.7	2.7
2.	4.5	4.7	4.5	4.7	5.0	3.6	4.4	5.7	3.3	4.6	4.1	3.9	5.3	6.1	4.8	2.1
1. Completely dissatisfied	6.4	5.9	5.9	4.3	9.5	9.4	5.3	5.5	6.7	4.6	10.9	3.7	6.7	4.1	14.1	8.2
<i>Item 1270 Subject C01, P02</i>	<i>N</i> 1609	713	771	1116	134	336	465	572	236	1115	304	774	370	157	225	22
<b>A006B:</b> The neighborhood where you live?																
7. Completely satisfied	29.8	30.6	29.2	31.1	24.5	25.0	31.7	32.3	27.4	30.1	30.0	33.5	24.5	23.4	29.6	29.5
6.	22.7	23.6	23.1	25.3	16.2	23.5	20.6	23.1	24.0	25.4	16.9	24.6	23.1	24.3	19.8	0.6
5.	14.9	13.7	15.9	16.4	14.3	16.3	15.2	13.4	15.9	15.5	12.1	14.5	17.7	17.3	11.6	14.5
4. Neutral	19.1	18.1	19.5	16.2	25.0	19.4	20.1	18.9	17.6	16.6	25.1	15.8	20.1	18.6	23.9	35.4
3.	6.5	6.6	5.9	5.7	8.2	6.4	6.3	5.9	8.3	6.6	5.6	6.5	6.4	7.5	6.4	2.1
2.	2.8	3.3	2.7	2.4	2.9	4.2	2.2	2.7	2.4	3.0	3.0	2.4	2.9	5.6	2.7	-
1. Completely dissatisfied	4.1	4.2	3.7	3.0	8.9	5.1	3.9	3.7	4.2	2.8	7.3	2.7	5.2	3.4	6.0	17.8
<i>Item 1280 Subject P02</i>	<i>N</i> 2453	1084	1194	1586	268	515	642	884	412	1735	425	1223	536	236	335	32
<b>A006C:</b> Your personal safety in your neighborhood, on your job, and in your school—safety from being attacked and injured in some way?																
7. Completely satisfied	32.6	35.6	30.6	37.5	26.5	35.4	35.1	32.7	25.4	33.1	34.2	33.9	31.7	26.1	34.9	34.4
6.	26.1	27.8	24.3	29.1	17.3	25.5	28.9	24.5	25.8	28.6	18.2	27.2	23.7	33.6	25.7	6.4
5.	12.7	10.9	14.7	11.6	12.3	11.5	9.6	13.7	17.1	13.5	10.8	13.9	11.9	13.3	9.1	17.5
4. Neutral	16.2	15.5	16.3	12.4	25.9	14.7	15.6	17.2	16.8	13.6	21.8	13.2	17.9	15.7	20.7	21.3
3.	6.0	4.8	7.4	5.2	7.0	6.4	6.1	5.2	6.9	5.9	6.0	6.0	7.0	6.7	4.7	1.8
2.	2.8	2.2	3.2	2.2	4.2	3.1	2.0	3.3	2.7	2.7	3.1	3.0	3.4	2.7	1.9	-
1. Completely dissatisfied	3.6	3.2	3.5	1.9	6.9	3.5	2.7	3.5	5.3	2.7	5.8	2.8	4.4	1.8	3.0	18.6
<i>Item 1290 Subject P02</i>	<i>N</i> 2449	1082	1192	1584	267	514	640	884	411	1733	422	1223	533	236	334	32
<b>A006D:</b> The safety of things you own from being stolen or destroyed in your neighborhood, on your job, and in your school?																
7. Completely satisfied	15.2	15.1	15.5	15.2	20.9	17.6	14.2	17.2	9.6	13.9	19.6	15.0	13.3	11.8	19.7	22.3
6.	20.0	19.2	21.1	22.3	12.9	18.8	25.6	16.2	21.2	21.9	14.3	21.7	20.2	21.2	15.1	18.3
5.	18.6	19.5	17.4	18.8	15.2	18.7	19.4	18.8	16.7	20.3	13.1	21.0	14.1	21.1	18.4	11.2
4. Neutral	18.3	17.5	18.6	15.7	23.4	16.7	16.2	18.9	22.5	17.4	20.7	17.2	20.3	16.5	18.2	16.6
3.	13.2	13.1	13.7	15.2	7.7	14.3	10.6	14.0	14.1	14.2	11.3	12.7	13.5	14.2	12.8	12.4
2.	6.4	7.7	5.8	6.3	5.0	6.3	6.2	6.1	7.6	6.4	5.2	5.6	7.7	7.0	8.0	3.9
1. Completely dissatisfied	8.2	7.9	7.9	6.4	14.9	7.7	7.8	8.8	8.4	5.8	15.8	6.7	10.7	8.3	7.7	15.3
<i>Item 1300 Subject P02</i>	<i>N</i> 2446	1079	1191	1584	265	511	639	883	412	1728	423	1222	535	234	335	32



QUESTIONNAIRE FORM 1 1996	TOTAL	SEX		RACE		REGION				COLLEGE PLANS?		ILLICIT DRUG USE: LIFETIME				
		M	F	White	Black	NE	NC	S	W	Yes	No	None	Mari- juana Only	Few Pills	More Pills	Any Her- oin
<i>N (Weighted No. of Cases):</i>	2466	1084	1197	1587	269	518	643	893	412	1737	425	1226	540	236	335	32
<i>% of Weighted Total:</i>	100.0	43.9	48.5	64.3	10.9	21.0	26.1	36.2	16.7	70.4	17.2	49.7	21.9	9.6	13.6	1.3
<b>A006E: Your educational experiences?</b>																
7. Completely satisfied	19.4	17.9	20.7	17.7	29.7	20.0	19.0	21.4	14.7	19.9	18.4	21.1	16.9	17.6	17.9	17.9
6.	29.5	29.0	30.6	32.5	23.9	29.5	30.1	30.0	27.7	34.0	17.2	34.9	24.0	30.2	23.0	21.5
5.	19.6	21.4	18.3	20.3	19.3	16.9	19.6	20.4	21.1	19.7	22.1	20.1	20.9	20.0	17.6	10.6
4. Neutral	18.2	18.3	17.0	16.7	14.8	19.3	18.0	17.2	19.3	13.9	28.0	14.2	21.6	19.4	24.6	18.2
3.	6.7	5.8	7.8	6.9	5.2	6.8	8.5	5.8	5.7	6.9	5.2	5.7	8.1	5.7	7.2	11.8
2.	3.1	3.1	3.0	2.8	1.5	2.7	2.3	2.4	6.4	3.0	2.5	1.8	4.8	3.1	4.9	4.2
1. Completely dissatisfied	3.5	4.3	2.6	3.2	5.6	4.8	2.5	2.8	5.1	2.6	6.6	2.3	3.7	4.1	4.8	15.8
<i>Item 1310 Subject B01, P02</i>	<i>N 2441</i>	<i>1081</i>	<i>1187</i>	<i>1579</i>	<i>266</i>	<i>512</i>	<i>635</i>	<i>882</i>	<i>412</i>	<i>1728</i>	<i>422</i>	<i>1221</i>	<i>531</i>	<i>232</i>	<i>334</i>	<i>32</i>
<b>A006F: Your friends and other people you spend time with?</b>																
7. Completely satisfied	41.4	39.9	43.0	43.5	40.1	37.9	43.0	45.1	35.3	41.5	42.1	42.3	41.7	39.3	39.2	54.2
6.	29.5	30.3	30.0	31.2	25.9	35.0	30.6	24.0	33.0	32.0	25.9	31.3	27.8	28.6	29.7	21.1
5.	13.6	13.0	13.5	13.7	13.6	10.9	14.3	14.3	14.3	13.1	15.4	12.8	14.1	16.7	14.7	10.5
4. Neutral	10.0	10.8	8.3	7.0	13.5	10.7	7.7	10.3	12.0	7.8	11.1	8.2	10.7	10.3	10.7	10.0
3.	3.2	3.1	3.3	2.8	3.6	3.2	2.7	3.6	3.2	3.4	2.5	3.4	3.0	2.2	3.3	-
2.	1.2	1.1	1.5	1.3	1.6	0.7	1.0	2.1	0.4	1.4	1.0	1.3	1.4	2.0	0.7	-
1. Completely dissatisfied	1.1	1.7	0.4	0.5	1.7	1.6	0.9	0.6	1.8	0.8	1.9	0.6	1.3	1.0	1.7	4.2
<i>Item 1320 Subject M04, P02</i>	<i>N 2454</i>	<i>1082</i>	<i>1193</i>	<i>1586</i>	<i>266</i>	<i>514</i>	<i>642</i>	<i>888</i>	<i>411</i>	<i>1732</i>	<i>424</i>	<i>1222</i>	<i>540</i>	<i>235</i>	<i>335</i>	<i>32</i>
<b>A006G: The way you get along with your parents?</b>																
7. Completely satisfied	31.9	33.0	30.0	31.6	33.6	28.5	31.5	32.8	34.7	31.6	32.7	34.5	30.6	26.7	27.0	38.0
6.	24.5	23.7	26.1	25.0	22.5	26.9	22.0	23.2	28.4	27.0	17.0	27.5	21.7	27.1	18.8	11.0
5.	14.0	14.9	13.9	15.2	10.0	13.6	15.5	14.9	10.3	15.1	10.2	12.8	14.6	16.1	15.9	4.7
4. Neutral	14.7	14.3	14.3	13.3	19.0	13.1	15.5	16.0	12.7	12.6	20.1	12.7	14.4	13.5	20.8	22.3
3.	6.2	6.4	6.2	6.9	3.6	6.9	6.7	4.6	7.8	6.1	7.6	5.7	6.5	7.3	7.6	5.6
2.	3.9	3.6	4.6	4.3	4.1	5.3	5.2	2.5	3.4	3.8	5.4	3.1	5.2	6.9	4.1	-
1. Completely dissatisfied	4.7	4.1	4.9	3.8	7.2	5.7	3.7	5.9	2.7	3.8	7.1	3.6	7.0	2.5	5.9	18.6
<i>Item 1330 Subject M03, P02</i>	<i>N 2450</i>	<i>1082</i>	<i>1194</i>	<i>1585</i>	<i>267</i>	<i>514</i>	<i>641</i>	<i>885</i>	<i>410</i>	<i>1734</i>	<i>423</i>	<i>1223</i>	<i>536</i>	<i>234</i>	<i>335</i>	<i>32</i>
<b>A006H: Yourself?</b>																
7. Completely satisfied	29.7	35.0	23.6	25.1	48.7	24.1	28.2	34.4	28.7	27.3	35.8	31.0	28.7	28.0	22.7	46.5
6.	30.1	30.7	29.8	32.5	22.3	29.3	32.0	28.5	31.6	32.7	22.8	32.6	30.9	28.2	25.0	19.6
5.	16.3	13.2	19.6	18.7	10.7	17.2	16.8	15.8	15.2	17.4	14.2	16.9	14.4	14.0	20.5	7.5
4. Neutral	14.0	12.6	15.1	13.5	10.3	16.5	14.5	12.9	12.6	12.1	16.2	11.1	16.0	15.3	19.4	11.4
3.	4.6	3.0	6.6	4.8	4.7	5.3	5.2	4.1	4.1	5.1	4.2	4.3	4.6	5.6	5.8	2.9
2.	3.1	2.8	3.5	3.1	1.5	3.8	1.4	3.1	5.0	3.3	3.3	2.7	3.5	3.0	4.5	5.1
1. Completely dissatisfied	2.2	2.7	1.8	2.3	1.7	3.8	2.0	1.2	2.9	2.0	3.5	1.5	1.7	5.8	2.1	7.0
<i>Item 1340 Subject P01, Q01</i>	<i>N 2430</i>	<i>1068</i>	<i>1189</i>	<i>1570</i>	<i>266</i>	<i>510</i>	<i>636</i>	<i>878</i>	<i>406</i>	<i>1721</i>	<i>422</i>	<i>1213</i>	<i>531</i>	<i>235</i>	<i>331</i>	<i>31</i>
<b>A006I: Your standard of living—the things you have like housing, car, furniture, recreation, and the like?</b>																
7. Completely satisfied	33.1	34.7	32.7	35.0	33.9	35.9	29.6	36.4	28.1	34.3	29.6	34.3	31.3	30.6	33.6	36.2
6.	29.1	29.4	29.5	32.1	21.4	29.8	29.4	27.2	31.8	31.4	25.7	34.4	25.6	26.1	21.5	20.0
5.	14.9	14.3	15.2	14.9	15.5	13.6	17.0	14.2	14.8	15.3	13.9	12.9	18.1	21.9	14.8	4.9
4. Neutral	12.8	12.0	12.3	9.4	17.8	11.4	13.0	12.3	15.2	9.9	18.3	10.2	13.5	11.0	15.4	28.7
3.	6.2	5.1	7.3	5.6	7.0	5.6	7.5	6.6	4.0	6.0	6.5	5.8	6.3	6.6	7.9	1.4
2.	2.3	2.9	1.7	2.1	2.0	2.2	2.5	1.7	3.5	1.8	3.0	1.4	3.1	3.1	4.2	-
1. Completely dissatisfied	1.6	1.7	1.3	0.9	2.4	1.5	1.0	1.6	2.6	1.1	3.0	1.1	2.0	0.7	2.5	8.8
<i>Item 1350 Subject F01, P02</i>	<i>N 2451</i>	<i>1082</i>	<i>1195</i>	<i>1586</i>	<i>267</i>	<i>514</i>	<i>642</i>	<i>884</i>	<i>412</i>	<i>1735</i>	<i>425</i>	<i>1223</i>	<i>536</i>	<i>236</i>	<i>335</i>	<i>32</i>
<b>A006J: The amount of time you have for doing things you want to do?</b>																
7. Completely satisfied	12.5	15.3	10.0	12.0	15.0	12.7	9.7	15.1	11.3	10.9	19.2	12.1	11.5	7.4	14.2	34.6
6.	16.6	17.8	15.3	18.5	12.2	18.5	18.1	13.9	17.8	17.1	14.4	18.1	16.2	15.5	14.7	15.9
5.	19.2	20.0	18.8	20.3	16.0	21.1	20.4	17.0	19.8	21.6	13.2	20.2	18.4	20.6	18.3	6.9
4. Neutral	17.7	16.5	18.6	16.1	21.5	15.0	16.2	19.0	20.6	17.4	19.2	17.3	17.7	18.7	17.2	15.8
3.	15.9	14.3	17.5	16.2	17.2	12.0	19.9	16.1	14.5	16.3	13.6	17.8	16.2	13.6	11.9	6.9
2.	9.3	8.0	10.9	9.4	7.8	11.1	9.0	9.1	7.7	8.9	10.7	7.8	11.1	17.1	8.0	4.8
1. Completely dissatisfied	8.7	8.2	8.9	7.5	10.3	9.6	6.7	9.9	8.3	7.7	9.8	6.5	8.8	7.1	15.7	15.2
<i>Item 1360 Subject P02</i>	<i>N 2450</i>	<i>1083</i>	<i>1194</i>	<i>1586</i>	<i>267</i>	<i>515</i>	<i>641</i>	<i>883</i>	<i>412</i>	<i>1734</i>	<i>425</i>	<i>1222</i>	<i>536</i>	<i>236</i>	<i>335</i>	<i>32</i>



## MONITORING THE FUTURE

QUESTIONNAIRE FORM 1 1996	TOTAL	SEX		RACE		REGION				COLLEGE PLANS?		ILLICIT DRUG USE: LIFETIME				
		M	F	White	Black	NE	NC	S	W	Yes	No	None	Mari- juana Only	Few Pills	More Pills	Any Her- oin
<i>N (Weighted No. of Cases):</i>	2466	1084	1197	1587	269	518	643	893	412	1737	425	1226	540	236	335	32
<i>% of Weighted Total:</i>	100.0	43.9	48.5	64.3	10.9	21.0	26.1	36.2	16.7	70.4	17.2	49.7	21.9	9.6	13.6	1.3
<b>A006K:</b> The way you spend your leisure time—recreation, relaxation, and so on?																
7. Completely satisfied	24.0	27.0	21.5	25.4	27.5	22.9	24.5	26.4	19.6	22.9	29.2	24.2	22.2	21.9	25.4	46.8
6.	23.9	27.1	21.1	26.2	16.9	24.9	22.7	20.9	31.0	25.9	19.2	25.4	22.7	22.9	23.9	17.7
5.	20.5	20.4	21.7	22.4	15.7	20.9	21.4	20.5	18.9	22.4	15.2	23.4	18.3	20.3	16.9	7.0
4. Neutral	15.6	12.2	17.6	12.6	21.0	14.7	15.6	17.0	13.6	14.2	17.4	12.6	17.0	18.9	18.5	24.8
3.	8.2	6.4	9.9	8.0	7.0	8.9	8.1	8.3	7.5	8.0	8.0	7.1	10.6	11.5	7.8	-
2.	4.0	3.6	4.3	3.6	5.7	4.2	4.8	2.9	4.8	3.7	5.0	3.9	4.7	3.8	3.1	2.4
1. Completely dissatisfied	3.7	3.4	3.9	2.0	6.2	3.4	3.0	4.0	4.6	2.8	6.0	3.4	4.5	0.7	4.4	1.4
<i>Item 1370 Subject C08, P02</i>	<i>N</i> 2443	1080	1192	1580	267	510	639	883	412	1730	423	1221	534	235	334	32
<b>A006L:</b> Your life as a whole these days?																
7. Completely satisfied	19.3	21.3	16.5	19.3	24.2	14.8	18.7	22.1	19.9	18.3	19.9	20.9	16.2	15.8	18.8	35.4
6.	30.5	32.8	29.6	34.3	19.5	32.1	33.3	29.8	26.1	33.4	25.1	35.9	27.7	25.1	23.0	21.3
5.	20.3	19.7	21.2	21.3	19.4	22.4	19.9	19.2	20.7	22.3	15.0	19.9	19.5	27.0	20.7	15.4
4. Neutral	17.6	15.5	19.0	15.0	22.3	15.8	16.1	19.3	18.5	14.1	26.0	14.3	21.5	16.3	21.1	14.4
3.	5.9	5.3	6.8	5.3	7.1	6.7	5.7	4.9	7.5	6.0	4.8	4.9	6.9	7.8	6.9	6.5
2.	3.5	3.0	4.0	3.1	2.9	5.1	3.7	2.2	4.1	3.4	4.3	2.6	4.7	4.3	4.8	1.4
1. Completely dissatisfied	2.8	2.4	2.9	1.7	4.6	3.0	2.7	2.5	3.2	2.4	4.7	1.4	3.4	3.7	4.6	5.6
<i>Item 1380 Subject P01</i>	<i>N</i> 2443	1081	1192	1585	265	512	640	879	412	1733	422	1220	533	235	335	32
<b>A006M:</b> The way our national government is operating?																
7. Completely satisfied	1.5	1.3	1.3	1.1	0.9	1.9	1.9	1.0	1.3	1.0	2.6	1.3	0.5	1.7	1.4	5.7
6.	2.9	3.9	1.6	2.7	2.4	2.7	3.3	2.4	3.7	3.0	1.9	3.2	2.4	3.1	1.9	-
5.	9.8	11.1	8.9	10.1	7.9	10.6	8.6	10.2	10.1	10.2	8.2	10.2	10.9	7.8	7.5	10.2
4. Neutral	36.5	33.2	40.5	37.1	39.1	37.3	37.3	35.2	37.2	37.2	35.0	38.3	36.6	33.3	34.5	23.7
3.	18.6	19.6	18.5	20.1	14.1	18.7	19.1	19.4	16.0	20.8	13.3	19.8	17.9	18.3	18.1	13.4
2.	12.0	11.3	12.3	11.8	10.5	10.2	12.4	12.3	12.7	12.0	13.3	12.4	12.1	12.5	10.2	10.5
1. Completely dissatisfied	18.7	19.4	16.9	17.1	25.1	18.6	17.5	19.4	19.1	15.9	25.8	14.9	19.6	23.4	26.5	36.5
<i>Item 1390 Subject H02, K02</i>	<i>N</i> 2438	1080	1188	1579	265	509	640	880	409	1726	424	1221	533	235	331	31
<b>A006N:</b> The amount of fun you are having?																
7. Completely satisfied	20.2	21.1	18.8	19.9	24.7	20.0	18.6	22.8	17.5	18.7	24.8	18.8	19.3	17.0	26.1	42.7
6.	29.0	28.0	29.8	31.9	19.3	25.3	32.3	28.4	29.9	31.5	19.9	31.5	26.7	28.3	26.5	26.9
5.	20.4	22.1	20.0	21.7	18.3	22.1	18.8	18.9	24.1	22.4	17.5	22.1	19.8	23.1	16.0	2.5
4. Neutral	15.7	15.9	14.9	13.3	18.6	15.5	14.9	16.9	14.7	13.8	21.4	13.4	18.5	15.3	16.6	21.8
3.	6.8	5.8	8.0	6.5	10.5	7.1	6.9	6.8	6.3	6.8	7.4	7.8	5.9	6.8	6.0	-
2.	3.8	3.4	4.5	3.8	3.2	4.6	4.3	3.1	3.7	3.5	4.2	3.4	5.9	3.5	3.1	1.4
1. Completely dissatisfied	4.0	3.8	4.0	2.9	5.3	5.5	4.1	3.1	3.9	3.3	4.7	2.9	4.1	6.1	5.6	4.8
<i>Item 1400 Subject P02, Q01</i>	<i>N</i> 2450	1082	1195	1585	267	514	640	884	412	1734	425	1224	535	235	335	32
<b>A007:</b> How important is each of the following to you in your life?																
<b>A007A:</b> Being successful in my line of work																
1. Not important	1.2	1.3	0.7	0.6	1.1	2.1	0.9	0.7	1.4	0.8	2.0	0.7	0.6	0.8	2.1	7.9
2. Somewhat important	7.5	10.5	5.1	7.7	6.0	6.5	7.8	6.8	10.0	6.1	13.9	6.1	8.4	6.0	11.4	22.2
3. Quite important	26.7	26.5	26.6	29.1	19.4	25.8	31.2	24.4	25.6	26.9	26.8	26.4	27.7	27.4	27.8	14.7
4. Extremely important	64.6	61.7	67.6	62.6	73.5	65.6	60.0	68.2	63.0	66.2	57.4	66.8	63.3	65.8	58.6	55.2
<i>Item 1410 Subject C06, Q07</i>	<i>N</i> 2442	1079	1188	1581	265	512	643	879	409	1729	423	1222	531	236	333	32
<b>A007B:</b> Having a good marriage and family life																
1. Not important	2.4	3.3	1.4	2.1	2.5	2.7	1.5	2.3	3.5	1.8	3.8	1.7	2.4	1.9	3.7	7.3
2. Somewhat important	6.0	7.4	4.6	5.6	7.0	5.9	7.7	4.7	6.5	5.5	7.8	5.6	5.8	7.1	7.5	7.3
3. Quite important	13.9	15.4	12.5	14.0	15.1	15.8	15.8	11.4	13.8	13.0	16.7	12.7	14.4	17.3	14.5	23.9
4. Extremely important	77.7	73.8	81.4	78.2	75.4	75.6	75.0	81.6	76.1	79.8	71.6	80.0	77.4	73.6	74.3	61.5
<i>Item 1420 Subject D03, Q07</i>	<i>N</i> 2437	1078	1187	1580	266	511	641	876	409	1726	422	1222	528	236	331	32
<b>A007C:</b> Having lots of money																
1. Not important	5.4	5.3	5.3	6.1	3.1	5.8	4.9	5.4	5.9	5.0	7.5	5.5	4.9	6.5	3.3	17.0
2. Somewhat important	32.5	27.0	38.6	35.7	24.6	32.4	33.2	30.1	36.3	34.0	30.8	34.8	29.0	31.6	32.7	36.9
3. Quite important	36.9	34.3	40.0	37.3	29.3	39.0	37.6	36.6	33.5	38.6	34.3	39.2	34.6	37.2	35.6	12.6
4. Extremely important	25.3	33.4	16.1	20.9	43.0	22.8	24.3	27.9	24.3	22.5	27.4	20.5	31.5	24.7	28.4	33.5
<i>Item 1430 Subject F01, Q07</i>	<i>N</i> 2434	1071	1187	1576	264	510	643	873	409	1722	419	1219	526	236	329	32



QUESTIONNAIRE FORM 1 1996	TOTAL	SEX		RACE		REGION				COLLEGE PLANS?		ILLICIT DRUG USE: LIFETIME				
		M	F	White	Black	NE	NC	S	W	Yes	No	None	Mari- juana Only	Few Pills	More Pills	Any Her- oin
<i>N (Weighted No. of Cases):</i>	2466	1084	1197	1587	269	518	643	893	412	1737	425	1226	540	236	335	32
<i>% of Weighted Total:</i>	100.0	43.9	48.5	64.3	10.9	21.0	26.1	36.2	16.7	70.4	17.2	49.7	21.9	9.6	13.6	1.3
<b>A007D:</b> Having plenty of time for recreation and hobbies																
1. Not important	1.5	1.1	1.5	0.7	3.0	1.3	1.9	1.3	1.4	1.0	1.8	1.1	1.8	0.8	1.5	4.3
2. Somewhat important	25.4	19.3	31.0	23.3	36.8	24.3	27.4	26.8	20.2	23.9	31.2	25.8	25.8	30.5	19.6	22.4
3. Quite important	41.8	40.5	43.6	43.4	36.9	41.3	43.0	40.7	43.1	43.5	38.3	44.5	42.4	32.9	40.3	43.0
4. Extremely important	31.3	39.1	23.9	32.6	23.4	33.1	27.6	31.1	35.2	31.6	28.7	28.6	30.0	35.8	38.6	30.4
<i>Item 1440 Subject C08, Q07</i>	<i>N 2442</i>	<i>1081</i>	<i>1186</i>	<i>1582</i>	<i>267</i>	<i>512</i>	<i>642</i>	<i>880</i>	<i>407</i>	<i>1731</i>	<i>420</i>	<i>1221</i>	<i>531</i>	<i>236</i>	<i>333</i>	<i>32</i>
<b>A007E:</b> Having strong friendships																
1. Not important	1.7	1.2	1.7	0.5	5.1	1.6	1.7	1.7	2.0	1.0	3.2	1.2	1.7	0.3	1.9	11.7
2. Somewhat important	6.9	7.4	6.2	4.3	17.8	6.7	6.6	7.7	5.8	5.7	11.3	6.4	8.2	7.4	5.8	13.5
3. Quite important	26.8	28.5	24.4	27.8	27.6	27.9	30.8	25.1	23.0	25.3	31.9	27.9	24.6	27.3	27.2	11.8
4. Extremely important	64.6	62.9	67.7	67.4	49.5	63.9	60.9	65.5	69.2	68.0	53.7	64.5	65.5	65.0	65.1	62.9
<i>Item 1450 Subject M04, Q07</i>	<i>N 2443</i>	<i>1079</i>	<i>1189</i>	<i>1582</i>	<i>266</i>	<i>513</i>	<i>642</i>	<i>878</i>	<i>410</i>	<i>1728</i>	<i>423</i>	<i>1222</i>	<i>529</i>	<i>236</i>	<i>333</i>	<i>32</i>
<b>A007F:</b> Being able to find steady work																
1. Not important	1.1	0.9	0.9	0.9	0.9	1.4	0.8	1.1	0.9	0.5	2.2	0.6	0.8	0.7	1.8	3.0
2. Somewhat important	3.4	2.9	3.3	2.9	2.4	3.8	3.3	3.3	3.4	3.0	3.3	2.7	2.8	4.4	3.4	15.7
3. Quite important	20.7	21.5	19.6	20.5	14.4	22.0	19.4	19.3	24.1	20.4	21.1	22.0	18.7	16.7	20.8	16.2
4. Extremely important	74.8	74.6	76.2	75.7	82.3	72.7	76.5	76.3	71.7	76.1	73.4	74.7	77.7	78.1	74.0	65.1
<i>Item 1460 Subject C04, Q07</i>	<i>N 2440</i>	<i>1081</i>	<i>1187</i>	<i>1580</i>	<i>266</i>	<i>512</i>	<i>643</i>	<i>876</i>	<i>409</i>	<i>1730</i>	<i>422</i>	<i>1222</i>	<i>529</i>	<i>236</i>	<i>331</i>	<i>32</i>
<b>A007G:</b> Making a contribution to society																
1. Not important	6.3	8.3	3.5	6.3	5.2	7.2	5.5	6.5	5.8	4.3	12.2	3.4	5.6	8.5	14.1	14.3
2. Somewhat important	31.7	33.8	29.7	32.4	30.1	33.7	35.1	28.4	30.5	28.6	43.5	31.2	29.5	37.0	33.2	31.8
3. Quite important	37.9	35.3	41.3	38.6	36.2	38.5	34.9	39.0	39.3	40.2	31.2	39.6	39.2	36.1	34.6	16.7
4. Extremely important	24.2	22.6	25.5	22.7	28.5	20.6	24.4	26.0	24.4	26.9	13.2	25.8	25.7	18.3	18.1	37.2
<i>Item 1470 Subject Q01, Q07</i>	<i>N 2439</i>	<i>1079</i>	<i>1187</i>	<i>1579</i>	<i>265</i>	<i>512</i>	<i>642</i>	<i>876</i>	<i>409</i>	<i>1728</i>	<i>422</i>	<i>1221</i>	<i>529</i>	<i>234</i>	<i>333</i>	<i>32</i>
<b>A007H:</b> Being a leader in my community																
1. Not important	23.0	22.8	22.3	24.1	16.8	29.3	22.3	19.7	23.3	19.5	37.6	20.7	19.7	27.0	32.8	26.0
2. Somewhat important	36.6	34.7	39.2	38.6	28.4	39.1	37.8	34.2	37.0	36.1	39.9	36.8	35.4	40.5	39.3	26.5
3. Quite important	25.8	26.2	25.2	23.7	32.2	20.6	26.1	28.9	25.1	27.6	15.3	27.2	28.0	22.9	17.9	28.4
4. Extremely important	14.6	16.2	13.3	13.6	22.6	10.9	13.9	17.2	14.5	16.7	7.2	15.3	16.9	9.6	9.9	19.1
<i>Item 1480 Subject M05, Q07</i>	<i>N 2438</i>	<i>1079</i>	<i>1187</i>	<i>1580</i>	<i>266</i>	<i>510</i>	<i>642</i>	<i>880</i>	<i>407</i>	<i>1728</i>	<i>423</i>	<i>1222</i>	<i>529</i>	<i>236</i>	<i>333</i>	<i>32</i>
<b>A007I:</b> Being able to give my children better opportunities than I've had																
1. Not important	2.0	2.9	1.3	2.5	1.1	2.3	2.4	1.7	1.5	1.9	3.2	1.6	1.5	2.8	2.2	11.2
2. Somewhat important	6.8	7.5	6.1	7.6	2.1	8.5	6.4	5.0	9.1	6.6	8.1	7.0	5.9	5.3	9.5	6.1
3. Quite important	23.6	21.7	26.2	27.4	6.6	25.9	26.5	17.4	29.5	25.2	20.2	23.3	21.3	32.2	24.1	18.8
4. Extremely important	67.7	67.9	66.5	62.5	90.2	63.3	64.8	75.9	59.8	66.3	68.5	68.0	71.3	59.7	64.2	63.9
<i>Item 1490 Subject Q07</i>	<i>N 2438</i>	<i>1080</i>	<i>1186</i>	<i>1578</i>	<i>267</i>	<i>507</i>	<i>640</i>	<i>882</i>	<i>409</i>	<i>1727</i>	<i>423</i>	<i>1220</i>	<i>535</i>	<i>235</i>	<i>332</i>	<i>32</i>
<b>A007J:</b> Living close to parents and relatives																
1. Not important	16.5	20.0	12.8	17.0	23.2	16.2	18.7	17.0	12.1	15.6	18.1	15.1	15.2	18.0	21.5	25.4
2. Somewhat important	38.6	37.0	39.6	38.7	37.3	39.5	39.5	38.8	35.5	39.1	36.4	37.0	40.8	42.2	40.9	36.0
3. Quite important	29.7	30.1	30.2	29.8	26.3	28.0	28.4	29.9	33.4	29.8	29.8	31.6	29.5	28.7	25.3	22.4
4. Extremely important	15.2	12.8	17.4	14.5	13.2	16.3	13.3	14.3	19.0	15.4	15.7	16.4	14.5	11.0	12.2	16.2
<i>Item 1500 Subject M03, Q07</i>	<i>N 2429</i>	<i>1080</i>	<i>1181</i>	<i>1575</i>	<i>265</i>	<i>509</i>	<i>638</i>	<i>873</i>	<i>409</i>	<i>1722</i>	<i>422</i>	<i>1221</i>	<i>528</i>	<i>234</i>	<i>327</i>	<i>32</i>
<b>A007K:</b> Getting away from this area of the country																
1. Not important	48.3	47.8	49.8	51.6	41.2	48.2	52.5	43.5	52.2	49.9	50.1	57.0	43.9	41.8	33.0	35.8
2. Somewhat important	24.1	23.3	24.4	22.5	26.0	20.5	23.2	26.9	23.8	23.3	22.7	20.7	26.5	30.5	25.1	28.5
3. Quite important	14.7	15.7	13.6	13.3	16.0	14.0	12.7	17.4	12.9	14.4	13.5	13.1	18.7	9.1	17.0	20.6
4. Extremely important	13.0	13.2	12.2	12.5	16.8	17.3	11.7	12.2	11.1	12.4	13.7	9.2	10.9	18.7	25.0	15.0
<i>Item 1510 Subject Q07</i>	<i>N 2437</i>	<i>1079</i>	<i>1188</i>	<i>1581</i>	<i>266</i>	<i>511</i>	<i>639</i>	<i>877</i>	<i>409</i>	<i>1730</i>	<i>420</i>	<i>1220</i>	<i>529</i>	<i>236</i>	<i>333</i>	<i>32</i>
<b>A007L:</b> Working to correct social and economic inequalities																
1. Not important	21.3	26.4	16.3	24.6	11.5	23.7	23.2	19.9	18.4	18.8	31.8	20.1	21.1	22.3	25.2	39.3
2. Somewhat important	42.8	41.6	45.0	45.5	34.6	41.9	43.9	41.8	44.7	44.8	39.4	42.3	43.8	50.0	43.3	19.8
3. Quite important	24.3	21.0	27.3	20.7	34.5	23.4	22.6	26.0	24.2	24.4	20.7	26.0	23.8	17.9	19.7	31.2
4. Extremely important	11.5	11.0	11.5	9.2	19.4	11.0	10.3	12.2	12.6	12.0	8.1	11.6	11.3	9.7	11.8	9.6
<i>Item 1520 Subject N02, Q01, Q07</i>	<i>N 2432</i>	<i>1077</i>	<i>1184</i>	<i>1575</i>	<i>264</i>	<i>509</i>	<i>639</i>	<i>877</i>	<i>407</i>	<i>1722</i>	<i>422</i>	<i>1219</i>	<i>528</i>	<i>233</i>	<i>333</i>	<i>32</i>



## MONITORING THE FUTURE

QUESTIONNAIRE FORM 1 1996	TOTAL	SEX		RACE		REGION				COLLEGE PLANS?		ILLICIT DRUG USE: LIFETIME				
		M	F	White	Black	NE	NC	S	W	Yes	No	None	Mari- juana Only	Few Pills	More Pills	Any Her- oin
<i>N (Weighted No. of Cases):</i>	2466	1084	1197	1587	269	518	643	893	412	1737	425	1226	540	236	335	32
<i>% of Weighted Total:</i>	100.0	43.9	48.5	64.3	10.9	21.0	26.1	36.2	16.7	70.4	17.2	49.7	21.9	9.6	13.6	1.3
<b>A007M:</b> Discovering new ways to experience things																
1. Not important	7.1	7.8	6.5	7.1	7.5	6.6	8.9	6.5	6.1	6.5	10.4	9.0	5.0	5.4	6.0	5.4
2. Somewhat important	31.8	30.4	34.1	32.8	35.0	33.2	29.5	33.7	29.2	31.9	31.6	35.0	29.2	30.9	25.1	27.2
3. Quite important	38.7	38.5	38.7	40.0	29.5	36.7	45.4	34.4	39.7	38.6	39.8	37.7	42.7	41.7	36.3	29.1
4. Extremely important	22.5	23.3	20.8	20.1	28.1	23.5	16.1	25.4	24.9	23.0	18.2	18.3	23.2	21.9	32.7	38.2
<i>Item 1530 Subject Q07</i>	<i>N</i> 2434	1075	1187	1580	261	510	639	875	410	1724	423	1222	525	235	333	32
<b>A007N:</b> Finding purpose and meaning in my life																
1. Not important	3.4	5.5	1.5	3.4	4.5	2.5	3.4	2.6	6.2	3.2	5.2	3.4	3.1	3.6	3.0	8.5
2. Somewhat important	12.4	15.4	9.5	13.2	7.9	12.6	13.0	12.1	11.9	12.0	15.2	12.7	11.7	10.7	13.3	12.8
3. Quite important	27.0	29.2	25.5	29.1	18.1	27.3	31.0	24.6	25.5	26.0	33.2	27.5	26.6	28.3	25.1	19.4
4. Extremely important	57.2	49.9	63.5	54.3	69.6	57.5	52.6	60.7	56.3	58.8	46.4	56.4	58.7	57.3	58.7	59.2
<i>Item 1540 Subject Q07</i>	<i>N</i> 2437	1079	1187	1580	265	509	638	879	410	1729	421	1222	529	235	332	32
<b>A008:</b> Generally speaking, would you say that most people can be trusted or that you can't be too careful in dealing with people?																
3. Most people can be trusted	18.9	20.6	18.3	21.1	10.8	14.6	20.3	16.9	26.6	21.7	12.3	21.3	17.2	16.4	16.5	15.5
2. Don't know, undecided	28.1	28.5	28.0	29.4	14.2	29.2	32.0	24.5	28.3	28.4	29.5	29.5	24.7	30.4	25.2	27.3
1. Can't be too careful	53.0	50.8	53.7	49.5	75.0	56.1	47.7	58.6	45.1	49.9	58.2	49.2	58.1	53.3	58.3	57.2
<i>Item 1550 Subject Q05</i>	<i>N</i> 2413	1060	1181	1562	261	503	632	877	401	1709	415	1209	524	232	328	32
<b>A009:</b> Would you say that most of the time people try to be helpful or that they are mostly just looking out for themselves?																
3. Try to be helpful	22.8	20.0	26.1	24.6	19.8	22.3	22.5	20.8	28.0	24.5	17.9	26.2	18.0	26.5	17.9	11.3
2. Don't know, undecided	31.7	31.9	31.1	31.7	26.1	32.4	34.6	29.3	31.8	30.1	38.6	31.9	31.5	32.7	26.6	41.5
1. Just looking out for themselves	45.5	48.1	42.8	43.7	54.1	45.3	42.9	49.9	40.2	45.4	43.6	41.9	50.5	40.8	55.6	47.3
<i>Item 1560 Subject Q05</i>	<i>N</i> 2436	1076	1185	1577	267	512	637	878	409	1728	420	1223	530	234	331	32
<b>A010:</b> Do you think most people would try to take advantage of you if they got a chance or would they try to be fair?																
3. Would try to be fair	18.6	18.6	18.9	20.7	8.9	17.8	21.6	14.9	22.8	19.2	16.2	21.3	18.5	12.3	12.1	11.4
2. Don't know, undecided	32.9	33.7	32.5	34.8	23.0	33.0	31.7	33.1	34.4	33.9	31.1	32.9	31.2	42.8	30.2	24.9
1. Would try to take advantage of you	48.4	47.7	48.6	44.5	68.1	49.2	46.6	51.9	42.8	46.9	52.7	45.8	50.3	44.9	57.8	63.7
<i>Item 1570 Subject Q05</i>	<i>N</i> 2430	1076	1181	1573	266	509	637	876	409	1723	420	1221	530	233	328	32
<b>A011:</b> These next questions ask your opinions about a number of different topics. How much do you agree or disagree with each statement below?																
<b>A011A:</b> I feel that you can't be a good citizen unless you always obey the law																
1. Disagree	18.9	21.1	15.9	17.1	23.0	23.8	19.5	16.1	17.9	17.6	21.6	13.3	21.6	22.1	31.0	23.9
2. Mostly disagree	18.4	18.2	19.0	19.4	16.3	18.6	20.2	16.0	20.7	18.2	21.9	15.8	20.9	22.2	20.9	24.0
3. Neither	24.0	23.3	25.0	24.7	19.1	22.1	24.1	24.8	24.8	24.2	22.9	22.2	28.1	22.1	26.6	23.8
4. Mostly agree	29.3	27.2	31.7	31.0	26.3	28.7	26.8	32.7	26.7	30.7	25.1	36.3	22.0	28.3	18.6	15.2
5. Agree	9.4	10.2	8.4	7.8	15.4	6.8	9.5	10.5	9.9	9.4	8.5	12.3	7.4	5.3	2.9	13.1
<i>Item 1580 Subject H03</i>	<i>N</i> 2438	1080	1188	1580	267	511	639	879	408	1730	422	1224	529	236	332	32
<b>A011B:</b> I feel good citizens should go along with whatever the government does even if they disagree with it																
1. Disagree	43.9	42.4	45.8	42.6	49.2	47.0	46.3	39.0	46.7	43.1	47.6	38.6	46.2	46.7	55.8	63.2
2. Mostly disagree	24.4	24.9	24.7	25.4	21.4	27.0	21.0	26.7	21.8	26.3	18.8	26.2	26.5	22.1	20.5	16.0
3. Neither	17.7	15.9	18.4	17.4	15.2	13.7	19.3	17.8	19.8	16.6	20.1	18.8	16.4	16.0	14.8	18.8
4. Mostly agree	10.6	12.7	8.4	11.1	10.8	8.7	9.6	13.4	8.6	10.9	8.8	12.9	7.6	11.3	6.9	-
5. Agree	3.4	4.2	2.7	3.6	3.4	3.5	3.8	3.1	3.1	3.1	4.7	3.5	3.3	3.9	2.0	2.0
<i>Item 1590 Subject H03</i>	<i>N</i> 2434	1079	1186	1577	266	509	638	878	409	1728	421	1223	528	236	332	32



QUESTIONNAIRE FORM 1 1996	TOTAL	SEX		RACE		REGION				COLLEGE PLANS?		ILLICIT DRUG USE: LIFETIME				
		M	F	White	Black	NE	NC	S	W	Yes	No	None	Mari- juana Only	Few Pills	More Pills	Any Her- oin
<i>N (Weighted No. of Cases):</i>	2466	1084	1197	1587	269	518	643	893	412	1737	425	1226	540	236	335	32
<i>% of Weighted Total:</i>	100.0	43.9	48.5	64.3	10.9	21.0	26.1	36.2	16.7	70.4	17.2	49.7	21.9	9.6	13.6	1.3
<b>A011C:</b> I feel good citizens try to change the government policies they disagree with																
1. Disagree	4.3	4.6	3.9	3.4	6.5	4.0	4.8	3.9	4.8	4.2	4.6	3.6	3.9	4.1	6.5	9.8
2. Mostly disagree	6.8	7.1	5.9	6.3	9.1	7.8	6.6	6.3	6.8	5.1	11.1	5.8	6.8	7.0	7.7	10.2
3. Neither	26.7	26.4	26.5	25.8	25.7	24.5	29.0	26.1	26.9	24.1	33.8	25.3	28.5	27.7	22.3	40.5
4. Mostly agree	34.3	31.4	37.3	36.1	31.9	33.2	32.0	37.7	32.0	36.4	29.4	37.9	30.7	37.2	32.6	4.6
5. Agree	28.0	30.6	26.4	28.5	26.9	30.6	27.6	26.0	29.6	30.2	21.1	27.4	30.0	24.0	30.9	34.9
<i>Item 1600 Subject H03</i>	<i>N</i> 2429	1079	1183	1576	267	508	638	874	409	1727	422	1221	527	234	333	32
<b>A011D:</b> The way people vote has a major impact on how things are run in this country																
1. Disagree	7.6	10.0	5.2	8.2	5.5	10.0	8.7	6.3	5.8	7.3	9.2	4.8	8.3	11.0	13.4	24.5
2. Mostly disagree	12.6	13.5	11.8	13.3	10.5	13.5	13.1	12.4	11.2	13.3	10.0	12.1	14.2	16.4	8.9	23.7
3. Neither	18.2	20.0	15.7	18.2	10.9	19.8	17.2	17.9	18.3	16.9	22.1	18.5	16.2	16.7	19.7	13.3
4. Mostly agree	31.1	27.1	34.9	32.3	25.2	27.9	29.4	32.5	34.6	32.4	24.6	31.1	32.5	33.5	30.0	13.5
5. Agree	30.5	29.3	32.4	27.9	47.8	28.8	31.6	30.9	30.0	30.1	34.1	33.4	28.8	22.3	27.9	25.0
<i>Item 1610 Subject H05, I02</i>	<i>N</i> 2433	1081	1183	1578	264	509	638	877	409	1728	421	1221	527	235	333	32
<b>A011E:</b> People who get together in citizen action groups to influence government policies can have a real effect																
1. Disagree	4.4	6.1	2.7	4.1	5.7	5.2	5.2	3.2	4.7	3.6	7.4	2.7	3.7	7.6	8.0	14.5
2. Mostly disagree	8.9	9.9	7.8	10.2	6.2	10.6	9.0	8.1	8.3	8.3	11.0	8.0	10.0	9.1	11.4	2.8
3. Neither	31.2	34.4	27.4	32.4	24.9	28.4	34.0	30.7	31.7	29.6	35.8	30.8	32.7	31.3	30.5	34.1
4. Mostly agree	37.4	34.4	41.1	37.2	36.0	36.0	37.2	38.9	36.2	40.1	29.5	39.7	33.7	41.0	33.1	35.1
5. Agree	18.1	15.2	21.0	16.1	27.2	19.8	14.6	19.2	19.1	18.3	16.3	18.8	19.8	11.0	17.0	13.5
<i>Item 1620 Subject H03, I02</i>	<i>N</i> 2423	1076	1179	1573	263	508	636	874	405	1718	421	1216	524	235	333	31
<b>A011F:</b> Despite its many faults, our system of doing things is still the best in the world																
1. Disagree	8.7	8.7	8.3	7.2	13.4	9.7	9.1	8.4	7.7	7.7	12.3	7.4	8.7	7.2	13.2	12.3
2. Mostly disagree	10.3	9.3	11.2	9.6	14.1	12.6	11.2	9.2	8.3	9.6	11.9	9.6	10.0	12.7	11.7	16.5
3. Neither	30.0	23.8	35.0	27.9	29.4	31.6	31.2	29.8	26.5	27.9	36.7	27.2	33.1	35.3	29.3	36.1
4. Mostly agree	31.3	33.3	30.1	33.9	23.9	29.3	29.6	31.9	35.1	33.4	24.6	33.7	30.4	27.1	28.6	21.8
5. Agree	19.7	25.0	15.4	21.4	19.1	16.7	19.0	20.7	22.5	21.5	14.6	22.1	17.9	17.6	17.1	13.3
<i>Item 1630 Subject H04</i>	<i>N</i> 2426	1072	1180	1573	265	505	637	876	407	1717	422	1213	529	235	333	32
<b>A011G:</b> America needs growth to survive, and that is going to require some increase in pollution																
1. Disagree	32.5	29.5	36.2	32.8	36.3	38.2	30.7	29.7	34.4	34.1	28.4	31.3	34.4	26.3	40.0	32.1
2. Mostly disagree	23.3	23.5	24.0	25.3	18.9	23.0	25.7	21.2	24.2	25.1	17.4	24.5	19.0	34.6	19.7	27.3
3. Neither	26.7	27.7	25.2	26.3	22.6	23.3	29.5	26.8	26.5	24.8	32.2	26.5	28.1	27.1	24.3	19.7
4. Mostly agree	11.3	12.0	9.7	10.5	12.8	9.7	9.0	15.1	9.1	10.7	13.4	11.9	11.5	7.3	11.0	15.1
5. Agree	6.1	7.3	4.8	5.1	9.4	5.9	5.0	7.2	5.8	5.4	8.6	5.8	7.0	4.6	4.9	5.8
<i>Item 1640 Subject F04</i>	<i>N</i> 2421	1071	1182	1574	264	505	638	876	403	1720	419	1219	519	235	332	32
<b>A011H:</b> If we just leave things to God, they will turn out for the best																
1. Disagree	19.2	23.8	16.0	20.6	4.9	29.8	18.0	10.5	26.7	19.8	18.3	15.3	21.5	20.8	28.8	36.7
2. Mostly disagree	10.9	11.1	10.8	11.6	5.9	14.7	12.4	8.3	9.0	11.2	10.3	9.0	14.8	10.9	13.5	9.5
3. Neither	24.9	24.9	24.6	26.6	14.0	25.4	30.4	21.9	21.7	25.3	23.8	24.7	22.8	35.9	19.4	26.5
4. Mostly agree	17.6	13.3	20.6	16.9	20.5	15.9	19.6	16.5	18.5	16.8	19.1	19.6	14.9	15.2	17.0	19.2
5. Agree	27.5	26.9	28.0	24.3	54.7	14.1	19.5	42.7	24.1	26.9	28.5	31.4	25.9	17.2	21.3	8.1
<i>Item 1650 Subject I02</i>	<i>N</i> 2421	1071	1181	1570	263	508	636	874	404	1717	420	1218	521	235	332	32
<b>A011I:</b> Going to school has been an enjoyable experience for me																
1. Disagree	7.3	9.1	5.4	7.3	5.9	8.6	9.3	5.2	6.9	5.3	12.9	5.1	8.0	4.9	13.0	22.8
2. Mostly disagree	7.6	7.8	6.6	8.0	3.9	9.6	7.5	6.0	8.4	6.7	8.5	6.5	7.4	5.3	13.4	13.7
3. Neither	17.7	18.4	17.1	16.9	18.1	20.1	17.5	17.2	15.9	16.8	21.4	14.0	22.6	17.4	20.5	27.7
4. Mostly agree	40.8	39.7	42.7	42.6	40.5	33.1	40.4	44.2	43.8	42.7	34.4	43.0	38.8	46.1	37.4	19.5
5. Agree	26.7	25.1	28.2	25.2	31.6	28.7	25.2	27.4	25.0	28.5	22.8	31.5	23.3	26.3	15.6	16.3
<i>Item 1660 Subject B01</i>	<i>N</i> 2431	1078	1183	1577	265	505	639	877	409	1726	421	1222	525	236	332	32



QUESTIONNAIRE FORM 1 1996	TOTAL	SEX		RACE		REGION				COLLEGE PLANS?		ILLICIT DRUG USE: LIFETIME				
		M	F	White	Black	NE	NC	S	W	Yes	No	None	Mari- juana Only	Few Pills	More Pills	Any Her- oin
<i>N (Weighted No. of Cases):</i>	2466	1084	1197	1587	269	518	643	893	412	1737	425	1226	540	236	335	32
<i>% of Weighted Total:</i>	100.0	43.9	48.5	64.3	10.9	21.0	26.1	36.2	16.7	70.4	17.2	49.7	21.9	9.6	13.6	1.3
<b>A011J:</b> Doing well in school is important for getting a good job																
1. Disagree	1.6	2.6	0.4	1.7	2.0	2.0	2.4	0.6	2.1	0.9	3.4	1.2	1.2	1.1	3.2	9.9
2. Mostly disagree	2.4	3.4	1.4	2.4	2.2	3.0	3.5	1.7	1.2	1.6	5.8	1.7	3.2	1.8	3.7	6.8
3. Neither	6.9	9.2	4.5	5.9	5.3	6.7	6.5	7.2	7.1	5.7	10.6	5.1	9.6	5.7	7.1	10.9
4. Mostly agree	26.9	28.4	25.2	28.2	23.5	31.3	25.1	25.2	27.7	25.1	32.5	24.2	27.4	33.1	31.4	27.5
5. Agree	62.3	56.4	68.5	61.8	67.1	57.0	62.5	65.4	61.9	66.7	47.6	67.8	58.6	58.3	54.6	45.0
<i>Item 1670 Subject B01</i>	<i>N</i> 2428	1075	1185	1574	265	508	635	877	409	1725	421	1219	526	236	333	32
<b>A012:</b> The next questions ask for your opinions on the effects of using certain drugs and other substances. How much do you think people risk harming themselves (physically or in other ways), if they . . .																
<b>A012A:</b> Smoke one or more packs of cigarettes per day																
1. No risk	2.4	2.4	1.7	1.2	3.3	2.3	2.0	2.2	3.6	1.4	4.9	2.0	1.7	1.4	2.1	24.3
2. Slight risk	6.3	7.5	5.1	6.3	4.6	4.7	7.9	7.6	3.4	4.4	13.6	4.4	5.3	8.5	10.9	19.1
3. Moderate risk	23.9	25.9	22.4	26.1	18.4	24.7	26.6	24.3	17.7	23.6	25.7	21.2	23.1	28.9	30.4	15.3
4. Great risk	63.9	59.4	68.7	64.1	66.1	65.1	60.8	62.3	70.5	68.0	50.4	68.1	67.4	58.4	55.3	39.0
5. Can't say, drug unfamiliar	3.5	4.7	2.1	2.3	7.6	3.2	2.6	3.6	4.8	2.6	5.5	4.3	2.5	2.7	1.4	2.3
<i>Item 12360 Subject A14a</i>	<i>N</i> 2438	1081	1189	1581	267	509	639	879	410	1729	423	1222	531	236	334	32
<b>A012B:</b> Try marijuana once or twice																
1. No risk	32.5	37.5	26.8	32.8	18.6	40.1	33.4	26.9	33.6	30.4	34.1	13.6	47.4	45.5	64.5	61.2
2. Slight risk	33.5	27.3	40.1	34.5	36.7	32.2	35.4	34.3	30.6	36.2	25.7	36.3	37.7	30.8	21.3	30.6
3. Moderate risk	13.3	13.0	14.5	13.8	13.6	11.2	12.7	14.8	13.3	14.1	13.3	18.7	7.8	11.5	6.4	-
4. Great risk	15.6	16.4	14.8	14.6	22.1	11.5	14.1	18.2	17.6	15.3	18.2	23.6	6.1	9.0	6.8	3.2
5. Can't say, drug unfamiliar	5.1	5.8	3.8	4.4	9.0	4.9	4.3	5.8	4.9	4.0	8.7	7.8	0.9	3.2	1.0	5.0
<i>Item 12370 Subject A14a</i>	<i>N</i> 2440	1082	1189	1582	267	511	639	880	410	1730	422	1222	532	236	334	32
<b>A012C:</b> Smoke marijuana occasionally																
1. No risk	13.4	16.6	9.0	11.3	10.1	15.6	13.3	12.0	14.2	10.4	18.6	3.5	18.4	16.5	33.6	43.3
2. Slight risk	25.8	25.2	26.7	27.2	18.9	29.9	25.9	22.1	28.4	26.6	22.8	15.7	37.3	36.9	38.4	25.0
3. Moderate risk	30.5	27.1	35.2	33.1	33.4	29.9	33.6	31.4	25.0	33.9	21.7	35.4	31.3	27.4	17.0	26.7
4. Great risk	25.2	25.3	25.5	24.2	29.0	19.9	23.3	28.5	27.7	25.2	28.1	37.8	12.0	15.9	9.9	-
5. Can't say, drug unfamiliar	5.0	5.7	3.6	4.2	8.6	4.8	3.9	6.0	4.8	3.9	8.8	7.6	1.0	3.3	1.1	5.0
<i>Item 12380 Subject A14a</i>	<i>N</i> 2433	1081	1185	1577	266	511	635	875	412	1725	422	1222	529	236	333	32
<b>A012D:</b> Smoke marijuana regularly																
1. No risk	6.2	7.3	2.9	3.3	5.8	6.4	5.6	6.6	5.7	3.1	11.1	2.3	5.8	5.7	13.1	36.3
2. Slight risk	8.4	9.6	7.3	8.9	5.9	10.8	9.2	6.3	8.7	7.5	11.3	2.2	12.2	9.4	25.5	14.1
3. Moderate risk	21.8	22.8	21.0	22.6	14.6	24.4	19.0	19.4	28.2	23.0	16.0	12.2	33.3	33.3	31.7	20.4
4. Great risk	58.6	54.6	65.0	60.9	64.5	53.7	61.8	61.9	52.7	62.6	52.6	75.7	47.5	48.3	28.9	24.2
5. Can't say, drug unfamiliar	5.0	5.7	3.8	4.2	9.3	4.6	4.4	5.8	4.7	3.8	9.0	7.6	1.2	3.3	0.8	5.0
<i>Item 12390 Subject A14a</i>	<i>N</i> 2430	1080	1180	1574	266	511	635	875	409	1722	421	1222	527	236	329	32
<b>A012E:</b> Try cocaine in powder form once or twice																
1. No risk	5.2	6.7	3.1	3.4	4.4	6.0	3.2	5.6	6.3	3.6	8.6	2.6	3.7	4.1	11.3	33.4
2. Slight risk	16.0	14.6	17.0	16.9	4.1	16.9	20.5	11.4	17.6	15.5	16.9	13.0	14.8	19.4	27.9	14.1
3. Moderate risk	23.2	19.9	27.1	24.9	20.1	23.5	22.9	22.7	24.1	25.3	18.4	24.0	23.6	22.4	24.2	17.5
4. Great risk	46.3	49.1	44.6	46.2	59.5	44.3	42.6	51.2	44.6	47.8	42.0	49.8	49.7	45.5	32.6	28.0
5. Can't say, drug unfamiliar	9.3	9.7	8.2	8.7	12.0	9.3	10.7	9.1	7.5	7.8	14.1	10.6	8.2	8.6	4.0	7.0
<i>Item 12501 Subject A14a</i>	<i>N</i> 2435	1079	1186	1583	265	511	638	874	412	1727	420	1218	532	236	333	32
<b>A012F:</b> Take cocaine powder occasionally																
1. No risk	3.0	3.1	2.1	1.3	3.5	2.3	1.7	3.5	4.5	1.8	4.5	2.0	1.6	1.0	4.2	23.1
2. Slight risk	3.4	3.5	3.3	2.5	2.2	4.4	2.8	3.2	3.5	2.3	7.7	1.3	4.2	3.7	8.8	11.7
3. Moderate risk	19.3	16.9	21.6	21.4	9.6	21.4	22.6	15.1	20.4	19.3	19.6	17.0	17.4	20.3	31.1	19.9
4. Great risk	65.1	66.1	65.3	65.9	73.0	62.6	62.2	69.0	64.4	68.5	54.8	69.3	68.2	66.1	51.7	40.4
5. Can't say, drug unfamiliar	9.3	10.5	7.7	8.9	11.7	9.3	10.7	9.1	7.2	8.1	13.4	10.4	8.6	8.9	4.2	5.0
<i>Item 12502 Subject A14a</i>	<i>N</i> 2436	1080	1188	1582	263	511	639	875	412	1731	419	1222	531	236	333	32



QUESTIONNAIRE FORM 1 1996	TOTAL	SEX		RACE		REGION				COLLEGE PLANS?		ILLICIT DRUG USE: LIFETIME				
		M	F	White	Black	NE	NC	S	W	Yes	No	None	Mari- juana Only	Few Pills	More Pills	Any Her- oin
<i>N (Weighted No. of Cases):</i>	2466	1084	1197	1587	269	518	643	893	412	1737	425	1226	540	236	335	32
<i>% of Weighted Total:</i>	100.0	43.9	48.5	64.3	10.9	21.0	26.1	36.2	16.7	70.4	17.2	49.7	21.9	9.6	13.6	1.3
<b>A012G:</b> Take cocaine powder regularly																
1. No risk	2.6	2.7	1.8	1.0	2.6	2.4	1.5	2.9	4.0	1.4	4.5	1.9	2.1	0.5	2.1	19.8
2. Slight risk	1.2	1.5	1.0	0.6	1.8	0.7	1.0	1.6	1.4	0.7	3.0	0.3	0.8	0.8	5.0	5.7
3. Moderate risk	2.2	2.1	2.1	1.5	1.6	2.9	1.9	1.8	2.7	1.5	4.2	1.0	2.8	1.4	4.9	6.7
4. Great risk	85.3	83.7	88.2	88.6	82.7	86.1	85.0	85.3	84.6	88.9	75.7	87.1	86.4	88.9	84.3	62.7
5. Can't say, drug unfamiliar	8.7	10.1	6.9	8.3	11.2	8.0	10.5	8.4	7.2	7.6	12.6	9.8	7.9	8.5	3.8	5.1
<i>Item 12503 Subject A14a</i>	<i>N</i> 2434	1080	1187	1581	266	510	636	879	409	1729	420	1223	531	235	332	32
<b>A012H:</b> Try "crack" cocaine once or twice																
1. No risk	3.4	4.0	2.0	1.8	3.0	3.6	3.1	3.1	4.1	1.9	5.9	2.4	2.0	2.0	5.1	18.5
2. Slight risk	11.3	9.7	12.4	11.5	4.4	11.5	14.6	9.3	10.0	10.7	12.1	10.9	9.7	9.2	16.3	14.1
3. Moderate risk	19.3	15.4	23.8	20.7	12.0	21.1	18.3	17.2	22.8	20.7	18.8	19.6	17.5	19.9	22.4	18.5
4. Great risk	55.5	59.4	52.5	55.4	70.0	53.5	52.0	60.1	53.8	57.2	48.7	55.8	59.9	59.3	50.0	42.4
5. Can't say, drug unfamiliar	10.6	11.5	9.3	10.6	10.6	10.3	11.9	10.3	9.3	9.5	14.6	11.4	10.9	9.6	6.1	6.5
<i>Item 12504 Subject A14a</i>	<i>N</i> 2435	1082	1187	1582	266	510	638	876	412	1730	422	1224	529	236	334	32
<b>A012I:</b> Take "crack" cocaine occasionally																
1. No risk	2.7	2.9	1.7	1.1	3.2	2.7	2.0	2.4	4.1	1.4	4.9	1.8	1.6	1.3	2.7	23.1
2. Slight risk	1.7	1.4	1.9	1.1	1.6	1.5	1.6	1.6	2.1	1.2	3.0	1.1	1.9	-	4.2	3.7
3. Moderate risk	14.0	11.6	16.2	14.7	8.4	12.9	18.1	12.2	12.8	13.5	15.8	13.4	13.1	13.7	17.1	13.0
4. Great risk	71.4	72.9	71.2	72.9	76.1	72.5	66.6	73.4	73.1	74.8	61.8	72.5	73.3	75.6	70.1	55.3
5. Can't say, drug unfamiliar	10.2	11.1	8.9	10.3	10.8	10.3	11.6	10.2	7.9	9.1	14.4	11.2	10.1	9.4	5.8	5.0
<i>Item 12505 Subject A14a</i>	<i>N</i> 2431	1079	1188	1579	266	509	637	875	410	1728	420	1221	531	235	333	32
<b>A012J:</b> Take "crack" cocaine regularly																
1. No risk	2.6	3.1	1.5	1.1	2.3	2.5	1.6	2.8	3.8	1.3	4.9	1.7	2.1	1.3	1.8	19.4
2. Slight risk	0.9	0.5	1.1	0.4	1.3	0.8	0.6	0.9	1.6	0.6	2.0	0.4	0.6	-	3.6	5.6
3. Moderate risk	1.3	0.9	1.3	0.7	0.9	1.1	1.9	0.9	1.5	0.8	2.5	1.2	1.5	0.5	1.6	-
4. Great risk	85.3	84.7	87.5	88.0	84.4	86.6	84.4	85.2	85.0	88.6	76.1	85.9	86.1	89.2	87.1	70.0
5. Can't say, drug unfamiliar	9.9	10.9	8.5	9.8	11.0	9.0	11.5	10.1	8.1	8.7	14.5	10.8	9.6	9.0	5.9	5.0
<i>Item 12506 Subject A14a</i>	<i>N</i> 2424	1075	1182	1572	264	508	635	871	410	1721	419	1217	532	234	329	32
<b>A012K:</b> Try one or two drinks of an alcoholic beverage (beer, wine, liquor)																
1. No risk	48.5	52.8	43.5	51.2	22.6	56.2	51.1	43.3	46.0	47.3	47.4	34.7	57.5	65.2	71.8	70.2
2. Slight risk	32.6	27.6	38.1	32.4	48.7	29.8	32.6	35.6	29.4	34.9	28.0	37.5	33.2	24.9	21.8	21.4
3. Moderate risk	8.9	8.8	9.5	7.9	11.8	7.0	7.2	9.8	12.1	9.5	8.2	13.0	5.1	5.9	3.3	-
4. Great risk	8.0	8.2	7.6	7.1	12.1	5.2	7.3	8.9	10.6	7.0	12.1	11.5	3.5	3.3	3.0	6.1
5. Can't say, drug unfamiliar	2.1	2.6	1.2	1.4	4.8	1.9	1.9	2.4	1.9	1.4	4.3	3.3	0.7	0.7	0.2	2.3
<i>Item 12510 Subject A14a</i>	<i>N</i> 2435	1080	1190	1583	265	511	637	877	409	1730	421	1222	532	235	334	32
<b>A012L:</b> Take one or two drinks nearly every day																
1. No risk	13.0	18.8	6.7	12.1	7.2	14.3	13.0	11.9	13.3	10.6	18.2	7.8	14.7	13.8	22.0	41.1
2. Slight risk	27.9	28.9	26.7	31.4	18.2	29.1	30.9	27.7	22.5	28.4	27.3	22.6	31.6	35.0	38.9	26.7
3. Moderate risk	35.1	31.7	38.9	34.3	41.8	35.1	36.0	35.4	33.3	37.0	29.5	38.9	35.7	34.9	27.2	11.2
4. Great risk	21.7	18.2	25.9	20.8	27.2	19.3	17.6	22.6	29.2	22.7	20.5	27.4	16.5	15.8	11.5	18.7
5. Can't say, drug unfamiliar	2.3	2.4	1.8	1.4	5.6	2.2	2.5	2.4	1.8	1.4	4.5	3.3	1.5	0.6	0.3	2.3
<i>Item 12520 Subject A14a</i>	<i>N</i> 2435	1080	1189	1582	265	511	636	878	410	1728	422	1223	529	236	333	32
<b>A012M:</b> Take four or five drinks nearly every day																
1. No risk	4.9	6.9	2.5	3.5	4.2	3.3	5.2	4.5	7.4	3.5	8.0	2.7	5.0	4.3	7.8	31.2
2. Slight risk	7.8	9.2	6.0	8.1	3.1	7.3	8.5	7.4	8.1	6.8	12.1	6.1	8.4	8.4	11.1	18.4
3. Moderate risk	22.3	23.7	21.3	25.4	14.9	22.6	25.8	20.8	19.7	22.0	24.7	18.0	26.2	27.1	31.0	10.7
4. Great risk	62.5	57.6	68.5	61.7	72.3	64.7	58.0	64.5	62.5	66.3	50.4	69.7	58.4	59.5	49.8	37.4
5. Can't say, drug unfamiliar	2.4	2.5	1.7	1.3	5.5	2.1	2.4	2.8	2.2	1.5	4.8	3.5	2.1	0.7	0.3	2.3
<i>Item 12530 Subject A14a</i>	<i>N</i> 2437	1081	1187	1579	266	510	637	879	411	1727	422	1219	536	236	334	32
<b>A012N:</b> Have five or more drinks once or twice each weekend																
1. No risk	9.1	12.2	4.9	8.1	7.9	9.1	9.1	9.0	8.9	7.0	13.3	4.1	10.6	11.5	16.9	35.3
2. Slight risk	15.2	18.5	12.0	17.3	6.9	18.7	15.6	13.8	13.2	14.5	15.8	9.7	19.5	20.1	25.2	17.9
3. Moderate risk	28.8	25.7	31.9	30.9	21.0	30.1	29.3	28.4	27.3	29.9	25.5	26.2	36.1	29.5	30.1	15.1
4. Great risk	44.6	41.0	49.5	42.2	59.1	40.0	43.7	46.3	48.2	47.2	40.2	56.6	32.6	37.7	27.5	29.4
5. Can't say, drug unfamiliar	2.3	2.6	1.8	1.5	5.1	2.1	2.2	2.5	2.4	1.4	5.1	3.5	1.1	1.2	0.3	2.3
<i>Item 12540 Subject A14a</i>	<i>N</i> 2435	1081	1189	1583	267	511	638	878	409	1730	422	1223	532	236	332	32



## MONITORING THE FUTURE

QUESTIONNAIRE FORM 1 1996	TOTAL	SEX		RACE		REGION				COLLEGE PLANS?		ILLICIT DRUG USE: LIFETIME					
		M	F	White	Black	NE	NC	S	W	Yes	No	None	Mari- juana Only	Few Pills	More Pills	Any Her- oin	
<i>N (Weighted No. of Cases):</i>	2466	1084	1197	1587	269	518	643	893	412	1737	425	1226	540	236	335	32	
<i>% of Weighted Total:</i>	100.0	43.9	48.5	64.3	10.9	21.0	26.1	36.2	16.7	70.4	17.2	49.7	21.9	9.6	13.6	1.3	
<b>A012O:</b> Try heroin once or twice without using a needle																	
1. No risk	3.5	4.4	2.0	1.9	4.0	3.3	2.8	3.4	5.1	2.0	6.7	2.3	2.6	1.5	3.7	32.1	
2. Slight risk	7.0	7.4	6.5	7.6	0.9	7.7	8.8	5.4	6.8	6.8	7.5	5.0	7.4	10.5	10.2	18.0	
3. Moderate risk	15.3	13.2	17.2	15.9	9.7	15.5	15.7	14.1	16.9	16.0	13.5	16.2	11.6	12.2	21.7	14.9	
4. Great risk	58.6	58.8	59.6	59.2	69.5	58.4	54.6	61.5	58.8	60.9	52.7	59.3	64.0	60.0	53.4	29.9	
5. Can't say, drug unfamiliar	15.6	16.1	14.7	15.4	16.0	15.1	18.1	15.6	12.3	14.3	19.7	17.1	14.4	15.8	11.0	5.0	
<i>Item 29600 Subject A14a</i>	<i>N</i>	<i>2426</i>	<i>1076</i>	<i>1185</i>	<i>1578</i>	<i>266</i>	<i>509</i>	<i>636</i>	<i>870</i>	<i>410</i>	<i>1723</i>	<i>419</i>	<i>1217</i>	<i>531</i>	<i>234</i>	<i>334</i>	<i>32</i>
<b>A012P:</b> Take heroin occasionally without using a needle																	
1. No risk	2.7	3.1	1.6	1.4	3.3	2.7	1.8	3.4	2.7	1.3	5.3	1.8	2.5	1.3	2.0	15.7	
2. Slight risk	1.7	2.0	1.2	1.4	0.3	1.5	1.2	1.5	2.9	1.5	2.1	1.0	1.4	2.7	2.2	15.4	
3. Moderate risk	9.0	8.7	9.6	9.7	5.9	9.4	11.8	7.1	8.4	9.5	8.4	8.3	7.8	11.7	11.6	18.6	
4. Great risk	71.0	70.1	73.0	72.5	73.8	70.9	67.1	72.7	73.7	73.7	64.4	71.8	73.7	69.4	72.8	45.2	
5. Can't say, drug unfamiliar	15.6	16.0	14.6	15.0	16.8	15.6	18.2	15.2	12.4	14.1	19.7	17.1	14.6	14.9	11.4	5.1	
<i>Item 29610 Subject A14a</i>	<i>N</i>	<i>2424</i>	<i>1074</i>	<i>1186</i>	<i>1581</i>	<i>265</i>	<i>509</i>	<i>637</i>	<i>872</i>	<i>407</i>	<i>1725</i>	<i>417</i>	<i>1215</i>	<i>532</i>	<i>235</i>	<i>333</i>	<i>32</i>
<b>A013:</b> How difficult do you think it would be for you to get each of the following types of drugs, if you wanted some?																	
<b>A013A:</b> Marijuana																	
1. Probably impossible	2.6	2.6	2.9	1.9	2.8	2.1	3.5	2.1	3.2	2.0	5.4	4.3	-	2.3	0.8	-	
2. Very difficult	2.2	1.6	2.6	1.6	2.2	2.6	2.3	1.8	2.7	1.7	4.4	3.4	1.0	0.3	0.7	-	
3. Fairly difficult	4.1	4.5	3.6	3.7	4.7	3.3	3.1	5.5	3.7	3.9	4.7	6.6	0.5	2.8	1.6	2.3	
4. Fairly easy	19.9	18.0	22.5	22.1	10.3	16.4	19.8	19.7	24.7	22.4	14.3	27.9	10.9	16.8	12.3	0.5	
5. Very easy	71.1	73.4	68.4	70.8	80.1	75.6	71.3	70.9	65.7	70.1	71.3	57.9	87.6	77.7	84.6	97.2	
<i>Item 6750 Subject A03a</i>	<i>N</i>	<i>2429</i>	<i>1080</i>	<i>1181</i>	<i>1577</i>	<i>263</i>	<i>509</i>	<i>636</i>	<i>875</i>	<i>410</i>	<i>1722</i>	<i>420</i>	<i>1215</i>	<i>536</i>	<i>236</i>	<i>334</i>	<i>32</i>
<b>A013B:</b> "Crack" cocaine																	
1. Probably impossible	6.5	5.2	6.7	4.9	7.5	6.8	7.2	5.9	6.1	4.7	11.8	8.6	4.1	3.9	4.7	2.0	
2. Very difficult	11.6	13.6	10.2	12.8	8.6	10.6	11.7	11.9	11.9	13.0	8.2	13.1	10.4	12.2	8.4	3.3	
3. Fairly difficult	28.6	30.3	27.4	31.2	15.1	33.8	28.7	26.0	27.5	30.0	24.5	29.0	30.4	27.9	29.6	18.6	
4. Fairly easy	34.5	31.9	37.6	37.8	23.8	32.5	33.6	35.4	36.4	35.8	32.1	35.5	32.3	38.4	34.0	19.8	
5. Very easy	18.8	18.9	18.0	13.3	45.0	16.4	18.8	20.7	18.0	16.5	23.4	13.9	22.8	17.6	23.3	56.3	
<i>Item 6811 Subject A03a</i>	<i>N</i>	<i>2415</i>	<i>1077</i>	<i>1174</i>	<i>1572</i>	<i>263</i>	<i>504</i>	<i>635</i>	<i>869</i>	<i>408</i>	<i>1715</i>	<i>419</i>	<i>1210</i>	<i>527</i>	<i>236</i>	<i>333</i>	<i>32</i>
<b>A013C:</b> Cocaine powder																	
1. Probably impossible	7.9	7.2	7.6	6.1	10.7	7.3	9.3	7.9	6.5	6.0	14.4	11.0	4.7	4.8	4.9	-	
2. Very difficult	12.5	15.6	10.1	12.9	14.1	11.3	13.1	13.8	10.6	13.1	12.0	14.4	14.0	12.4	4.1	-	
3. Fairly difficult	25.4	27.4	25.4	28.8	16.8	27.5	27.7	23.0	24.3	27.1	23.5	25.0	30.1	25.7	22.8	20.1	
4. Fairly easy	33.8	28.8	38.4	36.3	25.4	33.4	33.5	32.8	36.8	35.0	28.3	35.3	28.8	38.1	36.6	16.0	
5. Very easy	20.4	21.0	18.5	15.9	33.0	20.5	16.4	22.5	21.8	18.8	21.8	14.3	22.5	19.1	31.5	63.9	
<i>Item 6812 Subject A03a</i>	<i>N</i>	<i>2409</i>	<i>1073</i>	<i>1173</i>	<i>1569</i>	<i>261</i>	<i>503</i>	<i>630</i>	<i>869</i>	<i>407</i>	<i>1712</i>	<i>417</i>	<i>1210</i>	<i>523</i>	<i>236</i>	<i>333</i>	<i>32</i>
The following questions are about CIGARETTE SMOKING.																	
<b>B001:</b> Have you ever smoked cigarettes?																	
1. Never—GO TO Q.B006	38.6	38.7	40.3	36.1	58.8	31.1	39.5	38.7	46.6	42.5	29.6	61.5	16.9	18.2	10.1	15.6	
2. Once or twice	22.0	22.1	22.0	19.8	28.3	22.2	18.3	24.4	22.0	22.3	21.0	21.5	29.4	21.3	11.5	12.4	
3. Occasionally but not regularly	16.1	17.5	14.6	17.8	6.2	18.9	13.7	15.8	17.2	16.3	14.1	9.7	24.6	22.9	20.5	20.8	
4. Regularly in the past	6.2	4.4	7.3	6.9	1.6	6.1	5.9	6.3	6.4	5.9	7.4	2.8	8.8	7.2	12.2	10.3	
5. Regularly now	17.1	17.4	15.9	19.5	5.1	21.7	22.6	14.8	7.9	13.1	27.8	4.4	20.2	30.4	45.7	40.9	
<i>Item 760 Subject A01a</i>	<i>N</i>	<i>2388</i>	<i>1063</i>	<i>1165</i>	<i>1566</i>	<i>253</i>	<i>501</i>	<i>628</i>	<i>861</i>	<i>398</i>	<i>1705</i>	<i>405</i>	<i>1193</i>	<i>528</i>	<i>234</i>	<i>328</i>	<i>32</i>
<b>B002:</b> How frequently have you smoked cigarettes during the past 30 days?																	
1. Not at all	45.1	45.0	47.4	41.6	65.5	42.6	38.2	45.1	61.5	49.5	37.7	63.8	45.4	37.3	21.7	26.8	
2. Less than one cigarette per day	20.5	20.7	19.5	21.1	14.0	18.9	19.6	23.2	18.1	22.3	15.2	20.3	22.9	19.9	19.5	21.7	
3. One to five cigarettes per day	13.8	12.8	14.8	15.0	14.1	14.0	15.9	14.2	8.3	13.5	13.2	8.4	15.9	14.7	18.3	12.0	
4. About one-half pack per day	10.7	10.1	10.3	11.4	4.4	11.6	12.9	10.1	6.9	8.8	12.8	3.9	8.8	12.7	21.7	12.2	
5. About one pack per day	7.6	9.1	6.1	8.8	-	10.7	10.1	5.9	2.7	5.0	15.9	3.0	5.4	13.8	13.6	15.5	
6. About one and one-half packs per day	1.7	1.9	1.4	1.8	-	2.0	2.4	0.9	1.8	0.8	3.8	0.5	1.0	1.6	4.5	2.3	
7. Two packs or more per day	0.6	0.4	0.4	0.3	2.0	0.1	0.9	0.6	0.6	0.2	1.4	0.1	0.6	-	0.7	9.3	
<i>Item 780 Subject A01c</i>	<i>N†</i>	<i>1466</i>	<i>651</i>	<i>697</i>	<i>1000</i>	<i>105</i>	<i>345</i>	<i>380</i>	<i>529</i>	<i>212</i>	<i>982</i>	<i>286</i>	<i>459</i>	<i>439</i>	<i>192</i>	<i>296</i>	<i>27</i>

†=excludes respondents for whom question was inappropriate.



QUESTIONNAIRE FORM 1 1996	TOTAL	SEX		RACE		REGION				COLLEGE PLANS?		ILLICIT DRUG USE: LIFETIME					
		M	F	White	Black	NE	NC	S	W	Yes	No	None	Mari- juana Only	Few Pills	More Pills	Any Her- oin	
<i>N (Weighted No. of Cases):</i>	2466	1084	1197	1587	269	518	643	893	412	1737	425	1226	540	236	335	32	
<i>% of Weighted Total:</i>	100.0	43.9	48.5	64.3	10.9	21.0	26.1	36.2	16.7	70.4	17.2	49.7	21.9	9.6	13.6	1.3	
<b>B003:</b> To be more precise, during the past 30 days about how many cigarettes have you smoked per day?																	
01. None	44.7	43.4	47.5	41.0	64.1	42.2	38.8	43.9	61.2	48.8	37.0	63.7	45.9	36.5	20.8	24.4	
02. Less than 1 per day	15.0	16.2	14.4	16.1	11.6	14.5	14.6	17.5	10.0	18.0	7.6	15.0	17.4	17.2	12.4	5.8	
03. 1 to 2	7.0	6.5	6.9	7.0	7.8	6.1	6.3	8.4	6.5	5.5	9.0	4.2	7.4	5.7	9.0	13.9	
04. 3 to 7	11.6	10.2	13.1	12.6	8.5	12.7	12.5	11.3	9.1	11.1	10.8	7.1	12.8	10.6	18.3	11.2	
05. 8 to 12	6.9	5.4	7.6	7.3	0.5	8.5	7.1	6.3	5.3	6.1	8.1	2.6	5.8	10.5	12.1	17.5	
06. 13 to 17	5.6	7.7	3.3	6.4	3.3	5.5	6.0	6.8	1.6	3.7	10.8	3.0	3.8	8.8	9.5	4.6	
07. 18 to 22	4.4	5.7	2.7	4.6	-	5.8	7.0	2.2	2.6	3.2	8.5	1.8	3.1	5.8	8.6	8.0	
08. 23 to 27	1.6	1.7	1.5	2.0	-	1.1	2.5	1.7	0.6	1.2	2.7	0.7	0.9	2.3	3.3	2.9	
09. 28 to 32	0.8	1.0	0.6	0.9	0.5	1.3	0.6	0.6	0.4	0.6	0.8	0.2	0.7	0.8	1.4	2.3	
10. 33 to 37	0.2	0.3	0.2	0.3	-	0.2	0.7	-	-	0.3	0.2	-	0.3	-	0.7	-	
11. 38 or more	2.3	2.0	2.1	1.6	3.7	2.1	3.8	1.3	2.7	1.4	4.4	1.5	1.8	1.7	3.8	9.3	
<i>Item 781 Subject A01d</i>	<i>N†</i>	1464	649	695	997	105	344	380	529	211	978	285	459	438	192	294	27
<b>B004:</b> How many cigarettes are there in the packs you usually smoke?																	
1. 20 cigarettes per pack	46.6	47.6	43.8	48.6	29.4	51.5	54.1	42.2	36.3	41.5	54.2	26.8	45.3	57.6	67.8	73.4	
2. 25 cigarettes per pack	2.5	2.6	1.8	2.2	3.4	2.4	2.0	3.1	1.9	2.2	3.2	1.2	2.1	2.0	4.6	2.5	
3. Other, or don't smoke now	50.9	49.8	54.3	49.1	67.2	46.1	43.9	54.7	61.8	56.3	42.5	72.0	52.6	40.3	27.6	24.1	
<i>Item 782 Subject A01d</i>	<i>N†</i>	1447	640	690	987	104	340	377	520	210	964	285	445	434	191	297	26
<b>B005A:</b> Have you ever tried to stop smoking and found that you could not?																	
1. Yes	19.5	16.9	20.7	20.1	13.6	18.5	26.8	16.8	14.6	17.2	26.7	12.1	15.3	23.9	31.8	25.1	
2. No	80.5	83.1	79.3	79.9	86.4	81.5	73.2	83.2	85.4	82.8	73.3	87.9	84.7	76.1	68.2	74.9	
<i>Item 1690 Subject A01i</i>	<i>N†</i>	1397	621	659	964	93	328	365	500	204	934	272	420	413	189	295	27
<b>B005B:</b> How many times (if any) have you tried to stop smoking?																	
1. None	59.4	64.2	57.9	59.1	63.6	57.9	56.5	60.4	64.8	61.9	54.2	66.3	63.5	52.6	47.4	56.7	
2. Once	19.6	20.5	17.3	19.3	24.4	21.0	17.9	19.6	20.2	18.6	21.3	22.6	18.1	17.9	19.6	22.1	
3. Twice	11.6	7.9	14.2	10.8	6.8	13.1	13.4	10.8	7.7	10.1	15.1	5.4	12.0	17.1	16.0	13.8	
4. 3 to 5 times	7.5	5.6	8.7	8.6	3.3	6.9	11.0	6.6	4.1	7.3	7.9	4.3	5.3	11.4	12.9	-	
5. 6 to 9 times	0.7	0.7	0.7	1.0	-	0.3	0.1	1.4	0.4	0.8	0.7	0.4	0.1	0.3	1.9	2.9	
6. 10 or more times	1.3	1.1	1.1	1.3	2.0	0.7	1.0	1.4	2.7	1.3	0.7	0.9	1.0	0.8	2.1	4.5	
<i>Item 1691 Subject A01i</i>	<i>N†</i>	1355	608	633	939	90	320	353	482	200	901	266	395	404	185	292	27
<b>B005C:</b> Do you want to stop smoking now?																	
1. Yes	18.3	19.0	16.0	18.1	13.8	16.8	22.4	17.2	15.6	16.2	19.4	7.9	19.3	22.0	28.9	19.5	
2. No	25.8	27.6	23.4	27.7	15.2	32.1	28.4	24.1	14.8	22.9	33.8	16.1	24.7	29.7	35.9	52.9	
8. Don't smoke now	56.0	53.4	60.6	54.1	71.0	51.1	49.1	58.7	69.5	60.8	46.9	76.1	56.0	48.3	35.2	27.6	
<i>Item 1700 Subject A01i</i>	<i>N†</i>	1419	631	674	978	99	331	371	511	206	956	275	439	420	188	295	27
<b>B006:</b> Do you think you will be smoking cigarettes five years from now?																	
1. I definitely will	1.4	1.2	1.0	0.9	2.1	0.5	2.6	1.0	1.4	0.6	4.4	0.8	1.2	0.5	2.8	11.8	
2. I probably will	11.0	10.6	10.3	11.9	4.0	15.2	13.2	9.8	4.7	8.1	20.5	3.4	13.0	21.4	26.5	21.0	
3. I probably will not	23.9	23.7	24.3	25.0	14.0	28.1	23.2	23.9	20.0	22.9	24.3	16.2	30.9	31.2	33.2	37.1	
4. I definitely will not	63.7	64.5	64.5	62.2	79.9	56.2	61.0	65.4	73.9	68.3	50.8	79.6	54.9	46.9	37.5	30.1	
<i>Item 1710 Subject A04a</i>	<i>N</i>	2421	1073	1186	1570	268	507	635	872	408	1718	422	1215	534	236	333	32
The different questionnaire forms used in this study tend to emphasize somewhat different topics. The next major section in this form deals with alcohol and various other drugs. There is a lot of talk these days about these subjects, but very little accurate information. Therefore, we still have a lot to learn about the actual experiences and attitudes of people your age.																	
We hope that you can answer all questions; but if you find one which you feel you cannot answer honestly, we would prefer that you leave it blank.																	
Remember that your answers will be strictly confidential. We never connect them with your name or your class.																	

†=excludes respondents for whom question was inappropriate.



## MONITORING THE FUTURE

QUESTIONNAIRE FORM 1 1996	TOTAL	SEX		RACE		REGION				COLLEGE PLANS?		ILLICIT DRUG USE: LIFETIME				
		M	F	White	Black	NE	NC	S	W	Yes	No	None	Mari- juana Only	Few Pills	More Pills	Any Her- oin
<i>N (Weighted No. of Cases):</i> <i>% of Weighted Total:</i>	2466 100.0	1084 43.9	1197 48.5	1587 64.3	269 10.9	518 21.0	643 26.1	893 36.2	412 16.7	1737 70.4	425 17.2	1226 49.7	540 21.9	236 9.6	335 13.6	32 1.3
The next questions are about ALCOHOLIC BEVERAGES, including beer, wine, wine coolers, and liquor.																
<b>B007:</b> On how many occasions (if any) have you had alcohol to drink—more than just a few sips . . .																
<b>B007A:</b> . . . in your lifetime?																
1. 0 occasions	18.9	20.4	18.4	18.5	22.4	14.9	19.5	17.6	25.6	20.0	19.3	33.6	2.5	5.2	2.9	4.3
2. 1-2	10.8	9.0	13.2	10.4	18.2	10.0	11.1	12.0	9.2	11.9	9.0	16.6	3.7	8.7	4.0	-
3. 3-5	11.9	10.2	13.2	10.6	15.8	8.7	10.5	14.5	12.2	12.2	10.6	14.0	13.8	9.6	3.4	0.7
4. 6-9	8.5	5.9	11.1	8.2	10.4	8.2	9.3	8.0	8.9	8.6	7.7	9.2	9.1	8.1	6.0	4.2
5. 10-19	13.0	11.8	14.1	12.8	13.8	11.0	14.0	13.4	12.7	13.2	10.9	11.0	15.8	21.1	10.2	17.0
6. 20-39	11.5	10.4	12.5	13.1	5.5	15.2	10.2	11.2	9.5	10.8	12.9	7.8	16.5	12.3	16.4	3.8
7. 40 or more	25.4	32.2	17.6	26.4	13.9	32.0	25.4	23.1	21.9	23.2	29.7	7.8	38.6	35.0	57.1	70.0
<i>Item 810 Subject A01a</i>	<i>N</i> 2351	1047	1154	1547	251	493	616	841	401	1686	403	1190	531	230	324	28
<b>B007B:</b> . . . during the last 12 months?																
1. 0 occasions	27.9	28.9	28.2	26.5	36.1	22.8	28.9	27.5	33.8	29.4	27.6	45.9	9.1	9.7	6.9	12.2
2. 1-2	17.6	14.3	20.9	16.5	27.8	14.8	16.0	20.0	18.8	17.6	19.3	21.9	14.7	16.9	10.2	5.5
3. 3-5	13.6	10.6	16.6	14.2	14.0	12.6	15.6	12.7	13.8	14.3	11.6	12.9	14.8	20.1	9.2	18.2
4. 6-9	10.0	10.4	10.1	9.9	7.9	10.3	8.8	11.6	8.4	10.4	8.5	7.2	13.6	14.9	10.1	13.4
5. 10-19	11.2	10.9	11.3	12.7	6.1	14.5	11.3	11.1	7.4	10.8	11.3	6.7	19.0	8.8	18.5	-
6. 20-39	7.2	7.9	6.2	7.6	3.2	10.5	5.7	7.1	5.4	6.5	7.7	2.0	11.0	15.0	12.9	12.8
7. 40 or more	12.3	17.0	6.7	12.6	4.9	14.5	13.7	10.0	12.4	10.9	14.0	3.3	18.0	14.7	32.2	37.9
<i>Item 820 Subject A01b</i>	<i>N</i> 2340	1047	1150	1545	249	493	614	830	402	1680	401	1181	527	230	324	29
<b>B007C:</b> . . . during the last 30 days?																
1. 0 occasions	52.2	48.9	56.4	49.7	68.5	43.3	53.2	52.8	60.1	54.4	51.6	72.6	32.7	36.3	23.7	30.0
2. 1-2	19.8	18.3	21.7	21.2	16.1	22.3	20.0	19.9	16.5	20.0	18.1	16.1	24.5	28.8	19.1	17.6
3. 3-5	10.5	11.4	9.5	11.7	5.7	11.8	10.5	10.0	10.2	10.1	11.6	6.7	16.5	6.7	17.9	4.9
4. 6-9	7.9	8.7	6.7	7.6	4.1	10.3	7.3	8.7	4.2	7.1	7.9	2.6	12.4	14.2	16.4	2.0
5. 10-19	4.8	6.1	3.2	5.2	2.4	6.7	4.1	4.8	3.6	5.0	3.2	1.0	7.2	6.1	11.6	22.6
6. 20-39	2.6	3.7	1.4	2.3	1.5	3.8	2.2	1.9	3.0	1.8	4.1	0.7	4.0	3.6	5.2	16.3
7. 40 or more	2.2	2.9	1.0	2.3	1.6	1.7	2.8	1.9	2.4	1.7	3.5	0.3	2.7	4.4	6.1	6.5
<i>Item 830 Subject A01c</i>	<i>N</i> 2342	1048	1152	1548	249	493	616	826	406	1683	403	1183	528	230	324	28
IF YOU HAVE NOT HAD ANY BEER, WINE, WINE COOLERS, OR LIQUOR IN THE LAST TWELVE MONTHS, GO TO Q.B016.																
<b>B008:</b> When you used alcohol during the last year, how often did you use it in each of the following situations?																
<b>B008A:</b> When you were alone																
1. Not at all	75.7	70.8	82.6	76.4	72.3	74.3	76.4	76.4	75.4	78.7	68.5	84.8	77.7	71.5	59.8	47.1
2. A few of the times	18.9	21.7	14.9	19.5	19.2	19.7	19.6	18.0	18.8	17.8	20.9	12.3	17.5	24.1	30.1	23.0
3. Some of the times	4.0	5.5	2.1	2.8	6.1	4.4	3.3	4.1	4.7	2.7	8.2	2.0	4.1	2.1	8.5	24.2
4. Most of the times	0.9	1.4	0.3	0.9	1.4	1.5	0.6	0.7	1.0	0.6	1.8	0.7	0.6	1.2	1.0	5.7
5. Every time	0.3	0.6	0.1	0.3	1.0	0.1	-	0.8	0.2	0.2	0.7	0.1	0.2	1.0	0.5	-
<i>Item 1720 Subject A05a</i>	<i>N†</i> 1660	735	800	1125	151	376	429	593	261	1166	282	634	457	207	299	25
<b>B008B:</b> With just 1 or 2 other people																
1. Not at all	21.5	16.4	27.4	20.2	26.5	20.5	19.9	21.8	24.9	24.1	15.7	32.8	16.3	19.8	7.5	3.3
2. A few of the times	38.1	37.1	39.8	40.1	35.0	38.4	36.0	38.3	40.8	39.0	34.1	37.5	39.3	39.1	37.2	45.8
3. Some of the times	19.9	21.8	16.2	19.2	11.9	22.9	20.1	19.2	16.7	18.1	21.4	12.6	20.7	20.8	31.8	28.3
4. Most of the times	13.9	18.2	9.8	13.8	16.6	12.5	17.5	13.5	10.9	12.1	21.4	9.2	16.5	16.4	18.9	22.7
5. Every time	6.6	6.6	6.7	6.8	10.0	5.7	6.4	7.2	6.7	6.7	7.4	7.9	7.1	4.0	4.7	-
<i>Item 1730 Subject A05b</i>	<i>N†</i> 1661	732	806	1129	152	378	430	595	258	1169	282	637	460	205	297	25
<b>B008C:</b> At a party																
1. Not at all	14.7	12.6	16.5	13.1	29.5	13.1	14.8	15.1	16.1	14.0	18.8	23.4	11.7	7.3	6.4	10.2
2. A few of the times	16.9	15.7	18.1	17.2	21.9	14.8	17.5	18.7	15.1	18.5	14.1	20.2	14.1	20.4	12.2	3.5
3. Some of the times	12.7	13.5	11.8	12.1	11.1	13.5	12.2	12.9	11.8	11.6	15.6	11.7	13.8	11.7	12.6	13.6
4. Most of the times	33.0	32.8	33.5	35.4	18.6	36.3	31.1	31.4	34.8	33.9	26.0	24.7	35.8	39.3	43.2	26.7
5. Every time	22.7	25.5	20.0	22.2	18.8	22.4	24.4	21.9	22.1	22.0	25.5	19.9	24.7	21.4	25.6	46.0
<i>Item 1740 Subject A05c</i>	<i>N†</i> 1657	730	804	1123	151	377	426	595	257	1170	277	636	456	206	297	25

†=excludes respondents for whom question was inappropriate.



QUESTIONNAIRE FORM 1 1996	TOTAL	SEX		RACE		REGION				COLLEGE PLANS?		ILLICIT DRUG USE: LIFETIME					
		M	F	White	Black	NE	NC	S	W	Yes	No	None	Mari- juana Only	Few Pills	More Pills	Any Her- oin	
<i>N (Weighted No. of Cases):</i>	2466	1084	1197	1587	269	518	643	893	412	1737	425	1226	540	236	335	32	
<i>% of Weighted Total:</i>	100.0	43.9	48.5	64.3	10.9	21.0	26.1	36.2	16.7	70.4	17.2	49.7	21.9	9.6	13.6	1.3	
<b>B008D:</b> When your date or spouse was present																	
1. Not at all	46.3	52.3	41.9	43.4	66.5	44.4	39.6	50.0	51.8	47.3	47.9	60.3	42.0	37.1	30.4	27.8	
2. A few of the times	22.8	21.6	23.0	24.0	13.8	23.2	27.0	19.5	22.9	23.0	18.8	21.7	24.6	24.8	22.5	10.5	
3. Some of the times	13.4	14.0	12.3	14.4	6.6	15.4	13.0	13.7	10.8	13.1	11.3	6.7	16.2	14.2	21.5	22.5	
4. Most of the times	10.7	6.8	14.5	11.9	6.3	13.2	10.5	10.0	9.2	10.6	11.3	5.9	11.8	13.6	17.3	17.3	
5. Every time	6.7	5.2	8.3	6.3	6.8	3.9	9.9	6.9	5.3	5.9	10.7	5.4	5.4	10.2	8.3	21.9	
<i>Item 1750 Subject A05b</i>	<i>N†</i>	1654	730	798	1115	153	371	426	599	259	1162	281	632	459	203	299	25
<b>B008E:</b> When people over age 30 were present																	
1. Not at all	42.9	40.1	47.2	44.3	60.5	39.9	44.9	45.3	38.3	45.8	36.7	49.6	42.2	44.1	30.8	32.6	
2. A few of the times	33.5	33.8	32.4	35.0	21.4	36.2	32.5	31.7	35.4	34.1	28.9	27.2	37.6	39.0	37.5	23.7	
3. Some of the times	12.5	13.5	10.4	11.8	7.6	12.6	10.7	13.6	13.1	10.2	18.6	9.1	13.1	9.4	20.4	19.4	
4. Most of the times	4.8	4.9	4.9	3.8	5.7	4.9	5.2	4.3	5.3	4.4	6.6	5.3	3.8	1.5	5.7	24.3	
5. Every time	6.2	7.6	5.1	5.1	4.8	6.3	6.7	5.1	7.9	5.6	9.2	8.7	3.3	6.0	5.7	-	
<i>Item 1760 Subject A05b</i>	<i>N†</i>	1658	730	805	1125	153	377	425	595	261	1167	281	636	455	206	299	25
<b>B008F:</b> During the daytime (before 4:00 p.m.)																	
1. Not at all	63.7	57.6	70.8	63.6	69.4	59.5	65.1	67.4	59.2	66.8	56.9	75.5	65.0	58.3	44.4	30.7	
2. A few of the times	24.9	26.1	23.6	26.2	20.0	28.4	26.3	22.1	24.3	24.1	27.0	19.1	24.0	30.2	33.3	23.8	
3. Some of the times	8.4	12.3	3.6	8.0	7.3	9.9	7.3	7.2	10.7	6.3	12.3	3.3	9.2	10.2	16.1	17.6	
4. Most of the times	1.6	2.0	1.1	1.1	0.9	1.3	0.7	2.0	2.7	1.5	2.2	0.8	0.7	0.2	3.8	27.9	
5. Every time	1.4	1.9	0.9	1.2	2.4	0.9	0.7	1.4	3.1	1.4	1.5	1.2	1.1	1.1	2.4	-	
<i>Item 1770 Subject A05c</i>	<i>N†</i>	1664	734	807	1128	152	376	428	598	261	1173	281	640	458	206	299	25
<b>B008G:</b> At your home (or apartment or dorm)																	
1. Not at all	46.1	43.5	50.0	46.7	50.2	39.8	46.8	50.6	43.5	50.3	38.9	57.2	45.6	44.8	26.8	26.5	
2. A few of the times	27.2	25.5	28.0	27.5	23.3	30.7	27.7	24.8	26.6	25.1	28.6	21.6	27.2	34.2	34.5	11.6	
3. Some of the times	14.7	17.9	10.7	14.5	12.2	16.4	12.3	15.0	15.6	13.6	15.4	7.3	17.7	11.0	25.5	37.0	
4. Most of the times	7.7	8.3	7.2	7.4	8.1	9.6	8.8	5.3	8.8	7.3	10.5	7.7	7.1	8.1	7.7	23.4	
5. Every time	4.4	4.9	4.0	3.8	6.2	3.4	4.5	4.3	5.5	3.8	6.6	6.3	2.3	2.0	5.5	1.5	
<i>Item 1780 Subject A05c</i>	<i>N†</i>	1666	734	809	1129	154	377	428	600	260	1173	283	642	457	206	299	25
<b>B008H:</b> At school																	
1. Not at all	88.7	84.6	92.7	90.4	88.9	85.5	91.1	91.7	82.3	89.9	83.8	94.9	87.9	86.3	79.5	65.1	
2. A few of the times	8.0	9.9	6.4	7.9	6.0	11.4	6.2	5.5	11.8	7.9	8.0	3.7	8.2	11.4	15.2	3.8	
3. Some of the times	2.0	3.1	0.6	1.2	3.7	2.6	1.2	1.5	3.6	1.5	4.5	1.0	2.9	0.3	2.5	18.2	
4. Most of the times	0.8	1.7	0.1	0.1	0.6	0.3	1.5	0.4	1.5	0.4	2.8	0.2	0.4	1.2	2.2	6.4	
5. Every time	0.5	0.8	0.2	0.5	0.8	0.2	-	1.0	0.8	0.4	0.9	0.2	0.6	0.8	0.5	6.4	
<i>Item 1790 Subject A05c</i>	<i>N†</i>	1665	735	807	1128	153	376	428	598	262	1174	281	640	459	206	300	25
<b>B008I:</b> In a car																	
1. Not at all	60.9	57.2	65.4	61.2	60.5	62.8	56.7	59.7	68.0	63.8	54.2	75.7	53.3	55.9	46.1	46.5	
2. A few of the times	20.0	20.3	20.1	20.6	17.0	21.5	19.3	20.9	17.1	19.6	19.9	15.3	22.9	23.8	23.6	14.1	
3. Some of the times	12.3	13.8	9.6	11.8	16.2	11.6	14.4	12.8	8.7	11.0	15.5	5.7	16.1	10.9	20.1	19.3	
4. Most of the times	4.9	6.0	3.9	5.0	4.7	3.4	7.5	4.9	3.1	4.2	6.3	2.2	6.8	5.4	7.4	10.0	
5. Every time	1.8	2.7	1.0	1.4	1.6	0.7	2.2	1.7	3.2	1.5	4.2	1.0	0.8	4.0	2.8	10.1	
<i>Item 1810 Subject A05c</i>	<i>N†</i>	1663	734	807	1128	153	376	428	598	261	1174	280	639	459	206	299	25

†=excludes respondents for whom question was inappropriate.



QUESTIONNAIRE FORM 1 1996	TOTAL	SEX		RACE		REGION				COLLEGE PLANS?		ILLICIT DRUG USE: LIFETIME				
		M	F	White	Black	NE	NC	S	W	Yes	No	None	Mari- juana Only	Few Pills	More Pills	Any Her- oin
<i>N (Weighted No. of Cases):</i>	2466	1084	1197	1587	269	518	643	893	412	1737	425	1226	540	236	335	32
<i>% of Weighted Total:</i>	100.0	43.9	48.5	64.3	10.9	21.0	26.1	36.2	16.7	70.4	17.2	49.7	21.9	9.6	13.6	1.3
<b>B009:</b> What have been the most important reasons for your drinking alcoholic beverages? (Mark all that apply.)																
A. To experiment—to see what it's like	54.4	49.9	59.5	54.5	62.7	50.3	53.9	54.8	60.7	56.9	46.8	63.6	53.7	47.1	43.7	43.2
B. To relax or relieve tension	40.9	40.5	41.7	41.4	33.8	43.5	38.4	41.9	39.0	39.3	40.4	32.2	43.9	41.1	51.8	64.4
C. To feel good or get high	45.3	47.5	42.2	47.0	33.3	51.6	42.7	42.4	47.2	46.0	39.4	27.2	51.5	51.3	67.5	68.6
D. To seek deeper insights and understanding	5.3	7.5	2.7	4.8	5.3	4.6	5.1	5.8	5.7	4.3	7.5	2.0	6.8	5.9	8.2	22.8
E. To have a good time with my friends	72.4	74.8	71.2	75.5	53.9	76.9	74.5	68.6	71.2	73.2	69.7	61.5	80.5	77.8	79.3	67.6
F. To fit in with a group I like	9.4	9.9	8.8	10.5	5.6	8.6	12.1	8.8	7.7	8.7	12.3	10.9	9.6	8.6	6.9	2.3
G. To get away from my problems or troubles	22.1	21.1	23.6	22.6	21.3	20.4	21.8	23.0	22.7	19.7	29.5	14.8	24.5	25.8	29.3	46.1
H. Because of boredom, nothing else to do	25.3	29.0	21.3	26.8	21.4	26.9	29.2	21.2	25.8	23.9	29.0	16.6	30.5	26.9	33.8	42.5
I. Because of anger or frustration	16.8	17.6	16.1	17.2	18.9	18.0	17.9	16.0	15.1	14.4	26.2	9.9	20.9	14.6	25.2	26.2
J. To get through the day	2.4	2.5	1.8	1.7	3.7	1.7	2.8	1.7	4.5	1.1	5.3	1.3	1.5	0.9	4.2	36.5
K. To increase the effects of some other drug(s)	8.4	11.2	5.2	8.8	5.4	10.3	8.9	6.7	9.0	6.9	11.2	0.6	7.3	8.3	24.5	35.6
L. To decrease (offset) the effects of some other drug(s)	1.4	2.1	0.5	0.9	2.1	0.8	0.5	1.8	2.8	0.8	3.7	0.5	2.3	1.3	1.7	2.3
M. To get to sleep	8.3	9.8	6.1	7.9	10.3	5.1	8.1	9.6	10.2	6.5	13.5	5.1	7.3	8.0	15.5	23.6
N. Because it tastes good	44.8	44.1	45.7	45.8	36.0	45.0	49.6	41.5	44.4	45.3	43.8	38.6	46.0	43.1	53.5	60.0
O. Because I am "hooked"—I feel I have to drink	2.2	2.1	1.9	2.3	2.2	2.6	1.2	2.9	1.8	1.6	4.3	0.3	1.9	0.7	6.0	18.7
<i>Item 1820-1960 Subject A06a</i> <i>N†</i>	1635	718	797	1118	145	373	423	584	256	1152	277	617	466	205	290	25
<b>B010:</b> When you drink alcoholic beverages, how high do you usually get?																
1. Not at all high	23.2	19.6	26.9	20.9	37.9	19.2	21.3	26.7	23.8	23.5	24.7	40.0	14.0	16.9	7.4	7.5
2. A little high	29.9	27.9	32.0	28.7	39.3	31.3	26.3	31.5	30.1	30.5	29.9	32.9	30.7	29.3	22.7	16.4
3. Moderately high	35.5	39.2	32.5	39.6	13.6	38.4	37.5	32.4	35.4	36.2	30.6	23.1	41.3	42.4	47.0	51.1
4. Very high	11.4	13.3	8.5	10.8	9.2	11.1	15.0	9.4	10.7	9.8	14.8	4.0	13.9	11.4	22.9	25.0
<i>Item 1970 Subject A01e</i> <i>N†</i>	1664	730	810	1127	154	374	427	602	261	1172	282	638	466	205	297	25
<b>B011:</b> When you drink alcoholic beverages, how long do you usually stay high?																
1. Usually don't get high	25.3	21.6	29.9	23.8	39.2	22.1	21.8	29.4	26.5	26.6	24.3	43.2	17.0	16.5	8.9	5.7
2. One to two hours	33.1	31.0	35.9	32.8	37.2	31.0	35.9	32.4	33.2	33.6	34.6	32.6	37.7	31.7	27.7	42.2
3. Three to six hours	35.7	39.6	30.0	37.8	17.6	41.6	33.0	34.4	34.5	34.8	30.4	20.4	38.0	46.8	54.4	41.5
4. Seven to 24 hours	5.3	7.3	3.8	5.5	4.8	5.1	8.9	3.3	4.4	4.8	9.2	3.6	6.3	5.0	7.9	8.2
5. More than 24 hours	0.5	0.6	0.2	0.2	1.1	0.1	0.4	0.6	1.5	0.2	1.4	0.1	1.0	-	1.0	2.4
<i>Item 1980 Subject A01f</i> <i>N†</i>	1657	730	804	1124	151	376	424	597	260	1167	280	631	465	205	297	25
The following questions ask about how much you have to drink on the occasions when you drink alcoholic beverages. For these questions, a "drink" means any of the following: a 12-ounce can (or bottle) of beer, a 4-ounce glass of wine, a 12-ounce bottle (or can) of wine cooler, a mixed drink or shot glass of liquor.																
<b>B012:</b> Think back over the LAST TWO WEEKS. How many times have you had five or more drinks in a row?																
1. None	66.7	57.0	77.0	64.6	82.5	62.9	63.7	70.2	69.2	69.3	65.2	82.9	62.9	62.8	44.6	40.2
2. Once	9.5	10.2	9.2	10.7	3.4	11.2	12.2	6.3	9.9	10.3	5.3	7.2	10.8	10.2	12.2	-
3. Twice	8.9	11.2	6.3	9.7	4.9	7.1	10.5	9.7	6.7	7.7	10.0	4.7	10.6	10.1	13.7	3.3
4. 3 to 5 times	10.0	13.2	6.0	10.0	7.1	12.7	7.5	10.5	8.8	9.1	10.1	3.5	9.3	13.2	19.7	39.2
5. 6 to 9 times	2.9	5.6	0.7	2.8	1.6	3.9	2.7	2.5	2.9	2.0	6.9	1.3	3.9	1.9	5.6	9.2
6. 10 or more times	2.0	2.8	0.9	2.2	0.6	2.2	3.4	0.7	2.4	1.6	2.4	0.4	2.6	1.8	4.2	8.0
<i>Item 850 Subject A01d</i> <i>N†</i>	1657	725	816	1126	154	377	429	593	257	1172	280	641	459	204	293	25
<b>B013:</b> During the last two weeks, how many times have you had 3 or 4 drinks in a row (but no more than that)?																
1. None	69.7	63.4	75.6	67.6	82.5	65.2	67.5	72.4	74.1	71.2	67.7	84.7	65.6	64.7	51.7	36.5
2. Once	13.6	15.7	12.1	15.4	3.7	15.4	14.0	12.6	12.4	13.7	13.7	9.8	15.0	16.6	16.5	24.1
3. Twice	7.7	9.6	5.7	8.1	5.2	8.5	9.2	6.2	7.5	6.8	9.0	2.9	9.4	10.3	11.5	15.7
4. 3 to 5 times	7.0	8.2	6.0	7.2	7.5	8.1	6.6	7.6	4.6	7.1	6.2	1.4	8.0	8.0	15.5	20.8
5. 6 to 9 times	1.0	1.7	0.2	0.8	-	0.5	1.7	0.7	1.2	0.7	1.9	0.8	0.6	0.3	2.3	3.0
6. 10 or more times	1.0	1.4	0.4	0.9	1.1	2.4	1.0	0.6	0.2	0.5	1.5	0.5	1.4	0.1	2.5	-
<i>Item 1990 Subject A01d</i> <i>N†</i>	1657	725	812	1120	155	379	428	595	256	1165	283	636	467	205	291	23

†=excludes respondents for whom question was inappropriate.



# DESCRIPTIVE RESULTS: 1996

49

QUESTIONNAIRE FORM 1 1996	TOTAL	SEX		RACE		REGION				COLLEGE PLANS?		ILLICIT DRUG USE: LIFETIME				
		M	F	White	Black	NE	NC	S	W	Yes	No	None	Mari- juana Only	Few Pills	More Pills	Any Her- oin
<i>N (Weighted No. of Cases):</i>	2466	1084	1197	1587	269	518	643	893	412	1737	425	1226	540	236	335	32
<i>% of Weighted Total:</i>	100.0	43.9	48.5	64.3	10.9	21.0	26.1	36.2	16.7	70.4	17.2	49.7	21.9	9.6	13.6	1.3
<b>B014A:</b> During the last two weeks, how many times have you had two drinks in a row (but no more than that)?																
1. None	70.0	69.7	70.6	69.0	75.8	65.9	68.2	70.5	77.8	72.2	67.7	82.1	66.3	64.6	56.3	47.9
2. Once	15.8	16.1	16.2	16.9	11.7	18.6	16.2	15.5	12.0	14.9	17.7	10.4	18.9	21.1	18.1	28.4
3. Twice	6.2	6.0	6.2	6.0	5.7	7.3	5.5	6.5	5.0	5.9	5.7	3.9	7.4	4.5	10.3	2.0
4. 3 to 5 times	5.3	5.1	5.2	5.8	3.4	4.6	7.0	4.9	4.1	5.4	3.1	3.1	4.1	6.9	9.8	8.4
5. 6 to 9 times	1.7	1.5	1.5	1.3	1.1	2.0	1.6	1.7	1.2	1.1	2.6	-	1.6	2.1	4.2	8.2
6. 10 to 19 times	0.6	1.1	0.1	0.6	1.7	0.8	0.8	0.7	-	0.3	2.3	0.1	0.9	0.7	1.0	5.1
7. 20 or more times	0.4	0.5	0.2	0.4	0.6	0.8	0.7	0.2	-	0.1	0.9	0.4	0.9	0.1	0.3	-
<i>Item 2000 Subject A01d</i>	<i>N†</i> 1641	713	806	1107	153	373	426	591	251	1152	283	635	461	200	288	23
<b>B014B:</b> During the last two weeks, how many times have you had just one drink?																
1. None	71.3	70.3	72.5	71.3	70.5	72.0	69.3	72.6	70.9	71.9	74.1	79.0	67.7	69.4	63.2	66.5
2. Once	18.8	19.6	18.0	19.2	17.9	17.0	20.1	18.1	20.6	18.8	16.6	14.3	21.8	20.9	22.9	5.3
3. Twice	5.4	5.6	5.5	5.3	6.2	5.5	4.4	5.6	6.2	5.6	4.6	4.3	5.5	5.0	7.2	18.9
4. 3 to 5 times	3.0	3.2	2.6	2.7	4.3	2.7	4.8	2.5	1.5	2.5	3.3	2.1	2.9	2.1	4.6	3.8
5. 6 to 9 times	0.9	0.6	1.2	1.0	0.5	1.8	0.6	0.8	0.4	0.9	0.3	-	1.1	1.5	1.4	5.5
6. 10 to 19 times	0.5	0.7	0.1	0.5	-	0.9	0.8	0.1	0.5	0.4	1.0	0.3	0.8	1.1	0.5	-
7. 20 or more times	0.1	*	-	-	0.6	-	-	0.2	-	*	-	-	0.2	0.1	0.1	-
<i>Item 2010 Subject A01d</i>	<i>N†</i> 1612	700	794	1086	150	367	409	584	252	1137	274	623	450	197	286	23
<b>B015:</b> Have you ever tried to stop using alcoholic beverages and found that you couldn't stop?																
1. Yes	4.9	5.3	3.6	3.0	10.4	2.4	3.3	7.6	4.8	3.7	6.3	3.2	5.8	2.7	7.7	12.0
2. No	95.1	94.7	96.4	97.0	89.6	97.6	96.7	92.4	95.2	96.3	93.7	96.8	94.2	97.3	92.3	88.0
<i>Item 2020 Subject A01i</i>	<i>N†</i> 1657	729	810	1131	152	378	429	593	258	1166	283	632	463	205	299	25
<b>B016:</b> On how many occasions (if any) have you been drunk or very high from drinking alcoholic beverages?																
<b>B016A:</b> . . . in your lifetime?																
1. 0 occasions	40.9	39.9	43.4	37.7	62.2	36.3	38.7	43.4	45.0	43.4	39.5	64.4	14.8	19.1	10.1	8.1
2. 1-2	15.3	11.8	18.5	15.1	17.0	12.8	16.4	14.8	17.7	15.8	14.6	14.7	18.6	18.5	9.7	7.0
3. 3-5	13.6	12.8	14.3	14.1	8.4	14.5	14.6	12.4	13.4	13.7	13.3	10.2	21.0	17.2	12.2	10.2
4. 6-9	7.1	7.5	6.7	7.6	3.0	6.3	7.3	8.2	5.5	6.9	6.3	4.9	10.8	8.9	8.9	4.7
5. 10-19	7.6	9.2	6.0	8.1	6.2	10.3	7.4	6.9	6.0	7.0	6.7	2.4	13.7	10.3	14.8	30.2
6. 20-39	5.9	6.4	5.5	6.9	2.3	6.4	6.7	5.6	4.4	5.4	5.9	1.6	9.6	9.5	14.1	9.8
7. 40 or more	9.6	12.5	5.5	10.5	1.1	13.5	8.9	8.8	7.9	7.9	13.6	1.7	11.5	16.5	30.3	30.0
<i>Item 25020 Subject A01a</i>	<i>N</i> 2245	997	1119	1501	240	468	593	806	378	1628	380	1174	500	210	293	26
<b>B016B:</b> . . . during the last 12 months?																
1. 0 occasions	51.2	48.8	55.2	47.1	76.3	44.6	48.1	54.2	58.1	53.5	51.3	72.8	28.5	32.1	18.2	26.9
2. 1-2	19.0	16.8	20.7	19.7	13.1	18.3	22.0	17.2	19.1	18.5	19.8	15.6	25.1	21.6	20.7	23.3
3. 3-5	9.5	9.9	9.6	11.0	3.8	10.5	9.6	9.4	8.0	10.3	5.5	6.0	14.7	16.9	10.3	2.3
4. 6-9	5.7	6.2	5.0	6.5	1.8	8.4	3.9	5.9	4.8	5.6	5.3	2.4	10.2	8.3	9.3	6.4
5. 10-19	6.5	7.2	5.1	7.0	3.7	7.0	9.1	6.1	2.8	5.1	7.2	2.0	10.2	7.9	15.4	24.0
6. 20-39	3.6	4.7	2.3	3.7	0.2	4.9	2.5	3.7	3.2	3.5	3.2	0.7	3.8	7.1	11.6	9.1
7. 40 or more	4.5	6.4	2.0	5.0	1.1	6.2	4.8	3.6	4.0	3.5	7.7	0.5	7.5	6.0	14.5	8.2
<i>Item 25030 Subject A01b</i>	<i>N</i> 2227	981	1114	1489	237	466	585	800	375	1615	373	1168	494	207	291	26
<b>B016C:</b> . . . during the last 30 days?																
1. 0 occasions	73.2	70.2	77.3	70.5	90.8	64.4	72.0	76.1	79.6	74.6	74.1	90.5	58.1	56.5	42.8	53.9
2. 1-2	13.1	12.6	13.3	14.5	5.0	17.6	13.8	11.0	10.9	13.6	9.7	6.0	22.5	22.0	19.8	10.2
3. 3-5	6.7	7.5	5.6	7.7	1.4	8.3	6.9	6.8	4.3	6.3	5.0	2.8	9.5	11.2	15.0	10.6
4. 6-9	3.7	4.3	3.0	3.7	1.0	5.1	3.1	3.7	2.7	3.0	4.5	0.6	4.5	7.1	11.2	6.2
5. 10-19	2.3	3.9	0.6	2.4	1.5	2.5	3.2	1.8	1.7	1.8	5.0	0.1	3.8	1.4	8.1	16.6
6. 20-39	0.7	1.0	0.2	0.8	0.3	1.7	0.7	0.3	0.4	0.5	1.0	-	1.1	1.6	2.0	2.5
7. 40 or more	0.3	0.5	0.1	0.4	-	0.4	0.2	0.2	0.4	0.2	0.5	-	0.6	0.3	1.0	-
<i>Item 25040 Subject A01c</i>	<i>N</i> 2221	981	1114	1488	237	466	585	795	375	1615	373	1167	490	207	291	26

\*=less than .05 percent. †=excludes respondents for whom question was inappropriate.



## MONITORING THE FUTURE

QUESTIONNAIRE FORM 1 1996	TOTAL	SEX		RACE		REGION				COLLEGE PLANS?		ILLICIT DRUG USE: LIFETIME				
		M	F	White	Black	NE	NC	S	W	Yes	No	None	Mari- juana Only	Few Pills	More Pills	Any Her- oin
<i>N (Weighted No. of Cases):</i>	2466	1084	1197	1587	269	518	643	893	412	1737	425	1226	540	236	335	32
<i>% of Weighted Total:</i>	100.0	43.9	48.5	64.3	10.9	21.0	26.1	36.2	16.7	70.4	17.2	49.7	21.9	9.6	13.6	1.3
<b>B017:</b> Do you think you will be drinking alcoholic beverages five years from now?																
1. I definitely will	16.9	20.5	13.3	18.6	7.3	21.6	20.0	13.7	13.0	16.4	19.5	9.6	21.6	22.1	28.4	48.1
2. I probably will	44.0	38.1	48.4	45.1	41.0	48.4	42.2	44.4	40.4	44.9	35.6	36.8	55.2	49.6	51.1	29.2
3. I probably will not	18.2	20.2	17.0	17.2	19.9	16.2	19.3	19.3	16.5	17.5	22.7	23.5	14.2	14.1	9.7	10.3
4. I definitely will not	20.9	21.2	21.3	19.1	31.8	13.8	18.5	22.6	30.1	21.2	22.1	30.1	9.0	14.2	10.8	12.4
<i>Item 2030 Subject A04a</i>	<i>N</i> 2406	1064	1189	1577	264	505	633	866	402	1724	417	1219	537	235	330	32
The next questions are about MARIJUANA and HASHISH.																
Marijuana is sometimes called: grass, pot, dope. Hashish is sometimes called: hash, hash oil.																
<b>B018:</b> On how many occasions (if any) have you used hashish . . .																
<b>B018A:</b> . . . in your lifetime?																
1. 0 occasions	88.0	84.2	93.9	88.0	97.0	81.3	88.0	92.4	86.8	91.0	83.3	100.0	85.4	83.1	57.1	27.9
2. 1-2	5.0	6.1	3.1	4.8	1.5	8.2	4.2	3.5	5.8	4.2	5.3	-	8.2	10.0	14.8	3.5
3. 3-5	2.5	3.0	1.4	2.6	-	4.3	3.0	0.9	2.7	1.8	3.8	-	2.2	3.7	9.4	22.1
4. 6-9	0.9	1.3	0.6	1.0	0.2	2.3	0.2	0.8	0.4	0.7	1.5	-	0.9	0.7	3.6	7.6
5. 10-19	1.2	1.8	0.3	1.2	0.2	1.1	2.4	0.3	1.1	0.6	2.4	-	0.2	1.8	6.2	6.1
6. 20-39	0.7	1.2	0.2	0.7	0.5	0.5	0.8	0.9	0.5	0.4	1.5	-	*	0.7	3.5	12.2
7. 40 or more	1.7	2.5	0.5	1.6	0.7	2.4	1.4	1.3	2.6	1.3	2.1	-	3.0	0.1	5.5	20.7
<i>Item 2040 Subject A01a</i>	<i>N</i> 2386	1055	1181	1566	257	496	626	860	404	1714	409	1226	537	232	328	30
<b>B018B:</b> . . . during the last 12 months?																
1. 0 occasions	92.0	89.1	96.3	91.6	98.7	87.4	90.3	95.6	92.8	94.4	87.2	100.0	91.0	89.1	69.6	51.0
2. 1-2	4.0	5.2	2.2	4.3	0.2	6.8	4.8	2.3	3.0	3.0	5.9	-	5.6	6.6	13.6	13.4
3. 3-5	1.6	2.5	0.5	1.9	-	2.6	2.5	0.5	1.1	1.0	3.4	-	1.3	1.4	7.9	4.9
4. 6-9	0.6	0.8	0.3	0.7	-	0.9	0.2	0.6	0.8	0.5	0.8	-	-	1.7	2.9	2.1
5. 10-19	0.6	0.5	0.2	0.5	0.5	0.9	0.9	0.2	0.3	0.3	1.1	-	0.5	1.1	1.7	9.7
6. 20-39	0.5	0.8	-	0.6	0.2	0.4	0.9	0.5	0.3	0.5	0.4	-	0.9	-	2.1	-
7. 40 or more	0.7	1.0	0.4	0.5	0.4	1.0	0.3	0.4	1.8	0.4	1.3	-	0.7	0.1	2.2	19.0
<i>Item 2050 Subject A01b</i>	<i>N</i> 2379	1053	1182	1566	257	497	626	854	403	1713	410	1226	533	232	325	30
<b>B018C:</b> . . . during the last 30 days?																
1. 0 occasions	96.6	95.2	98.4	96.6	98.7	95.1	96.2	97.9	95.9	97.9	93.5	100.0	97.0	95.7	86.0	67.6
2. 1-2	1.8	2.6	0.9	1.9	0.2	2.4	2.5	0.9	1.8	0.9	4.5	-	1.6	2.8	8.0	4.9
3. 3-5	0.6	0.6	0.4	0.7	-	0.8	0.4	0.6	0.3	0.5	0.7	-	-	0.9	2.7	8.3
4. 6-9	0.4	0.7	*	0.4	0.5	0.6	0.7	0.1	0.2	0.3	0.3	-	0.7	0.6	1.0	4.0
5. 10-19	0.2	0.3	0.1	0.2	0.2	0.6	-	0.2	-	0.1	0.2	-	0.5	-	0.8	-
6. 20-39	0.2	0.4	*	0.1	-	0.2	0.1	-	0.8	0.2	0.3	-	-	-	0.5	10.7
7. 40 or more	0.3	0.4	0.1	0.1	0.4	0.2	-	0.2	1.0	0.1	0.5	-	0.3	0.1	1.0	4.5
<i>Item 2060 Subject A01c</i>	<i>N</i> 2381	1055	1182	1568	257	498	626	853	403	1713	411	1226	534	232	326	30
<b>B019:</b> On how many occasions (if any) have you used marijuana . . .																
<b>B019A:</b> . . . in your lifetime?																
1. 0 occasions	57.1	55.0	61.7	58.2	65.2	48.7	59.2	61.3	55.7	62.3	50.9	100.0	1.1	30.8	15.7	1.3
2. 1-2	9.5	8.9	10.4	8.1	11.8	8.3	6.2	13.2	8.5	8.9	11.1	-	32.8	14.2	4.1	3.6
3. 3-5	4.3	3.6	4.4	3.9	4.4	4.6	4.8	3.2	5.5	3.8	5.1	-	13.8	5.3	2.9	10.4
4. 6-9	4.1	3.6	4.6	4.4	3.1	3.9	4.1	3.9	4.8	4.3	3.9	-	13.3	6.3	2.5	3.6
5. 10-19	5.2	5.2	4.7	5.1	4.9	7.2	5.6	3.5	6.0	5.2	3.0	-	14.7	9.0	6.3	5.5
6. 20-39	4.5	5.0	4.1	4.8	1.4	6.6	5.0	3.0	4.3	4.0	5.9	-	5.8	14.5	11.7	6.9
7. 40 or more	15.1	18.7	10.1	15.6	9.2	20.7	15.0	12.0	15.2	11.5	20.1	-	18.5	19.9	56.9	68.8
<i>Item 2070 Subject A01a</i>	<i>N</i> 2374	1052	1173	1564	254	498	624	852	399	1704	410	1226	540	233	326	30
<b>B019B:</b> . . . during the last 12 months?																
1. 0 occasions	66.4	64.2	71.3	66.7	74.6	58.0	66.4	71.2	66.3	70.6	63.6	100.0	29.1	44.8	23.6	19.7
2. 1-2	8.3	7.6	8.3	7.4	8.8	7.6	7.7	8.0	10.6	7.4	8.6	-	25.5	13.7	6.7	10.1
3. 3-5	5.2	5.1	4.4	4.8	4.2	5.9	5.4	5.2	3.8	5.2	3.5	-	13.8	6.3	7.9	7.1
4. 6-9	4.8	4.0	5.6	4.6	4.6	5.7	6.3	2.7	5.5	4.7	4.9	-	12.7	6.8	7.8	3.6
5. 10-19	4.0	3.9	4.1	4.2	2.1	5.3	4.1	3.7	2.7	3.8	3.8	-	5.2	10.0	11.7	11.2
6. 20-39	3.1	3.3	2.4	3.6	1.4	5.3	2.1	2.9	2.5	2.6	3.2	-	4.4	5.8	9.5	9.5
7. 40 or more	8.4	11.9	4.0	8.6	4.4	12.3	8.0	6.3	8.6	5.7	12.5	-	9.2	12.6	32.6	38.9
<i>Item 2080 Subject A01b</i>	<i>N</i> 2370	1051	1174	1563	253	497	624	848	401	1703	409	1226	532	233	328	30

\* = less than .05 percent.



QUESTIONNAIRE FORM 1 1996	TOTAL	SEX		RACE		REGION				COLLEGE PLANS?		ILLICIT DRUG USE: LIFETIME				
		M	F	White	Black	NE	NC	S	W	Yes	No	None	Mari- juana Only	Few Pills	More Pills	Any Her- oin
<i>N (Weighted No. of Cases):</i> <i>% of Weighted Total:</i>	2466 100.0	1084 43.9	1197 48.5	1587 64.3	269 10.9	518 21.0	643 26.1	893 36.2	412 16.7	1737 70.4	425 17.2	1226 49.7	540 21.9	236 9.6	335 13.6	32 1.3
<b>B019C:</b> . . . during the last 30 days?																
1. 0 occasions	78.2	76.6	82.2	78.5	85.1	71.6	76.9	81.9	80.8	81.8	75.8	100.0	61.5	62.5	41.4	29.1
2. 1-2	8.7	7.2	9.8	8.6	5.5	9.3	10.6	7.0	8.5	8.8	7.1	-	20.8	14.9	14.9	24.2
3. 3-5	3.2	3.2	2.9	3.2	2.5	4.2	3.6	2.7	2.3	3.2	2.6	-	5.5	8.1	7.4	4.9
4. 6-9	2.5	2.1	2.2	2.6	1.1	3.4	2.2	2.4	2.0	1.8	2.4	-	4.9	6.2	5.1	2.9
5. 10-19	2.8	4.4	1.2	2.8	3.3	4.6	1.7	3.0	1.9	1.9	3.9	-	3.0	4.7	11.3	4.0
6. 20-39	1.7	1.9	1.1	1.8	0.5	3.7	1.4	1.2	0.7	1.0	2.7	-	1.1	2.1	8.0	8.0
7. 40 or more	2.9	4.5	0.5	2.5	1.9	3.2	3.4	1.8	3.8	1.5	5.5	-	3.1	1.5	11.9	26.9
<i>Item 2090 Subject A01c</i>	<i>N</i> 2368	1051	1172	1563	254	498	624	846	400	1703	409	1226	533	233	326	30
IF YOU HAVE NOT USED MARIJUANA OR HASHISH IN THE LAST TWELVE MONTHS, GO TO Q.B028.																
<b>B020:</b> When you used marijuana or hashish during the last year, how often did you use it in each of the following situations?																
<b>B020A:</b> When you were alone																
1. Not at all	67.7	61.4	78.4	67.7	63.7	64.9	69.4	68.0	68.8	75.8	53.2	-	82.1	74.8	45.3	34.1
2. A few of the times	18.9	20.7	16.5	20.8	14.2	19.8	20.0	16.8	19.6	15.0	26.5	-	11.1	15.4	32.5	18.9
3. Some of the times	9.7	13.6	3.5	9.3	10.1	11.7	6.2	12.2	7.5	7.4	11.8	-	3.9	9.4	17.3	25.4
4. Most of the times	2.1	2.2	1.2	1.0	7.4	2.6	2.7	0.5	3.2	1.1	4.7	-	1.5	-	3.1	12.8
5. Every time	1.6	2.0	0.4	1.2	4.6	1.0	1.6	2.5	0.9	0.7	3.9	-	1.5	0.4	1.8	8.7
<i>Item 2100 Subject A05a</i>	<i>N†</i> 797	374	338	516	66	209	204	244	140	507	144	-	369	129	252	25
<b>B020B:</b> With just 1 or 2 other people																
1. Not at all	8.9	10.1	7.8	8.0	14.1	6.7	8.9	8.6	12.9	9.8	5.7	-	10.9	8.4	3.2	11.3
2. A few of the times	30.8	26.9	36.5	29.3	26.5	28.4	33.8	29.8	31.7	34.8	23.7	-	41.6	22.4	20.7	23.6
3. Some of the times	22.6	24.1	18.6	23.7	14.5	19.6	22.1	28.3	18.1	20.5	22.4	-	17.2	21.5	32.9	11.5
4. Most of the times	27.3	30.6	24.6	29.0	24.6	33.6	27.8	21.8	26.4	25.9	34.7	-	18.2	41.2	33.9	38.4
5. Every time	10.4	8.3	12.5	9.9	20.3	11.7	7.4	11.6	10.9	9.0	13.5	-	12.0	6.6	9.4	15.2
<i>Item 2110 Subject A05b</i>	<i>N†</i> 796	373	339	515	66	209	202	245	141	507	144	-	369	129	252	25
<b>B020C:</b> At a party																
1. Not at all	19.2	15.1	23.5	17.0	25.1	16.2	16.0	23.1	21.2	19.4	19.1	-	24.9	20.4	9.9	7.0
2. A few of the times	23.2	21.9	26.5	22.7	31.5	19.6	27.2	21.6	25.8	26.4	17.4	-	31.8	17.1	15.4	9.7
3. Some of the times	21.0	21.5	19.9	22.6	18.5	25.4	19.1	20.8	17.3	20.4	18.1	-	16.2	28.2	24.7	22.6
4. Most of the times	20.3	23.3	17.0	21.0	13.3	20.5	21.5	17.3	23.5	19.6	21.6	-	17.2	23.4	23.7	24.8
5. Every time	16.4	18.3	13.0	16.7	11.6	18.2	16.2	17.3	12.2	14.1	23.9	-	10.0	10.9	26.4	35.9
<i>Item 2120 Subject A05c</i>	<i>N†</i> 793	373	335	513	66	207	200	245	141	506	142	-	367	129	251	25
<b>B020D:</b> When your date or spouse was present																
1. Not at all	49.8	58.0	41.5	47.3	62.8	50.1	47.6	46.0	59.1	51.6	46.9	-	59.8	48.5	37.5	27.0
2. A few of the times	18.4	17.7	18.7	19.0	10.6	15.9	24.7	16.5	16.2	16.7	21.9	-	19.2	17.8	18.1	9.4
3. Some of the times	14.4	11.2	16.8	15.0	13.1	17.3	10.1	17.8	10.1	15.1	11.5	-	7.3	18.9	22.5	9.7
4. Most of the times	10.4	9.0	12.5	12.1	1.9	9.7	12.2	10.8	7.8	10.4	10.3	-	7.8	7.7	12.6	45.3
5. Every time	7.1	4.1	10.6	6.7	11.5	6.9	5.3	9.0	6.8	6.1	9.5	-	5.9	7.1	9.3	8.7
<i>Item 2130 Subject A05b</i>	<i>N†</i> 792	372	337	512	66	208	200	244	140	505	142	-	366	128	252	25
<b>B020E:</b> When people over age 30 were present																
1. Not at all	64.6	61.2	72.5	65.8	72.8	66.6	58.5	68.1	64.7	74.6	44.8	-	77.5	77.6	42.6	26.1
2. A few of the times	19.2	20.0	16.8	22.0	12.6	18.7	23.1	18.2	16.1	17.0	23.9	-	13.2	10.0	32.0	24.2
3. Some of the times	8.8	10.3	5.9	6.9	7.4	8.6	8.6	7.8	11.0	4.5	19.6	-	4.1	10.6	13.5	24.7
4. Most of the times	4.7	5.9	3.2	4.0	2.8	4.0	6.3	3.7	5.2	2.7	6.3	-	3.3	1.5	7.4	16.4
5. Every time	2.7	2.6	1.6	1.3	4.4	2.1	3.5	2.2	3.1	1.2	5.4	-	1.9	0.4	4.5	8.7
<i>Item 2140 Subject A05b</i>	<i>N†</i> 789	372	332	508	66	208	200	240	141	503	142	-	365	129	248	25
<b>B020F:</b> During the daytime (before 4:00 p.m.)																
1. Not at all	38.5	38.1	41.2	40.4	34.0	34.3	46.2	38.7	33.7	43.0	31.4	-	52.7	34.7	21.3	15.5
2. A few of the times	25.5	21.4	30.4	25.3	31.5	24.8	25.3	27.5	23.5	27.1	22.1	-	25.7	32.6	22.4	17.4
3. Some of the times	23.0	25.2	19.9	25.3	11.1	29.2	17.7	20.6	25.6	21.7	23.8	-	13.3	25.8	36.3	20.9
4. Most of the times	7.7	9.0	5.3	5.4	12.2	7.7	5.4	8.2	10.2	4.4	13.0	-	5.7	2.9	11.5	27.0
5. Every time	5.2	6.3	3.3	3.6	11.2	4.0	5.5	5.0	6.9	3.7	9.7	-	2.6	4.0	8.5	19.2
<i>Item 2150 Subject A05c</i>	<i>N†</i> 794	372	337	514	66	209	199	245	141	507	142	-	366	129	252	25

†=excludes respondents for whom question was inappropriate.



## MONITORING THE FUTURE

QUESTIONNAIRE FORM 1 1996	TOTAL	SEX		RACE		REGION				COLLEGE PLANS?		ILLICIT DRUG USE: LIFETIME					
		M	F	White	Black	NE	NC	S	W	Yes	No	None	Mari- juana Only	Few Pills	More Pills	Any Her- oin	
<i>N (Weighted No. of Cases):</i>	2466	1084	1197	1587	269	518	643	893	412	1737	425	1226	540	236	335	32	
<i>% of Weighted Total:</i>	100.0	43.9	48.5	64.3	10.9	21.0	26.1	36.2	16.7	70.4	17.2	49.7	21.9	9.6	13.6	1.3	
<b>B020G:</b> At your home (or apartment or dorm)																	
1. Not at all	53.6	49.9	59.8	53.6	57.6	47.8	52.1	57.8	56.9	57.9	43.8	-	68.8	51.0	34.3	19.6	
2. A few of the times	20.4	20.3	21.3	20.6	13.8	23.7	19.7	21.1	15.1	21.6	20.0	-	17.9	24.1	24.2	9.0	
3. Some of the times	15.1	19.6	10.1	17.5	8.2	15.3	15.0	14.4	16.3	13.2	20.3	-	6.7	17.9	25.2	27.5	
4. Most of the times	7.2	7.2	5.9	6.5	12.7	8.4	9.0	4.0	8.5	5.1	10.1	-	3.9	5.2	11.6	27.5	
5. Every time	3.7	3.0	3.0	1.8	7.7	4.8	4.2	2.6	3.2	2.2	5.8	-	2.7	1.8	4.7	16.3	
<i>Item 2160 Subject A05c</i>	<i>N†</i>	795	373	337	514	66	210	200	245	140	507	142	-	366	129	252	25
<b>B020H:</b> At school																	
1. Not at all	69.9	65.6	77.1	73.7	75.4	63.1	75.2	75.3	63.1	74.8	59.0	-	80.5	74.7	55.1	32.4	
2. A few of the times	17.8	19.8	15.2	17.5	8.9	24.4	17.1	14.2	15.2	15.6	24.4	-	12.3	16.7	26.3	30.4	
3. Some of the times	7.6	9.2	5.5	6.0	5.3	7.4	2.6	7.5	15.2	6.3	9.1	-	4.4	5.0	13.1	16.6	
4. Most of the times	2.1	2.4	0.8	1.7	3.0	2.4	2.9	0.9	3.0	1.4	3.1	-	1.4	0.4	3.2	4.2	
5. Every time	2.6	3.0	1.3	1.2	7.4	2.6	2.3	2.1	3.6	1.9	4.4	-	1.4	3.2	2.2	16.5	
<i>Item 2170 Subject A05c</i>	<i>N†</i>	795	373	337	514	66	209	200	245	141	507	142	-	367	129	252	25
<b>B020I:</b> In a car																	
1. Not at all	27.6	28.4	29.3	28.0	31.1	24.0	24.8	28.2	35.9	31.5	17.5	-	38.3	20.9	14.4	21.4	
2. A few of the times	27.6	24.6	31.3	26.7	24.9	27.6	26.2	29.6	26.1	29.1	27.0	-	31.0	34.1	22.9	3.2	
3. Some of the times	19.8	22.0	15.9	20.3	14.4	18.4	21.8	21.5	16.0	18.3	18.7	-	13.5	23.9	27.5	18.1	
4. Most of the times	18.6	17.5	19.5	19.8	18.0	24.6	20.0	14.6	14.5	16.7	26.0	-	12.9	17.6	25.9	34.8	
5. Every time	6.4	7.6	4.1	5.1	11.6	5.4	7.2	6.1	7.4	4.4	10.8	-	4.2	3.5	9.3	22.5	
<i>Item 2190 Subject A05c</i>	<i>N†</i>	795	373	337	513	66	209	200	245	140	506	142	-	367	129	253	25
<b>B021:</b> How many of the times when you used marijuana or hashish during the last year did you use it along with alcohol—that is, so that their effects overlapped?																	
1. Not at all	32.1	28.7	37.7	29.9	55.8	28.2	28.9	37.7	33.1	33.7	27.9	-	43.1	26.6	18.3	18.8	
2. A few of the times	28.9	31.5	28.1	29.5	22.8	30.8	30.2	28.6	24.9	29.4	32.3	-	32.4	28.4	25.6	25.8	
3. Some of the times	19.4	19.7	16.9	20.6	4.6	25.5	18.5	14.5	20.1	17.4	19.9	-	10.5	27.8	29.1	14.9	
4. Most of the times	11.8	12.6	12.0	13.7	7.1	10.9	15.8	10.5	9.9	11.8	13.8	-	7.8	13.7	17.1	10.7	
5. Every time	7.7	7.6	5.3	6.3	9.7	4.6	6.6	8.8	12.0	7.7	6.1	-	6.2	3.5	9.9	29.8	
<i>Item 2200 Subject A01h</i>	<i>N†</i>	780	361	337	507	62	208	198	236	138	498	142	-	363	126	247	25
<b>B022:</b> What have been the most important reasons for your using marijuana or hashish? (Mark all that apply.)																	
A. To experiment—to see what it's like	67.7	64.0	71.2	68.3	61.5	71.1	61.3	67.0	73.4	71.2	56.9	-	76.3	60.8	60.0	56.4	
B. To relax or relieve tension	54.3	56.5	51.4	54.8	50.8	57.3	46.8	55.2	59.2	50.4	57.5	-	46.4	51.8	66.5	71.7	
C. To feel good or get high	75.1	75.9	76.3	77.8	66.6	76.7	75.3	72.8	76.4	76.7	72.5	-	68.0	82.4	81.4	80.9	
D. To seek deeper insights and understanding	22.6	27.0	17.6	23.5	22.9	24.5	21.1	21.7	23.5	20.8	25.7	-	16.9	23.7	29.0	40.7	
E. To have a good time with my friends	67.1	68.5	67.7	71.8	51.9	75.8	66.2	58.7	70.2	67.0	69.1	-	63.3	70.3	72.5	62.1	
F. To fit in with a group I like	9.6	8.8	10.3	8.9	19.0	12.2	5.8	10.2	10.2	8.7	10.0	-	11.4	7.7	7.2	10.7	
G. To get away from my problems or troubles	26.7	26.8	28.3	27.0	29.7	28.5	28.0	26.5	22.4	23.5	34.9	-	25.2	26.9	27.9	40.4	
H. Because of boredom, nothing else to do	31.2	30.4	30.2	32.0	18.0	36.4	30.6	24.5	36.0	30.0	32.4	-	25.2	27.4	41.4	43.8	
I. Because of anger or frustration	19.5	18.6	20.4	17.1	27.4	20.1	22.6	19.2	14.8	16.2	27.8	-	16.3	16.9	24.5	25.3	
J. To get through the day	9.3	10.0	7.6	9.2	7.0	9.6	9.5	7.7	11.2	5.5	16.3	-	6.2	8.0	12.8	28.2	
K. To increase the effects of some other drug(s)	18.6	21.7	13.7	20.0	10.4	20.7	18.7	17.0	17.8	18.0	21.0	-	10.7	17.3	27.8	54.7	
L. To decrease (offset) the effects of some other drugs(s)	3.2	4.4	1.4	2.8	0.7	1.2	1.7	4.4	5.9	2.2	6.4	-	2.0	1.2	4.8	16.2	
M. Because I am "hooked"—I have to have it	5.8	6.3	3.2	4.3	5.7	7.6	5.3	4.0	7.1	2.8	13.1	-	3.9	4.1	7.6	27.1	
<i>Item 2210-2330 Subject A06a</i>	<i>N†</i>	783	367	335	515	65	206	199	241	136	500	142	-	369	128	249	24
<b>B023:</b> When you use marijuana or hashish, how high do you usually get?																	
1. Not at all high	5.7	4.8	7.4	5.0	9.3	5.6	4.2	7.6	4.8	6.3	3.8	-	9.0	4.1	0.6	-	
2. A little high	17.9	15.2	20.8	16.6	25.4	15.6	13.4	21.2	22.1	20.4	14.3	-	24.5	14.5	8.9	31.0	
3. Moderately high	47.5	48.6	47.5	51.7	37.8	51.4	48.4	43.7	47.0	49.4	46.3	-	45.0	49.4	53.4	32.1	
4. Very high	28.9	31.5	24.3	26.6	27.6	27.4	34.1	27.4	26.2	23.9	35.7	-	21.5	32.0	37.2	37.0	
<i>Item 2340 Subject A01e</i>	<i>N†</i>	788	373	335	514	64	210	200	240	138	504	143	-	368	129	250	23

†=excludes respondents for whom question was inappropriate.



QUESTIONNAIRE FORM 1 1996	TOTAL	SEX		RACE		REGION				COLLEGE PLANS?		ILLICIT DRUG USE: LIFETIME					
		M	F	White	Black	NE	NC	S	W	Yes	No	None	Mari- juana Only	Few Pills	More Pills	Any Her- oin	
<i>N (Weighted No. of Cases):</i>	2466	1084	1197	1587	269	518	643	893	412	1737	425	1226	540	236	335	32	
<i>% of Weighted Total:</i>	100.0	43.9	48.5	64.3	10.9	21.0	26.1	36.2	16.7	70.4	17.2	49.7	21.9	9.6	13.6	1.3	
<b>B024:</b> When you use marijuana or hashish, how long do you usually stay high?																	
1. Usually don't get high	6.4	5.4	7.9	5.8	11.4	7.0	4.1	7.7	6.6	7.2	2.9	-	10.3	5.7	0.7	-	
2. One to two hours	46.9	45.7	46.8	45.8	50.6	46.9	43.0	49.1	48.9	46.6	48.9	-	52.2	42.2	42.2	46.8	
3. Three to six hours	39.3	39.7	39.8	41.7	29.3	35.1	41.7	39.8	41.3	41.0	35.1	-	32.5	46.9	45.3	40.2	
4. Seven to 24 hours	6.2	8.2	4.8	5.8	8.7	9.5	10.7	2.7	0.9	4.4	11.8	-	4.6	5.2	9.2	7.9	
5. More than 24 hours	1.2	1.0	0.7	0.8	-	1.6	0.5	0.7	2.3	0.9	1.2	-	0.4	-	2.5	5.1	
<i>Item 2350 Subject A01f</i>	<i>N†</i>	789	374	335	514	64	209	201	239	139	505	142	-	368	129	252	24
<b>B025:</b> During the LAST MONTH, about how many marijuana cigarettes (joints, reefers), or the equivalent, did you smoke a day, on the average? (If you shared them with other people, count only the amount YOU smoked.)																	
1. None	41.6	35.2	49.4	42.1	35.5	39.9	40.0	42.2	45.9	46.2	32.6	-	53.4	39.6	27.4	27.1	
2. Less than 1 a day	34.9	35.7	35.6	37.2	31.4	31.8	39.5	34.2	34.4	37.9	29.9	-	32.4	46.1	35.2	20.8	
3. 1 a day	6.8	7.2	4.5	5.9	5.0	8.4	4.3	7.8	5.9	5.7	5.7	-	5.7	4.3	9.8	7.5	
4. 2-3 a day	10.0	12.0	6.8	8.5	17.9	12.2	9.1	9.4	8.7	6.3	15.6	-	4.2	8.2	17.8	17.2	
5. 4-6 a day	4.5	7.0	2.7	4.8	7.5	5.1	5.0	5.2	1.4	2.4	12.8	-	2.5	1.4	7.9	7.6	
6. 7-10 a day	0.6	0.5	0.6	0.6	-	1.2	0.3	-	1.1	0.3	0.9	-	-	0.4	1.0	6.1	
7. 11 or more a day	1.6	2.5	0.5	0.8	2.7	1.4	1.8	1.1	2.5	1.1	2.5	-	1.9	-	0.9	13.7	
<i>Item 2360 Subject A01d</i>	<i>N†</i>	731	339	314	486	55	200	186	220	125	468	129	-	334	122	240	23
<b>B026:</b> Do you know how much marijuana you have used (in ounces) during the LAST MONTH?																	
8. Don't know	21.2	13.5	30.2	19.5	36.5	20.5	24.0	23.5	14.5	21.0	19.3	-	24.3	24.9	16.1	11.6	
1. None	35.3	32.0	39.7	35.8	34.5	34.6	28.4	35.8	45.8	39.7	26.9	-	45.0	32.2	23.8	19.8	
2. Less than 1/2 ounce	19.8	23.7	17.4	22.7	10.5	18.3	25.7	17.2	17.9	21.5	20.8	-	17.3	21.7	23.6	16.4	
3. About 1/2 ounce	6.7	8.1	4.6	6.7	4.6	7.6	8.8	5.3	4.5	5.4	7.7	-	4.7	6.6	8.7	14.6	
4. About 1 ounce	6.3	6.9	4.6	5.8	6.1	6.0	6.5	5.6	7.9	4.4	10.3	-	3.3	8.2	10.0	1.7	
5. About 2 ounces	4.6	7.0	1.0	4.3	4.6	5.7	3.3	5.9	2.8	3.7	4.7	-	2.4	2.8	8.7	5.7	
6. 3 to 5 ounces	3.7	5.6	1.5	3.3	3.2	4.1	1.6	4.5	4.7	3.2	6.2	-	0.9	1.5	6.7	27.4	
7. 6 or more ounces	2.4	3.2	1.1	1.8	-	3.4	1.8	2.2	2.0	1.1	4.1	-	2.2	2.0	2.3	2.8	
<i>Item 2370 Subject A01d</i>	<i>N†</i>	736	342	317	488	56	201	185	222	128	471	131	-	336	121	240	23
<b>B027:</b> Have you ever tried to stop using marijuana or hashish and found that your couldn't stop?																	
1. Yes	10.3	9.7	9.2	9.1	13.4	11.0	9.2	9.2	12.6	7.0	17.3	-	7.2	8.9	13.8	20.1	
2. No	89.7	90.3	90.8	90.9	86.6	89.0	90.8	90.8	87.4	93.0	82.7	-	92.8	91.1	86.2	79.9	
<i>Item 2380 Subject A01i</i>	<i>N†</i>	789	374	334	517	64	208	203	238	140	503	145	-	366	130	253	24
<b>B028:</b> Thinking back over your whole life, has there ever been a period when you used marijuana or hashish on a daily, or almost daily, basis for at least a month?																	
1. No—GO TO Q.B032	84.4	81.4	89.3	84.4	91.2	79.0	85.4	87.6	83.0	88.2	78.9	100.0	82.4	74.7	43.6	33.9	
2. Yes	15.6	18.6	10.7	15.6	8.8	21.0	14.6	12.4	17.0	11.8	21.1	-	17.6	25.3	56.4	66.1	
<i>Item 21180 Subject A01a</i>	<i>N</i>	2329	1036	1158	1544	252	490	617	826	395	1678	404	1173	524	229	325	32
<b>B029:</b> How old were you when you first smoked marijuana or hashish that frequently?																	
1. Grade 6 or earlier	6.5	7.4	5.0	2.8	7.4	3.2	7.6	5.2	12.1	6.7	5.8	-	4.3	2.5	4.8	31.2	
2. Grade 7 or 8	19.5	21.9	15.2	18.5	22.0	12.0	30.7	16.4	21.6	16.0	30.3	-	14.7	6.6	25.2	21.8	
3. Grade 9 (Freshman)	22.2	21.8	23.3	21.8	32.6	23.4	22.5	20.9	22.1	23.0	15.1	-	26.9	16.7	22.1	18.0	
4. Grade 10 (Sophomore)	27.0	24.7	28.6	29.8	16.9	28.6	22.3	32.6	21.3	24.1	31.5	-	19.0	41.2	29.5	10.4	
5. Grade 11 (Junior)	16.4	15.4	19.7	19.1	16.8	22.9	10.1	13.9	18.6	20.0	11.8	-	21.4	14.3	15.3	13.6	
6. Grade 12 (Senior)	8.5	8.8	8.2	8.0	4.4	9.9	6.9	11.0	4.2	10.3	5.5	-	13.7	18.7	3.2	5.0	
<i>Item 21190 Subject A01g</i>	<i>N†</i>	402	216	130	257	27	113	96	119	74	221	88	-	110	63	187	24

†=excludes respondents for whom question was inappropriate.



## MONITORING THE FUTURE

QUESTIONNAIRE FORM 1 1996	TOTAL	SEX		RACE		REGION				COLLEGE PLANS?		ILLICIT DRUG USE: LIFETIME				
		M	F	White	Black	NE	NC	S	W	Yes	No	None	Mari- juana Only	Few Pills	More Pills	Any Her- oin
<i>N (Weighted No. of Cases):</i>	2466	1084	1197	1587	269	518	643	893	412	1737	425	1226	540	236	335	32
<i>% of Weighted Total:</i>	100.0	43.9	48.5	64.3	10.9	21.0	26.1	36.2	16.7	70.4	17.2	49.7	21.9	9.6	13.6	1.3
<b>B030:</b> How recently did you use marijuana or hashish on a daily, or almost daily, basis for at least a month?																
1. During the past month	26.4	29.4	18.8	24.7	47.6	27.6	27.8	26.2	23.2	19.6	40.6	-	25.3	18.8	27.4	39.8
2. 2 months ago	8.3	9.2	6.0	8.0	11.7	9.9	7.5	9.9	4.5	8.1	3.1	-	8.0	7.6	8.4	-
3. 3 to 9 months ago	22.2	23.5	20.7	23.3	10.9	23.7	11.8	26.5	26.3	24.3	20.1	-	26.6	24.6	21.5	13.1
4. About 1 year ago	16.2	13.8	24.4	17.1	12.0	18.3	23.2	11.0	12.4	19.6	12.5	-	15.2	20.8	16.8	14.8
5. About 2 years ago	19.2	17.6	22.3	20.9	7.7	16.4	23.4	14.6	25.3	18.2	19.6	-	17.4	21.5	20.8	15.4
6. 3 or more years ago	7.7	6.6	7.9	6.0	10.0	4.0	6.3	11.8	8.4	10.1	4.1	-	7.4	6.7	5.1	16.9
<i>Item 21200 Subject A01a</i>	<i>N†</i> 390	210	129	248	27	111	91	115	74	217	87	-	107	61	185	21
<b>B031:</b> Over your whole lifetime, during how many months have you used marijuana or hashish on a daily or near-daily basis?																
1. Less than 3 months	35.6	32.1	47.5	38.8	38.8	39.3	35.9	32.3	34.8	44.0	28.5	-	43.0	48.8	30.2	21.6
2. 3 to 9 months	25.0	21.2	24.2	23.8	11.2	26.4	27.2	26.4	17.8	24.0	15.5	-	23.9	35.2	25.1	14.0
3. About 1 year	12.9	14.3	14.3	13.8	4.1	13.6	11.6	11.7	15.2	13.4	17.9	-	14.1	5.1	13.9	20.7
4. About 1 and 1/2 years	6.9	7.3	6.8	7.6	5.0	3.1	7.9	8.1	9.5	6.3	5.9	-	5.5	7.0	8.1	3.7
5. About 2 years	8.2	12.5	1.7	7.6	15.6	4.7	6.5	9.8	13.2	4.8	18.0	-	8.5	3.8	8.6	7.9
6. About 3 to 5 years	7.7	9.4	3.7	6.9	9.4	8.2	7.2	7.8	7.6	6.0	9.0	-	1.6	-	10.3	16.5
7. 6 to 9 years	1.9	1.5	1.0	0.7	6.4	4.3	1.1	-	2.0	1.1	0.8	-	2.4	-	1.4	8.8
8. 10 or more years	1.8	1.7	0.8	0.7	9.5	0.4	2.6	3.8	-	0.5	4.4	-	1.0	-	2.4	6.8
<i>Item 21210 Subject A01a</i>	<i>N†</i> 381	202	130	248	28	109	92	108	72	209	85	-	97	61	187	24
<b>B032:</b> Do you think you will be using marijuana or hashish five years from now?																
1. I definitely will	3.3	4.8	1.3	2.5	2.8	3.6	2.5	3.2	4.3	2.1	5.5	0.2	3.6	5.6	8.7	27.2
2. I probably will	9.9	10.6	8.2	9.8	10.7	15.2	9.0	7.7	9.2	7.8	11.8	1.0	15.8	15.3	29.4	14.6
3. I probably will not	19.5	18.6	19.7	19.2	16.6	23.8	20.0	16.8	19.0	19.8	16.5	6.8	37.8	32.5	27.0	19.7
4. I definitely will not	67.3	66.0	70.9	68.5	69.9	57.3	68.5	72.3	67.5	70.4	66.1	92.0	42.8	46.6	34.9	38.5
<i>Item 2390 Subject A04a</i>	<i>N</i> 2388	1059	1189	1567	262	503	623	855	407	1716	415	1206	533	232	331	32
The next questions are about LSD, the psychedelic drug which is sometimes called "acid".																
<b>B033:</b> On how many occasions (if any) have you taken LSD . . .																
<b>B033A:</b> . . . in your lifetime?																
1. 0 occasions	88.2	86.9	91.5	87.2	98.6	83.9	91.2	89.3	86.7	91.0	84.5	100.0	100.0	70.7	43.7	21.7
2. 1-2	4.8	5.2	3.9	5.6	0.5	5.4	4.8	4.3	5.1	4.3	5.1	-	-	29.3	12.0	19.3
3. 3-5	2.6	2.3	2.7	3.0	-	4.7	1.0	2.5	2.8	1.7	4.4	-	-	-	18.2	4.0
4. 6-9	1.0	1.3	0.7	1.2	0.4	1.7	1.1	0.8	0.6	1.0	0.6	-	-	-	7.1	3.6
5. 10-19	1.4	1.7	0.7	1.3	-	1.7	0.2	1.4	2.9	0.8	2.1	-	-	-	9.3	7.3
6. 20-39	0.8	1.0	0.2	0.6	-	0.4	0.7	0.7	1.3	0.5	1.3	-	-	-	3.3	22.1
7. 40 or more	1.2	1.6	0.3	1.1	0.5	2.2	1.0	1.0	0.7	0.6	2.1	-	-	-	6.6	22.0
<i>Item 890 Subject A01a</i>	<i>N</i> 2353	1054	1167	1557	252	490	623	840	401	1701	406	1197	531	231	328	31
<b>B033B:</b> . . . during the last 12 months?																
1. 0 occasions	92.0	91.1	94.5	91.3	99.0	87.4	94.9	92.1	92.6	94.2	88.9	100.0	100.0	84.9	56.9	55.9
2. 1-2	4.0	3.5	3.7	4.7	0.3	6.4	2.1	4.6	2.5	3.4	4.7	-	-	15.1	17.1	8.2
3. 3-5	1.8	2.1	1.3	2.0	0.4	3.9	1.0	1.2	2.0	1.0	3.8	-	-	-	12.3	8.2
4. 6-9	0.9	1.3	0.2	0.7	-	1.0	1.2	1.0	0.4	0.5	1.3	-	-	-	6.6	2.8
5. 10-19	0.6	1.2	-	0.6	-	0.2	-	0.7	2.0	0.6	0.2	-	-	-	3.2	14.0
6. 20-39	0.5	0.6	0.2	0.5	0.4	0.8	0.7	0.4	0.3	0.1	1.1	-	-	-	3.6	2.0
7. 40 or more	0.2	0.1	0.2	0.1	-	0.3	0.2	0.1	0.2	0.2	-	-	-	-	0.4	8.8
<i>Item 900 Subject A01b</i>	<i>N</i> 2352	1054	1167	1556	254	490	624	839	398	1701	407	1197	532	230	326	31
<b>B033C:</b> . . . during the last 30 days?																
1. 0 occasions	97.3	96.7	98.8	97.4	99.7	96.4	98.0	97.1	97.3	98.3	96.2	100.0	100.0	95.7	86.7	63.0
2. 1-2	2.0	2.2	1.1	1.8	0.3	3.0	1.4	1.8	2.0	1.4	2.1	-	-	4.3	9.2	21.1
3. 3-5	0.5	1.0	0.1	0.6	-	0.5	0.4	0.8	-	0.3	1.2	-	-	-	3.2	5.5
4. 6-9	0.2	0.2	-	0.2	-	-	0.2	0.1	0.3	-	0.4	-	-	-	0.6	5.8
5. 10-19	0.1	-	-	-	-	-	-	0.1	0.2	-	-	-	-	-	0.3	2.1
6. 20-39	*	-	0.1	-	-	-	-	-	0.2	*	-	-	-	-	-	2.5
7. 40 or more	-	-	-	-	-	-	-	-	-	-	-	-	-	-	-	-
<i>Item 910 Subject A01c</i>	<i>N</i> 2351	1054	1167	1556	252	490	623	838	399	1700	407	1197	532	230	325	31

\* = less than .05 percent. † = excludes respondents for whom question was inappropriate.



QUESTIONNAIRE FORM 1 1996	TOTAL	SEX		RACE		REGION				COLLEGE PLANS?		ILLICIT DRUG USE: LIFETIME					
		M	F	White	Black	NE	NC	S	W	Yes	No	None	Mari- juana Only	Few Pills	More Pills	Any Her- oin	
<i>N (Weighted No. of Cases):</i> <i>% of Weighted Total:</i>	2466 100.0	1084 43.9	1197 48.5	1587 64.3	269 10.9	518 21.0	643 26.1	893 36.2	412 16.7	1737 70.4	425 17.2	1226 49.7	540 21.9	236 9.6	335 13.6	32 1.3	
IF YOU HAVE NOT TAKEN LSD IN THE LAST TWELVE MONTHS, GO TO Q.B041.																	
<b>B034:</b> When you used LSD during the last year, how often did you use it in each of the following situations?																	
<b>B034A:</b> When you were alone																	
1. Not at all	76.5	76.6	87.6	82.4	-	78.5	88.5	72.0	69.9	80.5	74.2	-	-	89.0	76.8	40.8	
2. A few of the times	15.3	18.9	10.2	14.0	54.9	17.0	7.6	13.8	23.2	16.3	16.8	-	-	-	18.3	24.9	
3. Some of the times	3.8	2.2	0.7	1.8	-	2.8	-	7.0	2.2	1.3	2.9	-	-	11.0	1.2	10.4	
4. Most of the times	3.0	1.0	1.5	0.9	-	1.6	3.9	3.0	4.7	1.9	1.4	-	-	-	2.2	18.5	
5. Every time	1.5	1.3	-	0.9	45.1	-	-	4.2	-	-	4.7	-	-	-	1.5	5.4	
<i>Item 2400 Subject A05a</i>	<i>N†</i>	186	90	64	134	2	58	31	68	29	100	41	-	-	36	136	14
<b>B034B:</b> With just 1 or 2 other people																	
1. Not at all	13.5	8.8	22.5	13.6	-	6.7	10.4	21.2	13.0	18.0	2.0	-	-	20.4	12.5	4.1	
2. A few of the times	33.4	30.0	41.0	33.0	54.9	29.5	42.4	35.4	26.4	31.4	41.1	-	-	38.1	33.1	21.2	
3. Some of the times	15.8	12.5	13.6	12.2	-	12.6	26.2	17.2	7.1	10.9	21.6	-	-	11.0	15.3	37.4	
4. Most of the times	20.2	26.1	8.8	21.1	-	26.4	8.5	16.6	29.0	19.0	19.4	-	-	-	24.6	30.7	
5. Every time	17.2	22.6	14.2	20.0	45.1	24.8	12.6	9.6	24.5	20.7	16.0	-	-	30.5	14.5	6.6	
<i>Item 2410 Subject A05b</i>	<i>N†</i>	185	90	64	136	2	60	31	68	26	97	43	-	-	36	138	11
<b>B034C:</b> At a party																	
1. Not at all	40.1	44.0	49.0	46.2	54.9	47.3	40.5	34.3	38.1	38.1	52.6	-	-	62.5	37.2	10.6	
2. A few of the times	28.5	25.7	22.8	26.1	-	24.6	31.4	29.5	31.0	26.2	22.3	-	-	11.1	31.6	42.6	
3. Some of the times	15.0	17.0	6.7	11.1	-	12.3	9.1	20.4	14.2	14.8	10.4	-	-	11.0	14.3	32.5	
4. Most of the times	8.5	9.8	9.9	10.6	-	7.9	11.5	10.4	2.2	11.4	7.7	-	-	4.7	9.9	4.6	
5. Every time	8.0	3.6	11.6	6.0	45.1	7.9	7.5	5.4	14.5	9.6	6.9	-	-	10.6	7.1	9.7	
<i>Item 2420 Subject A05c</i>	<i>N†</i>	188	92	64	136	2	60	31	68	29	100	43	-	-	36	138	14
<b>B034D:</b> When your date or spouse was present																	
1. Not at all	62.9	70.1	66.4	67.7	54.9	62.2	80.8	53.6	67.0	66.5	67.5	-	-	77.7	60.8	46.1	
2. A few of the times	15.3	14.2	11.5	13.7	-	16.3	14.7	15.3	13.6	14.3	14.7	-	-	1.8	18.5	18.1	
3. Some of the times	9.9	4.8	6.8	5.8	45.1	8.0	4.5	14.3	9.4	2.1	12.0	-	-	11.0	8.4	22.7	
4. Most of the times	4.3	3.7	4.9	4.2	-	8.4	-	3.0	3.6	5.7	1.4	-	-	-	5.2	7.6	
5. Every time	7.5	7.2	10.4	8.6	-	5.0	-	13.7	6.4	11.4	4.5	-	-	9.5	7.2	5.6	
<i>Item 2430 Subject A05b</i>	<i>N†</i>	188	92	64	136	2	60	31	68	29	100	43	-	-	36	138	14
<b>B034E:</b> When people over age 30 were present																	
1. Not at all	74.0	73.3	85.3	82.6	54.9	71.0	82.6	77.8	61.8	81.5	67.6	-	-	96.4	74.1	15.6	
2. A few of the times	12.2	8.6	10.4	8.4	-	17.0	13.5	8.6	9.1	6.9	16.3	-	-	1.7	13.3	27.7	
3. Some of the times	5.1	5.5	1.3	3.9	-	7.5	-	2.7	11.0	1.6	5.8	-	-	-	5.4	15.1	
4. Most of the times	5.7	9.6	1.2	4.2	-	2.8	3.9	6.6	11.6	8.4	2.9	-	-	-	4.1	36.3	
5. Every time	3.0	3.1	1.9	0.9	45.1	1.7	-	4.2	6.5	1.7	7.4	-	-	1.8	3.1	5.4	
<i>Item 2440 Subject A05b</i>	<i>N†</i>	187	91	64	135	2	59	31	68	29	99	43	-	-	35	138	14
<b>B034F:</b> During the daytime (before 4:00 p.m.)																	
1. Not at all	50.1	52.2	60.8	60.2	54.9	56.7	49.7	53.3	29.2	57.3	47.6	-	-	79.0	47.3	4.3	
2. A few of the times	27.6	28.1	27.6	26.8	-	20.7	47.2	24.2	29.3	25.4	39.0	-	-	8.0	31.9	34.3	
3. Some of the times	10.7	6.9	7.7	8.1	-	16.9	-	12.8	4.2	8.9	0.9	-	-	11.2	10.1	14.7	
4. Most of the times	4.6	3.1	3.9	1.9	45.1	1.4	-	4.0	17.5	2.5	6.0	-	-	-	3.9	23.4	
5. Every time	7.0	9.7	-	3.1	-	4.4	3.1	5.7	19.9	5.8	6.5	-	-	1.8	6.7	23.3	
<i>Item 2450 Subject A05c</i>	<i>N†</i>	188	91	64	135	2	59	31	68	29	99	43	-	-	35	139	14
<b>B034G:</b> At your home (or apartment or dorm)																	
1. Not at all	51.6	52.9	57.4	58.5	-	52.3	68.6	49.1	38.1	55.7	52.2	-	-	69.7	51.0	12.5	
2. A few of the times	22.0	17.6	27.3	20.8	54.9	23.7	23.8	15.9	30.9	20.1	21.4	-	-	3.2	27.5	14.5	
3. Some of the times	12.5	13.5	4.0	8.7	-	12.2	3.8	16.4	13.4	12.6	4.7	-	-	13.2	9.7	38.7	
4. Most of the times	8.7	9.9	7.3	8.5	45.1	5.1	3.9	13.8	9.2	8.6	13.3	-	-	5.8	7.5	28.0	
5. Every time	5.2	6.0	4.0	3.5	-	6.8	-	4.8	8.4	3.0	8.5	-	-	8.0	4.4	6.3	
<i>Item 2460 Subject A05c</i>	<i>N†</i>	187	91	64	135	2	59	31	68	29	99	43	-	-	35	138	14

†=excludes respondents for whom question was inappropriate.



QUESTIONNAIRE FORM 1 1996	TOTAL	SEX		RACE		REGION				COLLEGE PLANS?		ILLCIT DRUG USE: LIFETIME					
		M	F	White	Black	NE	NC	S	W	Yes	No	None	Mari- juana Only	Few Pills	More Pills	Any Her- oin	
<i>N (Weighted No. of Cases):</i>	2466	1084	1197	1587	269	518	643	893	412	1737	425	1226	540	236	335	32	
<i>% of Weighted Total:</i>	100.0	43.9	48.5	64.3	10.9	21.0	26.1	36.2	16.7	70.4	17.2	49.7	21.9	9.6	13.6	1.3	
<b>B034H:</b> At school																	
1. Not at all	68.5	66.1	85.8	78.2	54.9	66.7	77.9	72.1	53.9	70.5	78.9	-	-	87.0	68.0	27.1	
2. A few of the times	17.7	20.0	12.6	15.7	-	27.9	19.0	6.5	21.9	17.5	12.9	-	-	-	20.3	36.6	
3. Some of the times	7.9	5.9	1.6	4.5	45.1	2.3	-	17.7	4.4	5.8	3.2	-	-	11.2	6.8	10.0	
4. Most of the times	3.9	4.9	-	0.4	-	2.5	3.1	0.7	15.6	5.5	1.4	-	-	-	2.7	26.3	
5. Every time	1.9	3.0	-	1.2	-	0.6	-	3.0	4.1	0.6	3.6	-	-	1.8	2.2	-	
<i>Item 2470 Subject A05c</i>	<i>N†</i>	188	91	64	135	2	59	31	68	29	99	43	-	-	35	139	14
<b>B034I:</b> In a car																	
1. Not at all	45.2	44.5	55.5	50.4	54.9	53.3	38.8	42.4	42.2	53.1	35.8	-	-	73.3	42.1	4.3	
2. A few of the times	29.3	28.9	22.3	26.9	-	23.6	45.1	27.1	28.9	22.2	33.9	-	-	10.5	33.9	30.9	
3. Some of the times	15.2	14.9	13.9	15.5	-	7.6	16.2	23.1	11.3	15.4	16.3	-	-	11.2	16.3	14.6	
4. Most of the times	5.4	7.1	1.8	2.1	45.1	8.0	-	3.1	11.1	5.3	3.8	-	-	-	3.5	38.3	
5. Every time	5.0	4.6	6.5	5.2	-	7.5	-	4.4	6.4	4.0	10.3	-	-	5.1	4.3	11.9	
<i>Item 2490 Subject A05c</i>	<i>N†</i>	187	91	64	135	2	59	31	68	29	99	43	-	-	35	138	14
<b>B035:</b> How many of the times when you used LSD during the last year did you use it along with each of the following drugs—that is, so that their effects overlapped?																	
<b>B035A:</b> With alcohol																	
1. Not at all	48.6	51.0	60.6	52.8	54.9	49.2	52.5	41.6	60.1	52.3	60.7	-	-	69.9	44.9	30.9	
2. A few of the times	20.8	19.3	22.1	23.0	-	25.1	15.1	24.6	8.8	19.8	15.5	-	-	9.0	23.8	20.8	
3. Some of the times	6.7	9.1	3.7	6.8	-	6.7	11.9	4.8	5.4	8.4	5.5	-	-	1.0	7.9	9.3	
4. Most of the times	11.6	12.5	5.3	10.1	-	9.3	15.8	14.8	4.2	7.9	12.0	-	-	3.2	14.8	-	
5. Every time	12.3	8.1	8.3	7.3	45.1	9.6	4.8	14.2	21.6	11.5	6.2	-	-	16.8	8.6	39.0	
<i>Item 2500 Subject A01h</i>	<i>N†</i>	185	90	63	133	2	59	30	68	28	100	41	-	-	35	137	13
<b>B035B:</b> With marijuana																	
1. Not at all	27.5	28.3	34.9	29.4	100.0	25.6	21.5	27.8	37.0	34.3	21.6	-	-	59.0	20.8	9.8	
2. A few of the times	17.0	11.7	26.4	19.0	-	13.8	10.8	25.2	11.2	20.1	17.6	-	-	7.2	19.3	20.3	
3. Some of the times	10.2	15.7	3.9	12.4	-	5.8	11.5	10.1	17.8	9.1	10.0	-	-	5.1	12.5	-	
4. Most of the times	12.2	13.1	10.2	10.1	-	20.0	22.7	4.1	4.1	10.0	17.9	-	-	-	15.0	16.5	
5. Every time	33.1	31.2	24.6	29.0	-	34.9	33.5	32.8	29.9	26.5	32.9	-	-	28.6	32.4	53.3	
<i>Item 2510 Subject A01h</i>	<i>N†</i>	185	91	64	134	1	59	31	67	29	99	41	-	-	36	136	13
<b>B036:</b> What have been the most important reasons for your taking LSD? (Mark all that apply.)																	
A. To experiment—to see what it's like	86.2	84.8	89.2	88.3	100.0	86.0	87.8	88.5	79.4	89.8	76.6	-	-	99.0	84.0	74.5	
B. To relax or relieve tension	15.6	19.7	13.0	17.8	-	14.3	36.2	7.9	14.4	10.0	29.2	-	-	13.5	15.5	22.9	
C. To feel good or get high	59.2	57.4	54.7	55.7	100.0	66.6	54.2	58.5	50.8	52.1	59.0	-	-	42.0	62.5	71.2	
D. To seek deeper insights and understanding	46.0	55.5	26.7	43.4	54.9	44.2	46.4	46.0	49.0	45.0	39.8	-	-	31.9	47.2	69.7	
E. To have a good time with my friends	57.1	58.6	51.5	56.3	100.0	59.9	55.8	56.2	54.6	53.3	54.8	-	-	24.2	65.2	61.6	
F. To fit in with a group I like	3.0	1.4	4.1	3.7	-	1.6	4.0	3.3	4.3	3.1	4.3	-	-	1.5	2.8	9.1	
G. To get away from my problems or troubles	10.8	12.5	5.1	9.1	45.1	11.2	22.7	7.8	4.3	7.0	18.7	-	-	8.5	8.9	35.7	
H. Because of boredom, nothing else to do	22.3	23.3	18.3	17.8	54.9	25.2	14.4	19.6	31.1	18.7	25.2	-	-	7.0	22.7	57.8	
I. Because of anger or frustration	6.3	7.8	4.4	6.9	45.1	5.3	11.9	5.6	4.3	3.5	18.1	-	-	7.2	3.9	28.3	
J. To get through the day	3.8	6.4	-	2.2	-	4.4	-	3.0	8.5	1.5	8.9	-	-	-	3.7	15.2	
K. To increase the effects of some other drug(s)	7.6	8.6	6.1	6.3	45.1	4.4	10.6	6.6	13.2	10.5	6.4	-	-	1.4	5.4	45.3	
L. To decrease (offset) the effects of some other drug(s)	1.6	2.6	-	2.2	-	1.9	-	1.7	2.0	-	6.9	-	-	-	1.7	4.3	
M. Because I am "hooked"—I have to have it	3.8	1.7	1.2	1.6	45.1	0.6	3.1	5.5	6.9	1.7	6.7	-	-	-	3.1	19.9	
<i>Item 2520-2640 Subject A06a</i>	<i>N†</i>	188	92	64	136	2	60	31	68	29	100	43	-	-	36	138	14
<b>B037:</b> When you take LSD, how high do you usually get?																	
1. Not at all high	2.7	2.6	1.3	1.8	-	2.0	-	4.6	2.3	1.9	4.7	-	-	2.6	2.4	5.0	
2. A little high	5.3	5.0	4.9	5.4	-	3.3	4.8	9.0	1.6	7.8	-	-	-	13.3	3.9	-	
3. Moderately high	20.9	19.8	22.2	22.5	-	25.5	10.5	23.6	15.4	22.3	15.1	-	-	19.9	22.0	11.9	
4. Very high	71.2	72.6	71.5	70.3	100.0	69.1	84.7	62.8	80.7	68.0	80.2	-	-	64.2	71.7	83.1	
<i>Item 2650 Subject A01e</i>	<i>N†</i>	181	92	64	136	2	60	29	64	28	100	43	-	-	32	136	13

†=excludes respondents for whom question was inappropriate.



DESCRIPTIVE RESULTS: 1996

57

QUESTIONNAIRE FORM 1 1996	TOTAL	SEX		RACE		REGION				COLLEGE PLANS?		ILLICIT DRUG USE: LIFETIME				
		M	F	White	Black	NE	NC	S	W	Yes	No	None	Mari- juana Only	Few Pills	More Pills	Any Her- oin
<i>N (Weighted No. of Cases):</i> <i>% of Weighted Total:</i>	2466 100.0	1084 43.9	1197 48.5	1587 64.3	269 10.9	518 21.0	643 26.1	893 36.2	412 16.7	1737 70.4	425 17.2	1226 49.7	540 21.9	236 9.6	335 13.6	32 1.3
<b>B038:</b> When you take LSD, how long do you usually stay high?																
1. Usually don't get high	0.8	-	1.3	-	-	-	-	1.3	2.3	0.7	2.0	-	-	2.6	-	4.8
2. Two hours or less	5.1	4.3	5.5	4.3	-	4.3	7.0	4.5	5.8	4.1	8.0	-	-	8.6	4.8	-
3. Three to six hours	19.8	22.3	16.6	19.6	-	14.7	26.0	21.1	21.1	20.8	15.3	-	-	38.8	16.7	7.6
4. Seven to 24 hours	71.0	70.2	75.3	73.5	54.9	81.0	58.0	70.0	66.1	72.7	69.0	-	-	44.3	77.0	72.4
5. More than 24 hours	3.3	3.3	1.2	2.7	45.1	-	9.0	3.0	4.7	1.7	5.9	-	-	5.7	1.5	15.2
<i>Item 2660 Subject A01f</i>	<i>N†</i> 184	92	64	136	2	60	31	64	29	100	43	-	-	32	138	14
<b>B039:</b> Have you ever had a "bad trip" on LSD?																
1. No	60.8	71.8	51.2	63.0	62.5	63.5	56.9	60.7	59.5	66.3	57.7	-	-	84.1	55.4	54.7
2. Yes, once	27.3	20.7	32.1	26.0	-	25.0	22.9	30.5	29.3	24.3	23.8	-	-	15.9	30.4	25.1
3. Yes, more than once	11.9	7.5	16.7	11.0	37.5	11.5	20.1	8.8	11.2	9.3	18.4	-	-	-	14.2	20.3
<i>Item 2670 Subject A01k</i>	<i>N†</i> 190	92	65	136	3	60	32	68	29	100	43	-	-	36	140	14
<b>B040:</b> Have you ever tried to stop using LSD and found that you couldn't stop?																
1. Yes	2.6	1.8	3.4	0.9	37.5	2.3	6.1	0.5	4.4	2.6	-	-	-	-	3.5	-
2. No	97.4	98.2	96.6	99.1	62.5	97.7	93.9	99.5	95.6	97.4	100.0	-	-	100.0	96.5	100.0
<i>Item 2680 Subject A01i</i>	<i>N†</i> 186	92	65	136	3	60	32	66	28	100	43	-	-	35	137	14
<b>B041:</b> Do you think you will be using LSD five years from now?																
1. I definitely will	1.1	1.6	0.4	0.8	2.7	0.9	1.0	0.9	1.7	0.8	1.5	0.6	0.8	1.0	2.2	11.5
2. I probably will	2.4	2.4	1.8	2.2	0.2	5.1	0.9	2.1	2.1	1.8	3.2	0.2	1.2	7.7	8.0	10.4
3. I probably will not	9.9	10.3	8.7	10.1	0.7	13.1	8.3	9.2	9.7	9.0	9.7	3.1	6.8	17.8	32.3	24.9
4. I definitely will not	86.7	85.7	89.0	87.0	96.5	80.9	89.8	87.9	86.5	88.4	85.5	96.2	91.2	73.6	57.5	53.2
<i>Item 2690 Subject A04a</i>	<i>N</i> 2302	1023	1149	1517	254	467	608	832	395	1668	400	1182	506	220	321	31
The next questions are about PSYCHEDELICS OTHER THAN LSD. This group would include the following drugs: Mescaline, Peyote, Psilocybin, PCP.																
<b>B042:</b> On how many occasions (if any) have you taken psychedelics other than LSD . . .																
<b>B042A:</b> . . . in your lifetime?																
1. 0 occasions	92.8	91.1	96.4	93.3	98.7	90.6	94.1	93.9	91.6	94.7	90.8	100.0	100.0	85.8	64.9	33.9
2. 1-2	4.0	5.5	1.9	4.2	0.2	4.4	4.4	3.5	3.8	3.1	4.7	-	-	14.2	17.0	16.3
3. 3-5	1.4	1.1	1.1	1.2	0.3	3.1	0.3	1.0	2.1	1.1	1.3	-	-	-	8.7	16.8
4. 6-9	0.4	0.3	0.3	0.4	-	0.6	0.2	0.5	0.6	0.2	0.4	-	-	-	2.6	6.2
5. 10-19	0.4	0.6	0.2	0.4	-	0.3	0.5	0.4	0.4	0.2	1.2	-	-	-	2.2	8.3
6. 20-39	0.3	0.5	-	0.2	-	0.5	0.2	-	1.1	0.4	0.4	-	-	-	1.5	10.0
7. 40 or more	0.6	0.8	0.2	0.4	0.9	0.5	0.4	0.8	0.4	0.3	1.0	-	-	-	3.2	8.4
<i>Item 920 Subject A01a</i>	<i>N</i> 2327	1040	1157	1545	252	486	615	833	393	1689	405	1192	522	227	322	32
<b>B042B:</b> . . . during the last 12 months?																
1. 0 occasions	95.3	94.2	98.0	96.0	98.8	94.1	96.8	95.6	94.1	96.4	94.5	100.0	100.0	89.7	77.4	59.8
2. 1-2	3.0	3.6	1.4	2.7	-	3.4	2.3	3.0	3.5	2.4	2.3	-	-	10.3	13.3	11.4
3. 3-5	0.7	0.7	0.3	0.6	0.3	1.3	0.2	0.6	1.0	0.6	1.2	-	-	-	4.0	8.9
4. 6-9	0.4	0.6	0.1	0.4	-	0.1	0.4	0.7	0.2	0.3	0.7	-	-	-	2.4	3.3
5. 10-19	0.3	0.6	0.1	0.3	-	0.7	-	-	1.2	0.3	0.8	-	-	-	1.5	10.2
6. 20-39	*	-	-	-	-	-	-	0.1	-	-	-	-	-	-	0.3	-
7. 40 or more	0.2	0.2	0.2	*	0.9	0.4	0.4	0.1	0.2	0.1	0.4	-	-	-	1.1	6.3
<i>Item 930 Subject A01b</i>	<i>N</i> 2325	1038	1156	1543	252	484	615	833	393	1688	405	1192	522	227	320	31
<b>B042C:</b> . . . during the last 30 days?																
1. 0 occasions	97.9	97.8	98.9	98.5	98.8	97.7	98.6	98.2	96.7	98.4	97.1	100.0	100.0	95.6	91.2	69.0
2. 1-2	1.3	1.5	0.9	1.0	-	1.0	0.9	1.0	2.8	1.1	1.6	-	-	4.4	4.5	16.9
3. 3-5	0.4	0.5	0.1	0.4	0.3	0.7	0.2	0.6	0.3	0.4	0.7	-	-	-	2.5	7.8
4. 6-9	0.1	0.1	0.1	0.1	-	0.3	-	0.1	-	0.1	0.2	-	-	-	0.7	-
5. 10-19	*	-	-	-	-	-	-	0.1	-	-	-	-	-	-	0.3	-
6. 20-39	0.1	*	0.1	*	-	0.3	-	-	0.2	0.1	-	-	-	-	0.5	2.5
7. 40 or more	0.1	0.2	0.1	-	0.9	0.1	0.4	-	-	-	0.4	-	-	-	0.4	3.9
<i>Item 940 Subject A01c</i>	<i>N</i> 2322	1038	1156	1543	252	484	615	830	393	1688	405	1192	522	227	318	31

\*=less than .05 percent. †=excludes respondents for whom question was inappropriate.



QUESTIONNAIRE FORM 1 1996	TOTAL	SEX		RACE		REGION				COLLEGE PLANS?		ILICIT DRUG USE: LIFETIME					
		M	F	White	Black	NE	NC	S	W	Yes	No	None	Mari- juana Only	Few Pills	More Pills	Any Her- oin	
<i>N (Weighted No. of Cases):</i>	2466	1084	1197	1587	269	518	643	893	412	1737	425	1226	540	236	335	32	
<i>% of Weighted Total:</i>	100.0	43.9	48.5	64.3	10.9	21.0	26.1	36.2	16.7	70.4	17.2	49.7	21.9	9.6	13.6	1.3	
IF YOU HAVE NOT TAKEN ANY PSYCHEDELICS OTHER THAN LSD IN THE LAST TWELVE MONTHS, GO TO Q.B046.																	
<b>B043:</b> When you take psychedelics other than LSD, how high do you usually get?																	
1. Not at all high	4.0	4.6	-	2.5	40.8	1.9	13.9	2.6	-	-	12.4	-	-	6.6	2.1	10.7	
2. A little high	7.9	7.5	7.3	7.6	-	10.9	-	11.7	5.3	4.8	17.2	-	-	7.6	9.3	-	
3. Moderately high	26.9	25.1	30.3	32.9	-	27.6	32.7	21.6	29.0	30.0	21.0	-	-	18.4	32.3	11.7	
4. Very high	61.2	62.8	62.4	56.9	59.2	59.6	53.3	64.1	65.6	65.3	49.5	-	-	67.4	56.4	77.6	
<i>Item 2700 Subject A01e</i>	<i>N†</i>	103	60	22	61	3	27	20	34	22	60	22	-	-	23	68	11
<b>B044:</b> When you take psychedelics other than LSD, how long do you usually stay high?																	
1. Usually don't get high	2.4	3.3	-	3.3	-	3.3	7.9	-	-	0.7	7.6	-	-	8.3	0.8	-	
2. One to two hours	8.8	8.0	11.1	6.2	40.8	7.9	6.1	8.4	13.0	6.9	12.0	-	-	12.3	7.2	10.7	
3. Three to six hours	55.6	57.8	56.8	64.2	-	52.8	61.6	45.1	69.1	67.0	40.8	-	-	60.2	57.3	35.6	
4. Seven to 24 hours	29.5	28.8	24.1	25.1	-	34.5	19.5	41.8	14.5	22.9	34.0	-	-	19.2	32.6	33.0	
5. More than 24 hours	3.6	2.0	7.9	1.3	59.2	1.4	5.0	4.8	3.5	2.6	5.6	-	-	-	2.1	20.7	
<i>Item 2710 Subject A01f</i>	<i>N†</i>	101	58	22	59	3	27	20	32	22	60	20	-	-	23	67	11
<b>B045:</b> What psychedelics other than LSD have you taken during the last year? (Mark all that apply.)																	
A. Mescaline	26.2	26.2	13.9	26.4	100.0	40.8	30.1	28.2	3.3	17.7	32.5	-	-	14.2	31.1	22.7	
B. Peyote	20.7	20.4	18.5	13.9	100.0	32.5	20.2	14.8	15.7	16.3	34.3	-	-	5.0	19.3	58.0	
C. Psilocybin	32.3	43.4	13.1	39.6	100.0	22.2	21.7	41.3	40.6	37.1	31.4	-	-	10.0	39.5	36.1	
D. PCP	25.2	18.8	26.5	14.5	100.0	32.5	16.0	20.8	30.4	16.2	44.2	-	-	5.0	23.3	72.8	
E. Concentrated THC	33.2	32.3	28.2	28.8	100.0	27.0	33.5	36.7	35.3	20.4	54.0	-	-	9.3	33.7	75.0	
F. Other	40.2	43.4	43.7	40.9	66.2	29.1	55.9	41.3	38.0	41.3	41.8	-	-	50.1	37.8	34.0	
G. Don't know the names of some I have used	18.4	20.7	12.9	22.1	25.4	20.7	6.1	21.8	21.5	21.0	14.7	-	-	29.2	11.5	34.3	
<i>Item 2720-2780 Subject A01i</i>	<i>N†</i>	101	58	22	59	3	27	20	31	23	60	20	-	-	23	66	12
The next questions are about some non-prescription drugs.																	
<b>B046:</b> Some types of diet pills (also called appetite suppressants) can be sold legally without a doctor's prescription by drugstores, through the mail, etc. These "over-the-counter" drugs include Dexatrim, Dietac, Prolamine, and others. On how many occasions (if any) have you taken such non-prescription diet pills . . .																	
<b>B046A:</b> . . . in your lifetime?																	
1. 0 occasions	84.0	94.5	74.5	82.0	92.2	83.2	83.4	83.2	87.5	85.3	81.0	90.0	84.7	77.0	65.3	71.6	
2. 1-2	6.5	1.5	11.2	6.7	5.2	7.1	6.8	6.6	5.0	6.1	6.8	4.6	7.3	11.7	8.6	11.5	
3. 3-5	3.6	1.8	5.0	4.0	0.9	3.8	4.1	3.7	2.4	3.2	4.9	2.5	3.6	5.8	6.6	2.9	
4. 6-9	2.3	1.2	3.2	2.7	0.4	2.7	2.0	2.7	1.3	1.9	3.4	1.0	1.9	2.1	7.8	5.6	
5. 10-19	1.2	0.2	2.1	1.4	0.8	0.7	2.1	0.8	1.1	1.2	0.8	0.5	0.7	2.1	3.6	-	
6. 20-39	1.4	0.5	2.3	1.8	0.2	1.3	1.0	1.5	1.6	1.4	1.0	1.1	0.9	-	3.7	5.7	
7. 40 or more	1.1	0.3	1.8	1.3	0.2	1.3	0.6	1.4	1.1	0.9	2.1	0.3	0.9	1.3	4.4	2.6	
<i>Item 21220 Subject A01a</i>	<i>N</i>	2348	1051	1170	1556	254	493	618	840	396	1699	413	1199	527	229	323	29
<b>B046B:</b> . . . during the last 12 months?																	
1. 0 occasions	90.7	96.3	85.9	89.3	95.9	89.9	90.5	90.6	92.1	91.4	89.2	94.7	91.7	87.1	76.2	83.5	
2. 1-2	3.9	1.5	6.3	4.4	2.2	4.7	4.1	3.2	3.7	3.7	5.4	2.1	4.1	9.4	5.9	8.4	
3. 3-5	2.0	1.4	2.2	2.2	0.7	2.4	2.6	1.3	2.3	1.8	1.9	1.7	1.7	0.8	4.9	-	
4. 6-9	1.2	0.3	1.8	1.4	0.2	0.9	0.9	2.1	0.4	1.1	1.3	0.5	0.6	0.3	5.8	-	
5. 10-19	0.7	0.1	1.3	0.9	0.8	1.0	1.3	0.4	0.2	0.7	0.8	0.2	1.0	1.1	1.3	5.6	
6. 20-39	0.9	0.4	1.3	1.1	-	0.8	0.2	1.4	0.8	1.0	0.3	0.5	0.8	0.5	3.0	-	
7. 40 or more	0.6	0.1	1.0	0.7	0.2	0.3	0.4	0.9	0.5	0.4	1.2	0.2	-	0.8	2.7	2.6	
<i>Item 21230 Subject A01b</i>	<i>N</i>	2344	1051	1167	1556	252	492	618	838	395	1700	411	1196	527	229	322	30

†=excludes respondents for whom question was inappropriate.



# DESCRIPTIVE RESULTS: 1996

59

QUESTIONNAIRE FORM 1 1996	TOTAL	SEX		RACE		REGION				COLLEGE PLANS?		ILLCIT DRUG USE: LIFETIME				
		M	F	White	Black	NE	NC	S	W	Yes	No	None	Mari- juana Only	Few Pills	More Pills	Any Her- oin
<i>N (Weighted No. of Cases):</i> <i>% of Weighted Total:</i>	2466 100.0	1084 43.9	1197 48.5	1587 64.3	269 10.9	518 21.0	643 26.1	893 36.2	412 16.7	1737 70.4	425 17.2	1226 49.7	540 21.9	236 9.6	335 13.6	32 1.3
<b>B046C:</b> . . . during the last 30 days?																
1. 0 occasions	95.7	97.7	94.2	95.1	98.4	95.9	95.0	95.5	96.8	96.4	95.1	98.4	96.2	93.9	85.9	91.7
2. 1-2	1.6	1.3	1.8	1.6	0.7	2.5	2.5	0.8	0.7	1.3	2.4	0.6	1.9	3.5	3.7	-
3. 3-5	0.9	0.6	0.9	1.0	0.2	0.8	0.5	1.1	1.3	0.7	0.4	0.2	0.7	0.7	4.0	-
4. 6-9	0.8	-	1.7	1.0	0.3	0.6	1.3	0.9	0.3	0.8	1.2	0.3	1.2	-	2.4	5.7
5. 10-19	0.5	0.4	0.6	0.7	-	0.1	0.5	0.8	0.3	0.6	-	0.1	-	1.1	2.6	-
6. 20-39	0.4	-	0.7	0.4	-	0.2	-	0.7	0.6	0.3	0.6	0.3	-	0.8	0.9	2.6
7. 40 or more	0.1	0.1	0.1	0.1	0.2	-	0.2	0.1	-	0.1	0.3	0.1	-	-	0.5	-
<i>Item 21240 Subject A01c</i>	<i>N 2343</i>	<i>1051</i>	<i>1167</i>	<i>1556</i>	<i>252</i>	<i>492</i>	<i>618</i>	<i>838</i>	<i>394</i>	<i>1699</i>	<i>411</i>	<i>1196</i>	<i>527</i>	<i>229</i>	<i>322</i>	<i>29</i>
<b>B047:</b> Some stay-awake pills can be sold legally without a doctor's prescription by drugstores, through the mail, etc. These non-prescription or "over-the-counter" drugs include No-Doz, Vivarin, Wake, Caffedrine, and others.  On how many occasions (if any) have you taken such non-prescription stay-awake pills . . .																
<b>B047A:</b> . . . in your lifetime?																
1. 0 occasions	69.5	72.6	67.9	63.7	91.7	67.2	67.0	70.8	73.6	70.4	69.6	84.3	66.6	50.2	34.9	27.3
2. 1-2	12.3	9.8	14.2	14.1	4.9	11.5	13.2	12.6	11.5	12.0	11.2	8.7	16.7	23.3	11.9	4.6
3. 3-5	6.7	6.3	7.4	8.8	0.9	7.1	6.4	7.0	6.3	7.6	5.0	4.0	6.1	11.2	13.9	24.1
4. 6-9	3.5	3.4	3.1	4.4	0.6	4.4	3.3	3.3	3.1	2.9	5.2	0.8	2.6	4.9	13.0	20.1
5. 10-19	3.8	3.8	3.6	4.4	1.4	4.7	4.8	3.3	2.0	3.3	4.1	1.5	3.9	3.9	11.8	6.9
6. 20-39	1.4	1.7	1.2	1.6	-	1.5	1.8	1.1	1.3	1.6	0.3	0.4	0.7	2.5	5.5	2.7
7. 40 or more	2.8	2.4	2.6	3.0	0.5	3.7	3.5	2.0	2.3	2.2	4.7	0.4	3.4	4.1	9.0	14.4
<i>Item 21250 Subject A01a</i>	<i>N 2353</i>	<i>1047</i>	<i>1180</i>	<i>1560</i>	<i>259</i>	<i>494</i>	<i>618</i>	<i>846</i>	<i>395</i>	<i>1702</i>	<i>414</i>	<i>1202</i>	<i>526</i>	<i>232</i>	<i>325</i>	<i>30</i>
<b>B047B:</b> . . . during the last 12 months?																
1. 0 occasions	81.0	81.9	81.3	77.0	97.1	77.5	80.2	82.5	83.5	81.7	81.8	91.0	80.3	71.2	53.8	46.3
2. 1-2	9.1	8.2	10.0	11.2	1.0	9.4	9.8	8.7	8.7	9.3	6.9	5.5	10.9	15.1	15.3	19.7
3. 3-5	3.0	2.7	2.7	3.8	0.1	4.0	2.2	3.2	2.5	2.8	2.8	1.3	2.1	4.2	9.5	7.8
4. 6-9	2.3	3.1	1.8	3.0	1.3	3.3	1.9	2.4	1.5	2.2	2.5	0.7	2.6	3.5	6.7	11.8
5. 10-19	1.8	1.7	1.9	2.2	-	1.9	2.7	1.1	2.0	1.8	2.0	1.0	1.5	1.2	6.1	-
6. 20-39	1.2	1.2	1.1	1.4	0.5	2.2	1.5	0.9	0.2	1.0	1.4	0.2	0.8	1.4	4.6	11.4
7. 40 or more	1.5	1.3	1.4	1.5	-	1.7	1.6	1.3	1.6	1.2	2.7	0.3	1.9	3.3	4.0	2.9
<i>Item 21260 Subject A01b</i>	<i>N 2350</i>	<i>1050</i>	<i>1179</i>	<i>1562</i>	<i>257</i>	<i>494</i>	<i>618</i>	<i>843</i>	<i>394</i>	<i>1705</i>	<i>413</i>	<i>1201</i>	<i>524</i>	<i>232</i>	<i>324</i>	<i>30</i>
<b>B047C:</b> . . . during the last 30 days?																
1. 0 occasions	92.5	92.0	93.9	91.2	98.9	90.2	91.4	93.5	94.9	93.5	91.9	97.3	93.3	86.1	78.3	74.8
2. 1-2	3.6	3.6	3.1	4.6	0.6	4.7	3.3	3.3	3.2	3.2	3.0	1.6	2.8	7.2	9.5	9.5
3. 3-5	1.2	1.6	0.8	1.5	-	1.6	1.1	1.2	0.7	1.3	0.7	0.2	1.5	2.6	3.1	3.4
4. 6-9	1.1	1.2	1.1	1.2	-	2.3	1.3	0.4	0.9	1.0	1.3	0.4	0.6	1.4	4.2	5.6
5. 10-19	0.9	1.0	0.4	0.6	0.5	0.5	1.7	0.9	-	0.6	0.9	0.3	0.9	1.7	2.4	3.9
6. 20-39	0.4	0.4	0.2	0.3	-	0.5	0.6	0.3	0.4	0.3	0.6	0.2	0.3	-	1.8	-
7. 40 or more	0.4	0.1	0.4	0.5	-	0.3	0.5	0.5	-	*	1.5	-	0.6	0.9	0.8	2.9
<i>Item 21270 Subject A01c</i>	<i>N 2344</i>	<i>1045</i>	<i>1178</i>	<i>1556</i>	<i>256</i>	<i>494</i>	<i>618</i>	<i>839</i>	<i>392</i>	<i>1703</i>	<i>410</i>	<i>1198</i>	<i>523</i>	<i>230</i>	<i>324</i>	<i>30</i>
<b>B048:</b> In addition to non-prescription diet and stay-awake pills, there are other stimulants and pep pills which can be sold legally in most states without a prescription—usually by mail. These are sometimes called "fake pep pills," "imitation speed," or "look-alikes," because they look like prescription amphetamines and sometimes have similar names. Other than the diet pills and stay-awake pills you have already told us about, on how many occasions (if any) have you taken other non-prescription stimulants or pep pills . . .																

\*=less than .05 percent.



## MONITORING THE FUTURE

QUESTIONNAIRE FORM 1 1996	TOTAL	SEX		RACE		REGION				COLLEGE PLANS?		ILLICIT DRUG USE: LIFETIME				
		M	F	White	Black	NE	NC	S	W	Yes	No	None	Mari- juana Only	Few Pills	More Pills	Any Her- oin
<i>N (Weighted No. of Cases):</i> <i>% of Weighted Total:</i>	2466 100.0	1084 43.9	1197 48.5	1587 64.3	269 10.9	518 21.0	643 26.1	893 36.2	412 16.7	1737 70.4	425 17.2	1226 49.7	540 21.9	236 9.6	335 13.6	32 1.3
<b>B048A:</b> . . . in your lifetime?																
1. 0 occasions	89.3	90.0	89.7	88.3	97.6	90.5	86.2	90.3	90.6	91.2	84.9	96.9	92.1	81.8	64.2	57.8
2. 1-2	5.0	4.8	5.1	5.4	1.7	4.4	7.1	4.8	2.8	4.4	6.4	2.0	4.1	15.3	9.8	6.4
3. 3-5	2.1	2.0	1.8	2.4	0.2	1.5	2.1	2.4	2.3	1.7	2.9	0.5	1.3	0.7	10.0	9.7
4. 6-9	1.0	0.7	1.1	1.0	0.5	0.9	1.3	0.7	1.1	0.8	1.3	0.1	0.5	0.2	5.4	3.9
5. 10-19	0.7	0.6	0.7	0.8	-	0.7	1.3	0.5	0.4	0.3	2.1	0.2	0.2	0.2	3.4	6.5
6. 20-39	0.8	1.0	0.5	0.8	-	0.8	1.0	0.6	0.8	0.7	0.9	0.1	0.2	0.5	3.9	7.6
7. 40 or more	1.1	0.8	1.2	1.2	-	1.2	0.9	0.7	1.9	1.0	1.6	0.1	1.6	1.3	3.2	8.0
<i>Item 21280 Subject A01a</i>	<i>N 2351</i>	<i>1049</i>	<i>1175</i>	<i>1560</i>	<i>255</i>	<i>493</i>	<i>617</i>	<i>845</i>	<i>397</i>	<i>1701</i>	<i>414</i>	<i>1199</i>	<i>526</i>	<i>231</i>	<i>324</i>	<i>30</i>
<b>B048B:</b> . . . during the last 12 months?																
1. 0 occasions	93.5	94.3	94.1	93.1	99.1	93.8	92.1	94.4	93.7	94.5	93.0	98.0	96.0	89.9	76.0	80.6
2. 1-2	3.0	2.7	2.9	3.3	0.9	2.6	4.1	2.8	2.1	2.6	2.0	1.3	1.9	7.8	8.1	2.8
3. 3-5	1.1	0.8	1.0	1.2	-	0.7	0.9	1.1	1.9	1.0	1.3	0.3	0.5	-	6.1	-
4. 6-9	0.7	0.5	0.7	0.7	-	1.0	1.6	0.1	0.1	0.4	1.7	*	-	0.2	4.1	6.7
5. 10-19	0.7	1.0	0.4	0.7	-	0.4	0.7	0.9	0.4	0.7	0.5	0.3	-	0.7	2.3	7.4
6. 20-39	0.3	0.1	0.3	0.3	-	0.7	-	0.1	0.5	0.2	0.5	-	0.1	0.5	1.5	-
7. 40 or more	0.7	0.6	0.6	0.7	-	0.7	0.5	0.5	1.3	0.6	1.1	-	1.4	0.8	1.9	2.5
<i>Item 21290 Subject A01b</i>	<i>N 2352</i>	<i>1048</i>	<i>1175</i>	<i>1560</i>	<i>256</i>	<i>492</i>	<i>617</i>	<i>846</i>	<i>397</i>	<i>1701</i>	<i>414</i>	<i>1199</i>	<i>527</i>	<i>231</i>	<i>324</i>	<i>31</i>
<b>B048C:</b> . . . during the last 30 days?																
1. 0 occasions	96.9	97.4	97.3	97.3	99.8	96.9	95.6	97.7	97.4	97.6	96.3	98.9	98.8	95.5	88.2	85.5
2. 1-2	1.3	0.9	1.5	1.4	0.2	0.9	3.0	0.9	0.4	1.1	1.2	0.7	0.5	3.2	3.5	8.5
3. 3-5	0.7	1.0	0.3	0.6	-	0.4	0.3	0.8	1.4	0.6	0.7	0.3	-	0.5	3.3	1.3
4. 6-9	0.4	0.3	0.5	0.2	-	0.9	0.6	-	0.6	0.4	0.6	0.1	0.1	-	2.4	2.1
5. 10-19	0.3	0.3	0.1	0.1	-	0.5	0.5	0.1	-	0.1	0.6	-	0.1	-	1.8	-
6. 20-39	0.2	0.1	0.1	0.1	-	0.2	-	0.3	0.2	0.2	-	-	0.5	-	0.4	2.6
7. 40 or more	0.1	-	0.3	0.2	-	0.3	-	0.2	-	0.1	0.4	-	-	0.8	0.4	-
<i>Item 21300 Subject A01c</i>	<i>N 2350</i>	<i>1047</i>	<i>1175</i>	<i>1558</i>	<i>256</i>	<i>492</i>	<i>616</i>	<i>846</i>	<i>397</i>	<i>1698</i>	<i>414</i>	<i>1198</i>	<i>527</i>	<i>231</i>	<i>324</i>	<i>30</i>
The next questions are about AMPHETAMINES, which doctors have prescribed to help people lose weight or to give people more energy. Drugstores are not supposed to sell them without a prescription from a doctor.																
Amphetamines are sometimes called: uppers, ups, speed, bennies, dexies, pep pills, diet pills, meth or crystal meth. They include the following drugs: Benzedrine, Dexedrine, Methedrine, Ritalin, Preludin, Dexamyl, Methamphetamine.																
IN YOUR ANSWERS ABOUT AMPHETAMINES, DO NOT INCLUDE ANY NON-PRESCRIPTION OR OVER- THE-COUNTER DRUGS.																
<b>B049:</b> Have you ever taken amphetamines because a doctor told you to use them?																
1. No	93.1	93.1	94.2	93.2	98.5	94.6	92.7	93.0	91.9	94.2	91.5	96.9	94.6	90.1	79.6	73.5
2. Yes, but I had already tried them on my own	1.7	1.5	1.4	1.3	0.4	0.9	2.7	1.1	2.2	1.1	3.7	*	-	3.7	8.4	9.6
3. Yes, and it was the first time I took any	5.3	5.4	4.4	5.5	1.1	4.4	4.6	5.9	6.0	4.7	4.7	3.0	5.4	6.2	12.0	16.9
<i>Item 2790 Subject A01j</i>	<i>N 2343</i>	<i>1053</i>	<i>1177</i>	<i>1562</i>	<i>255</i>	<i>487</i>	<i>615</i>	<i>840</i>	<i>402</i>	<i>1709</i>	<i>412</i>	<i>1195</i>	<i>525</i>	<i>228</i>	<i>324</i>	<i>30</i>
<b>B050:</b> On how many occasions (if any) have you taken amphetamines on your own—that is, without a doctor telling you to take them . . .																
<b>B050A:</b> . . . in your lifetime?																
1. 0 occasions	88.4	91.6	88.0	88.1	97.9	87.1	90.7	87.4	88.7	90.7	86.2	100.0	100.0	68.9	43.4	41.3
2. 1-2	4.8	3.6	5.5	5.5	1.4	6.4	4.4	5.7	1.6	4.5	4.6	-	-	31.1	11.6	15.7
3. 3-5	2.1	1.6	1.9	2.0	0.2	2.3	1.0	2.2	3.4	1.4	3.0	-	-	-	14.5	8.0
4. 6-9	1.7	1.3	1.5	1.7	0.5	1.2	1.7	2.4	0.8	1.1	3.2	-	-	-	11.9	5.4
5. 10-19	0.9	0.5	0.9	1.0	-	1.5	0.8	0.4	1.4	0.6	0.9	-	-	-	5.6	7.7
6. 20-39	0.7	0.3	0.8	0.7	-	0.8	0.4	0.8	0.9	0.5	0.6	-	-	-	4.6	6.3
7. 40 or more	1.4	1.0	1.4	0.9	-	0.7	1.0	1.1	3.2	1.0	1.4	-	-	-	8.5	15.6
<i>Item 980 Subject A01a</i>	<i>N 2324</i>	<i>1048</i>	<i>1161</i>	<i>1545</i>	<i>255</i>	<i>485</i>	<i>611</i>	<i>832</i>	<i>396</i>	<i>1691</i>	<i>408</i>	<i>1191</i>	<i>520</i>	<i>225</i>	<i>319</i>	<i>31</i>

\* = less than .05 percent.



# DESCRIPTIVE RESULTS: 1996

61

QUESTIONNAIRE FORM 1 1996	TOTAL	SEX		RACE		REGION				COLLEGE PLANS?		ILLICIT DRUG USE: LIFETIME				
		M	F	White	Black	NE	NC	S	W	Yes	No	None	Mari- juana Only	Few Pills	More Pills	Any Her- oin
<i>N (Weighted No. of Cases):</i> <i>% of Weighted Total:</i>	2466 100.0	1084 43.9	1197 48.5	1587 64.3	269 10.9	518 21.0	643 26.1	893 36.2	412 16.7	1737 70.4	425 17.2	1226 49.7	540 21.9	236 9.6	335 13.6	32 1.3
<b>B050B:</b> . . . during the last 12 months?																
1. 0 occasions	93.0	95.1	93.3	93.3	99.5	92.0	95.1	92.3	92.2	94.7	91.6	100.0	100.0	88.6	60.8	57.0
2. 1-2	3.1	2.2	3.3	3.3	0.3	4.1	2.4	3.4	2.5	2.5	4.2	-	-	11.4	13.1	17.1
3. 3-5	1.3	1.0	1.1	1.3	0.2	1.0	0.3	1.6	2.7	1.0	0.9	-	-	-	9.4	2.0
4. 6-9	0.8	0.4	0.5	0.5	-	0.7	0.9	0.9	0.3	0.5	1.1	-	-	-	5.4	2.1
5. 10-19	0.8	0.7	0.6	0.6	-	1.7	0.4	0.3	1.2	0.5	0.9	-	-	-	4.3	14.0
6. 20-39	0.8	0.2	1.2	0.8	-	-	0.5	1.3	1.2	0.7	0.3	-	-	-	5.4	4.8
7. 40 or more	0.3	0.4	0.1	0.2	-	0.5	0.5	0.1	-	0.1	0.9	-	-	-	1.8	2.9
<i>Item 990 Subject A01b</i>	<i>N</i> 2325	1049	1161	1545	255	486	611	831	396	1694	409	1191	521	225	319	30
<b>B050C:</b> . . . during the last 30 days?																
1. 0 occasions	96.8	97.5	97.6	97.4	99.8	97.2	97.7	96.2	95.9	97.8	96.6	100.0	100.0	97.3	81.0	71.2
2. 1-2	1.6	1.4	1.2	1.5	0.2	1.6	0.7	2.2	2.1	1.1	1.7	-	-	2.7	8.4	17.7
3. 3-5	0.4	0.3	0.1	0.3	-	0.8	0.2	0.3	0.7	0.3	0.4	-	-	-	3.1	2.1
4. 6-9	0.4	0.4	0.4	0.2	-	0.2	0.5	0.4	0.7	0.5	0.4	-	-	-	2.6	6.8
5. 10-19	0.6	0.2	0.6	0.5	-	0.2	0.5	0.8	0.6	0.3	0.3	-	-	-	4.0	2.2
6. 20-39	0.1	0.2	-	-	-	-	0.4	-	-	-	0.6	-	-	-	0.8	-
7. 40 or more	*	-	*	*	-	-	0.1	-	-	*	-	-	-	-	0.2	-
<i>Item 1000 Subject A01c</i>	<i>N</i> 2323	1048	1161	1545	255	486	611	831	395	1694	408	1191	521	225	318	30
IF YOU HAVE NOT TAKEN AMPHETAMINES IN THE LAST TWELVE MONTHS, GO TO Q.B059.																
THE FOLLOWING QUESTIONS REFER ONLY TO TAKING AMPHETAMINES WITHOUT A DOCTOR'S ORDERS. IF YOU HAVE NOT DONE THIS IN THE LAST TWELVE MONTHS, GO TO Q.B059.																
<b>B051:</b> When you used amphetamines during the last year, how often did you use them in each of the following situations?																
<b>B051A:</b> When you were alone																
1. Not at all	44.3	55.1	42.8	48.5	-	52.3	50.9	47.0	25.2	43.2	64.7	-	-	77.9	39.4	24.6
2. A few of the times	20.2	26.5	11.1	16.8	-	18.8	11.2	17.0	34.8	19.5	13.3	-	-	8.3	20.6	43.5
3. Some of the times	10.9	7.8	15.1	12.3	-	13.5	6.0	14.1	6.0	11.7	4.4	-	-	5.6	11.4	17.6
4. Most of the times	9.7	7.4	11.8	8.9	-	3.7	15.0	3.6	23.9	13.2	6.1	-	-	2.7	11.4	6.2
5. Every time	14.8	3.2	19.2	13.4	100.0	11.7	16.9	18.3	10.0	12.4	11.6	-	-	5.6	17.2	8.1
<i>Item 2800 Subject A05a</i>	<i>N†</i> 145	48	70	94	1	34	24	57	31	85	27	-	-	20	114	10
<b>B051B:</b> With just 1 or 2 other people																
1. Not at all	31.1	14.3	41.0	31.4	100.0	38.0	13.3	39.4	21.7	36.4	14.1	-	-	49.1	27.8	25.1
2. A few of the times	32.1	48.8	21.5	35.2	-	33.3	37.6	31.3	28.3	25.3	55.9	-	-	27.0	34.2	21.6
3. Some of the times	17.9	21.7	16.9	17.6	-	4.6	10.6	20.6	33.2	21.4	9.6	-	-	5.3	18.7	37.7
4. Most of the times	9.4	1.7	10.9	6.8	-	9.5	8.0	7.1	14.7	7.5	2.2	-	-	-	11.5	6.2
5. Every time	9.4	13.5	9.7	9.0	-	14.6	30.4	1.6	2.1	9.3	18.1	-	-	18.5	7.8	9.4
<i>Item 2810 Subject A05b</i>	<i>N†</i> 145	48	69	93	1	34	24	57	31	85	26	-	-	20	114	10
<b>B051C:</b> At a party																
1. Not at all	60.4	56.3	70.4	63.6	100.0	60.3	62.7	66.6	47.4	65.5	61.6	-	-	77.4	56.5	67.8
2. A few of the times	18.7	34.6	6.9	19.7	-	17.2	15.7	17.0	26.0	17.1	19.8	-	-	4.6	21.7	15.3
3. Some of the times	5.5	2.7	5.3	4.0	-	6.4	2.1	6.2	5.8	3.0	7.2	-	-	-	7.0	-
4. Most of the times	7.5	3.1	9.1	4.3	-	1.7	10.0	4.9	16.8	7.2	4.7	-	-	-	9.5	-
5. Every time	7.8	3.3	8.3	8.5	-	14.5	9.5	5.3	4.0	7.2	6.7	-	-	18.0	5.3	16.9
<i>Item 2820 Subject A05c</i>	<i>N†</i> 145	48	69	93	1	34	24	57	31	85	26	-	-	20	114	10
<b>B051D:</b> When your date or spouse was present																
1. Not at all	61.9	56.7	62.4	63.7	100.0	67.9	59.5	62.1	57.0	61.2	58.2	-	-	79.4	59.0	56.1
2. A few of the times	17.7	31.8	12.5	17.8	-	18.7	10.9	17.5	22.2	18.5	19.0	-	-	3.8	18.6	37.7
3. Some of the times	5.4	1.2	8.3	7.0	-	1.7	4.1	11.2	-	8.6	-	-	-	-	6.8	-
4. Most of the times	6.4	2.0	7.8	4.7	-	-	8.0	3.8	16.8	5.8	2.4	-	-	-	7.6	6.2
5. Every time	8.6	8.2	9.0	6.8	-	11.7	17.5	5.4	4.0	5.9	20.4	-	-	16.8	7.9	-
<i>Item 2830 Subject A05b</i>	<i>N†</i> 143	46	69	91	1	34	24	55	31	85	24	-	-	20	112	10

\*=less than .05 percent. †=excludes respondents for whom question was inappropriate.



## MONITORING THE FUTURE

QUESTIONNAIRE FORM 1 1996	TOTAL	SEX		RACE		REGION				COLLEGE PLANS?		ILLICIT DRUG USE: LIFETIME				
		M	F	White	Black	NE	NC	S	W	Yes	No	None	Mari- juana Only	Few Pills	More Pills	Any Her- oin
<i>N (Weighted No. of Cases):</i>	2466	1084	1197	1587	269	518	643	893	412	1737	425	1226	540	236	335	32
<i>% of Weighted Total:</i>	100.0	43.9	48.5	64.3	10.9	21.0	26.1	36.2	16.7	70.4	17.2	49.7	21.9	9.6	13.6	1.3
<b>B051E:</b> When people over age 30 were present																
1. Not at all	65.8	55.2	72.8	69.7	100.0	75.6	71.9	64.0	53.7	67.5	61.6	-	-	96.2	62.2	41.5
2. A few of the times	10.3	11.6	5.3	7.4	-	7.5	5.1	7.9	21.8	8.2	7.4	-	-	3.8	10.3	25.4
3. Some of the times	8.7	8.2	9.1	11.0	-	12.2	4.1	13.3	-	10.1	5.1	-	-	-	11.0	-
4. Most of the times	9.5	15.6	8.4	8.6	-	-	8.0	9.7	20.5	12.9	2.4	-	-	-	9.2	33.1
5. Every time	5.8	9.4	4.4	3.3	-	4.8	10.9	5.1	4.0	1.3	23.5	-	-	-	7.3	-
<i>Item 2840 Subject A05b</i>	<i>N†</i>	143	46	69	91	34	24	55	31	85	24	-	-	20	112	10
<b>B051F:</b> During the daytime (before 4:00 p.m.)																
1. Not at all	32.9	30.2	30.3	32.9	-	35.1	43.3	33.5	21.4	28.1	41.8	-	-	49.5	30.2	24.6
2. A few of the times	25.4	37.6	19.7	26.9	-	25.3	16.3	27.2	29.1	25.1	24.6	-	-	32.5	24.1	27.0
3. Some of the times	14.0	8.8	20.6	16.3	-	14.1	7.4	19.3	9.7	15.3	9.1	-	-	8.3	15.4	10.9
4. Most of the times	13.9	18.0	7.2	12.1	100.0	14.9	18.0	7.1	21.7	11.3	19.8	-	-	-	15.1	29.4
5. Every time	13.8	5.5	22.2	11.8	-	10.6	15.0	12.9	18.1	20.2	4.8	-	-	9.7	15.1	8.1
<i>Item 2850 Subject A05c</i>	<i>N†</i>	143	46	69	91	34	24	55	31	85	24	-	-	20	112	10
<b>B051G:</b> At your home (or apartment or dorm)																
1. Not at all	37.8	42.3	35.4	41.3	-	46.6	28.3	38.9	33.2	37.4	41.5	-	-	75.6	31.0	32.7
2. A few of the times	14.7	28.0	5.6	14.4	-	9.3	18.7	18.2	11.1	13.5	18.9	-	-	8.3	16.1	12.5
3. Some of the times	15.7	3.7	18.0	14.4	-	9.7	10.0	24.6	10.6	12.5	2.2	-	-	2.7	18.5	10.9
4. Most of the times	14.1	7.6	19.3	15.6	-	25.1	24.6	5.6	9.2	15.0	21.7	-	-	-	17.1	10.2
5. Every time	17.8	18.3	21.7	14.2	100.0	9.2	18.3	12.8	35.8	21.6	15.6	-	-	13.4	17.3	33.6
<i>Item 2860 Subject A05c</i>	<i>N†</i>	143	46	69	91	34	24	55	31	85	24	-	-	20	112	10
<b>B051H:</b> At school																
1. Not at all	49.2	43.0	49.9	50.6	-	58.1	40.5	49.4	45.9	42.2	66.2	-	-	58.7	47.5	43.6
2. A few of the times	20.6	29.0	14.6	20.5	-	10.5	14.7	24.1	29.7	26.6	4.6	-	-	34.7	19.3	6.7
3. Some of the times	13.6	11.6	17.3	15.2	100.0	6.4	17.8	16.8	12.6	14.5	4.8	-	-	-	14.7	31.0
4. Most of the times	7.0	6.7	6.0	8.6	-	19.5	5.1	2.2	3.4	5.2	13.8	-	-	-	7.3	18.7
5. Every time	9.6	9.7	12.2	5.1	-	5.6	21.9	7.6	8.4	11.5	10.6	-	-	6.6	11.1	-
<i>Item 2880 Subject A05c</i>	<i>N†</i>	143	46	69	91	34	24	55	31	85	24	-	-	20	112	10
<b>B051I:</b> In a car																
1. Not at all	59.2	53.4	62.3	61.8	100.0	71.6	50.2	57.8	55.2	64.7	48.7	-	-	85.4	55.3	47.0
2. A few of the times	19.4	27.3	14.0	18.1	-	13.9	20.4	19.8	23.9	14.9	28.9	-	-	7.1	22.1	15.3
3. Some of the times	11.0	10.2	16.0	13.1	-	9.0	-	15.0	14.5	15.7	9.9	-	-	-	11.7	27.0
4. Most of the times	5.6	3.4	2.9	3.9	-	4.1	6.6	5.8	6.4	2.8	-	-	-	-	6.3	10.8
5. Every time	4.7	5.6	4.7	3.1	-	1.4	22.8	1.6	-	1.8	12.5	-	-	7.6	4.6	-
<i>Item 2890 Subject A05c</i>	<i>N†</i>	143	46	69	91	34	24	55	31	85	24	-	-	20	112	10
<b>B052:</b> How many of the times when you used amphetamines during the last year did you use them along with each of the following drugs—that is, so that their effects overlapped?																
<b>B052A:</b> With alcohol																
1. Not at all	55.9	43.9	62.1	56.5	100.0	48.7	56.4	59.3	57.4	58.5	38.1	-	-	86.0	51.7	37.6
2. A few of the times	15.4	18.3	15.5	20.7	-	20.7	19.5	15.2	6.8	14.5	27.6	-	-	7.1	17.6	9.1
3. Some of the times	12.6	17.9	13.5	13.3	-	18.2	-	11.9	17.5	15.6	14.5	-	-	-	16.1	-
4. Most of the times	5.7	9.6	4.7	4.9	-	1.0	5.3	4.1	14.2	6.2	-	-	-	-	5.0	27.0
5. Every time	10.3	10.3	4.3	4.5	-	11.4	18.8	9.5	4.0	5.2	19.7	-	-	7.0	9.6	26.3
<i>Item 2900 Subject A01h</i>	<i>N†</i>	143	46	69	91	34	24	55	31	85	24	-	-	20	112	10
<b>B052B:</b> With marijuana																
1. Not at all	52.6	30.4	69.4	59.6	100.0	54.2	48.7	56.9	46.2	63.2	23.3	-	-	82.0	50.0	17.1
2. A few of the times	13.7	17.9	9.6	15.1	-	12.0	16.0	18.1	5.9	9.8	26.6	-	-	7.1	14.3	21.6
3. Some of the times	13.7	21.1	12.4	12.8	-	14.3	9.4	10.0	23.2	14.8	14.8	-	-	-	17.5	-
4. Most of the times	9.3	14.4	3.9	5.8	-	6.2	5.9	9.0	16.0	7.7	6.6	-	-	-	8.8	36.3
5. Every time	10.7	16.3	4.7	6.7	-	13.4	20.1	6.1	8.6	4.5	28.6	-	-	11.0	9.4	25.0
<i>Item 2910 Subject A01h</i>	<i>N†</i>	143	46	69	91	34	24	55	31	85	24	-	-	20	112	10

†=excludes respondents for whom question was inappropriate.



QUESTIONNAIRE FORM 1 1996	TOTAL	SEX		RACE		REGION				COLLEGE PLANS?		ILLICIT DRUG USE: LIFETIME					
		M	F	White	Black	NE	NC	S	W	Yes	No	None	Mari- juana Only	Few Pills	More Pills	Any Her- oin	
<i>N (Weighted No. of Cases):</i>	2466	1084	1197	1587	269	518	643	893	412	1737	425	1226	540	236	335	32	
<i>% of Weighted Total:</i>	100.0	43.9	48.5	64.3	10.9	21.0	26.1	36.2	16.7	70.4	17.2	49.7	21.9	9.6	13.6	1.3	
<b>B052C:</b> With LSD																	
1. Not at all	84.1	71.8	93.7	86.8	100.0	87.5	92.1	82.8	76.7	85.3	73.8	-	-	95.6	85.0	48.1	
2. A few of the times	7.5	13.3	3.4	4.2	-	3.3	7.9	4.7	16.8	7.6	12.0	-	-	4.4	6.4	27.0	
3. Some of the times	4.2	11.4	1.1	5.7	-	3.6	-	7.3	2.5	5.7	4.9	-	-	-	4.7	8.1	
4. Most of the times	1.2	-	1.2	0.9	-	-	-	3.1	-	0.9	-	-	-	-	1.5	-	
5. Every time	3.0	3.5	0.7	2.4	-	5.7	-	2.1	4.0	0.5	9.3	-	-	-	2.4	16.9	
<i>Item 2920 Subject A01h</i>	<i>N†</i>	142	45	69	90	1	33	24	55	31	85	24	-	-	20	111	10
<b>B052D:</b> With psychedelics other than LSD																	
1. Not at all	87.8	73.8	100.0	89.8	100.0	92.2	95.9	82.9	85.3	88.3	84.7	-	-	100.0	87.6	62.8	
2. A few of the times	6.9	13.9	-	4.0	-	3.6	4.1	5.9	14.7	6.4	10.4	-	-	-	6.0	33.1	
3. Some of the times	2.8	8.9	-	4.5	-	-	-	7.4	-	4.8	-	-	-	-	3.6	-	
4. Most of the times	-	-	-	-	-	-	-	-	-	-	-	-	-	-	-	-	
5. Every time	2.4	3.5	-	1.7	-	4.2	-	3.8	-	0.5	4.9	-	-	-	2.8	4.1	
<i>Item 2930 Subject A01h</i>	<i>N†</i>	141	45	68	90	1	33	24	54	31	84	24	-	-	20	111	10
<b>B053:</b> What have been the most important reasons for your taking amphetamines without a doctor's orders? (Mark all that apply.)																	
A. To experiment—to see what it's like	45.1	37.2	46.6	49.2	-	56.5	43.8	42.2	38.4	41.7	48.5	-	-	61.0	41.8	47.0	
B. To relax or relieve tension	32.1	18.5	42.4	33.3	-	30.7	23.3	38.4	29.8	41.8	7.2	-	-	39.2	30.8	31.0	
C. To feel good or get high	48.4	54.6	39.2	48.4	-	44.7	32.1	51.7	60.4	49.5	37.6	-	-	45.2	47.3	66.2	
D. To seek deeper insights and understanding	10.0	9.6	6.8	7.7	-	14.5	15.0	5.3	9.0	7.3	18.1	-	-	5.6	10.7	12.0	
E. To have a good time with my friends	32.1	26.5	34.9	32.3	-	44.5	19.9	25.5	39.7	36.9	25.5	-	-	28.4	31.5	46.0	
F. To fit in with a group I like	6.3	4.1	6.4	8.6	-	10.1	-	3.6	12.0	7.0	2.5	-	-	7.3	5.6	12.0	
G. To get away from my problems or troubles	13.0	3.8	20.3	13.1	-	15.4	8.6	11.0	17.5	13.5	19.2	-	-	23.7	10.0	22.2	
H. Because of boredom, nothing else to do	14.8	7.9	13.1	13.3	-	25.6	11.6	11.8	10.5	12.8	12.0	-	-	14.5	13.4	29.5	
I. Because of anger or frustration	14.9	8.0	22.2	18.3	-	16.1	-	24.8	8.9	17.9	17.2	-	-	25.5	12.1	22.2	
J. To get through the day	27.3	17.5	33.8	25.0	-	23.3	24.6	26.6	35.5	28.7	24.4	-	-	9.4	27.7	59.1	
K. To increase the effects of some other drug(s)	14.0	18.0	8.0	12.6	-	20.7	7.9	12.9	13.3	14.0	19.2	-	-	-	13.6	46.0	
L. To decrease (offset) the effects of some other drug(s)	1.2	2.4	-	0.7	-	1.6	-	-	4.0	-	2.5	-	-	-	1.0	5.8	
M. To stay awake	42.8	34.7	48.8	41.4	-	56.5	38.6	28.8	54.9	40.3	33.1	-	-	26.8	43.5	67.7	
N. To get more energy	58.7	42.7	70.1	60.5	-	65.0	58.2	56.6	55.7	62.5	34.6	-	-	67.4	56.9	59.1	
O. To help me lose weight	27.8	8.4	45.9	28.8	100.0	15.8	23.1	28.1	44.8	30.7	28.2	-	-	18.5	30.8	16.0	
P. Because I am "hooked"—I feel I have to have them	8.2	4.6	11.5	7.3	-	6.4	5.1	4.0	20.2	8.2	12.4	-	-	-	8.3	23.4	
<i>Item 2940-3090 Subject A06a</i>	<i>N†</i>	134	46	67	89	1	32	24	50	29	84	24	-	-	20	104	10
<b>B054:</b> When you take amphetamines, how high do you usually get?																	
1. Not at all high	8.9	10.9	8.1	9.5	-	8.9	6.1	9.2	10.4	9.1	8.7	-	-	13.9	8.2	6.5	
2. A little high	25.6	51.4	12.1	29.8	-	25.0	33.0	23.6	23.8	21.8	40.2	-	-	13.4	26.5	42.7	
3. Moderately high	18.5	13.2	20.6	21.5	-	22.1	6.8	22.9	15.7	20.0	17.6	-	-	29.0	17.6	8.5	
4. Very high	16.5	9.3	16.0	6.6	-	15.5	22.2	7.4	28.6	14.6	12.3	-	-	3.2	17.3	32.1	
5. I don't take them to get high	30.6	15.2	43.2	32.6	100.0	28.5	31.9	36.9	21.4	34.4	21.1	-	-	40.6	30.3	10.2	
<i>Item 3100 Subject A01e</i>	<i>N†</i>	137	44	69	92	1	34	23	50	30	84	24	-	-	20	106	10
<b>B055:</b> When you take amphetamines, how long do you usually stay high?																	
1. Usually don't get high	32.1	26.8	43.6	35.8	100.0	38.5	31.1	33.6	22.7	37.4	27.9	-	-	50.6	30.2	16.7	
2. One to two hours	25.3	32.4	19.4	28.2	-	27.3	37.0	22.2	19.2	19.5	41.0	-	-	9.0	28.9	17.5	
3. Three to six hours	27.4	25.6	25.9	26.0	-	17.7	25.0	34.2	28.7	30.1	17.1	-	-	20.9	26.0	55.8	
4. Seven to 24 hours	11.7	12.3	8.5	9.4	-	14.9	6.8	6.9	20.7	12.3	5.7	-	-	19.5	10.4	10.1	
5. More than 24 hours	3.4	2.8	2.6	0.6	-	1.6	-	3.2	8.7	0.6	8.3	-	-	-	4.4	-	
<i>Item 3110 Subject A01f</i>	<i>N†</i>	135	46	69	92	1	34	23	51	28	85	24	-	-	20	105	10

†=excludes respondents for whom question was inappropriate.



QUESTIONNAIRE FORM 1 1996	TOTAL	SEX		RACE		REGION				COLLEGE PLANS?		ILLCIT DRUG USE: LIFETIME				
		M	F	White	Black	NE	NC	S	W	Yes	No	None	Mari- juana Only	Few Pills	More Pills	Any Her- oin
<i>N (Weighted No. of Cases):</i>	2466	1084	1197	1587	269	518	643	893	412	1737	425	1226	540	236	335	32
<i>% of Weighted Total:</i>	100.0	43.9	48.5	64.3	10.9	21.0	26.1	36.2	16.7	70.4	17.2	49.7	21.9	9.6	13.6	1.3
<b>B056:</b> What amphetamines have you taken during the last year without a doctor's orders? (Mark all that apply.)																
A. Benzedrine	5.8	11.5	1.5	3.7	-	2.8	10.7	4.7	6.9	0.9	19.2	-	-	-	5.3	23.1
B. Dexedrine	5.2	9.4	2.4	5.7	-	1.2	5.0	3.5	13.2	5.2	3.3	-	-	-	4.6	22.7
C. Methedrine	5.6	4.0	4.4	3.8	-	11.5	6.4	-	7.7	5.0	2.8	-	-	-	6.1	12.1
D. Ritalin (Methylphenidate)	21.0	20.9	24.1	22.0	-	26.2	31.5	13.9	17.8	24.4	16.6	-	-	26.5	17.1	49.7
E. Preludin	8.2	7.9	5.8	8.4	-	3.2	6.4	9.5	13.4	9.0	-	-	-	-	9.6	10.8
F. Dexamyl	7.7	17.0	2.7	7.3	-	3.2	15.7	4.8	10.9	6.4	16.6	-	-	-	9.6	4.1
G. Methamphetamine	12.4	16.8	9.0	7.5	-	7.1	8.7	10.0	26.2	9.9	16.8	-	-	4.3	11.3	40.4
H. Crystal meth	27.3	45.2	11.4	13.8	-	14.8	27.2	22.6	50.7	16.7	52.7	-	-	10.3	28.0	56.2
I. Other	40.7	41.2	39.1	39.3	-	39.0	34.6	42.8	44.7	38.7	39.0	-	-	41.3	40.9	37.7
J. Don't know the names of some amphetamines I have used	39.8	34.6	45.8	42.0	100.0	39.4	31.4	46.2	36.7	40.3	39.7	-	-	35.3	39.4	54.6
<i>Item 3120-3200 Subject A01I</i> <i>N†</i>	129	41	68	86	1	32	24	47	26	80	23	-	-	20	100	10
<b>B057:</b> What methods have you used for taking amphetamines during the last year? (Mark all that apply.)																
A. By mouth	84.2	74.1	91.7	90.8	100.0	96.4	71.2	93.9	62.6	88.0	68.4	-	-	92.3	83.7	73.5
B. Smoking	21.2	39.9	8.5	12.4	-	8.8	30.2	14.3	41.2	14.0	47.6	-	-	10.0	19.8	59.3
C. Injection	4.6	8.4	2.4	1.3	-	-	15.3	2.3	5.2	2.0	16.6	-	-	-	3.6	24.1
D. Other	20.8	19.4	13.6	9.9	-	13.1	5.3	15.4	53.0	16.9	16.8	-	-	3.2	21.4	51.6
<i>Item 3210-3230 Subject A05d</i> <i>N†</i>	133	45	69	90	1	32	23	51	27	84	23	-	-	20	104	10
<b>B058:</b> Have you ever tried to stop using amphetamines and found that you couldn't stop?																
1. Yes	10.6	9.4	14.1	8.3	-	3.1	13.5	11.8	14.5	10.1	23.0	-	-	-	13.5	-
2. No	89.4	90.6	85.9	91.7	100.0	96.9	86.5	88.2	85.5	89.9	77.0	-	-	100.0	86.5	100.0
<i>Item 3240 Subject A01i</i> <i>N†</i>	138	46	69	92	1	33	23	51	31	85	24	-	-	20	108	10
<b>B059:</b> Do you think you will be using amphetamines without a doctor's orders five years from now?																
1. I definitely will	1.2	1.4	0.6	0.4	2.1	1.0	0.9	1.4	1.3	0.9	2.2	0.3	0.9	0.2	3.6	11.9
2. I probably will	3.1	2.1	3.8	2.4	2.9	3.2	1.8	3.2	4.5	2.3	4.6	0.7	1.7	7.5	10.2	10.7
3. I probably will not	17.9	15.1	19.8	17.0	10.6	23.5	18.6	15.5	15.1	17.2	19.5	13.3	15.5	24.8	34.4	27.2
4. I definitely will not	77.9	81.4	75.8	80.3	84.4	72.3	78.6	79.9	79.1	79.6	73.7	85.7	81.9	67.5	51.7	50.1
<i>Item 3250 Subject A04a</i> <i>N</i>	2296	1029	1173	1534	256	474	605	814	402	1689	404	1190	507	218	309	29
The next questions are about QUAALUDES (Methaqualone).																
Quaaludes are sometimes called: soapers, quads, ludes.																
<b>B060:</b> On how many occasions (if any) have you taken quaaludes on your own—that is, without a doctor telling you to take them . . .																
<b>B060A:</b> . . . in your lifetime?																
1. 0 occasions	98.0	97.7	98.9	98.3	99.5	98.6	98.1	97.4	98.4	98.8	97.4	100.0	100.0	97.0	90.3	73.1
2. 1-2	1.1	1.0	0.8	0.7	0.5	1.4	1.6	0.7	0.7	0.7	1.6	-	-	3.0	4.4	14.2
3. 3-5	0.4	0.7	0.1	0.4	-	-	0.4	0.6	0.5	0.2	0.7	-	-	-	2.7	2.9
4. 6-9	0.1	0.1	0.1	0.2	-	-	-	0.4	-	0.1	-	-	-	-	0.5	5.2
5. 10-19	0.1	0.1	-	0.1	-	-	-	0.2	0.2	-	0.3	-	-	-	0.6	2.1
6. 20-39	-	-	-	-	-	-	-	-	-	-	-	-	-	-	-	-
7. 40 or more	0.2	0.4	0.1	0.3	-	-	-	0.6	0.2	0.3	-	-	-	-	1.6	2.5
<i>Item 1010 Subject A01a</i> <i>N</i>	2309	1046	1169	1556	251	483	612	818	396	1699	407	1187	513	224	315	30
<b>B060B:</b> . . . during the last 12 months?																
1. 0 occasions	98.9	98.7	99.4	99.1	99.5	99.7	99.1	98.1	99.1	99.2	98.9	100.0	100.0	97.7	94.4	88.5
2. 1-2	0.7	0.6	0.5	0.5	0.5	0.3	0.9	0.7	0.7	0.5	0.7	-	-	2.3	2.7	6.5
3. 3-5	0.2	0.2	*	0.1	-	-	-	0.4	-	0.1	0.2	-	-	-	0.9	2.9
4. 6-9	0.1	0.1	-	0.1	-	-	-	0.1	0.2	-	0.3	-	-	-	0.4	2.1
5. 10-19	-	-	-	-	-	-	-	-	-	-	-	-	-	-	-	-
6. 20-39	0.2	0.4	-	0.3	-	-	-	0.6	-	0.2	-	-	-	-	1.6	-
7. 40 or more	-	-	-	-	-	-	-	-	-	-	-	-	-	-	-	-
<i>Item 1020 Subject A01b</i> <i>N</i>	2310	1046	1169	1557	251	483	612	818	396	1699	407	1187	513	224	315	30

\* = less than .05 percent. † = excludes respondents for whom question was inappropriate.



DESCRIPTIVE RESULTS: 1996

65

QUESTIONNAIRE FORM 1 1996	TOTAL	SEX		RACE		REGION				COLLEGE PLANS?		ILLICIT DRUG USE: LIFETIME				
		M	F	White	Black	NE	NC	S	W	Yes	No	None	Mari- juana Only	Few Pills	More Pills	Any Her- oin
<i>N (Weighted No. of Cases):</i> <i>% of Weighted Total:</i>	2466 100.0	1084 43.9	1197 48.5	1587 64.3	269 10.9	518 21.0	643 26.1	893 36.2	412 16.7	1737 70.4	425 17.2	1226 49.7	540 21.9	236 9.6	335 13.6	32 1.3
<b>B060C:</b> . . . during the last 30 days?																
1. 0 occasions	99.4	99.3	99.7	99.6	99.5	100.0	99.3	99.0	99.8	99.6	99.2	100.0	100.0	98.5	97.7	91.1
2. 1-2	0.3	0.2	0.3	*	0.5	-	0.7	0.2	0.2	0.2	0.5	-	-	1.5	0.4	6.1
3. 3-5	0.1	0.1	-	0.1	-	-	-	0.3	-	-	0.3	-	-	-	0.4	2.9
4. 6-9	-	-	-	-	-	-	-	-	-	-	-	-	-	-	-	-
5. 10-19	0.2	0.4	-	0.3	-	-	-	0.6	-	0.2	-	-	-	-	1.6	-
6. 20-39	-	-	-	-	-	-	-	-	-	-	-	-	-	-	-	-
7. 40 or more	-	-	-	-	-	-	-	-	-	-	-	-	-	-	-	-
<i>Item 1030 Subject A01c</i>	<i>N</i> 2309	1046	1169	1556	251	483	612	818	396	1699	407	1187	513	224	315	30
The next questions are about BARBITURATES, which doctors sometimes prescribe to help people relax or get to sleep. Drugstores are not supposed to sell them without a prescription.																
Barbiturates are sometimes called: downs, downers, goofballs, yellows, reds, blues, rainbows. They include the following drugs: Phenobarbital, Seconal, Tuinal, Nembutal, Luminal, Desbutal, Amytal.																
<b>B061:</b> Have you ever taken barbiturates because a doctor told you to use them?																
1. No	96.7	97.5	96.6	96.4	99.3	96.4	97.3	96.3	97.2	96.7	97.4	98.7	98.0	95.6	89.1	80.5
2. Yes, but I had already tried them on my own	0.8	0.8	0.4	0.5	-	0.4	0.5	0.9	1.3	0.7	0.2	*	-	1.0	4.2	6.0
3. Yes, and it was the first time I took any	2.5	1.7	3.0	3.1	0.7	3.1	2.2	2.9	1.4	2.6	2.4	1.2	2.0	3.3	6.7	13.5
<i>Item 3280 Subject A01j</i>	<i>N</i> 2297	1034	1171	1548	252	480	608	820	390	1689	401	1178	516	224	310	31
<b>B062:</b> On how many occasions (if any) have you taken barbiturates on your own— that is, without a doctor telling you to take them . . .																
<b>B062A:</b> . . . in your lifetime?																
1. 0 occasions	95.7	95.4	96.7	96.3	98.8	95.5	94.6	96.3	96.1	96.4	94.7	100.0	100.0	90.5	79.5	53.4
2. 1-2	1.9	1.9	1.8	1.7	0.5	2.5	2.8	0.9	2.0	1.4	3.1	-	-	9.5	5.7	14.9
3. 3-5	0.7	0.6	0.5	0.4	0.8	0.5	0.9	0.6	0.5	0.4	1.0	-	-	-	3.9	10.5
4. 6-9	0.6	0.7	0.7	0.6	-	0.3	1.0	0.9	-	0.9	-	-	-	-	4.5	3.3
5. 10-19	0.5	0.7	0.2	0.4	-	0.4	0.4	0.5	0.7	0.4	0.7	-	-	-	2.4	10.8
6. 20-39	0.1	0.1	0.1	-	-	-	-	0.1	0.3	*	0.2	-	-	-	0.6	-
7. 40 or more	0.6	0.6	0.2	0.5	-	0.8	0.3	0.8	0.4	0.5	0.3	-	-	-	3.5	7.1
<i>Item 1040 Subject A01a</i>	<i>N</i> 2313	1045	1171	1555	256	481	614	825	393	1695	409	1188	520	224	313	32
<b>B062B:</b> . . . during the last 12 months?																
1. 0 occasions	97.2	97.1	97.8	97.4	99.2	97.4	97.2	97.0	97.5	97.4	97.4	100.0	100.0	95.7	86.2	65.1
2. 1-2	1.4	1.1	1.5	1.4	0.5	1.6	1.3	1.3	1.2	1.2	1.5	-	-	4.3	5.4	14.7
3. 3-5	0.6	1.1	0.1	0.7	0.3	0.5	0.9	0.4	0.7	0.7	0.6	-	-	-	3.4	10.4
4. 6-9	0.3	0.1	0.4	0.2	-	0.1	0.4	0.2	0.4	0.3	0.2	-	-	-	1.8	2.0
5. 10-19	0.2	*	0.1	-	-	-	0.3	0.2	0.4	0.1	-	-	-	-	0.9	6.6
6. 20-39	0.2	0.4	-	0.3	-	-	-	0.6	-	0.2	-	-	-	-	1.6	-
7. 40 or more	0.1	0.1	0.1	0.2	-	0.3	-	0.1	-	0.1	0.3	-	-	-	0.7	1.2
<i>Item 1050 Subject A01b</i>	<i>N</i> 2313	1045	1171	1555	256	481	614	825	393	1695	409	1188	520	224	313	32
<b>B062C:</b> . . . during the last 30 days?																
1. 0 occasions	98.7	98.7	99.1	99.1	99.2	99.1	98.2	98.7	99.1	98.8	98.8	100.0	100.0	97.6	94.2	81.6
2. 1-2	0.7	0.7	0.6	0.5	0.5	0.7	1.4	0.3	0.7	0.6	0.8	-	-	2.4	2.8	8.3
3. 3-5	0.1	*	0.1	*	0.3	0.1	-	0.1	0.2	0.1	0.2	-	-	-	0.2	4.7
4. 6-9	0.1	-	0.2	-	-	-	0.4	-	-	0.2	-	-	-	-	0.8	-
5. 10-19	0.3	0.4	-	0.3	-	-	-	0.8	-	0.3	-	-	-	-	1.6	4.2
6. 20-39	*	*	-	*	-	0.1	-	-	-	*	-	-	-	-	-	1.2
7. 40 or more	0.1	0.1	-	0.1	-	-	-	0.1	-	-	0.3	-	-	-	0.4	-
<i>Item 1060 Subject A01c</i>	<i>N</i> 2314	1045	1171	1556	256	482	614	825	393	1695	409	1188	520	224	313	32

\*=less than .05 percent.



## MONITORING THE FUTURE

QUESTIONNAIRE FORM 1 1996	TOTAL	SEX		RACE		REGION				COLLEGE PLANS?		ILLICIT DRUG USE: LIFETIME				
		M	F	White	Black	NE	NC	S	W	Yes	No	None	Mari- juana Only	Few Pills	More Pills	Any Her- oin
<i>N (Weighted No. of Cases):</i>	2466	1084	1197	1587	269	518	643	893	412	1737	425	1226	540	236	335	32
<i>% of Weighted Total:</i>	100.0	43.9	48.5	64.3	10.9	21.0	26.1	36.2	16.7	70.4	17.2	49.7	21.9	9.6	13.6	1.3
<b>B063:</b> Do you think you will be using barbiturates without a doctor's prescription five years from now?																
1. I definitely will	1.0	1.4	0.5	0.8	2.2	0.7	0.5	1.8	0.4	0.8	2.0	0.3	1.4	0.1	3.7	3.6
2. I probably will	1.3	1.1	1.4	0.9	1.8	0.9	1.3	1.7	1.2	1.1	1.6	0.4	0.3	2.8	4.8	10.6
3. I probably will not	14.2	12.5	15.2	13.7	7.0	17.9	15.3	12.1	12.6	13.3	16.0	9.6	13.4	23.3	27.0	27.4
4. I definitely will not	83.4	85.0	82.9	84.7	89.0	80.6	82.9	84.4	85.8	84.7	80.4	89.6	84.9	73.8	64.5	58.4
<i>Item 3720 Subject A04a</i>	<i>N</i> 2298	1038	1171	1545	253	477	609	817	395	1690	407	1190	517	221	304	31
The next questions are about TRANQUILIZERS, which doctors sometimes prescribe to calm people down, quiet their nerves, or relax their muscles.																
They include the following drugs: Librium, Valium, Miltown, Equanil, Meproamate, Serax, Atarax, Tranxene, Vistaril.																
<b>B064:</b> Have you ever taken tranquilizers because a doctor told you to use them?																
1. No	93.8	93.6	94.3	92.9	98.0	93.3	94.3	94.5	92.3	93.8	95.1	96.7	95.8	88.9	83.5	82.1
2. Yes, but I had already tried them on my own	0.9	1.3	0.6	1.1	-	0.9	1.3	0.4	1.1	0.9	1.2	-	-	2.3	4.9	-
3. Yes, and it was the first time I took any	5.3	5.1	5.1	6.0	2.0	5.7	4.4	5.1	6.6	5.3	3.7	3.3	4.2	8.8	11.6	17.9
<i>Item 3730 Subject A01j</i>	<i>N</i> 2313	1047	1175	1558	252	482	614	821	397	1700	407	1187	521	224	311	32
<b>B065:</b> On how many occasions (if any) have you taken tranquilizers on your own— that is, without a doctor telling you to take them . . .																
<b>B065A:</b> . . . in your lifetime?																
1. 0 occasions	94.6	94.7	95.2	93.6	99.0	93.9	94.9	94.9	94.2	95.1	94.0	100.0	100.0	85.9	73.3	59.3
2. 1-2	2.8	2.8	2.6	3.5	0.5	3.1	2.6	2.6	3.2	2.7	2.5	-	-	14.1	9.6	12.1
3. 3-5	1.0	1.2	0.8	1.2	0.5	1.2	0.9	0.9	0.8	0.7	1.8	-	-	-	6.8	3.9
4. 6-9	0.6	0.6	0.6	0.7	-	1.5	0.3	0.2	0.5	0.5	0.7	-	-	-	3.9	3.7
5. 10-19	0.4	0.3	0.3	0.4	-	-	0.3	0.4	1.3	0.5	0.1	-	-	-	2.0	12.5
6. 20-39	0.2	0.1	0.1	0.1	-	-	0.4	0.4	-	0.1	0.2	-	-	-	1.2	5.5
7. 40 or more	0.5	0.4	0.4	0.5	-	0.3	0.6	0.7	-	0.4	0.7	-	-	-	3.3	2.9
<i>Item 1070 Subject A01a</i>	<i>N</i> 2299	1043	1163	1550	251	481	608	822	388	1691	406	1189	516	223	304	30
<b>B065B:</b> . . . during the last 12 months?																
1. 0 occasions	97.2	97.6	97.5	96.9	100.0	97.1	97.4	97.0	97.3	97.6	96.8	100.0	100.0	94.9	84.4	77.7
2. 1-2	1.5	1.3	1.5	1.9	-	1.9	1.6	1.3	1.6	1.2	2.4	-	-	5.1	7.1	8.8
3. 3-5	0.5	0.5	0.4	0.4	-	0.5	0.5	0.3	1.0	0.6	-	-	-	-	2.6	10.6
4. 6-9	0.2	0.1	0.2	0.2	-	0.3	-	0.3	0.2	0.2	-	-	-	-	1.6	-
5. 10-19	0.2	-	0.1	0.1	-	-	0.3	0.3	-	0.1	-	-	-	-	1.3	-
6. 20-39	0.1	0.1	0.1	0.2	-	0.3	0.1	0.2	-	*	0.5	-	-	-	1.1	-
7. 40 or more	0.3	0.4	0.1	0.3	-	-	0.2	0.6	-	0.2	0.3	-	-	-	1.8	2.9
<i>Item 1080 Subject A01b</i>	<i>N</i> 2303	1045	1165	1552	252	481	608	825	389	1693	407	1190	519	223	305	30
<b>B065C:</b> . . . during the last 30 days?																
1. 0 occasions	98.8	99.0	99.2	98.8	100.0	99.0	98.9	98.4	99.5	99.2	98.6	100.0	100.0	99.0	92.4	95.2
2. 1-2	0.7	0.4	0.5	0.8	-	0.6	0.8	0.8	0.5	0.6	0.6	-	-	1.0	4.4	1.9
3. 3-5	0.1	0.1	0.1	0.2	-	0.3	0.1	0.1	-	*	0.5	-	-	-	0.8	-
4. 6-9	*	0.1	-	-	-	0.1	-	-	-	-	-	-	-	-	0.2	-
5. 10-19	*	*	-	*	-	-	-	0.1	-	-	-	-	-	-	0.4	-
6. 20-39	0.2	0.4	-	0.3	-	-	-	0.5	-	0.2	-	-	-	-	1.3	-
7. 40 or more	0.1	-	0.1	-	-	-	0.2	0.1	-	-	0.3	-	-	-	0.5	2.9
<i>Item 1090 Subject A01c</i>	<i>N</i> 2303	1045	1164	1551	252	482	606	825	390	1691	406	1190	519	223	303	30
IF YOU HAVE NOT TAKEN TRANQUILIZERS IN THE LAST TWELVE MONTHS, GO TO Q.B073.																
THE FOLLOWING QUESTIONS REFER ONLY TO TAKING TRANQUILIZERS WITHOUT A DOCTOR'S ORDERS. IF YOU HAVE NOT DONE THIS IN THE LAST TWELVE MONTHS, GO TO Q.B073.																

\* = less than .05 percent.



QUESTIONNAIRE FORM 1 1996	TOTAL	SEX		RACE		REGION				COLLEGE PLANS?		ILLCIT DRUG USE: LIFETIME					
		M	F	White	Black	NE	NC	S	W	Yes	No	None	Mari- juana Only	Few Pills	More Pills	Any Her- oin	
<i>N (Weighted No. of Cases):</i>	2466	1084	1197	1587	269	518	643	893	412	1737	425	1226	540	236	335	32	
<i>% of Weighted Total:</i>	100.0	43.9	48.5	64.3	10.9	21.0	26.1	36.2	16.7	70.4	17.2	49.7	21.9	9.6	13.6	1.3	
<b>B066:</b> When you used tranquilizers during the last year, how often did you use them in each of the following situations?																	
<b>B066A:</b> When you were alone																	
1. Not at all	50.1	49.4	53.6	56.7	-	53.5	52.9	46.0	52.3	53.1	51.4	-	-	64.6	53.4	13.2	
2. A few of the times	24.3	24.2	18.1	17.7	-	23.5	11.8	24.8	36.2	15.8	26.3	-	-	35.4	15.2	65.2	
3. Some of the times	16.0	24.8	13.4	16.2	-	-	30.5	25.3	-	20.4	17.3	-	-	-	21.9	-	
4. Most of the times	7.3	-	14.9	8.4	-	19.7	4.8	-	11.4	10.7	5.0	-	-	-	8.5	8.7	
5. Every time	2.3	1.7	-	1.0	-	3.3	-	3.9	-	-	-	-	-	-	1.0	12.9	
<i>Item 3740 Subject A05a</i>	<i>N†</i>	55	23	23	40	-	12	10	22	10	32	12	-	-	8	40	7
<b>B066B:</b> With just 1 or 2 other people																	
1. Not at all	9.8	15.2	0.9	13.4	-	7.8	8.8	12.5	7.3	13.2	6.5	-	-	-	13.4	-	
2. A few of the times	35.7	42.5	27.0	29.5	-	47.7	11.8	33.9	49.1	29.1	28.9	-	-	35.4	30.8	65.2	
3. Some of the times	21.3	24.8	20.9	21.9	-	10.6	27.8	31.4	5.6	21.3	34.2	-	-	-	27.7	8.7	
4. Most of the times	7.2	-	17.3	9.9	-	10.6	21.4	2.4	-	8.5	10.7	-	-	-	9.9	-	
5. Every time	25.9	17.5	34.0	25.4	-	23.3	30.2	19.7	37.9	28.0	19.7	-	-	64.6	18.1	26.1	
<i>Item 3750 Subject A05b</i>	<i>N†</i>	55	23	23	40	-	12	10	22	10	32	12	-	-	8	40	7
<b>B066C:</b> At a party																	
1. Not at all	55.6	52.8	62.4	60.3	-	64.2	58.6	42.7	76.8	59.9	46.4	-	-	100.0	47.1	49.9	
2. A few of the times	11.2	7.6	19.0	13.0	-	12.9	4.8	14.4	7.7	14.7	8.6	-	-	-	14.6	-	
3. Some of the times	6.5	8.6	-	3.8	-	-	-	12.2	7.4	6.1	5.0	-	-	-	7.0	14.1	
4. Most of the times	11.5	3.8	12.1	8.8	-	17.0	13.9	9.0	8.1	2.0	22.6	-	-	-	13.5	15.3	
5. Every time	15.3	27.2	6.4	14.1	-	5.9	22.7	21.8	-	17.3	17.3	-	-	-	17.8	20.8	
<i>Item 3760 Subject A05c</i>	<i>N†</i>	51	20	22	39	-	11	10	22	8	28	12	-	-	8	39	4
<b>B066D:</b> When your date or spouse was present																	
1. Not at all	66.4	73.8	65.8	69.7	-	91.1	62.6	46.1	88.3	75.0	52.1	-	-	77.1	63.8	69.0	
2. A few of the times	12.0	1.7	13.6	8.6	-	3.6	-	24.2	6.1	2.0	18.9	-	-	22.9	10.2	9.4	
3. Some of the times	5.3	3.7	6.4	5.1	-	-	13.9	3.7	5.6	2.7	17.0	-	-	-	5.8	8.7	
4. Most of the times	3.7	3.4	5.6	5.1	-	5.3	4.8	4.2	-	5.8	-	-	-	-	5.1	-	
5. Every time	12.6	17.5	8.6	11.5	-	-	18.7	21.8	-	14.5	12.0	-	-	-	15.1	12.9	
<i>Item 3770 Subject A05b</i>	<i>N†</i>	54	23	22	39	-	11	10	22	10	31	12	-	-	8	39	7
<b>B066E:</b> When people over age 30 were present																	
1. Not at all	63.7	60.4	61.9	63.4	-	66.8	81.3	42.8	88.3	63.0	67.4	-	-	41.6	65.7	78.4	
2. A few of the times	8.6	2.1	16.1	10.2	-	4.4	-	18.6	-	5.5	15.6	-	-	28.9	6.0	-	
3. Some of the times	12.7	21.2	6.4	11.7	-	-	13.9	21.6	5.6	15.6	17.0	-	-	-	16.0	8.7	
4. Most of the times	5.7	11.3	2.2	5.6	-	13.9	4.8	4.9	-	4.5	-	-	-	6.6	6.5	-	
5. Every time	9.2	5.1	13.3	9.1	-	14.9	-	12.1	6.1	11.5	-	-	-	22.9	5.7	12.9	
<i>Item 3780 Subject A05b</i>	<i>N†</i>	54	23	22	39	-	11	10	22	10	31	12	-	-	8	39	7
<b>B066F:</b> During the daytime (before 4:00 p.m.)																	
1. Not at all	52.6	58.3	47.4	47.4	-	48.8	59.9	40.3	75.6	48.6	62.0	-	-	47.5	50.8	69.0	
2. A few of the times	12.8	5.5	15.1	16.0	-	4.9	-	25.1	7.1	11.9	15.6	-	-	22.9	13.0	-	
3. Some of the times	15.1	28.0	2.2	16.9	-	9.0	4.8	21.6	17.3	19.1	5.0	-	-	-	17.7	18.2	
4. Most of the times	10.5	3.2	22.5	10.8	-	4.9	30.5	9.1	-	11.4	12.0	-	-	29.5	8.4	-	
5. Every time	9.0	5.1	12.8	8.8	-	32.4	4.8	3.9	-	9.1	5.4	-	-	-	10.2	12.9	
<i>Item 3790 Subject A05c</i>	<i>N†</i>	54	23	22	39	-	11	10	22	10	31	12	-	-	8	39	7
<b>B066G:</b> At your home (or apartment or dorm)																	
1. Not at all	35.2	38.8	32.2	36.6	-	54.8	64.7	23.6	11.6	30.2	48.1	-	-	5.6	45.1	13.2	
2. A few of the times	15.4	6.7	20.2	19.5	-	3.6	-	32.5	5.6	15.8	18.9	-	-	22.9	16.5	-	
3. Some of the times	11.9	24.4	0.9	14.1	-	-	-	22.5	12.7	16.3	5.0	-	-	-	14.8	8.7	
4. Most of the times	18.1	16.3	22.9	10.6	-	28.2	18.7	4.4	36.5	15.9	27.9	-	-	6.6	15.4	47.5	
5. Every time	19.4	13.9	23.8	19.1	-	13.4	16.6	17.0	33.6	21.8	-	-	-	64.9	8.2	30.5	
<i>Item 3800 Subject A05c</i>	<i>N†</i>	54	23	22	39	-	11	10	22	10	31	12	-	-	8	39	7

†=excludes respondents for whom question was inappropriate.



QUESTIONNAIRE FORM 1 1996	TOTAL	SEX		RACE		REGION				COLLEGE PLANS?		ILLICIT DRUG USE: LIFETIME					
		M	F	White	Black	NE	NC	S	W	Yes	No	None	Mari- juana Only	Few Pills	More Pills	Any Her- oin	
<i>N (Weighted No. of Cases):</i>	2466	1084	1197	1587	269	518	643	893	412	1737	425	1226	540	236	335	32	
<i>% of Weighted Total:</i>	100.0	43.9	48.5	64.3	10.9	21.0	26.1	36.2	16.7	70.4	17.2	49.7	21.9	9.6	13.6	1.3	
<b>B066H:</b> At school																	
1. Not at all	66.2	64.7	71.3	65.0	-	78.5	64.7	56.7	75.3	63.6	60.5	-	-	100.0	58.8	69.0	
2. A few of the times	12.3	8.2	10.9	14.8	-	4.9	16.6	10.8	19.0	16.8	6.5	-	-	-	15.3	9.4	
3. Some of the times	13.6	23.9	5.6	16.5	-	-	4.8	27.7	5.6	19.6	10.3	-	-	-	17.2	8.7	
4. Most of the times	0.4	0.9	-	0.5	-	-	-	0.9	-	-	-	-	-	-	0.5	-	
5. Every time	7.5	2.3	12.1	3.2	-	16.6	13.9	3.9	-	-	22.6	-	-	-	8.2	12.9	
<i>Item 3810 Subject A05c</i>	<i>N†</i>	54	23	22	39	-	11	10	22	10	31	12	-	-	8	39	7
<b>B066I:</b> In a car																	
1. Not at all	66.9	67.6	70.0	66.1	-	66.3	64.7	55.4	93.9	64.4	62.1	-	-	100.0	58.2	77.7	
2. A few of the times	10.3	5.1	9.4	12.6	-	10.9	4.8	17.4	-	12.1	10.0	-	-	-	14.2	-	
3. Some of the times	13.9	23.7	6.4	11.7	-	5.3	13.9	21.6	6.1	17.5	12.0	-	-	-	17.5	9.4	
4. Most of the times	3.1	-	7.7	4.3	-	-	16.6	-	-	5.4	-	-	-	-	4.3	-	
5. Every time	5.8	3.6	6.5	5.3	-	17.5	-	5.5	-	0.6	16.0	-	-	-	5.8	12.9	
<i>Item 3830 Subject A05c</i>	<i>N†</i>	54	23	22	39	-	11	10	22	10	31	12	-	-	8	39	7
<b>B067:</b> How many of the times when you used tranquilizers during the last year did you use them along with each of the following drugs—that is, so that their effects overlapped?																	
<b>B067A:</b> With alcohol																	
1. Not at all	47.4	34.1	62.5	57.1	-	56.9	31.7	45.0	57.9	53.6	37.5	-	-	100.0	42.5	17.7	
2. A few of the times	10.4	16.0	9.1	10.5	-	11.0	-	19.9	-	11.9	8.6	-	-	-	14.4	-	
3. Some of the times	11.5	15.4	10.3	8.3	-	12.2	22.4	-	24.5	11.0	12.0	-	-	-	8.3	38.1	
4. Most of the times	11.4	2.5	14.2	4.5	-	15.4	13.3	10.9	5.8	3.7	22.6	-	-	-	15.7	-	
5. Every time	19.3	31.9	3.9	19.6	-	4.5	32.7	24.3	11.7	19.7	19.3	-	-	-	19.1	44.3	
<i>Item 3840 Subject A01h</i>	<i>N†</i>	55	23	23	40	-	12	11	22	10	32	12	-	-	8	40	7
<b>B067B:</b> With marijuana																	
1. Not at all	55.3	45.5	68.9	59.1	-	54.9	59.2	48.8	65.9	61.3	43.0	-	-	100.0	49.8	37.0	
2. A few of the times	10.6	15.1	8.3	11.2	-	23.6	-	13.7	-	7.2	18.0	-	-	-	15.2	-	
3. Some of the times	12.3	11.4	17.0	9.2	-	-	31.1	5.7	23.1	14.8	14.1	-	-	-	9.6	34.7	
4. Most of the times	4.4	0.9	-	0.5	-	-	-	10.4	-	-	-	-	-	-	6.2	-	
5. Every time	17.3	27.1	5.8	19.9	-	21.5	9.7	21.4	11.0	16.7	24.8	-	-	-	19.2	28.3	
<i>Item 3850 Subject A01h</i>	<i>N†</i>	55	23	22	40	-	11	9	23	11	33	10	-	-	8	38	7
<b>B067C:</b> With LSD																	
1. Not at all	82.9	80.2	97.8	87.4	-	91.5	94.7	70.0	89.0	86.3	94.3	-	-	100.0	80.7	81.3	
2. A few of the times	5.3	2.3	2.2	1.2	-	8.5	-	8.4	-	1.5	-	-	-	-	7.3	-	
3. Some of the times	9.5	17.5	-	10.0	-	-	5.3	21.5	-	12.3	-	-	-	-	12.0	-	
4. Most of the times	-	-	-	-	-	-	-	-	-	-	-	-	-	-	-	-	
5. Every time	2.3	-	-	1.5	-	-	-	-	11.0	-	5.7	-	-	-	-	18.7	
<i>Item 3860 Subject A01h</i>	<i>N†</i>	54	23	22	40	-	12	9	22	11	33	10	-	-	8	39	7
<b>B067D:</b> With psychedelics other than LSD																	
1. Not at all	86.9	79.9	97.1	85.6	-	100.0	100.0	76.0	83.7	84.0	94.3	-	-	100.0	84.9	81.3	
2. A few of the times	-	-	-	-	-	-	-	-	-	-	-	-	-	-	-	-	
3. Some of the times	12.0	20.1	2.9	13.0	-	-	-	24.0	11.0	16.0	-	-	-	-	15.1	9.8	
4. Most of the times	-	-	-	-	-	-	-	-	-	-	-	-	-	-	-	-	
5. Every time	1.1	-	-	1.5	-	-	-	-	5.3	-	5.7	-	-	-	-	9.0	
<i>Item 3870 Subject A01h</i>	<i>N†</i>	54	23	22	40	-	12	9	22	11	33	10	-	-	8	39	7
<b>B067E:</b> With amphetamines																	
1. Not at all	89.0	88.8	91.2	95.4	-	100.0	100.0	87.6	71.2	92.0	82.2	-	-	77.1	100.0	45.0	
2. A few of the times	-	-	-	-	-	-	-	-	-	-	-	-	-	-	-	-	
3. Some of the times	4.6	-	8.8	4.6	-	-	-	8.4	5.7	-	17.8	-	-	22.9	-	8.6	
4. Most of the times	4.8	11.2	-	-	-	-	-	-	23.1	8.0	-	-	-	-	-	34.7	
5. Every time	1.6	-	-	-	-	-	-	4.0	-	-	-	-	-	-	-	11.7	
<i>Item 3880 Subject A01h</i>	<i>N†</i>	54	23	21	40	-	12	9	22	11	32	10	-	-	8	38	7
<b>B067F:</b> With quaaludes																	
1. Not at all	86.4	82.5	91.2	90.0	-	100.0	86.7	78.2	88.1	85.6	88.0	-	-	100.0	85.0	77.7	
2. A few of the times	1.1	-	2.7	-	-	-	-	-	5.8	1.9	-	-	-	-	1.5	-	
3. Some of the times	1.2	-	-	-	-	-	-	-	6.1	-	-	-	-	-	-	9.4	
4. Most of the times	9.8	17.5	6.1	10.0	-	-	13.3	17.9	-	12.5	12.0	-	-	-	13.5	-	
5. Every time	1.6	-	-	-	-	-	-	3.9	-	-	-	-	-	-	-	12.9	
<i>Item 3890 Subject A01h</i>	<i>N†</i>	55	23	23	40	-	12	11	22	10	32	12	-	-	8	40	7

†=excludes respondents for whom question was inappropriate.



QUESTIONNAIRE FORM 1 1996	TOTAL	SEX		RACE		REGION				COLLEGE PLANS?		ILLICIT DRUG USE: LIFETIME				
		M	F	White	Black	NE	NC	S	W	Yes	No	None	Mari- juana Only	Few Pills	More Pills	Any Her- oin
<i>N (Weighted No. of Cases):</i>	2466	1084	1197	1587	269	518	643	893	412	1737	425	1226	540	236	335	32
<i>% of Weighted Total:</i>	100.0	43.9	48.5	64.3	10.9	21.0	26.1	36.2	16.7	70.4	17.2	49.7	21.9	9.6	13.6	1.3
<b>B067G:</b> With barbiturates																
1. Not at all	78.8	67.3	88.6	83.2	-	100.0	90.3	70.0	63.5	74.8	82.2	-	-	77.1	85.7	39.6
2. A few of the times	1.1	-	2.8	-	-	-	-	-	5.8	1.9	-	-	-	-	1.6	-
3. Some of the times	4.6	-	8.5	4.6	-	-	-	8.2	6.1	-	17.8	-	-	22.9	-	9.4
4. Most of the times	12.2	28.7	-	10.0	-	-	-	17.9	24.5	20.5	-	-	-	-	10.4	38.1
5. Every time	3.3	3.9	-	2.2	-	-	9.7	3.9	-	2.8	-	-	-	-	2.3	12.9
<i>Item 3900 Subject A01h</i> <i>N†</i>	54	23	22	40	-	12	9	22	10	32	10	-	-	8	39	7
<b>B068:</b> What have been the most important reasons for your taking tranquilizers without a doctor's orders? (Mark all that apply.)																
A. To experiment—to see what it's like	39.0	55.8	26.4	42.4	-	63.9	55.6	31.1	17.8	32.8	48.9	-	-	-	47.5	32.7
B. To relax or relieve tension	53.3	48.1	48.7	47.2	-	56.6	55.6	48.9	57.2	54.6	26.0	-	-	30.9	52.6	79.4
C. To feel good or get high	41.9	46.5	33.9	42.8	-	59.6	52.9	43.7	12.4	38.7	37.9	-	-	-	53.8	20.7
D. To seek deeper insights and understanding	8.0	5.0	6.5	2.9	-	3.9	25.7	-	12.4	-	12.0	-	-	-	6.4	24.7
E. To have a good time with my friends	17.8	11.3	25.7	14.7	-	28.3	39.3	6.5	12.4	11.1	31.3	-	-	-	20.6	20.7
F. To fit in with a group I like	-	-	-	-	-	-	-	-	-	-	-	-	-	-	-	-
G. To get away from my problems or troubles	10.1	4.9	17.5	11.2	-	-	35.0	3.2	11.2	14.9	-	-	-	-	12.3	8.6
H. Because of boredom, nothing else to do	15.8	13.9	12.7	15.0	-	20.1	8.8	19.2	11.0	7.4	20.6	-	-	24.6	14.0	16.6
I. Because of anger or frustration	9.4	4.9	7.3	5.4	-	-	18.4	8.7	11.2	7.9	-	-	-	-	11.3	8.6
J. To get through the day	6.5	2.4	10.9	6.1	-	5.3	21.4	0.9	5.7	7.5	-	-	-	-	7.3	8.6
K. To increase the effects of some other drug(s)	20.8	27.8	13.4	22.5	-	5.7	17.7	33.3	11.0	22.5	20.6	-	-	24.6	18.6	28.6
L. To decrease (offset) the effects of some other drug(s)	3.3	2.6	-	3.1	-	-	-	2.7	10.6	1.9	5.0	-	-	-	3.1	7.9
M. To get to sleep	37.3	36.9	38.9	30.2	-	40.9	21.4	36.8	49.3	42.0	15.6	-	-	36.9	33.2	59.4
N. To relieve physical pain	37.6	34.3	45.6	42.3	-	14.9	18.7	38.8	72.7	42.8	44.5	-	-	87.7	25.5	51.2
O. Because I am "hooked"—I have to have them	4.9	-	9.3	-	-	-	13.9	-	11.2	1.9	12.0	-	-	-	5.1	8.6
<i>Item 3910-4040 Subject A06a</i> <i>N†</i>	55	22	22	39	-	10	10	23	11	32	12	-	-	7	40	7
<b>B069:</b> When you take tranquilizers, how high do you usually get?																
1. Not at all high	9.5	12.5	10.0	8.4	-	4.2	-	16.6	9.9	14.4	-	-	-	36.9	5.8	-
2. A little high	34.4	22.1	35.4	30.3	-	19.2	35.3	46.8	24.5	34.7	30.9	-	-	24.6	34.9	43.7
3. Moderately high	28.4	43.6	14.4	30.8	-	41.7	29.5	28.6	12.7	24.4	21.0	-	-	-	31.2	45.5
4. Very high	10.3	15.6	6.1	8.8	-	15.9	30.5	-	6.1	-	41.6	-	-	-	12.2	10.8
5. I don't take them to get high	17.3	6.3	34.2	21.8	-	19.0	4.8	8.0	46.8	26.5	6.5	-	-	38.6	15.9	-
<i>Item 4050 Subject A01e</i> <i>N†</i>	54	22	23	40	-	11	10	22	10	32	12	-	-	7	40	6
<b>B070:</b> When you take tranquilizers, how long do you usually stay high?																
1. Usually don't get high	30.6	27.4	35.2	28.7	-	4.2	9.6	32.5	75.3	47.1	6.5	-	-	75.4	19.0	49.4
2. One to two hours	22.6	16.6	37.3	29.1	-	51.8	16.6	21.1	-	19.3	29.6	-	-	24.6	25.9	-
3. Three to six hours	32.7	41.7	18.8	31.4	-	33.8	51.1	36.1	7.0	24.6	41.5	-	-	-	39.1	31.9
4. Seven to 24 hours	11.5	14.2	2.4	10.9	-	10.3	8.8	10.3	17.7	9.0	10.4	-	-	-	12.4	18.7
5. More than 24 hours	2.6	-	6.3	-	-	-	13.9	-	-	-	12.0	-	-	-	3.6	-
<i>Item 4060 Subject A01f</i> <i>N†</i>	54	22	22	40	-	11	10	22	11	32	12	-	-	7	40	7
<b>B071:</b> What tranquilizers have you taken during the last year without a doctor's orders? (Mark all that apply.)																
A. Librium	11.0	21.4	2.7	13.3	-	5.2	-	18.6	11.4	16.1	5.6	-	-	-	13.2	10.0
B. Valium	66.0	67.0	67.3	64.8	-	81.4	46.2	71.6	59.0	61.3	76.9	-	-	36.9	71.9	64.5
C. Miltown	3.9	-	6.1	-	-	-	13.9	-	6.1	-	13.3	-	-	-	3.6	10.8
D. Equanil	9.6	23.8	-	13.1	-	3.8	-	18.6	6.1	14.5	-	-	-	-	13.0	-
E. Meproamate	2.7	-	6.1	-	-	-	13.9	-	-	-	13.3	-	-	-	3.6	-
F. Serax	9.9	12.1	6.1	-	-	-	25.7	-	24.5	8.0	13.3	-	-	-	3.6	64.0
G. Atarax	1.1	2.8	-	1.5	-	-	-	-	5.6	1.8	-	-	-	-	1.5	-
H. Tranxene	6.2	-	14.1	4.8	-	-	13.9	8.5	-	-	30.6	-	-	24.6	3.6	-
I. Vistaril	4.2	3.6	6.1	2.0	-	4.7	13.9	1.4	-	0.9	13.3	-	-	6.3	4.4	-
J. Don't know the names of some tranquilizers I have used	56.1	48.8	55.0	50.1	-	39.5	67.7	50.9	71.6	54.4	53.8	-	-	87.7	44.9	90.0
<i>Item 4070-4160 Subject A01l</i> <i>N†</i>	52	21	23	39	-	10	10	22	10	32	11	-	-	7	39	6

†=excludes respondents for whom question was inappropriate.



## MONITORING THE FUTURE

QUESTIONNAIRE FORM 1 1996	TOTAL	SEX		RACE		REGION				COLLEGE PLANS?		ILLICIT DRUG USE: LIFETIME					
		M	F	White	Black	NE	NC	S	W	Yes	No	None	Mari- juana Only	Few Pills	More Pills	Any Her- oin	
<i>N (Weighted No. of Cases):</i>	2466	1084	1197	1587	269	518	643	893	412	1737	425	1226	540	236	335	32	
<i>% of Weighted Total:</i>	100.0	43.9	48.5	64.3	10.9	21.0	26.1	36.2	16.7	70.4	17.2	49.7	21.9	9.6	13.6	1.3	
<b>B072:</b> Have you ever tried to stop using tranquilizers and found that you couldn't stop?																	
1. Yes	5.9	1.3	9.6	1.2	-	-	13.9	2.3	11.9	3.5	12.0	-	-	-	6.3	10.8	
2. No	94.1	98.7	90.4	98.8	-	100.0	86.1	97.7	88.1	96.5	88.0	-	-	100.0	93.7	89.2	
<i>Item 4170 Subject A01i</i>	<i>N†</i>	<i>54</i>	<i>22</i>	<i>23</i>	<i>40</i>	<i>-</i>	<i>11</i>	<i>10</i>	<i>22</i>	<i>32</i>	<i>12</i>	<i>-</i>	<i>-</i>	<i>7</i>	<i>40</i>	<i>6</i>	
<b>B073:</b> Do you think you will be using tranquilizers without a doctor's orders five years from now?																	
1. I definitely will	0.5	0.5	0.4	0.1	1.9	0.1	0.7	0.7	0.5	0.4	1.3	0.2	0.8	0.1	1.3	5.5	
2. I probably will	1.9	1.7	1.6	2.0	0.9	3.1	1.0	1.9	1.7	1.4	2.8	0.2	1.2	2.1	8.3	12.5	
3. I probably will not	16.8	14.6	18.6	16.0	10.2	22.3	15.3	14.9	16.6	16.5	15.8	11.6	14.5	28.3	32.1	30.3	
4. I definitely will not	80.7	83.2	79.4	81.9	87.0	74.5	83.0	82.4	81.2	81.6	80.1	88.0	83.5	69.5	58.3	51.7	
<i>Item 4180 Subject A04a</i>	<i>N</i>	<i>2278</i>	<i>1026</i>	<i>1168</i>	<i>1539</i>	<i>249</i>	<i>468</i>	<i>606</i>	<i>808</i>	<i>396</i>	<i>1689</i>	<i>398</i>	<i>1182</i>	<i>506</i>	<i>219</i>	<i>301</i>	<i>29</i>
The next questions are about the use of different forms of cocaine, such as "crack," powder, freebase, or coca paste.																	
<b>B074:</b> Have you ever taken cocaine in "crack" form or in any other freebase form—that is, where you inhaled the fumes from smoking, heating, or burning it?																	
1. No—GO TO Q.B076	97.1	96.5	97.9	97.0	99.5	96.9	96.1	98.5	95.9	98.1	94.3	100.0	100.0	96.3	86.3	44.4	
2. Yes	2.9	3.5	2.1	3.0	0.5	3.1	3.9	1.5	4.1	1.9	5.7	-	-	3.7	13.7	55.6	
<i>Item 22250 Subject A01a</i>	<i>N</i>	<i>2292</i>	<i>1044</i>	<i>1174</i>	<i>1550</i>	<i>253</i>	<i>478</i>	<i>606</i>	<i>812</i>	<i>395</i>	<i>1701</i>	<i>402</i>	<i>1186</i>	<i>512</i>	<i>223</i>	<i>299</i>	<i>31</i>
<b>B075:</b> On how many occasions (if any) have you taken "crack" (cocaine in chunk or rock form) . . .																	
<b>B075A:</b> . . . in your lifetime?																	
1. 0 occasions	97.6	97.0	98.3	97.7	99.4	98.1	96.3	98.6	96.9	98.5	95.1	100.0	100.0	98.3	88.7	45.6	
2. 1-2	0.7	0.8	0.6	0.5	-	1.0	0.7	0.5	1.0	0.5	1.1	-	-	1.7	3.4	6.9	
3. 3-5	0.7	1.2	0.2	0.8	-	0.6	1.3	0.3	0.6	0.4	1.6	-	-	-	4.5	6.9	
4. 6-9	0.2	0.1	0.3	0.3	-	0.1	0.4	0.2	0.3	0.1	0.6	-	-	-	0.7	9.8	
5. 10-19	0.3	0.3	0.3	0.3	-	0.1	0.7	0.1	0.2	0.3	0.5	-	-	-	1.3	8.8	
6. 20-39	0.1	0.3	-	*	-	0.1	-	-	0.7	0.2	-	-	-	-	0.1	8.2	
7. 40 or more	0.4	0.3	0.3	0.4	0.6	0.1	0.6	0.3	0.3	0.1	1.2	-	-	-	1.2	13.9	
<i>Item 22260 Subject A01a</i>	<i>N</i>	<i>2293</i>	<i>1044</i>	<i>1176</i>	<i>1551</i>	<i>254</i>	<i>478</i>	<i>607</i>	<i>812</i>	<i>395</i>	<i>1702</i>	<i>402</i>	<i>1186</i>	<i>512</i>	<i>223</i>	<i>301</i>	<i>32</i>
<b>B075B:</b> . . . during the last 12 months?																	
1. 0 occasions	98.5	98.0	99.0	98.6	99.4	98.8	97.5	99.2	98.1	99.0	96.7	100.0	100.0	98.8	93.2	62.4	
2. 1-2	0.6	0.8	0.4	0.5	-	0.8	0.7	0.5	0.4	0.5	1.0	-	-	1.2	3.3	4.8	
3. 3-5	0.3	0.5	0.1	0.4	-	0.1	0.7	-	0.5	0.2	0.5	-	-	-	1.8	4.0	
4. 6-9	0.2	0.2	0.3	0.3	-	-	0.7	0.1	-	0.1	0.9	-	-	-	0.5	11.7	
5. 10-19	0.3	0.4	0.1	0.1	0.5	0.2	0.4	-	0.7	0.3	0.3	-	-	-	0.7	11.9	
6. 20-39	*	-	-	*	-	-	-	-	0.1	-	0.1	-	-	-	-	1.9	
7. 40 or more	0.1	0.1	*	0.1	0.2	0.1	-	0.1	0.2	-	0.4	-	-	-	0.4	3.3	
<i>Item 22270 Subject A01b</i>	<i>N</i>	<i>2293</i>	<i>1044</i>	<i>1176</i>	<i>1551</i>	<i>254</i>	<i>478</i>	<i>607</i>	<i>812</i>	<i>395</i>	<i>1702</i>	<i>402</i>	<i>1186</i>	<i>512</i>	<i>223</i>	<i>301</i>	<i>32</i>
<b>B075C:</b> . . . during the last 30 days?																	
1. 0 occasions	99.3	98.8	99.8	99.4	99.4	99.8	98.7	99.7	98.7	99.5	98.4	100.0	100.0	100.0	97.0	77.7	
2. 1-2	0.2	0.4	0.1	-	-	0.1	-	-	1.0	0.2	-	-	-	-	0.4	10.6	
3. 3-5	0.4	0.7	-	0.4	0.5	-	1.1	0.1	0.1	0.2	1.2	-	-	-	1.8	8.4	
4. 6-9	-	-	-	-	-	-	-	-	-	-	-	-	-	-	-	-	
5. 10-19	0.1	-	0.1	0.1	-	-	0.2	-	-	0.1	-	-	-	-	0.4	-	
6. 20-39	*	-	-	-	-	-	-	-	0.2	-	-	-	-	-	-	2.0	
7. 40 or more	0.1	0.1	*	0.1	0.2	0.1	-	0.1	-	-	0.4	-	-	-	0.4	1.2	
<i>Item 22280 Subject A01c</i>	<i>N</i>	<i>2293</i>	<i>1044</i>	<i>1176</i>	<i>1551</i>	<i>254</i>	<i>478</i>	<i>607</i>	<i>812</i>	<i>395</i>	<i>1702</i>	<i>402</i>	<i>1186</i>	<i>512</i>	<i>223</i>	<i>301</i>	<i>32</i>
<b>B076:</b> On how many occasions (if any) have you taken cocaine in any other form . . .																	

\* = less than .05 percent. † = excludes respondents for whom question was inappropriate.



# DESCRIPTIVE RESULTS: 1996

71

QUESTIONNAIRE FORM 1 1996	TOTAL	SEX		RACE		REGION				COLLEGE PLANS?		ILLICIT DRUG USE: LIFETIME					
		M	F	White	Black	NE	NC	S	W	Yes	No	None	Mari- juana Only	Few Pills	More Pills	Any Her- oin	
<i>N (Weighted No. of Cases):</i>	2466	1084	1197	1587	269	518	643	893	412	1737	425	1226	540	236	335	32	
<i>% of Weighted Total:</i>	100.0	43.9	48.5	64.3	10.9	21.0	26.1	36.2	16.7	70.4	17.2	49.7	21.9	9.6	13.6	1.3	
<b>B076A:</b> . . . in your lifetime?																	
1. 0 occasions	94.6	93.7	96.3	94.7	98.8	93.5	95.5	95.3	92.8	96.0	91.3	100.0	100.0	91.9	71.7	35.2	
2. 1-2	2.7	3.3	1.7	2.6	-	3.6	2.2	1.9	3.6	1.9	5.2	-	-	8.1	13.2	8.2	
3. 3-5	1.1	1.3	0.7	1.3	0.2	1.7	1.2	0.9	1.0	0.8	1.3	-	-	-	7.9	6.9	
4. 6-9	0.4	0.3	0.2	0.2	0.3	0.2	-	0.6	0.7	0.2	0.7	-	-	-	2.0	7.3	
5. 10-9	0.3	0.4	0.3	0.5	-	0.2	0.6	0.4	-	0.5	-	-	-	-	2.4	1.8	
6. 20-39	0.4	0.6	0.3	0.3	0.5	0.5	0.6	0.1	0.8	0.4	0.7	-	-	-	1.4	17.8	
7. 40 or more	0.5	0.3	0.5	0.4	0.2	0.2	-	0.7	1.1	0.2	0.7	-	-	-	1.3	22.7	
<i>Item 22320 Subject A01a</i>	<i>N</i>	2293	1039	1174	1549	253	479	606	818	390	1692	407	1189	510	225	304	31
<b>B076B:</b> . . . during the last 12 months?																	
1. 0 occasions	96.9	97.1	97.4	97.1	99.6	95.3	98.2	97.3	96.0	97.6	95.7	100.0	100.0	96.7	82.8	63.6	
2. 1-2	1.5	1.4	1.4	1.5	-	3.1	0.9	0.9	2.1	1.2	2.2	-	-	3.3	8.9	2.9	
3. 3-5	0.5	0.4	0.4	0.5	-	1.1	-	0.5	0.3	0.3	0.9	-	-	-	3.2	4.4	
4. 6-9	0.4	0.5	0.2	0.5	0.3	0.1	0.5	0.6	0.2	0.4	0.2	-	-	-	2.8	2.4	
5. 10-19	0.4	0.4	0.5	0.3	-	0.2	0.4	0.3	1.0	0.5	0.3	-	-	-	1.6	16.1	
6. 20-39	0.1	0.1	-	0.1	-	0.1	-	0.1	0.2	*	0.4	-	-	-	0.5	1.9	
7. 40 or more	0.1	0.1	*	-	0.2	0.1	-	0.2	0.3	-	0.3	-	-	-	0.2	8.8	
<i>Item 22330 Subject A01b</i>	<i>N</i>	2294	1040	1174	1550	253	479	607	818	390	1692	408	1190	510	225	304	31
<b>B076C:</b> . . . during the last 30 days?																	
1. 0 occasions	98.9	98.9	99.3	99.1	99.6	98.6	99.1	99.3	98.3	99.2	98.4	100.0	100.0	99.0	95.6	73.5	
2. 1-2	0.4	0.2	0.4	0.3	-	1.0	0.2	0.1	0.5	0.4	0.1	-	-	1.0	1.9	2.5	
3. 3-5	0.4	0.7	0.1	0.4	-	0.3	0.5	0.1	1.0	0.3	0.8	-	-	-	1.8	12.9	
4. 6-9	*	-	-	-	0.3	-	-	0.1	-	-	0.2	-	-	-	-	2.4	
5. 10-19	0.1	-	0.1	0.1	-	-	0.2	-	-	0.1	-	-	-	-	0.4	-	
6. 20-39	0.1	0.1	-	0.1	-	-	-	0.1	0.2	-	0.3	-	-	-	0.4	2.0	
7. 40 or more	0.1	0.1	*	-	0.2	0.1	-	0.2	-	-	0.3	-	-	-	-	6.8	
<i>Item 22340 Subject A01c</i>	<i>N</i>	2293	1039	1174	1549	253	479	606	818	390	1693	407	1189	510	225	304	31
IF YOU HAVE NOT TAKEN ANY COCAINE (POWDER, CRACK, FREEBASE, ETC.) IN THE LAST TWELVE MONTHS, GO TO Q.B085.																	
<b>B077:</b> When you used cocaine during the last year, how often did you use it in each of the following situations?																	
<b>B077A:</b> When you were alone																	
1. Not at all	71.0	62.8	79.0	72.8	-	78.6	76.6	68.9	60.4	67.9	74.5	-	-	87.7	75.8	36.1	
2. A few of the times	15.7	20.9	13.5	14.9	-	4.0	11.9	22.4	23.6	22.6	5.1	-	-	5.7	14.3	30.0	
3. Some of the times	1.8	2.1	-	1.4	-	3.0	-	-	4.0	-	3.7	-	-	-	-	11.1	
4. Most of the times	5.2	5.8	4.0	6.8	-	6.4	11.5	-	7.2	6.1	3.5	-	-	-	6.2	5.1	
5. Every time	6.4	8.4	3.4	4.1	-	8.1	-	8.7	4.8	3.4	13.2	-	-	6.6	3.8	17.7	
<i>Item 4190 Subject A05a</i>	<i>N†</i>	71	30	34	45	-	21	10	24	16	41	17	-	-	10	50	11
<b>B077B:</b> With just 1 or 2 other people																	
1. Not at all	26.5	25.0	29.1	28.2	-	35.3	31.5	22.8	16.6	26.4	31.5	-	-	58.4	22.8	15.8	
2. A few of the times	28.5	21.8	35.7	32.4	-	24.0	10.6	50.1	16.5	28.6	25.0	-	-	31.9	34.0	4.2	
3. Some of the times	17.5	21.4	16.3	14.5	-	14.8	29.1	7.5	27.0	14.9	22.6	-	-	-	19.7	21.8	
4. Most of the times	13.8	18.6	8.1	10.9	-	5.0	20.8	6.1	31.5	20.0	3.4	-	-	-	10.9	36.3	
5. Every time	13.7	13.2	10.7	14.0	-	20.9	7.9	13.5	8.4	10.1	17.5	-	-	9.7	12.5	21.9	
<i>Item 4200 Subject A05b</i>	<i>N†</i>	71	30	34	46	-	21	11	23	16	41	17	-	-	9	50	12
<b>B077C:</b> At a party																	
1. Not at all	34.2	32.7	36.1	32.3	-	45.2	20.8	29.6	34.8	30.4	42.3	-	-	49.1	31.4	31.9	
2. A few of the times	28.6	17.1	37.5	38.3	-	19.6	16.7	46.5	22.0	35.3	4.7	-	-	7.1	39.5	-	
3. Some of the times	9.2	12.0	7.9	5.3	-	4.3	22.8	2.9	15.9	5.8	19.6	-	-	-	9.7	14.2	
4. Most of the times	12.6	21.3	8.4	12.7	-	11.8	21.5	4.6	19.6	18.6	4.0	-	-	-	11.4	28.0	
5. Every time	15.5	17.0	10.1	11.5	-	19.1	18.2	16.5	7.7	10.0	29.5	-	-	43.7	8.0	25.9	
<i>Item 4210 Subject A05c</i>	<i>N†</i>	69	28	34	44	-	21	10	23	16	41	16	-	-	9	49	11

\*=less than .05 percent. †=excludes respondents for whom question was inappropriate.



## MONITORING THE FUTURE

QUESTIONNAIRE FORM 1 1996	TOTAL	SEX		RACE		REGION				COLLEGE PLANS?		ILLICIT DRUG USE: LIFETIME				
		M	F	White	Black	NE	NC	S	W	Yes	No	None	Mari- juana Only	Few Pills	More Pills	Any Her- oin
<i>N (Weighted No. of Cases):</i>	2466	1084	1197	1587	269	518	643	893	412	1737	425	1226	540	236	335	32
<i>% of Weighted Total:</i>	100.0	43.9	48.5	64.3	10.9	21.0	26.1	36.2	16.7	70.4	17.2	49.7	21.9	9.6	13.6	1.3
<b>B077D:</b> When your date or spouse was present																
1. Not at all	70.0	72.4	70.6	69.7	-	69.2	88.5	68.7	61.0	64.8	79.0	-	-	91.1	65.1	74.2
2. A few of the times	9.9	6.5	10.8	12.3	-	8.9	-	13.4	12.4	13.5	-	-	-	-	14.0	-
3. Some of the times	0.9	-	0.9	0.7	-	-	-	2.9	-	0.7	-	-	-	-	1.3	-
4. Most of the times	11.2	14.8	9.0	6.8	-	8.6	-	7.6	26.6	9.5	21.0	-	-	-	11.6	18.2
5. Every time	8.0	6.2	8.7	10.6	-	13.2	11.5	7.4	-	11.5	-	-	-	8.9	8.0	7.6
<i>Item 4220 Subject A05b</i>	<i>N†</i>	69	28	34	44	21	10	22	16	41	16	-	-	9	49	11
<b>B077E:</b> When people over age 30 were present																
1. Not at all	70.4	62.7	83.6	73.8	-	79.5	77.2	70.7	53.5	82.6	47.8	-	-	100.0	68.5	55.2
2. A few of the times	11.6	10.2	8.7	8.9	-	-	11.2	14.0	23.5	8.8	13.6	-	-	-	14.3	9.4
3. Some of the times	5.1	7.7	4.0	6.7	-	9.1	11.5	-	3.5	7.5	-	-	-	-	6.2	4.7
4. Most of the times	5.8	9.4	-	4.3	-	3.0	-	6.7	11.8	-	16.6	-	-	-	2.6	23.5
5. Every time	7.1	10.0	3.7	6.4	-	8.4	-	8.5	7.8	1.1	21.9	-	-	-	8.4	7.2
<i>Item 4230 Subject A05b</i>	<i>N†</i>	71	30	34	46	21	10	24	16	41	17	-	-	9	50	12
<b>B077F:</b> During the daytime (before 4:00 p.m.)																
1. Not at all	57.3	51.1	66.1	59.5	-	67.1	76.6	51.6	40.1	57.6	60.5	-	-	93.9	56.5	33.5
2. A few of the times	24.7	18.4	28.8	27.6	-	14.2	23.4	33.0	27.9	28.5	14.3	-	-	6.1	34.3	-
3. Some of the times	8.3	18.1	-	5.7	-	4.5	-	3.9	24.8	8.6	5.5	-	-	-	2.3	38.7
4. Most of the times	6.9	10.2	4.0	5.7	-	9.4	-	7.6	7.2	5.3	13.2	-	-	-	5.6	17.4
5. Every time	2.7	2.2	1.2	1.4	-	4.8	-	3.9	-	-	6.4	-	-	-	1.3	10.5
<i>Item 4240 Subject A05c</i>	<i>N†</i>	70	28	34	45	21	10	22	16	41	16	-	-	9	49	12
<b>B077G:</b> At your home (or apartment or dorm)																
1. Not at all	67.7	68.7	72.7	73.4	-	78.8	88.1	61.6	49.1	69.6	71.9	-	-	93.9	70.0	36.3
2. A few of the times	11.3	8.4	12.3	10.6	-	2.6	-	17.9	20.1	11.6	7.8	-	-	6.1	15.0	-
3. Some of the times	6.8	5.6	7.6	8.0	-	11.5	11.9	-	7.5	7.2	4.0	-	-	-	7.1	11.1
4. Most of the times	10.0	11.2	6.3	6.1	-	5.2	-	9.4	23.3	11.6	8.4	-	-	-	6.2	34.0
5. Every time	4.2	6.0	1.2	1.8	-	1.9	-	11.1	-	-	7.9	-	-	-	1.6	18.6
<i>Item 4250 Subject A05c</i>	<i>N†</i>	69	28	34	44	21	10	23	16	41	16	-	-	9	49	11
<b>B077H:</b> At school																
1. Not at all	73.3	58.1	86.5	75.1	-	78.7	67.0	76.9	65.2	69.6	78.5	-	-	84.1	78.4	42.8
2. A few of the times	12.8	14.5	12.4	17.0	-	16.2	21.5	7.2	11.5	19.1	-	-	-	15.9	14.0	5.6
3. Some of the times	6.3	15.3	-	3.9	-	3.2	11.5	-	16.1	9.2	3.7	-	-	-	2.4	28.0
4. Most of the times	2.9	5.0	-	1.3	-	-	-	3.7	7.2	-	8.6	-	-	-	1.1	12.7
5. Every time	4.7	7.1	1.2	2.6	-	1.9	-	12.2	-	2.1	9.2	-	-	-	4.1	11.0
<i>Item 4260 Subject A05c</i>	<i>N†</i>	70	28	34	45	20	10	24	16	41	17	-	-	9	49	11
<b>B077I:</b> In a car																
1. Not at all	52.3	47.6	59.2	59.9	-	60.1	19.0	56.0	60.4	56.7	38.0	-	-	66.1	52.7	40.1
2. A few of the times	24.8	17.1	31.3	22.6	-	27.8	24.8	22.1	24.5	25.5	27.1	-	-	13.4	28.4	18.3
3. Some of the times	6.6	12.4	-	6.1	-	3.0	19.1	5.5	4.0	5.3	8.8	-	-	-	6.3	12.5
4. Most of the times	12.4	22.9	3.6	8.0	-	5.5	26.5	12.6	11.1	8.8	23.8	-	-	20.5	9.4	18.6
5. Every time	4.0	-	5.8	3.4	-	3.6	10.6	3.9	-	3.8	2.3	-	-	-	3.1	10.5
<i>Item 4280 Subject A05c</i>	<i>N†</i>	71	30	34	46	21	11	22	16	41	17	-	-	9	50	12
<b>B078:</b> How many of the times when you used cocaine during the last year did you use it along with each of the following drugs—that is, so that their effects overlapped?																
<b>B078A:</b> With alcohol																
1. Not at all	44.3	34.5	55.0	43.5	-	60.6	52.1	38.1	26.1	30.8	75.6	-	-	75.9	42.4	26.0
2. A few of the times	22.1	19.2	29.9	32.7	-	21.2	10.6	33.8	13.6	34.2	5.9	-	-	15.8	26.4	9.4
3. Some of the times	6.6	13.6	1.6	10.1	-	6.8	29.4	-	-	10.6	-	-	-	-	8.3	4.7
4. Most of the times	9.5	16.8	3.2	2.3	-	4.9	-	3.6	31.4	8.7	8.8	-	-	-	6.9	28.6
5. Every time	17.5	15.9	10.3	11.3	-	6.5	7.9	24.5	28.8	15.7	9.7	-	-	8.3	16.1	31.2
<i>Item 4290 Subject A01h</i>	<i>N†</i>	73	31	34	47	22	11	24	16	42	18	-	-	10	51	12

†=excludes respondents for whom question was inappropriate.



QUESTIONNAIRE FORM 1 1996	TOTAL	SEX		RACE		REGION				COLLEGE PLANS?		ILLICIT DRUG USE: LIFETIME				
		M	F	White	Black	NE	NC	S	W	Yes	No	None	Mari- juana Only	Few Pills	More Pills	Any Her- oin
<i>N (Weighted No. of Cases):</i>	2466	1084	1197	1587	269	518	643	893	412	1737	425	1226	540	236	335	32
<i>% of Weighted Total:</i>	100.0	43.9	48.5	64.3	10.9	21.0	26.1	36.2	16.7	70.4	17.2	49.7	21.9	9.6	13.6	1.3
<b>B078B: With marijuana</b>																
1. Not at all	27.2	26.3	29.2	23.8	-	25.9	28.3	29.0	25.4	21.6	39.8	-	-	44.5	23.3	27.0
2. A few of the times	23.4	17.3	34.6	34.0	-	27.5	25.3	30.9	5.6	32.6	15.0	-	-	50.0	23.2	4.2
3. Some of the times	9.9	17.2	3.9	8.0	-	2.6	-	11.2	24.0	12.1	8.8	-	-	-	11.5	12.0
4. Most of the times	14.7	23.2	10.3	10.8	-	9.1	34.1	6.3	23.1	19.0	6.2	-	-	-	13.7	30.7
5. Every time	24.8	15.9	22.0	23.3	-	35.0	12.4	22.5	21.8	14.8	30.2	-	-	5.5	28.4	26.1
<i>Item 4300 Subject A01h</i>	<i>N†</i>	71	30	33	46	-	22	10	24	41	18	-	-	10	49	12
<b>B078C: With LSD</b>																
1. Not at all	82.4	85.2	88.1	84.5	-	83.9	88.3	75.2	87.9	86.6	80.1	-	-	100.0	82.4	67.2
2. A few of the times	10.5	9.1	8.3	11.5	-	16.1	-	16.5	-	13.4	-	-	-	-	14.0	5.1
3. Some of the times	1.7	-	3.6	-	-	-	11.7	-	-	-	6.2	-	-	-	-	10.1
4. Most of the times	2.8	1.8	-	-	-	-	-	3.2	8.1	-	4.1	-	-	-	1.2	12.4
5. Every time	2.6	3.9	-	4.0	-	-	-	5.1	4.0	-	9.7	-	-	-	2.5	5.3
<i>Item 4310 Subject A01h</i>	<i>N†</i>	68	30	31	45	-	21	10	23	40	18	-	-	10	47	11
<b>B078D: With psychedelics other than LSD</b>																
1. Not at all	89.4	90.8	91.9	86.8	-	87.0	100.0	85.2	92.0	88.6	88.3	-	-	91.7	91.7	76.7
2. A few of the times	7.6	9.2	5.7	10.2	-	13.0	-	8.0	4.1	9.4	4.4	-	-	-	8.3	10.8
3. Some of the times	-	-	-	-	-	-	-	-	-	-	-	-	-	-	-	-
4. Most of the times	-	-	-	-	-	-	-	-	-	-	-	-	-	-	-	-
5. Every time	3.1	-	2.4	3.1	-	-	-	6.8	3.8	2.0	7.3	-	-	8.3	-	12.6
<i>Item 4320 Subject A01h</i>	<i>N†</i>	69	29	33	45	-	21	10	23	40	18	-	-	10	49	11
<b>B078E: With amphetamines</b>																
1. Not at all	90.2	90.5	94.3	92.3	-	100.0	89.3	91.0	76.3	95.6	82.9	-	-	100.0	90.5	80.4
2. A few of the times	2.6	1.8	1.9	1.4	-	-	-	-	11.9	1.6	-	-	-	-	2.4	6.0
3. Some of the times	3.4	3.8	3.7	2.5	-	-	10.7	-	8.0	2.8	7.1	-	-	-	4.8	-
4. Most of the times	-	-	-	-	-	-	-	-	-	-	-	-	-	-	-	-
5. Every time	3.8	3.9	-	3.8	-	-	-	9.0	3.8	-	10.1	-	-	-	2.4	13.6
<i>Item 4330 Subject A01h</i>	<i>N†</i>	70	30	33	46	-	21	11	23	41	18	-	-	10	50	11
<b>B078F: With quaaludes</b>																
1. Not at all	95.1	96.0	100.0	97.4	-	100.0	100.0	88.2	95.9	100.0	89.5	-	-	100.0	97.6	80.4
2. A few of the times	-	-	-	-	-	-	-	-	-	-	-	-	-	-	-	-
3. Some of the times	0.9	-	-	-	-	-	-	-	4.1	-	-	-	-	-	-	5.6
4. Most of the times	-	-	-	-	-	-	-	-	-	-	-	-	-	-	-	-
5. Every time	4.0	4.0	-	2.6	-	-	-	11.8	-	-	10.5	-	-	-	2.4	14.0
<i>Item 4340 Subject A01h</i>	<i>N†</i>	70	29	33	45	-	21	10	24	40	18	-	-	10	49	11
<b>B078G: With barbiturates</b>																
1. Not at all	92.5	89.7	100.0	93.3	-	100.0	100.0	80.5	95.9	95.5	89.5	-	-	100.0	93.9	80.4
2. A few of the times	2.6	6.2	-	4.0	-	-	-	7.7	-	4.5	-	-	-	-	3.7	-
3. Some of the times	0.9	-	-	-	-	-	-	-	4.1	-	-	-	-	-	-	5.6
4. Most of the times	-	-	-	-	-	-	-	-	-	-	-	-	-	-	-	-
5. Every time	4.0	4.0	-	2.6	-	-	-	11.8	-	-	10.5	-	-	-	2.4	14.0
<i>Item 4350 Subject A01h</i>	<i>N†</i>	70	29	33	45	-	21	10	24	40	18	-	-	10	49	11
<b>B078H: With tranquilizers</b>																
1. Not at all	96.7	98.1	99.5	100.0	-	97.4	100.0	95.3	95.9	99.6	100.0	-	-	100.0	98.5	85.1
2. A few of the times	2.0	1.9	0.5	-	-	2.6	-	0.8	4.1	0.4	-	-	-	-	1.5	6.3
3. Some of the times	-	-	-	-	-	-	-	-	-	-	-	-	-	-	-	-
4. Most of the times	-	-	-	-	-	-	-	-	-	-	-	-	-	-	-	-
5. Every time	1.3	-	-	-	-	-	-	3.9	-	-	-	-	-	-	-	8.6
<i>Item 4360 Subject A01h</i>	<i>N†</i>	68	27	33	43	-	21	10	22	40	16	-	-	10	48	10

†=excludes respondents for whom question was inappropriate.



## MONITORING THE FUTURE

QUESTIONNAIRE FORM 1 1996	TOTAL	SEX		RACE		REGION				COLLEGE PLANS?		ILLICIT DRUG USE: LIFETIME					
		M	F	White	Black	NE	NC	S	W	Yes	No	None	Mari- juana Only	Few Pills	More Pills	Any Her- oin	
<i>N (Weighted No. of Cases):</i>	2466	1084	1197	1587	269	518	643	893	412	1737	425	1226	540	236	335	32	
<i>% of Weighted Total:</i>	100.0	43.9	48.5	64.3	10.9	21.0	26.1	36.2	16.7	70.4	17.2	49.7	21.9	9.6	13.6	1.3	
<b>B079:</b> What have been the most important reasons for your taking cocaine? (Mark all that apply.)																	
A. To experiment—to see what it's like	73.1	65.3	77.1	79.3	-	76.7	89.0	79.7	47.9	76.4	63.9	-	-	100.0	75.1	47.5	
B. To relax or relieve tension	19.8	16.2	24.2	24.6	-	8.3	49.3	20.7	11.7	24.2	18.2	-	-	13.5	18.0	32.2	
C. To feel good or get high	49.3	48.4	46.1	47.8	-	52.6	29.1	50.5	57.7	47.1	54.9	-	-	13.5	51.1	69.6	
D. To seek deeper insights and understanding	12.4	14.7	7.7	13.1	-	5.9	20.8	11.6	15.5	13.7	7.5	-	-	6.0	12.9	15.4	
E. To have a good time with my friends	35.5	35.3	32.2	31.1	-	37.3	33.1	25.2	49.8	31.1	43.8	-	-	-	42.1	36.3	
F. To fit in with a group I like	2.4	1.7	1.7	2.5	-	5.4	-	-	3.7	1.3	3.6	-	-	-	2.2	4.9	
G. To get away from my problems or troubles	14.5	7.7	18.5	18.2	-	16.3	20.8	14.7	7.7	17.3	12.0	-	-	-	15.5	21.6	
H. Because of boredom, nothing else to do	21.6	28.3	16.6	21.3	-	18.5	10.6	30.9	19.8	19.4	33.5	-	-	-	23.8	28.8	
I. Because of anger or frustration	16.9	11.1	20.4	17.0	-	13.6	30.8	16.0	12.3	18.1	23.4	-	-	-	16.6	31.0	
J. To get through the day	9.8	13.8	4.5	7.1	-	2.7	-	16.6	15.8	5.6	20.7	-	-	-	9.8	17.4	
K. To increase the effects of some other drug(s)	23.1	24.2	17.4	22.8	-	25.7	39.2	13.6	22.3	20.5	29.2	-	-	6.2	21.4	43.1	
L. To decrease (offset) the effects of some other drug(s)	3.2	4.0	-	2.2	-	2.0	-	-	11.4	3.0	3.6	-	-	-	2.5	4.9	
M. To stay awake	20.1	29.1	10.3	16.4	-	18.5	10.3	16.0	35.0	21.2	26.0	-	-	-	16.0	52.2	
N. To get more energy	21.2	27.9	14.3	18.5	-	22.0	-	16.8	41.5	28.0	10.2	-	-	-	21.3	36.8	
O. Because I am "hooked"—I have to have it	12.8	17.4	5.3	11.0	-	7.9	10.3	16.0	16.0	6.1	32.2	-	-	-	7.0	45.7	
<i>Item 4370-4510 Subject A06a</i>	<i>N†</i>	70	30	32	45	-	20	11	23	16	41	16	-	-	9	49	12
<b>B080:</b> When you take cocaine, how high do you usually get?																	
1. Not at all high	4.3	3.7	5.9	4.0	-	-	10.3	3.2	7.8	2.8	-	-	-	-	6.2	-	
2. A little high	13.8	18.5	11.3	14.6	-	16.0	27.2	3.4	16.4	9.1	23.6	-	-	25.8	14.2	-	
3. Moderately high	48.7	44.8	52.1	50.8	-	36.0	34.0	67.5	49.4	58.4	28.8	-	-	45.9	51.0	42.8	
4. Very high	25.7	21.0	25.8	20.0	-	28.8	28.5	20.8	26.5	23.3	32.6	-	-	13.4	21.5	54.0	
5. I don't take it to get high	7.5	12.0	4.9	10.5	-	19.2	-	5.1	-	6.4	15.0	-	-	14.9	7.1	3.2	
<i>Item 4520 Subject A01e</i>	<i>N†</i>	73	31	34	48	-	22	11	23	16	42	18	-	-	10	51	12
<b>B081:</b> When you take cocaine, how long do you usually stay high?																	
1. Usually don't get high	5.3	1.6	10.0	4.7	-	6.9	-	3.2	10.6	-	9.6	-	-	-	6.9	3.2	
2. One to two hours	52.8	58.8	46.6	51.5	-	40.3	71.8	51.1	55.5	60.3	36.4	-	-	84.9	51.6	37.5	
3. Three to six hours	23.4	16.4	34.0	29.8	-	35.0	7.9	33.7	6.8	27.5	17.0	-	-	10.7	27.2	14.7	
4. Seven to 24 hours	11.7	15.0	9.5	7.2	-	17.8	10.0	-	23.4	9.2	22.3	-	-	4.4	9.4	26.3	
5. More than 24 hours	6.7	8.2	-	6.8	-	-	10.3	12.0	3.7	3.0	14.7	-	-	-	4.9	18.3	
<i>Item 4530 Subject A01f</i>	<i>N†</i>	68	28	32	43	-	17	11	23	16	38	17	-	-	8	47	12
<b>B082:</b> Have you ever tried to stop using cocaine and found that you couldn't stop?																	
1. Yes	7.2	3.9	7.5	5.4	-	4.2	-	8.2	14.9	2.9	3.2	-	-	-	7.5	12.1	
2. No	92.8	96.1	92.5	94.6	-	95.8	100.0	91.8	85.1	97.1	96.8	-	-	100.0	92.5	87.9	
<i>Item 4540 Subject A01i</i>	<i>N†</i>	72	31	34	47	-	21	11	23	16	41	18	-	-	10	50	12
<b>B083:</b> What forms of cocaine have you used? (Mark all that apply.)																	
A. Cocaine powder	88.7	97.5	83.7	85.4	-	79.4	85.1	92.6	97.8	85.6	100.0	-	-	82.4	89.6	92.8	
B. "Crack" or "rock"	32.5	49.9	16.0	23.3	-	14.6	59.9	24.4	47.8	27.9	49.2	-	-	22.9	26.6	64.8	
C. "Freebase" or "base"	27.0	39.7	16.5	29.1	-	26.7	37.1	25.4	22.6	29.4	39.0	-	-	33.0	19.8	52.3	
D. Coca paste	11.4	14.2	4.5	7.1	-	3.7	36.5	8.6	7.7	2.8	34.2	-	-	19.1	4.8	28.9	
<i>Item 4531-4534 Subject A01l</i>	<i>N†</i>	71	29	34	47	-	21	11	22	16	41	17	-	-	10	49	12
<b>B084:</b> What methods have you used for taking cocaine? (Mark all that apply.)																	
A. Sniffing or "snorting"	70.9	81.5	60.7	71.2	-	55.8	53.5	85.2	81.6	73.1	74.5	-	-	47.2	70.6	90.6	
B. Smoking	63.4	73.3	56.4	61.4	-	64.4	92.1	41.8	73.1	60.6	78.6	-	-	68.2	58.6	79.0	
C. Injection	11.3	15.8	3.8	7.7	-	5.0	34.4	8.3	7.7	4.9	31.3	-	-	19.1	4.7	32.3	
D. Inhaling fumes	17.8	30.7	4.5	16.2	-	8.7	20.2	19.8	24.9	18.7	26.1	-	-	18.3	10.1	49.2	
E. By mouth	20.6	35.4	5.8	20.2	-	13.8	37.5	27.2	7.7	14.1	45.1	-	-	19.1	16.5	38.2	
F. Other	10.8	19.8	2.7	10.2	-	4.5	26.5	16.1	-	8.4	24.2	-	-	19.1	9.5	9.4	
<i>Item 4550-4590 Subject A05d</i>	<i>N†</i>	71	30	34	46	-	21	11	23	16	42	17	-	-	10	49	12

†=excludes respondents for whom question was inappropriate.



# DESCRIPTIVE RESULTS: 1996

75

QUESTIONNAIRE FORM 1 1996	TOTAL	SEX		RACE		REGION				COLLEGE PLANS?		ILLICIT DRUG USE: LIFETIME				
		M	F	White	Black	NE	NC	S	W	Yes	No	None	Mari- juana Only	Few Pills	More Pills	Any Her- oin
<i>N (Weighted No. of Cases):</i> <i>% of Weighted Total:</i>	2466 100.0	1084 43.9	1197 48.5	1587 64.3	269 10.9	518 21.0	643 26.1	893 36.2	412 16.7	1737 70.4	425 17.2	1226 49.7	540 21.9	236 9.6	335 13.6	32 1.3
<b>B085:</b> Do you think you will be using cocaine five years from now?																
1. I definitely will	0.5	0.6	0.1	0.2	1.7	0.1	0.7	0.6	0.7	0.3	1.5	0.3	0.5	1.1	0.4	10.8
2. I probably will	0.5	0.4	0.5	0.2	0.8	0.7	0.4	0.5	0.7	0.4	1.1	-	0.5	-	2.0	14.4
3. I probably will not	7.0	7.4	6.3	6.1	2.3	10.5	3.9	5.9	9.5	6.8	5.5	3.4	5.6	14.3	15.9	29.2
4. I definitely will not	91.9	91.6	93.1	93.5	95.2	88.7	95.0	92.9	89.1	92.5	91.9	96.3	93.5	84.5	81.7	45.6
<i>Item 4600 Subject A04a</i>	<i>N 2300</i>	<i>1042</i>	<i>1182</i>	<i>1550</i>	<i>256</i>	<i>476</i>	<i>605</i>	<i>817</i>	<i>402</i>	<i>1706</i>	<i>407</i>	<i>1194</i>	<i>509</i>	<i>225</i>	<i>301</i>	<i>30</i>
The next questions are about HEROIN.																
<b>B086:</b> On how many occasions (if any) have you taken heroin . . .																
<b>B086A:</b> . . . in your lifetime?																
1. 0 occasions	98.6	98.6	99.1	99.1	98.7	99.0	98.4	98.7	98.3	99.2	97.6	100.0	100.0	100.0	100.0	-
2. 1-2	0.7	1.0	0.5	0.7	-	0.5	1.0	0.5	1.1	0.6	1.0	-	-	-	-	53.8
3. 3-5	0.2	0.2	0.2	0.1	-	0.2	0.2	0.2	-	0.1	0.7	-	-	-	-	13.4
4. 6-9	0.1	-	-	-	0.3	-	0.2	0.1	-	-	0.2	-	-	-	-	6.1
5. 10-19	0.1	*	0.1	*	-	0.1	-	-	0.2	0.1	-	-	-	-	-	3.7
6. 20-39	0.1	0.2	-	-	0.5	0.1	0.2	0.1	-	*	0.3	-	-	-	-	7.4
7. 40 or more	0.2	-	0.2	0.1	0.5	0.1	-	0.4	0.3	0.1	0.2	-	-	-	-	15.6
<i>Item 1100 Subject A01a</i>	<i>N 2286</i>	<i>1041</i>	<i>1166</i>	<i>1552</i>	<i>251</i>	<i>479</i>	<i>604</i>	<i>813</i>	<i>389</i>	<i>1691</i>	<i>408</i>	<i>1189</i>	<i>503</i>	<i>227</i>	<i>299</i>	<i>32</i>
<b>B086B:</b> . . . during the last 12 months?																
1. 0 occasions	99.2	99.2	99.6	99.5	98.4	99.6	99.1	99.1	99.2	99.6	98.1	100.0	100.0	100.0	100.0	43.6
2. 1-2	0.4	0.5	0.3	0.4	0.3	0.1	0.6	0.5	0.3	0.2	1.2	-	-	-	-	29.9
3. 3-5	0.1	0.1	0.1	0.1	-	0.2	-	-	0.2	0.1	-	-	-	-	-	5.1
4. 6-9	0.1	-	-	-	0.3	-	0.2	0.1	-	-	0.2	-	-	-	-	6.0
5. 10-19	*	*	-	-	-	-	-	0.1	-	*	-	-	-	-	-	1.4
6. 20-39	0.1	0.1	-	-	0.5	-	0.2	-	0.2	-	0.3	-	-	-	-	5.7
7. 40 or more	0.1	-	*	*	0.5	0.1	-	0.2	0.2	0.1	0.2	-	-	-	-	8.4
<i>Item 1110 Subject A01b</i>	<i>N 2290</i>	<i>1044</i>	<i>1166</i>	<i>1552</i>	<i>253</i>	<i>480</i>	<i>604</i>	<i>815</i>	<i>390</i>	<i>1691</i>	<i>409</i>	<i>1189</i>	<i>504</i>	<i>227</i>	<i>301</i>	<i>32</i>
<b>B086C:</b> . . . during the last 30 days?																
1. 0 occasions	99.6	99.6	100.0	99.9	98.4	99.8	99.6	99.4	99.7	99.8	99.3	100.0	100.0	100.0	100.0	72.3
2. 1-2	0.2	0.2	-	0.1	0.3	0.1	0.2	0.2	0.2	0.1	-	-	-	-	-	12.0
3. 3-5	*	*	-	-	-	-	-	0.1	-	*	-	-	-	-	-	1.4
4. 6-9	0.1	-	-	*	0.3	-	-	0.1	0.2	-	0.3	-	-	-	-	4.1
5. 10-19	0.1	0.1	-	-	0.5	-	0.2	-	-	-	0.3	-	-	-	-	3.7
6. 20-39	-	-	-	-	-	-	-	-	-	-	-	-	-	-	-	-
7. 40 or more	0.1	-	*	-	0.5	0.1	-	0.2	-	0.1	0.1	-	-	-	-	6.6
<i>Item 1120 Subject A01c</i>	<i>N 2289</i>	<i>1044</i>	<i>1166</i>	<i>1552</i>	<i>252</i>	<i>480</i>	<i>604</i>	<i>814</i>	<i>390</i>	<i>1692</i>	<i>409</i>	<i>1189</i>	<i>504</i>	<i>227</i>	<i>301</i>	<i>32</i>
The next questions are about NARCOTICS OTHER THAN HEROIN, which are sometimes prescribed by doctors. Drugstores are not supposed to sell them without a prescription. These include: Methadone, Codeine, Talwin, Morphine, Opium, Demerol, Laudanum, Paregoric.																
<b>B087:</b> Have you ever taken any narcotics other than heroin because a doctor told you to use them?																
1. No	86.3	89.0	84.3	83.7	95.2	85.7	85.4	86.8	87.4	85.8	88.0	89.4	90.9	73.1	75.7	77.3
2. Yes, but I had already tried them on my own	1.2	1.1	1.0	1.2	0.5	2.2	1.2	0.9	1.0	0.5	2.3	0.1	-	0.9	6.7	17.8
3. Yes, and it was the first time I took any	12.5	9.9	14.7	15.2	4.3	12.2	13.5	12.3	11.6	13.7	9.7	10.5	9.1	26.0	17.7	4.9
<i>Item 5020 Subject A01j</i>	<i>N 2269</i>	<i>1036</i>	<i>1163</i>	<i>1550</i>	<i>246</i>	<i>473</i>	<i>603</i>	<i>802</i>	<i>392</i>	<i>1686</i>	<i>397</i>	<i>1175</i>	<i>506</i>	<i>226</i>	<i>297</i>	<i>29</i>
<b>B088:</b> On how many occasions (if any) have you taken narcotics other than heroin on your own—that is, without a doctor telling you to take them . . .																

\*=less than .05 percent.



## MONITORING THE FUTURE

QUESTIONNAIRE FORM 1 1996	TOTAL	SEX		RACE		REGION				COLLEGE PLANS?		ILLICIT DRUG USE: LIFETIME				
		M	F	White	Black	NE	NC	S	W	Yes	No	None	Mari- juana Only	Few Pills	More Pills	Any Her- oin
<i>N (Weighted No. of Cases):</i>	2466	1084	1197	1587	269	518	643	893	412	1737	425	1226	540	236	335	32
<i>% of Weighted Total:</i>	100.0	43.9	48.5	64.3	10.9	21.0	26.1	36.2	16.7	70.4	17.2	49.7	21.9	9.6	13.6	1.3
<b>B088A: . . . in your lifetime?</b>																
1. 0 occasions	92.6	92.0	94.0	91.8	97.3	91.0	94.5	92.5	92.1	93.3	92.5	100.0	100.0	77.9	67.1	35.1
2. 1-2	3.7	3.9	3.5	4.3	0.9	5.5	3.0	3.2	3.5	3.8	3.3	-	-	22.1	9.8	14.7
3. 3-5	1.6	2.4	0.8	1.8	0.6	1.6	1.4	1.4	2.1	1.1	2.0	-	-	-	10.9	9.5
4. 6-9	0.7	0.6	0.4	0.7	0.3	1.0	0.3	1.0	0.5	0.6	0.3	-	-	-	4.3	11.4
5. 10-19	0.4	0.1	0.6	0.6	-	0.2	0.1	0.9	0.2	0.5	-	-	-	-	3.0	2.5
6. 20-39	0.3	0.3	0.2	0.2	0.5	0.3	0.8	-	-	*	1.3	-	-	-	1.5	3.9
7. 40 or more	0.8	0.8	0.4	0.6	0.3	0.4	-	1.1	1.6	0.6	0.5	-	-	-	3.4	23.0
<i>Item 1130 Subject A01a</i>	<i>N</i> 2275	1038	1161	1546	249	477	602	807	389	1687	402	1185	503	224	297	31
<b>B088B: . . . during the last 12 months?</b>																
1. 0 occasions	95.6	95.2	96.8	95.1	99.2	94.9	96.3	95.2	96.3	96.3	95.2	100.0	100.0	92.6	77.1	49.8
2. 1-2	2.5	3.2	1.7	3.0	0.2	2.7	3.0	2.3	1.7	2.1	2.7	-	-	7.4	11.0	21.6
3. 3-5	0.5	0.5	0.5	0.6	-	0.9	0.2	0.5	0.5	0.4	0.6	-	-	-	3.6	2.5
4. 6-9	0.7	0.3	0.6	0.8	0.3	0.9	0.4	1.2	-	0.6	0.7	-	-	-	4.6	8.3
5. 10-19	0.1	*	0.2	*	-	0.3	0.1	-	0.3	0.1	0.3	-	-	-	1.1	-
6. 20-39	0.4	0.8	-	0.3	-	-	-	0.6	1.0	0.4	0.3	-	-	-	1.8	10.4
7. 40 or more	0.2	-	0.2	0.2	0.3	0.3	-	0.3	0.2	0.2	0.1	-	-	-	0.6	7.5
<i>Item 1140 Subject A01b</i>	<i>N</i> 2279	1040	1162	1547	251	478	604	808	390	1689	403	1185	506	224	298	31
<b>B088C: . . . during the last 30 days?</b>																
1. 0 occasions	98.2	98.1	98.8	98.2	99.4	98.5	99.0	97.3	98.4	98.4	98.3	100.0	100.0	97.3	91.5	68.0
2. 1-2	1.0	1.1	1.1	1.2	-	1.0	0.7	1.6	0.3	1.0	0.9	-	-	2.7	5.2	7.4
3. 3-5	0.4	0.3	0.1	0.2	-	0.5	0.2	0.1	1.0	0.3	0.2	-	-	-	1.4	14.5
4. 6-9	*	-	-	-	0.3	-	-	0.1	-	-	0.2	-	-	-	-	2.4
5. 10-19	0.3	0.6	-	0.3	-	-	0.1	0.6	0.2	0.3	0.3	-	-	-	2.0	-
6. 20-39	-	-	-	-	-	-	-	-	-	-	-	-	-	-	-	-
7. 40 or more	0.1	-	-	*	0.3	-	-	0.2	0.2	0.1	0.1	-	-	-	-	7.7
<i>Item 1150 Subject A01c</i>	<i>N</i> 2278	1041	1161	1548	250	477	605	808	388	1687	404	1186	505	224	297	30
IF YOU HAVE NOT TAKEN NARCOTICS OTHER THAN HEROIN IN THE LAST TWELVE MONTHS, GO TO Q.B097.																
THE FOLLOWING QUESTIONS REFER ONLY TO TAKING NARCOTICS OTHER THAN HEROIN WITHOUT A DOCTOR'S ORDERS. IF YOU HAVE NOT DONE THIS IN THE LAST TWELVE MONTHS, GO TO Q.B097.																
<b>B089: When you used narcotics other than heroin during the last year, how often did you use them in each of the following situations?</b>																
<b>B089A: When you were alone</b>																
1. Not at all	58.1	72.3	45.7	65.5	35.4	48.3	81.8	62.1	26.6	56.3	63.6	-	-	88.0	56.5	35.1
2. A few of the times	20.8	5.8	36.2	16.7	23.2	29.4	15.3	17.8	22.1	20.3	22.3	-	-	10.5	24.0	17.6
3. Some of the times	13.9	20.1	6.1	10.8	41.5	10.5	-	16.8	35.1	17.3	8.7	-	-	-	12.0	36.2
4. Most of the times	2.1	1.3	2.0	1.8	-	-	2.9	-	10.9	2.1	4.0	-	-	-	2.0	4.5
5. Every time	5.1	0.5	10.0	5.3	-	11.8	-	3.3	5.4	3.9	1.4	-	-	1.5	5.5	6.7
<i>Item 5030 Subject A05a</i>	<i>N†</i> 83	40	31	63	2	21	18	32	11	54	15	-	-	13	56	13
<b>B089B: With just 1 or 2 other people</b>																
1. Not at all	27.7	20.2	41.6	34.3	-	36.4	21.4	31.5	10.7	37.1	4.6	-	-	60.9	25.9	-
2. A few of the times	28.8	23.8	34.3	27.5	35.4	30.2	19.1	31.1	36.5	27.1	29.5	-	-	8.6	32.6	33.2
3. Some of the times	12.6	14.3	12.2	13.7	64.6	10.3	9.8	20.1	-	14.3	16.8	-	-	3.7	14.9	11.5
4. Most of the times	16.7	21.4	3.2	9.9	-	10.4	16.3	11.3	45.8	10.5	29.9	-	-	12.1	13.6	35.8
5. Every time	14.2	20.3	8.6	14.6	-	12.8	33.5	6.0	7.0	11.0	19.2	-	-	14.8	13.0	19.4
<i>Item 5040 Subject A05b</i>	<i>N†</i> 84	41	31	64	2	22	19	32	11	54	16	-	-	13	58	13
<b>B089C: At a party</b>																
1. Not at all	51.1	52.4	59.8	58.2	23.2	57.6	67.3	46.6	23.1	56.3	49.3	-	-	75.8	54.9	11.4
2. A few of the times	20.1	12.2	21.3	18.9	-	25.3	20.9	17.3	16.9	15.8	12.8	-	-	8.6	23.4	15.0
3. Some of the times	8.6	8.3	7.1	6.5	76.8	5.1	-	17.2	5.8	9.4	8.6	-	-	12.1	5.2	20.4
4. Most of the times	7.1	9.9	6.1	6.9	-	5.1	11.9	3.6	12.6	3.1	22.3	-	-	3.6	6.9	11.5
5. Every time	13.0	17.2	5.7	9.5	-	7.0	-	15.2	41.6	15.5	7.0	-	-	-	9.6	41.7
<i>Item 5050 Subject A05c</i>	<i>N†</i> 84	41	31	64	2	22	19	32	11	54	16	-	-	13	58	13

\* = less than .05 percent. † = excludes respondents for whom question was inappropriate.



QUESTIONNAIRE FORM 1 1996	TOTAL	SEX		RACE		REGION				COLLEGE PLANS?		ILLICIT DRUG USE: LIFETIME					
		M	F	White	Black	NE	NC	S	W	Yes	No	None	Mari- juana Only	Few Pills	More Pills	Any Her- oin	
<i>N (Weighted No. of Cases):</i>	2466	1084	1197	1587	269	518	643	893	412	1737	425	1226	540	236	335	32	
<i>% of Weighted Total:</i>	100.0	43.9	48.5	64.3	10.9	21.0	26.1	36.2	16.7	70.4	17.2	49.7	21.9	9.6	13.6	1.3	
<b>B089D:</b> When your date or spouse was present																	
1. Not at all	72.5	71.5	81.7	78.2	23.2	76.8	87.6	66.9	53.6	70.6	73.3	-	-	84.3	78.0	36.2	
2. A few of the times	9.9	9.9	7.3	5.9	-	13.3	2.7	5.2	29.4	12.6	-	-	-	-	7.8	28.7	
3. Some of the times	4.3	3.8	1.7	3.3	41.5	2.5	-	7.6	5.8	5.5	-	-	-	12.1	0.9	11.6	
4. Most of the times	5.7	5.0	4.5	4.0	35.4	2.7	7.3	5.0	11.2	1.1	26.7	-	-	-	4.5	16.9	
5. Every time	7.6	9.7	4.8	8.6	-	4.7	2.5	15.2	-	10.2	-	-	-	3.6	8.7	6.7	
<i>Item 5060 Subject A05b</i>	<i>N†</i>	<i>84</i>	<i>41</i>	<i>31</i>	<i>64</i>	<i>2</i>	<i>21</i>	<i>19</i>	<i>32</i>	<i>11</i>	<i>54</i>	<i>16</i>	<i>-</i>	<i>-</i>	<i>13</i>	<i>58</i>	<i>13</i>
<b>B089E:</b> When people over age 30 were present																	
1. Not at all	58.9	59.6	56.1	60.7	-	70.9	79.6	41.6	49.2	50.4	66.8	-	-	48.7	64.9	40.7	
2. A few of the times	25.2	23.5	31.2	25.4	-	15.1	17.9	31.3	39.9	31.7	16.6	-	-	37.0	20.3	35.4	
3. Some of the times	11.4	14.4	8.9	11.8	41.5	7.3	-	21.2	10.9	13.8	11.9	-	-	3.3	13.5	11.5	
4. Most of the times	1.1	-	2.9	-	23.2	1.9	2.5	-	-	1.6	-	-	-	3.4	0.7	-	
5. Every time	3.5	2.5	0.9	2.1	35.4	4.8	-	5.9	-	2.5	4.7	-	-	7.6	0.5	12.4	
<i>Item 5070 Subject A05b</i>	<i>N†</i>	<i>86</i>	<i>42</i>	<i>31</i>	<i>65</i>	<i>2</i>	<i>22</i>	<i>19</i>	<i>32</i>	<i>11</i>	<i>56</i>	<i>16</i>	<i>-</i>	<i>-</i>	<i>14</i>	<i>58</i>	<i>13</i>
<b>B089F:</b> During the daytime (before 4:00 p.m.)																	
1. Not at all	41.9	47.1	40.8	43.2	-	42.2	68.3	30.7	28.1	36.9	55.7	-	-	55.1	42.2	25.5	
2. A few of the times	38.7	35.9	45.2	40.7	23.2	37.8	26.5	44.3	45.1	42.1	31.9	-	-	37.0	37.7	46.0	
3. Some of the times	12.9	12.7	9.1	10.0	41.5	15.0	-	16.1	21.7	15.3	4.0	-	-	-	16.2	11.6	
4. Most of the times	2.8	1.7	3.4	3.7	-	5.0	2.7	0.6	5.2	2.9	3.7	-	-	-	3.1	4.5	
5. Every time	3.7	2.5	1.5	2.4	35.4	-	2.5	8.3	-	2.8	4.7	-	-	7.9	0.8	12.4	
<i>Item 5080 Subject A05c</i>	<i>N†</i>	<i>84</i>	<i>41</i>	<i>31</i>	<i>64</i>	<i>2</i>	<i>21</i>	<i>19</i>	<i>32</i>	<i>11</i>	<i>54</i>	<i>16</i>	<i>-</i>	<i>-</i>	<i>13</i>	<i>58</i>	<i>13</i>
<b>B089G:</b> At your home (or apartment or dorm)																	
1. Not at all	42.8	55.4	33.8	45.3	-	37.1	83.0	29.3	23.9	34.4	58.4	-	-	39.4	46.0	30.4	
2. A few of the times	26.9	14.4	40.4	27.1	-	30.6	4.6	39.7	21.7	30.4	19.1	-	-	37.1	25.9	21.4	
3. Some of the times	12.0	19.4	1.7	12.5	41.5	2.4	7.3	20.1	16.3	13.7	12.9	-	-	11.1	12.5	11.6	
4. Most of the times	8.9	6.5	9.7	6.3	23.2	11.5	2.5	4.3	27.7	12.2	3.7	-	-	3.4	6.8	24.3	
5. Every time	9.3	4.2	14.5	8.8	35.4	18.4	2.7	6.6	10.5	9.3	5.9	-	-	9.0	8.8	12.4	
<i>Item 5090 Subject A05c</i>	<i>N†</i>	<i>85</i>	<i>42</i>	<i>31</i>	<i>65</i>	<i>2</i>	<i>22</i>	<i>19</i>	<i>32</i>	<i>11</i>	<i>56</i>	<i>16</i>	<i>-</i>	<i>-</i>	<i>14</i>	<i>58</i>	<i>13</i>
<b>B089H:</b> At school																	
1. Not at all	60.7	66.0	68.3	65.2	23.2	73.9	89.4	40.3	45.1	51.5	83.7	-	-	76.4	62.7	34.9	
2. A few of the times	21.5	12.0	28.7	23.9	-	15.8	10.6	35.6	11.3	30.0	3.9	-	-	15.7	23.0	21.8	
3. Some of the times	10.3	13.2	1.7	8.3	41.5	8.4	-	15.8	15.9	11.0	4.0	-	-	-	13.6	6.7	
4. Most of the times	4.3	6.2	1.3	0.9	-	2.0	-	-	27.7	5.5	3.7	-	-	-	0.7	24.3	
5. Every time	3.1	2.5	-	1.6	35.4	-	-	8.3	-	1.9	4.7	-	-	7.9	-	12.4	
<i>Item 5100 Subject A05c</i>	<i>N†</i>	<i>84</i>	<i>41</i>	<i>31</i>	<i>64</i>	<i>2</i>	<i>21</i>	<i>19</i>	<i>32</i>	<i>11</i>	<i>54</i>	<i>16</i>	<i>-</i>	<i>-</i>	<i>13</i>	<i>58</i>	<i>13</i>
<b>B089I:</b> In a car																	
1. Not at all	68.9	56.7	91.2	70.1	23.2	81.6	63.6	67.0	58.9	70.7	53.7	-	-	72.6	74.0	42.6	
2. A few of the times	17.1	22.1	7.1	15.4	-	12.9	24.5	7.3	41.1	16.4	23.2	-	-	8.6	15.4	33.6	
3. Some of the times	10.8	18.5	1.7	12.8	41.5	5.4	7.3	20.1	-	13.0	12.8	-	-	12.1	10.3	11.5	
4. Most of the times	0.2	0.5	-	0.3	-	-	-	0.6	-	-	-	-	-	-	0.3	-	
5. Every time	3.0	2.2	-	1.4	35.4	-	4.6	5.0	-	-	10.3	-	-	6.8	-	12.4	
<i>Item 5120 Subject A05c</i>	<i>N†</i>	<i>84</i>	<i>41</i>	<i>31</i>	<i>64</i>	<i>2</i>	<i>21</i>	<i>19</i>	<i>32</i>	<i>11</i>	<i>54</i>	<i>16</i>	<i>-</i>	<i>-</i>	<i>13</i>	<i>58</i>	<i>13</i>
<b>B090:</b> How many of the times when you used narcotics other than heroin during the last year did you use them along with each of the following drugs—that is, so that their effects overlapped?																	
<b>B090A:</b> With alcohol																	
1. Not at all	59.8	57.5	71.1	64.3	71.8	60.0	66.1	65.7	31.8	65.7	52.5	-	-	92.1	59.2	21.2	
2. A few of the times	16.0	13.9	11.0	14.5	-	23.0	18.3	11.5	11.3	9.9	28.5	-	-	7.9	17.4	20.7	
3. Some of the times	8.3	5.0	11.0	7.9	28.2	10.0	6.9	7.2	10.5	6.1	12.3	-	-	-	9.7	12.1	
4. Most of the times	4.2	8.5	-	1.6	-	4.6	-	-	22.5	6.5	-	-	-	-	1.8	20.8	
5. Every time	11.7	15.0	7.0	11.7	-	2.4	8.8	15.7	23.9	11.8	6.7	-	-	-	12.0	25.2	
<i>Item 5130 Subject A01h</i>	<i>N†</i>	<i>87</i>	<i>42</i>	<i>33</i>	<i>65</i>	<i>3</i>	<i>22</i>	<i>20</i>	<i>32</i>	<i>11</i>	<i>56</i>	<i>17</i>	<i>-</i>	<i>-</i>	<i>14</i>	<i>59</i>	<i>12</i>

†=excludes respondents for whom question was inappropriate.



## MONITORING THE FUTURE

QUESTIONNAIRE FORM 1 1996	TOTAL	SEX		RACE		REGION				COLLEGE PLANS?		ILLICIT DRUG USE: LIFETIME					
		M	F	White	Black	NE	NC	S	W	Yes	No	None	Mari- juana Only	Few Pills	More Pills	Any Her- oin	
<i>N (Weighted No. of Cases):</i>	2466	1084	1197	1587	269	518	643	893	412	1737	425	1226	540	236	335	32	
<i>% of Weighted Total:</i>	100.0	43.9	48.5	64.3	10.9	21.0	26.1	36.2	16.7	70.4	17.2	49.7	21.9	9.6	13.6	1.3	
<b>B090B:</b> With marijuana																	
1. Not at all	43.8	26.1	70.2	43.0	100.0	45.9	25.0	56.5	37.2	56.5	18.1	-	-	71.3	40.4	18.4	
2. A few of the times	17.7	19.1	11.4	19.3	-	16.9	25.1	15.9	11.3	17.3	13.3	-	-	19.1	16.7	23.1	
3. Some of the times	11.1	11.9	7.7	10.9	-	13.2	18.3	7.3	5.1	2.8	30.4	-	-	6.3	13.6	5.9	
4. Most of the times	8.0	13.3	3.5	5.1	-	9.8	-	4.4	28.0	9.3	5.5	-	-	-	5.8	31.9	
5. Every time	19.4	29.5	7.2	21.7	-	14.1	31.6	15.8	18.3	14.2	32.7	-	-	3.3	23.6	20.6	
<i>Item 5140 Subject A01h</i>	<i>N†</i>	84	42	32	65	0	22	19	31	11	55	16	-	-	14	58	11
<b>B090C:</b> With LSD																	
1. Not at all	96.1	99.2	97.6	98.5	39.6	100.0	100.0	96.1	82.4	96.6	91.6	-	-	100.0	99.4	72.5	
2. A few of the times	1.2	0.8	-	0.5	-	-	-	1.1	5.8	1.9	-	-	-	-	0.6	6.6	
3. Some of the times	1.9	-	2.4	-	60.4	-	-	2.8	6.7	1.5	4.7	-	-	-	-	15.1	
4. Most of the times	-	-	-	-	-	-	-	-	-	-	-	-	-	-	-	-	
5. Every time	0.8	-	-	1.0	-	-	-	-	5.1	-	3.7	-	-	-	-	5.9	
<i>Item 5150 Subject A01h</i>	<i>N†</i>	78	38	32	60	1	21	19	26	11	51	16	-	-	14	52	10
<b>B090D:</b> With psychedelics other than LSD																	
1. Not at all	97.2	100.0	97.6	100.0	39.6	100.0	100.0	97.0	87.5	97.1	95.5	-	-	100.0	100.0	79.7	
2. A few of the times	0.9	-	-	-	-	-	-	-	5.8	1.3	-	-	-	-	-	6.2	
3. Some of the times	-	-	-	-	-	-	-	-	-	-	-	-	-	-	-	-	
4. Most of the times	2.0	-	2.4	-	60.4	-	-	3.0	6.7	1.6	4.5	-	-	-	-	14.2	
5. Every time	-	-	-	-	-	-	-	-	-	-	-	-	-	-	-	-	
<i>Item 5160 Subject A01h</i>	<i>N†</i>	77	38	32	59	1	21	19	25	11	49	17	-	-	14	51	11
<b>B090E:</b> With amphetamines																	
1. Not at all	90.2	93.3	94.3	98.1	100.0	100.0	100.0	88.3	59.9	87.7	100.0	-	-	100.0	96.6	45.2	
2. A few of the times	4.4	-	3.3	1.9	-	-	-	8.4	10.9	5.7	-	-	-	-	3.4	15.8	
3. Some of the times	1.0	-	2.4	-	-	-	-	-	6.7	1.5	-	-	-	-	-	7.1	
4. Most of the times	3.3	6.7	-	-	-	-	-	-	22.5	5.1	-	-	-	-	-	23.9	
5. Every time	1.1	-	-	-	-	-	-	3.3	-	-	-	-	-	-	-	8.1	
<i>Item 5170 Subject A01h</i>	<i>N†</i>	78	38	32	61	0	21	19	26	11	51	16	-	-	14	52	11
<b>B090F:</b> With quaaludes																	
1. Not at all	90.6	87.6	97.6	91.7	39.6	100.0	100.0	77.0	92.9	90.8	95.5	-	-	100.0	90.5	77.0	
2. A few of the times	1.5	2.8	-	1.9	-	-	-	4.0	-	-	-	-	-	-	2.2	-	
3. Some of the times	-	-	-	-	-	-	-	-	-	-	-	-	-	-	-	-	
4. Most of the times	0.9	-	-	-	60.4	-	-	2.5	-	-	4.5	-	-	-	-	7.1	
5. Every time	7.0	9.6	2.4	6.4	-	-	-	16.5	7.1	9.2	-	-	-	-	7.3	15.8	
<i>Item 5180 Subject A01h</i>	<i>N†</i>	80	42	32	63	1	21	19	30	11	52	17	-	-	14	55	10
<b>B090G:</b> With barbiturates																	
1. Not at all	88.9	89.9	89.8	91.4	39.6	92.4	100.0	78.9	92.6	85.9	95.5	-	-	100.0	89.0	68.0	
2. A few of the times	3.4	-	8.5	1.7	-	5.1	-	3.3	7.4	5.3	-	-	-	-	3.0	12.6	
3. Some of the times	0.9	-	-	-	60.4	-	-	2.3	-	-	4.5	-	-	-	-	8.9	
4. Most of the times	-	-	-	-	-	-	-	-	-	-	-	-	-	-	-	-	
5. Every time	6.7	10.1	1.6	7.0	-	2.5	-	15.5	-	8.8	-	-	-	-	8.1	10.5	
<i>Item 5190 Subject A01h</i>	<i>N†</i>	80	40	32	65	1	21	19	32	8	51	17	-	-	14	56	8
<b>B090H:</b> With tranquilizers																	
1. Not at all	86.5	80.8	94.7	90.1	100.0	94.9	94.8	83.5	66.4	82.0	100.0	-	-	100.0	87.6	62.0	
2. A few of the times	4.0	2.2	5.3	3.1	-	5.1	5.2	-	11.1	5.9	-	-	-	-	4.7	6.1	
3. Some of the times	-	-	-	-	-	-	-	-	-	-	-	-	-	-	-	-	
4. Most of the times	3.4	6.9	-	0.3	-	-	-	0.6	22.5	4.7	-	-	-	-	0.4	23.9	
5. Every time	6.1	10.0	-	6.4	-	-	-	15.8	-	7.3	-	-	-	-	7.3	8.1	
<i>Item 5200 Subject A01h</i>	<i>N†</i>	81	40	32	63	0	21	17	31	11	55	14	-	-	13	55	11
<b>B090I:</b> With cocaine																	
1. Not at all	94.7	91.3	100.0	98.9	100.0	97.0	100.0	96.8	76.2	94.8	95.8	-	-	100.0	100.0	62.5	
2. A few of the times	0.8	1.7	-	1.1	-	3.0	-	-	-	-	4.2	-	-	-	-	5.8	
3. Some of the times	-	-	-	-	-	-	-	-	-	-	-	-	-	-	-	-	
4. Most of the times	3.3	7.0	-	-	-	-	-	-	23.8	5.2	-	-	-	-	-	23.7	
5. Every time	1.1	-	-	-	-	-	-	3.2	-	-	-	-	-	-	-	8.0	
<i>Item 5210 Subject A01h</i>	<i>N†</i>	78	37	32	60	1	21	18	28	11	50	15	-	-	14	51	11

†=excludes respondents for whom question was inappropriate.



DESCRIPTIVE RESULTS: 1996

79

QUESTIONNAIRE FORM 1 1996	TOTAL	SEX		RACE		REGION				COLLEGE PLANS?		ILLICIT DRUG USE: LIFETIME				
		M	F	White	Black	NE	NC	S	W	Yes	No	None	Mari- juana Only	Few Pills	More Pills	Any Her- oin
<i>N (Weighted No. of Cases):</i>	2466	1084	1197	1587	269	518	643	893	412	1737	425	1226	540	236	335	32
<i>% of Weighted Total:</i>	100.0	43.9	48.5	64.3	10.9	21.0	26.1	36.2	16.7	70.4	17.2	49.7	21.9	9.6	13.6	1.3
<b>B090J:</b> With heroin																
1. Not at all	70.9	100.0	100.0	76.6	-	100.0	100.0	44.9	80.2	79.7	61.9	-	-	-	-	67.2
2. A few of the times	9.7	-	-	23.4	-	-	-	-	19.8	8.8	16.9	-	-	-	-	11.0
3. Some of the times	12.6	-	-	-	100.0	-	-	35.8	-	11.6	21.2	-	-	-	-	14.2
4. Most of the times	-	-	-	-	-	-	-	-	-	-	-	-	-	-	-	-
5. Every time	6.8	-	-	-	-	-	-	19.3	-	-	-	-	-	-	-	7.7
<i>Item 5220 Subject A01h</i>	<i>N†</i>	13	6	3	2	1	1	5	6	8	3	-	-	-	-	11
<b>B091:</b> What have been the most important reasons for your using narcotics other than heroin without a doctor's orders? (Mark all that apply.)																
A. To experiment—to see what it's like	45.6	54.5	22.4	46.0	44.2	39.5	67.8	38.3	34.8	32.5	57.7	-	-	39.3	45.6	55.6
B. To relax or relieve tension	37.5	43.3	29.2	41.2	-	45.4	34.4	33.9	38.3	35.3	41.0	-	-	20.5	42.4	35.0
C. To feel good or get high	45.4	59.5	24.3	45.9	71.0	49.7	41.0	45.8	44.5	47.8	45.5	-	-	39.3	43.3	62.3
D. To seek deeper insights and understanding	5.0	7.8	-	6.3	-	-	13.4	2.2	6.2	2.4	17.5	-	-	-	6.0	5.9
E. To have a good time with my friends	33.5	46.6	12.5	32.6	44.2	38.8	15.6	37.9	46.0	33.0	45.5	-	-	30.7	30.6	54.3
F. To fit in with a group I like	6.3	7.9	3.6	7.9	-	5.1	-	11.4	6.2	7.2	8.1	-	-	20.2	3.0	5.9
G. To get away from my problems or troubles	8.0	7.9	5.7	6.4	44.2	10.5	4.6	7.1	12.6	6.7	17.2	-	-	-	7.8	19.6
H. Because of boredom, nothing else to do	18.1	25.6	5.8	20.9	-	27.6	15.4	13.3	19.0	17.8	21.9	-	-	27.0	16.4	16.8
I. Because of anger or frustration	10.5	11.1	8.0	11.1	44.2	11.5	15.2	6.1	12.6	7.8	13.1	-	-	-	10.0	27.6
J. To get through the day	5.9	2.2	6.9	7.5	-	10.2	2.7	5.1	6.2	7.9	3.9	-	-	-	7.4	5.9
K. To increase the effects of some other drug(s)	9.1	7.5	5.2	8.9	44.2	17.7	4.6	7.4	6.2	9.8	13.1	-	-	-	7.8	28.6
L. To decrease (offset) the effects of some other drug(s)	0.8	-	-	1.0	-	-	-	-	6.2	-	3.9	-	-	-	-	5.9
M. To get to sleep	18.9	10.5	32.4	15.5	44.2	27.1	2.7	15.5	45.7	25.7	10.2	-	-	1.5	19.6	39.0
N. As a substitute for heroin	1.6	1.5	-	2.0	-	3.3	-	-	6.2	-	8.1	-	-	-	-	12.2
O. To relieve physical pain	46.6	29.5	70.7	44.5	100.0	49.1	40.2	48.0	50.2	51.4	42.1	-	-	43.0	44.2	61.7
P. To control coughing	21.7	9.1	44.9	23.8	-	21.9	-	35.2	25.2	27.8	3.9	-	-	24.5	23.1	11.8
Q. Because I am "hooked"—I have to have it	5.0	1.5	6.9	2.9	44.2	6.0	-	2.6	20.6	3.8	13.1	-	-	-	2.1	27.3
<i>Item 5230-5370 Subject A06a</i>	<i>N†</i>	77	41	28	61	19	19	29	10	50	15	-	-	13	54	10
<b>B092:</b> When you take narcotics other than heroin, how high do you usually get?																
1. Not at all high	12.3	4.0	19.7	14.7	-	13.5	2.5	16.1	16.9	18.5	-	-	-	15.8	12.9	6.0
2. A little high	20.0	26.7	14.3	16.1	39.0	22.1	26.3	6.8	42.3	14.2	34.6	-	-	21.6	16.2	37.2
3. Moderately high	23.4	30.2	11.6	25.4	27.0	19.8	13.4	40.3	-	28.0	8.6	-	-	11.1	26.2	28.2
4. Very high	20.9	26.1	13.9	19.3	16.3	20.9	40.0	6.2	29.1	10.0	51.4	-	-	3.3	23.6	28.5
5. I don't take them to get high	23.4	13.1	40.5	24.6	17.7	23.8	17.7	30.7	11.7	29.4	5.4	-	-	48.1	21.0	-
<i>Item 5380 Subject A01e</i>	<i>N†</i>	82	42	31	64	21	19	31	11	55	16	-	-	14	56	11
<b>B093:</b> When you take narcotics other than heroin, how long do you usually stay high?																
1. Usually don't get high	27.9	16.9	47.2	31.5	17.7	27.6	20.2	36.8	16.6	40.9	1.3	-	-	63.9	24.8	-
2. One to two hours	22.8	20.8	21.9	20.8	39.0	26.9	32.5	13.8	24.4	15.8	40.4	-	-	21.6	23.3	21.7
3. Three to six hours	32.2	41.7	23.1	30.7	16.3	32.1	32.1	29.5	40.3	28.1	41.3	-	-	11.1	35.3	41.4
4. Seven to 24 hours	14.3	20.6	5.2	16.1	27.0	13.4	15.2	17.1	6.1	13.7	13.1	-	-	3.3	16.6	17.6
5. More than 24 hours	2.7	-	2.6	0.9	-	-	-	2.8	12.6	1.4	3.9	-	-	-	-	19.3
<i>Item 5390 Subject A01f</i>	<i>N†</i>	81	42	29	63	20	19	31	11	55	15	-	-	14	55	12
<b>B094:</b> What narcotics other than heroin have you taken during the last year without a doctor's orders? (Mark all that apply.)																
A. Methadone	1.2	0.5	-	0.3	52.0	-	-	3.3	-	-	4.9	-	-	-	0.4	7.0
B. Opium	30.4	39.0	19.9	30.1	-	10.8	61.5	22.1	33.4	17.1	54.4	-	-	20.6	30.7	43.1
C. Morphine	17.1	13.4	16.2	13.1	52.0	10.2	11.9	25.2	17.8	10.2	27.6	-	-	1.5	15.9	43.8
D. Codeine	75.4	76.1	84.3	78.5	34.0	92.9	63.6	67.1	86.5	77.7	73.6	-	-	75.8	79.7	53.1
E. Demerol	28.2	27.1	33.9	24.8	52.0	29.4	2.5	35.1	55.2	33.4	18.6	-	-	1.5	29.2	57.7
F. Paregoric	0.9	-	-	-	52.0	-	-	2.6	-	-	4.9	-	-	-	-	7.0
G. Talwin	-	-	-	-	-	-	-	-	-	-	-	-	-	-	-	-
H. Laudanum	0.9	-	-	-	52.0	-	-	2.6	-	-	4.9	-	-	-	-	7.0
I. Other	19.4	22.6	18.5	17.0	52.0	8.3	-	31.1	44.4	24.7	13.1	-	-	-	19.4	44.2
J. Don't know the names of some I have used	11.6	3.2	12.9	11.0	14.0	11.9	4.6	16.0	12.1	14.2	11.1	-	-	10.4	9.7	21.5
<i>Item 5400-5490 Subject A01I</i>	<i>N†</i>	79	41	29	62	20	19	29	10	51	15	-	-	13	54	11

†=excludes respondents for whom question was inappropriate.



## MONITORING THE FUTURE

QUESTIONNAIRE FORM 1 1996	TOTAL	SEX		RACE		REGION				COLLEGE PLANS?		ILLICIT DRUG USE: LIFETIME					
		M	F	White	Black	NE	NC	S	W	Yes	No	None	Mari- juana Only	Few Pills	More Pills	Any Her- oin	
<i>N (Weighted No. of Cases):</i>	2466	1084	1197	1587	269	518	643	893	412	1737	425	1226	540	236	335	32	
<i>% of Weighted Total:</i>	100.0	43.9	48.5	64.3	10.9	21.0	26.1	36.2	16.7	70.4	17.2	49.7	21.9	9.6	13.6	1.3	
<b>B095:</b> Have you ever tried to stop using narcotics other than heroin and found that you couldn't stop?																	
1. Yes	6.1	4.0	3.7	2.2	34.3	2.5	-	6.5	24.0	2.6	13.5	-	-	-	3.7	23.8	
2. No	93.9	96.0	96.3	97.8	65.7	97.5	100.0	93.5	76.0	97.4	86.5	-	-	100.0	96.3	76.2	
<i>Item 5500 Subject A01i</i>	<i>N†</i>	83	43	31	65	3	21	19	32	10	55	16	-	-	14	56	12
<b>B096:</b> What methods have you used for taking any of these narcotics other than heroin? (Mark all that apply.)																	
A. Sniffing or "snorting"	12.7	12.2	5.2	9.6	-	13.3	-	19.2	17.5	10.2	17.1	-	-	-	12.2	31.4	
B. Smoking	38.5	54.9	16.7	38.9	48.0	30.3	58.9	33.7	29.5	24.7	64.1	-	-	19.1	44.3	33.0	
C. Injection	4.6	1.5	5.5	1.9	-	3.0	4.4	2.9	12.6	3.1	8.0	-	-	-	-	32.2	
D. By mouth	76.5	70.2	87.5	81.3	45.3	94.5	52.8	82.3	69.8	87.0	65.3	-	-	80.9	79.7	59.7	
E. Other	1.0	1.9	-	1.0	6.7	3.0	-	0.7	-	-	5.4	-	-	-	-	5.4	
<i>Item 5510-5550 Subject A05d</i>	<i>N†</i>	82	43	30	63	3	21	20	30	11	54	15	-	-	14	56	12
<b>B097:</b> Do you think you will be using any narcotics other than heroin without a doctor's orders five years from now?																	
1. I definitely will	0.6	0.6	0.3	0.4	1.6	0.3	0.6	0.7	0.7	0.3	1.9	0.3	0.5	-	1.3	16.1	
2. I probably will	1.2	1.6	0.8	1.1	0.7	1.5	0.6	1.9	0.6	1.0	1.5	*	1.2	4.4	3.2	7.8	
3. I probably will not	11.4	11.5	10.9	11.0	4.3	15.0	10.9	9.5	11.7	11.2	10.4	6.7	8.0	21.8	26.3	31.5	
4. I definitely will not	86.8	86.3	88.0	87.5	93.5	83.2	87.9	87.9	86.9	87.5	86.2	93.0	90.4	73.9	69.1	44.6	
<i>Item 5560 Subject A04a</i>	<i>N</i>	2302	1046	1182	1555	260	475	611	815	400	1710	407	1192	511	223	301	30
<b>B098:</b> Have you ever attended a treatment program for alcohol or drug abuse where you stayed overnight?																	
1. No, never	98.5	98.4	98.9	98.1	99.8	98.7	98.9	97.8	99.2	98.7	97.9	99.6	99.7	96.2	96.6	71.0	
2. Yes, but not in the past 12 months	1.1	0.9	1.0	1.3	0.2	0.8	1.1	1.3	0.7	0.8	1.6	0.4	0.3	0.4	2.7	27.0	
3. Yes, sometime in the past 12 months	0.4	0.7	0.2	0.7	-	0.5	-	0.9	0.1	0.5	0.4	-	-	3.3	0.7	2.0	
<i>Item 22360 Subject A08a, T04</i>	<i>N</i>	2301	1045	1182	1559	256	480	606	814	401	1708	410	1184	514	225	303	29
<b>B099:</b> Have you ever received any other kind of professional counseling, treatment, or therapy because of your use of alcohol or drugs?																	
1. No, never	96.7	96.4	97.3	96.5	99.3	95.1	98.2	96.8	95.8	97.2	95.9	99.4	98.6	91.5	89.8	57.1	
2. Yes, but not in the past 12 months	1.4	1.5	1.2	1.3	0.7	1.7	1.4	1.0	2.2	1.1	1.9	0.4	-	1.7	4.9	32.9	
3. Yes, sometime in the past 12 months	1.9	2.1	1.5	2.3	-	3.2	0.4	2.2	2.0	1.7	2.2	0.2	1.4	6.8	5.3	9.9	
<i>Item 22370 Subject A08a, T04</i>	<i>N</i>	2292	1044	1177	1555	254	478	604	809	400	1704	408	1180	513	225	301	29
<b>B100:</b> When (if ever) did you FIRST do each of the following things? Don't count anything you took because a doctor told you to.																	
<b>B100A:</b> Smoke cigarettes on a daily basis																	
8. Never	69.6	70.4	69.7	65.3	89.9	64.0	65.9	71.3	78.8	73.6	57.1	89.4	56.9	51.0	30.4	24.1	
1. Grade 6 or below	2.2	2.4	1.9	2.2	0.5	1.6	2.5	2.5	1.8	1.7	4.8	0.5	2.6	1.3	6.2	16.0	
2. Grade 7	1.9	1.0	2.7	2.2	0.3	2.1	2.3	1.9	1.4	1.0	4.1	0.7	2.3	2.8	4.8	16.3	
3. Grade 8	3.8	3.5	4.0	4.5	-	5.4	5.8	2.1	2.3	2.7	8.4	0.7	4.6	5.4	13.1	10.0	
4. Grade 9 (Freshman)	7.4	7.2	7.3	8.4	2.6	9.5	7.5	7.8	3.9	6.7	9.3	3.2	8.6	11.2	18.3	12.9	
5. Grade 10 (Sophomore)	5.8	5.3	5.6	6.5	1.7	6.8	7.4	4.8	3.9	4.8	7.6	1.5	10.1	9.6	12.2	14.5	
6. Grade 11 (Junior)	6.5	6.7	6.3	7.7	2.5	7.4	6.4	6.0	6.4	6.6	6.4	2.5	11.2	12.9	10.4	6.0	
7. Grade 12 (Senior)	2.9	3.5	2.5	3.2	2.6	3.3	2.3	3.7	1.5	3.0	2.3	1.6	3.9	5.8	4.5	-	
<i>Item 5570 Subject A01g</i>	<i>N</i>	2228	1023	1145	1531	246	467	598	783	380	1653	401	1158	488	214	292	28
<b>B100B:</b> Try an alcoholic beverage—more than just a few sips																	
8. Never	19.6	21.1	18.3	18.4	23.5	15.2	20.4	18.3	26.5	20.2	18.8	35.0	1.7	7.1	1.9	1.4	
1. Grade 6 or below	7.9	9.3	6.5	6.9	6.9	7.0	6.5	8.3	10.4	7.2	10.0	4.7	10.8	7.5	12.1	42.2	
2. Grade 7	7.9	8.5	7.6	8.1	6.9	10.2	7.1	6.9	8.4	7.6	8.2	3.5	10.3	10.8	17.1	20.9	
3. Grade 8	13.1	14.4	12.2	13.4	10.3	14.3	14.1	12.2	11.7	12.3	15.3	8.4	17.5	14.0	21.9	16.6	
4. Grade 9 (Freshman)	18.3	16.5	19.5	19.2	16.9	21.4	15.9	18.9	16.8	18.0	19.1	11.5	27.0	25.8	25.3	9.7	
5. Grade 10 (Sophomore)	16.2	15.2	17.1	17.5	14.4	16.9	19.6	15.3	12.0	16.6	13.7	16.2	17.1	21.1	13.4	6.0	
6. Grade 11 (Junior)	11.3	10.3	12.3	11.1	13.6	10.8	9.8	13.3	10.1	12.0	9.7	12.2	12.4	10.0	7.7	-	
7. Grade 12 (Senior)	5.7	4.8	6.5	5.5	7.5	4.1	6.6	6.7	4.1	6.0	5.1	8.6	3.2	3.6	0.6	3.1	
<i>Item 5580 Subject A01g</i>	<i>N</i>	2184	1004	1120	1511	236	458	587	766	373	1633	382	1107	493	223	290	28

\* = less than .05 percent. † = excludes respondents for whom question was inappropriate.



DESCRIPTIVE RESULTS: 1996

81

QUESTIONNAIRE FORM 1 1996	TOTAL	SEX		RACE		REGION				COLLEGE PLANS?		ILLICIT DRUG USE: LIFETIME				
		M	F	White	Black	NE	NC	S	W	Yes	No	None	Mari- juana Only	Few Pills	More Pills	Any Her- oin
<i>N (Weighted No. of Cases):</i>	2466	1084	1197	1587	269	518	643	893	412	1737	425	1226	540	236	335	32
<i>% of Weighted Total:</i>	100.0	43.9	48.5	64.3	10.9	21.0	26.1	36.2	16.7	70.4	17.2	49.7	21.9	9.6	13.6	1.3
<b>B100C: Try marijuana or hashish</b>																
8. Never	58.4	54.9	61.8	58.2	65.3	49.5	60.8	63.3	55.7	61.9	51.1	100.0	-	32.4	14.4	4.3
1. Grade 6 or below	1.8	2.4	1.3	1.1	1.7	0.9	1.7	1.6	3.4	1.4	3.0	-	3.1	0.6	4.3	29.2
2. Grade 7	2.4	2.9	2.0	2.6	1.7	1.5	4.1	1.9	1.9	1.9	4.3	-	4.1	2.4	8.5	15.3
3. Grade 8	3.9	5.2	2.5	3.7	3.3	2.9	4.1	3.4	5.6	2.8	7.3	-	6.3	3.3	14.6	14.5
4. Grade 9 (Freshman)	8.8	9.6	8.2	8.8	5.7	12.9	8.8	5.2	11.3	8.1	8.0	-	17.7	17.4	22.1	16.7
5. Grade 10 (Sophomore)	10.2	11.6	8.9	11.3	7.1	15.3	7.2	10.7	7.9	9.6	11.3	-	24.9	15.1	22.4	10.5
6. Grade 11 (Junior)	9.7	9.5	9.9	9.6	11.8	12.7	8.7	9.6	8.0	9.3	10.5	-	27.7	21.3	10.8	6.4
7. Grade 12 (Senior)	4.7	3.9	5.4	4.9	3.4	4.3	4.6	4.3	6.2	4.9	4.5	-	16.2	7.6	2.9	3.0
<i>Item 5590 Subject A01g</i>	<i>N</i> 2258	1032	1166	1545	251	471	607	792	389	1682	397	1178	497	220	292	29
<b>B100D: Try LSD</b>																
8. Never	89.8	87.5	92.0	87.7	98.7	85.4	92.6	90.7	88.7	91.4	85.3	100.0	100.0	75.3	46.0	18.9
1. Grade 6 or below	0.1	0.1	-	0.1	-	-	-	0.1	-	-	0.3	-	-	-	0.4	-
2. Grade 7	0.2	0.3	0.1	0.2	0.5	0.2	0.2	0.2	0.3	0.1	0.8	-	-	-	0.4	13.9
3. Grade 8	0.9	1.0	0.7	0.8	-	0.7	0.5	0.8	1.8	0.7	0.6	-	-	1.0	2.8	32.1
4. Grade 9 (Freshman)	2.0	2.3	1.6	2.3	-	2.1	1.5	2.0	2.5	1.7	3.4	-	-	2.5	12.0	17.3
5. Grade 10 (Sophomore)	2.2	2.8	1.5	2.6	0.6	3.4	1.5	2.1	2.0	1.6	3.4	-	-	3.9	13.0	14.6
6. Grade 11 (Junior)	2.8	3.1	2.5	3.4	0.2	4.6	2.0	2.6	2.4	2.5	4.0	-	-	7.6	16.1	3.2
7. Grade 12 (Senior)	2.1	2.9	1.5	3.0	-	3.7	1.7	1.4	2.2	2.0	2.2	-	-	9.8	9.3	-
<i>Item 5600 Subject A01g</i>	<i>N</i> 2273	1041	1168	1545	257	473	605	805	391	1691	403	1187	500	216	290	28
<b>B100E: Try a psychedelic other than LSD</b>																
8. Never	94.8	92.8	97.0	94.6	99.2	94.0	96.0	95.1	93.4	95.7	92.9	100.0	100.0	89.1	71.2	28.3
1. Grade 6 or below	0.1	0.1	-	0.1	-	-	-	0.1	-	-	0.3	-	-	-	0.4	-
2. Grade 7	0.3	0.5	0.1	0.3	0.5	0.2	0.9	-	0.3	*	1.3	-	-	-	0.8	20.4
3. Grade 8	0.5	0.6	0.4	0.3	-	0.1	-	0.5	1.6	0.4	0.6	-	-	1.2	1.5	16.1
4. Grade 9 (Freshman)	0.9	1.5	0.4	1.1	-	0.9	0.9	1.0	1.0	0.8	1.4	-	-	0.9	6.2	11.2
5. Grade 10 (Sophomore)	1.2	1.6	0.7	1.4	-	1.9	0.1	1.5	1.5	1.0	1.5	-	-	0.3	9.1	11.0
6. Grade 11 (Junior)	1.0	1.6	0.6	1.3	0.3	1.3	0.9	0.8	1.3	1.0	1.2	-	-	2.8	6.0	7.0
7. Grade 12 (Senior)	1.1	1.3	0.8	0.9	-	1.6	1.1	1.0	1.0	1.2	0.7	-	-	5.8	4.6	6.0
<i>Item 5610 Subject A01g</i>	<i>N</i> 2232	1022	1152	1508	256	458	598	786	390	1668	392	1190	499	204	263	26
<b>B100F: Try amphetamines</b>																
8. Never	93.0	94.7	91.9	92.5	98.4	92.4	95.4	91.8	92.4	93.8	90.8	100.0	100.0	80.9	55.2	40.7
1. Grade 6 or below	0.2	0.3	0.1	0.3	0.2	-	-	0.4	0.4	0.2	-	-	-	0.5	1.5	-
2. Grade 7	0.4	0.6	0.2	0.3	0.5	-	0.6	0.3	0.9	0.4	0.8	-	-	0.6	1.7	20.3
3. Grade 8	0.7	0.5	0.7	0.6	0.7	0.1	-	0.9	1.8	0.6	0.8	-	-	2.3	3.3	13.7
4. Grade 9 (Freshman)	1.7	1.4	1.9	2.0	-	1.5	1.5	2.3	0.9	1.4	2.7	-	-	3.5	12.0	6.7
5. Grade 10 (Sophomore)	1.5	1.2	1.9	1.7	-	2.6	0.9	1.3	1.6	1.4	1.9	-	-	3.2	11.2	7.1
6. Grade 11 (Junior)	1.1	0.6	1.4	1.0	0.3	0.9	0.9	1.2	1.4	0.9	1.4	-	-	3.3	7.2	3.2
7. Grade 12 (Senior)	1.4	0.8	1.8	1.5	-	2.4	0.8	1.8	0.5	1.3	1.6	-	-	5.8	7.9	8.2
<i>Item 5620 Subject A01g</i>	<i>N</i> 2164	1002	1107	1448	256	449	576	758	381	1618	382	1178	498	188	227	21
<b>B100G: Try quaaludes</b>																
8. Never	98.8	98.2	99.6	98.7	99.5	99.3	99.3	97.7	99.5	99.1	98.5	100.0	100.0	99.3	92.8	75.7
1. Grade 6 or below	0.1	0.2	-	0.1	0.5	-	0.2	0.1	-	-	0.6	-	-	-	0.4	4.5
2. Grade 7	*	-	0.1	-	-	-	-	-	0.2	*	-	-	-	-	-	2.9
3. Grade 8	-	-	-	-	-	-	-	-	-	-	-	-	-	-	-	-
4. Grade 9 (Freshman)	0.3	0.5	0.1	0.4	-	0.2	0.4	0.5	-	0.2	0.5	-	-	0.4	1.8	6.0
5. Grade 10 (Sophomore)	0.4	0.8	*	0.6	-	0.1	-	1.0	0.3	0.5	-	-	-	-	3.7	-
6. Grade 11 (Junior)	0.1	0.2	0.1	0.1	-	0.2	-	0.2	-	0.1	0.2	-	-	-	0.5	4.1
7. Grade 12 (Senior)	0.2	0.1	0.1	0.1	-	0.2	0.1	0.4	-	0.1	0.2	-	-	0.4	0.8	6.7
<i>Item 5630 Subject A01g</i>	<i>N</i> 2252	1036	1159	1534	256	470	601	795	388	1674	404	1180	502	218	275	26
<b>B100H: Try barbiturates</b>																
8. Never	97.9	97.3	98.7	97.9	98.7	98.0	98.1	97.6	98.1	98.3	96.9	100.0	100.0	97.3	88.4	53.2
1. Grade 6 or below	0.2	0.3	0.1	0.1	0.5	-	0.2	0.2	0.3	0.1	0.6	-	-	0.3	0.7	4.7
2. Grade 7	*	-	-	*	-	-	-	-	0.2	-	0.1	-	-	-	-	2.3
3. Grade 8	*	-	*	-	-	-	-	*	-	*	-	-	-	0.1	-	-
4. Grade 9 (Freshman)	0.4	0.7	0.2	0.4	-	0.2	0.7	0.2	0.7	0.3	1.0	-	-	-	1.8	18.4
5. Grade 10 (Sophomore)	0.8	1.1	0.5	0.9	0.8	0.2	0.9	1.3	0.4	0.7	0.9	-	-	0.4	5.8	10.1
6. Grade 11 (Junior)	0.4	0.3	0.3	0.4	-	0.9	0.2	0.3	0.2	0.4	-	-	-	1.0	2.1	3.5
7. Grade 12 (Senior)	0.3	0.4	0.2	0.3	-	0.7	-	0.4	0.1	0.3	0.5	-	-	0.9	1.2	7.7
<i>Item 5640 Subject A01g</i>	<i>N</i> 2212	1021	1133	1512	253	459	590	783	380	1644	397	1181	501	207	250	25

\*=less than .05 percent.



## MONITORING THE FUTURE

QUESTIONNAIRE FORM 1 1996	TOTAL	SEX		RACE		REGION				COLLEGE PLANS?		ILLICIT DRUG USE: LIFETIME				
		M	F	White	Black	NE	NC	S	W	Yes	No	None	Mari- juana Only	Few Pills	More Pills	Any Her- oin
<i>N (Weighted No. of Cases):</i> <i>% of Weighted Total:</i>	2466 100.0	1084 43.9	1197 48.5	1587 64.3	269 10.9	518 21.0	643 26.1	893 36.2	412 16.7	1737 70.4	425 17.2	1226 49.7	540 21.9	236 9.6	335 13.6	32 1.3
<b>B100I:</b> Try tranquilizers																
8. Never	96.4	96.0	97.1	95.7	99.3	95.7	96.8	97.1	95.1	96.8	95.1	100.0	100.0	91.1	79.4	61.9
1. Grade 6 or below	0.3	0.4	0.3	0.2	0.5	0.7	0.4	0.1	0.2	0.2	0.8	-	-	1.2	0.9	9.3
2. Grade 7	0.1	0.1	-	0.1	-	-	-	-	0.3	*	0.1	-	-	-	0.3	2.4
3. Grade 8	0.3	0.3	0.2	0.3	-	0.1	-	0.3	1.1	0.4	-	-	-	1.6	0.6	10.3
4. Grade 9 (Freshman)	0.5	0.5	0.4	0.6	-	0.3	0.3	0.5	0.9	0.2	0.9	-	-	-	3.4	6.4
5. Grade 10 (Sophomore)	1.1	1.3	0.7	1.3	-	1.4	1.1	1.0	0.8	1.1	1.2	-	-	0.7	8.4	6.2
6. Grade 11 (Junior)	0.6	0.7	0.5	0.7	0.2	1.2	0.7	0.3	-	0.6	0.4	-	-	1.6	3.5	-
7. Grade 12 (Senior)	0.8	0.8	0.9	1.0	-	0.5	0.8	0.6	1.6	0.6	1.5	-	-	3.8	3.5	3.5
<i>Item 5650 Subject A01g</i>	<i>N</i> 2217	1020	1139	1502	256	462	594	773	389	1647	398	1178	502	208	254	25
<b>B100J:</b> Try cocaine																
8. Never	95.1	94.4	96.1	95.0	98.9	93.9	96.4	95.4	93.9	96.2	92.3	100.0	100.0	93.1	72.9	25.5
1. Grade 6 or below	0.2	0.2	*	0.1	0.6	0.1	0.2	0.1	0.3	0.1	0.7	-	-	-	0.9	6.1
2. Grade 7	0.2	0.1	0.2	0.2	-	0.1	0.2	0.2	0.1	0.1	0.6	-	-	-	-	14.6
3. Grade 8	0.2	0.2	0.1	0.1	0.3	-	0.3	0.1	0.3	0.1	0.2	-	-	-	0.2	12.2
4. Grade 9 (Freshman)	0.7	1.0	0.3	0.5	-	0.4	1.0	0.5	0.9	0.3	1.7	-	-	1.2	2.8	17.9
5. Grade 10 (Sophomore)	1.3	1.8	0.8	1.3	-	1.1	1.2	0.8	2.6	1.1	1.6	-	-	1.0	8.3	13.7
6. Grade 11 (Junior)	1.3	1.6	1.0	1.7	-	2.5	0.2	1.5	1.0	1.2	1.5	-	-	2.4	7.7	6.7
7. Grade 12 (Senior)	1.2	0.7	1.5	1.1	0.2	1.9	0.5	1.4	0.8	0.9	1.4	-	-	2.3	7.1	3.4
<i>Item 5660 Subject A01g</i>	<i>N</i> 2267	1041	1164	1539	258	468	602	802	395	1690	399	1187	501	219	285	26
<b>B100K:</b> Try heroin																
8. Never	98.8	98.7	99.1	99.1	99.1	99.2	98.6	98.9	98.5	99.3	97.8	100.0	100.0	100.0	100.0	-
1. Grade 6 or below	0.1	0.1	*	-	0.6	0.1	0.2	-	-	-	0.4	-	-	-	-	5.9
2. Grade 7	0.1	-	0.1	0.1	0.3	-	-	0.3	0.2	0.1	0.3	-	-	-	-	10.2
3. Grade 8	0.1	0.2	-	0.1	-	0.1	0.3	-	-	-	-	-	-	-	-	8.8
4. Grade 9 (Freshman)	0.2	0.1	0.3	0.2	-	0.3	0.2	0.3	-	0.1	0.4	-	-	-	-	18.4
5. Grade 10 (Sophomore)	0.3	0.4	-	*	-	0.1	-	0.2	1.0	0.3	0.2	-	-	-	-	21.6
6. Grade 11 (Junior)	0.3	0.3	0.4	0.4	-	0.2	0.6	0.2	0.3	0.3	0.6	-	-	-	-	28.5
7. Grade 12 (Senior)	0.1	0.1	0.1	0.1	-	-	0.1	0.1	-	0.1	0.2	-	-	-	-	6.6
<i>Item 5670 Subject A01g</i>	<i>N</i> 2263	1035	1167	1535	257	472	606	792	392	1685	404	1185	500	222	277	27
<b>B100L:</b> Try any narcotic other than heroin																
8. Never	95.4	94.4	96.5	94.9	98.5	93.3	95.9	96.2	95.8	96.1	94.2	100.0	100.0	88.6	74.7	42.0
1. Grade 6 or below	0.2	0.2	0.2	0.1	0.8	0.1	0.4	0.2	0.2	0.2	0.5	-	-	1.1	0.4	7.5
2. Grade 7	0.1	0.2	-	0.2	-	0.3	-	0.1	0.3	0.1	0.3	-	-	0.9	-	4.5
3. Grade 8	0.5	0.4	0.5	0.4	-	0.4	-	0.6	1.1	0.4	0.2	-	-	1.7	0.8	19.0
4. Grade 9 (Freshman)	0.5	0.4	0.6	0.5	0.2	1.2	0.5	0.3	-	0.4	1.1	-	-	0.3	3.4	8.6
5. Grade 10 (Sophomore)	1.2	1.5	1.0	1.3	0.3	1.0	1.3	1.1	1.7	1.1	1.6	-	-	2.2	8.8	4.3
6. Grade 11 (Junior)	1.1	1.6	0.4	1.3	0.2	1.7	0.7	1.2	0.7	0.8	1.5	-	-	1.6	7.3	7.2
7. Grade 12 (Senior)	0.9	1.2	0.7	1.2	-	2.1	1.2	0.4	0.2	0.9	0.7	-	-	3.8	4.6	6.8
<i>Item 5680 Subject A01g</i>	<i>N</i> 2182	999	1126	1473	255	458	592	759	373	1626	388	1171	493	193	248	26
<b>B100M:</b> Smoke your first cigarette																
8. Never	40.1	40.1	40.3	36.5	60.4	32.3	40.4	40.1	48.7	42.8	32.4	63.9	14.9	17.7	10.0	12.0
1. Grade 6 or below	14.7	17.8	12.3	14.4	10.2	13.2	15.3	14.8	15.5	13.1	19.9	5.8	23.4	13.9	30.6	50.4
2. Grade 7	7.9	7.4	8.2	8.1	6.1	10.9	10.0	5.9	5.2	6.3	12.7	4.0	10.3	12.1	14.7	12.8
3. Grade 8	9.3	10.0	8.5	10.2	4.2	12.0	9.2	8.8	7.3	8.5	11.8	5.4	11.8	10.3	18.7	8.2
4. Grade 9 (Freshman)	11.4	10.7	12.1	12.8	6.8	13.8	10.0	12.3	8.8	11.4	10.3	7.0	17.0	19.4	14.2	14.4
5. Grade 10 (Sophomore)	8.0	7.6	8.3	9.1	5.2	8.3	7.1	9.0	7.3	8.8	4.6	5.1	12.1	17.7	5.6	2.4
6. Grade 11 (Junior)	5.8	4.2	6.9	6.2	4.3	7.2	3.9	6.7	5.1	6.2	5.6	5.0	7.5	7.7	5.2	-
7. Grade 12 (Senior)	2.8	2.2	3.3	2.7	2.8	2.3	4.2	2.6	2.0	2.8	2.7	3.7	2.9	1.2	1.0	-
<i>Item 5575 Subject A01g</i>	<i>N</i> 2140	976	1110	1473	231	451	551	753	385	1612	369	1102	472	213	284	28
<b>B100N:</b> Drink enough to feel drunk or very high																
8. Never	40.3	37.7	42.7	36.1	62.3	35.4	38.9	42.7	43.5	42.2	37.5	65.6	11.2	17.6	8.8	1.5
1. Grade 6 or below	2.9	4.0	1.9	2.7	1.0	1.7	3.9	2.7	3.1	2.1	5.1	0.7	4.2	4.0	5.8	29.5
2. Grade 7	4.1	5.6	2.9	4.4	2.2	5.4	5.1	2.2	4.9	3.8	5.5	0.9	4.7	4.6	13.9	25.7
3. Grade 8	9.3	10.3	8.3	9.6	5.8	8.2	9.6	9.9	9.2	7.8	12.6	3.4	14.5	10.9	19.4	21.0
4. Grade 9 (Freshman)	13.9	14.0	13.7	16.1	5.2	18.8	12.2	12.2	14.0	13.5	13.9	5.6	25.0	18.7	26.7	15.5
5. Grade 10 (Sophomore)	13.4	12.8	13.5	14.3	11.5	14.2	15.4	12.0	12.2	13.4	13.5	9.9	18.5	21.8	14.6	4.2
6. Grade 11 (Junior)	10.9	10.3	11.7	11.3	8.4	13.4	9.2	11.9	8.7	12.1	6.1	7.5	16.7	19.4	8.7	2.6
7. Grade 12 (Senior)	5.1	5.2	5.2	5.5	3.5	2.9	5.6	6.5	4.3	5.1	5.8	6.4	5.3	3.0	2.1	-
<i>Item 5585 Subject A01g</i>	<i>N</i> 2137	972	1110	1494	228	452	570	749	366	1603	370	1111	460	214	284	26

\* = less than .05 percent.



DESCRIPTIVE RESULTS: 1996

83

QUESTIONNAIRE FORM 1 1996	TOTAL	SEX		RACE		REGION				COLLEGE PLANS?		ILLICIT DRUG USE: LIFETIME				
		M	F	White	Black	NE	NC	S	W	Yes	No	None	Mari- juana Only	Few Pills	More Pills	Any Her- oin
<i>N (Weighted No. of Cases):</i> <i>% of Weighted Total:</i>	2466 100.0	1084 43.9	1197 48.5	1587 64.3	269 10.9	518 21.0	643 26.1	893 36.2	412 16.7	1737 70.4	425 17.2	1226 49.7	540 21.9	236 9.6	335 13.6	32 1.3
<b>B100O:</b> Try "crack" cocaine, specifically																
8. Never	98.2	97.5	99.0	98.4	99.4	98.9	97.4	98.9	97.2	98.7	96.1	100.0	100.0	98.8	90.4	47.4
1. Grade 6 or below	0.2	0.1	*	0.1	0.2	0.1	-	0.1	0.5	0.1	0.5	-	-	-	0.9	4.5
2. Grade 7	0.3	0.5	0.1	0.3	0.5	-	0.7	0.2	0.2	0.2	1.0	-	-	-	1.4	11.9
3. Grade 8	0.1	0.3	-	-	-	-	-	-	0.7	0.2	-	-	-	-	-	11.7
4. Grade 9 (Freshman)	0.3	0.4	0.3	0.3	-	0.1	0.7	0.2	0.3	0.1	1.0	-	-	0.8	1.1	10.7
5. Grade 10 (Sophomore)	0.4	0.7	0.2	0.4	-	0.3	0.6	0.4	0.6	0.5	0.1	-	-	-	3.1	7.0
6. Grade 11 (Junior)	0.2	0.2	0.3	0.3	-	0.5	0.2	0.1	0.1	0.1	0.7	-	-	-	1.4	6.8
7. Grade 12 (Senior)	0.2	0.4	0.1	0.2	-	0.1	0.4	0.1	0.5	0.2	0.5	-	-	0.4	1.6	-
<i>Item 5661 Subject A01g</i>	<i>N</i> 2243	1029	1156	1528	257	464	602	787	390	1676	399	1180	502	218	272	22
<b>B100P:</b> Try crystal meth ("ice")																
8. Never	97.7	97.5	98.2	98.2	99.2	98.2	98.5	97.7	95.9	98.5	95.0	100.0	100.0	98.8	86.8	62.9
1. Grade 6 or below	0.3	0.2	0.3	0.2	-	0.3	0.2	0.4	0.3	0.2	0.6	-	-	0.6	1.5	-
2. Grade 7	0.2	0.4	-	-	0.5	-	0.2	-	0.7	0.2	0.3	-	-	-	-	13.3
3. Grade 8	0.1	0.1	0.1	-	-	-	-	-	0.3	*	-	-	-	-	-	4.8
4. Grade 9 (Freshman)	0.3	0.4	0.2	0.3	-	-	0.3	0.2	0.8	0.1	1.1	-	-	0.3	1.6	5.6
5. Grade 10 (Sophomore)	0.6	0.8	0.3	0.8	0.3	0.6	0.4	0.7	0.9	0.4	1.4	-	-	-	4.3	7.2
6. Grade 11 (Junior)	0.6	0.3	0.9	0.4	-	0.8	0.4	0.5	0.8	0.5	1.0	-	-	0.2	3.8	6.2
7. Grade 12 (Senior)	0.2	0.3	*	0.2	-	0.1	-	0.5	0.3	*	0.6	-	-	-	2.0	-
<i>Item 24430 Subject A01g</i>	<i>N</i> 2271	1044	1166	1543	258	471	607	800	392	1691	407	1184	501	222	285	28
<b>B101:</b> How many of your friends would you estimate . . .																
<b>B101A:</b> Smoke cigarettes?																
1. None	10.6	8.5	11.2	6.9	28.0	6.3	9.2	10.9	17.2	10.5	9.2	15.8	5.7	0.6	3.4	6.3
2. A few	27.0	26.7	27.8	25.3	35.4	24.8	24.3	27.0	33.9	28.2	23.3	33.3	24.6	20.8	13.3	8.0
3. Some	32.2	35.2	30.5	34.2	26.0	30.1	32.9	33.1	31.8	35.3	24.6	33.1	37.0	35.1	21.9	18.1
4. Most	27.4	26.8	27.7	30.9	9.3	35.7	30.5	26.4	14.5	23.6	38.1	16.5	30.8	42.5	51.1	59.6
5. All	2.8	2.8	2.8	2.7	1.3	3.2	2.9	2.5	2.6	2.4	4.7	1.3	2.0	1.0	10.4	8.0
<i>Item 7070 Subject A02a</i>	<i>N</i> 2318	1064	1189	1572	263	482	612	829	395	1719	416	1198	515	225	301	26
<b>B101B:</b> Smoke marijuana (pot, grass) or hashish?																
1. None	19.1	16.9	20.4	18.2	21.4	15.9	18.6	19.4	23.1	19.2	18.8	31.2	2.4	6.4	7.3	3.1
2. A few	30.2	30.4	30.1	32.8	21.9	25.9	33.3	31.2	28.4	31.1	29.6	37.2	26.8	28.5	11.9	12.3
3. Some	28.4	27.6	29.6	29.0	23.9	28.7	29.7	28.8	25.2	29.7	24.8	24.6	35.4	34.3	28.6	27.4
4. Most	19.0	20.8	17.3	17.5	25.2	26.1	15.7	16.4	20.7	17.3	21.3	5.9	31.2	27.7	42.2	49.3
5. All	3.4	4.2	2.6	2.6	7.5	3.4	2.7	4.2	2.6	2.7	5.6	1.1	4.2	3.1	10.0	7.9
<i>Item 7080 Subject A02a</i>	<i>N</i> 2310	1062	1188	1571	263	481	611	821	398	1718	414	1193	510	225	300	28
<b>B101C:</b> Take "crack" cocaine?																
1. None	76.4	78.9	74.0	76.9	87.4	78.8	79.4	75.4	70.7	77.8	71.6	80.7	78.3	65.9	65.1	50.3
2. A few	18.5	15.8	21.0	18.4	7.2	16.6	17.8	19.3	20.2	17.5	22.0	15.1	17.4	27.6	27.0	31.0
3. Some	4.0	4.1	3.9	3.9	3.2	4.4	1.8	4.2	6.5	3.7	4.3	3.3	4.2	6.4	4.7	8.8
4. Most	0.9	0.9	0.9	0.5	1.8	0.1	0.7	0.7	2.4	0.8	1.2	0.8	0.1	-	1.7	7.7
5. All	0.3	0.3	0.2	0.2	0.3	0.1	0.4	0.3	0.1	0.1	0.9	0.1	-	-	1.4	2.3
<i>Item 7151 Subject A02a</i>	<i>N</i> 2300	1054	1185	1565	262	479	612	816	394	1707	416	1191	510	225	298	26
<b>B101D:</b> Take cocaine powder?																
1. None	73.5	75.4	72.1	73.7	83.9	71.4	81.5	71.8	67.1	74.1	73.3	82.0	74.1	64.6	47.4	43.1
2. A few	20.5	18.1	22.5	21.0	9.0	22.2	15.8	21.8	23.2	20.7	19.1	13.9	21.1	29.5	39.7	30.5
3. Some	4.5	4.9	3.9	4.3	4.8	5.2	1.8	5.1	6.3	3.8	5.2	3.4	3.9	4.6	9.3	16.5
4. Most	1.2	1.1	1.3	0.7	2.0	1.0	0.3	1.0	3.2	1.2	1.4	0.6	0.7	1.2	2.3	7.7
5. All	0.3	0.5	0.2	0.3	0.3	0.1	0.5	0.4	0.1	0.1	1.0	0.1	0.2	-	1.4	2.3
<i>Item 23990 Subject A02a</i>	<i>N</i> 2290	1049	1181	1559	259	480	610	806	395	1703	411	1181	508	225	299	26
<b>B101E:</b> Drink alcoholic beverages (liquor, beer, wine)?																
1. None	5.3	4.7	4.9	3.4	11.2	3.5	4.1	6.3	7.3	4.1	7.9	7.9	1.2	0.3	3.2	3.1
2. A few	11.8	10.0	13.5	11.0	13.0	9.9	10.5	10.7	18.2	11.6	13.1	17.3	5.9	6.1	4.8	-
3. Some	17.5	17.2	18.2	16.4	20.4	16.9	18.1	17.4	17.6	18.8	15.3	23.5	13.8	14.2	4.3	3.2
4. Most	41.3	42.8	40.5	45.1	33.7	40.4	42.6	43.0	37.2	42.0	39.6	38.4	43.3	46.7	48.5	57.9
5. All	24.1	25.3	23.0	24.0	21.7	29.3	24.7	22.6	19.7	23.6	24.2	12.9	35.8	32.8	39.1	35.8
<i>Item 7190 Subject A02a</i>	<i>N</i> 2310	1064	1187	1569	263	480	612	819	399	1717	417	1193	512	225	299	28

\*=less than .05 percent.



## MONITORING THE FUTURE

QUESTIONNAIRE FORM 1 1996	TOTAL	SEX		RACE		REGION				COLLEGE PLANS?		ILLICIT DRUG USE: LIFETIME				
		M	F	White	Black	NE	NC	S	W	Yes	No	None	Mari- juana Only	Few Pills	More Pills	Any Her- oin
<i>N (Weighted No. of Cases):</i>	2466	1084	1197	1587	269	518	643	893	412	1737	425	1226	540	236	335	32
<i>% of Weighted Total:</i>	100.0	43.9	48.5	64.3	10.9	21.0	26.1	36.2	16.7	70.4	17.2	49.7	21.9	9.6	13.6	1.3
<b>B101F:</b> Get drunk at least once a week?																
1. None	22.4	18.5	25.4	19.6	31.3	22.0	21.5	20.0	29.2	21.9	23.1	31.2	14.5	11.0	9.7	10.8
2. A few	26.9	26.9	27.1	27.7	25.7	27.6	30.1	25.2	25.0	27.5	26.2	29.5	27.2	19.8	24.8	17.4
3. Some	26.0	26.5	26.0	28.5	19.2	25.9	25.1	28.5	22.4	26.9	22.0	23.5	28.0	34.5	27.1	19.6
4. Most	18.7	20.5	16.9	19.3	16.2	19.8	17.7	19.8	16.8	18.4	19.8	13.9	22.0	27.4	24.1	37.8
5. All	6.0	7.5	4.6	5.0	7.6	4.7	5.6	6.6	6.6	5.3	8.9	2.0	8.3	7.3	14.3	14.4
<i>Item 7200 Subject A02a</i>	<i>N</i> 2309	1064	1184	1572	263	482	610	822	395	1719	412	1190	513	226	300	28
The next questions are about your experiences in school.																
<b>D001:</b> Some people like school very much. Others don't. How do you feel about going to school?																
5. I like school very much	11.0	9.7	11.4	9.9	14.5	12.3	9.2	12.6	9.3	10.8	11.4	12.4	9.5	8.3	8.4	14.6
4. I like school quite a lot	28.2	27.1	29.2	29.3	21.7	25.1	29.7	28.5	28.5	32.4	12.7	33.5	23.3	22.6	20.6	4.1
3. I like school some	43.4	43.7	43.9	42.9	52.0	41.3	44.1	43.8	43.8	42.5	47.3	41.3	47.0	49.3	43.0	31.2
2. I don't like school very much	12.4	13.3	11.8	13.0	8.3	15.2	10.4	10.9	15.3	11.0	16.4	9.0	15.6	14.5	18.1	26.5
1. I don't like school at all	5.0	6.2	3.8	5.0	3.5	6.1	6.5	4.2	3.0	3.3	12.2	3.7	4.6	5.3	9.8	23.6
<i>Item 7630 Subject B01, Q08</i>	<i>N</i> 2127	973	1098	1468	229	424	570	765	368	1653	397	1130	455	210	264	21
<b>D002:</b> How often do you feel that the school work you are assigned is meaningful and important?																
5. Almost always	10.2	6.8	12.1	8.3	16.9	6.7	8.8	13.0	10.6	9.7	10.4	12.4	8.4	6.6	4.2	16.8
4. Often	26.0	26.0	26.2	24.4	31.5	24.2	25.4	28.5	23.7	27.7	18.5	28.5	23.7	21.2	23.4	21.8
3. Sometimes	41.5	40.0	43.4	43.1	37.4	39.4	42.3	41.9	42.1	42.3	41.4	42.3	44.1	44.3	36.9	7.4
2. Seldom	19.0	22.8	16.0	20.5	12.9	25.7	19.0	14.8	19.7	17.9	22.8	15.2	20.5	22.5	28.4	36.7
1. Never	3.3	4.5	2.3	3.6	1.3	3.9	4.5	1.9	3.9	2.5	7.0	1.7	3.4	5.4	7.1	17.3
<i>Item 5700 Subject B01</i>	<i>N</i> 2110	965	1092	1453	228	418	568	757	367	1644	393	1127	446	208	264	21
<b>D003:</b> How interesting are most of your courses to you?																
5. Very exciting and stimulating	4.2	2.4	5.0	2.5	7.7	4.2	4.3	4.4	3.6	3.8	4.5	4.6	5.0	2.4	1.3	13.7
4. Quite interesting	26.9	24.8	28.5	25.4	27.6	26.7	25.3	27.8	27.6	29.7	16.9	31.2	20.1	24.7	21.0	17.0
3. Fairly interesting	43.2	40.2	46.6	45.7	39.6	42.7	44.9	41.7	44.1	43.1	41.6	43.9	42.9	45.5	42.0	27.7
2. Slightly dull	19.9	24.2	16.1	20.7	19.3	19.6	17.4	21.7	20.4	19.1	24.2	15.6	27.8	24.1	22.9	9.5
1. Very dull	5.9	8.3	3.7	5.7	5.8	6.8	8.1	4.5	4.3	4.3	12.7	4.7	4.3	3.3	12.8	32.1
<i>Item 5710 Subject B01</i>	<i>N</i> 2111	966	1089	1456	228	417	567	759	368	1646	392	1127	450	208	260	21
<b>D004:</b> How important do you think the things you are learning in school are going to be for your later life?																
5. Very important	18.4	17.0	18.6	15.3	31.9	10.8	17.3	24.5	16.0	18.6	16.8	21.8	17.4	11.4	10.0	16.2
4. Quite important	25.6	24.9	26.7	24.3	27.7	26.0	26.4	24.7	26.1	27.5	17.2	27.1	20.4	29.7	23.3	33.8
3. Fairly important	33.1	31.9	34.3	35.6	26.8	34.5	32.2	30.8	37.8	34.0	30.7	30.7	38.2	36.3	35.9	14.1
2. Slightly important	18.7	20.7	17.4	20.3	11.0	23.6	18.9	17.0	16.1	16.8	26.7	18.4	18.9	17.9	21.9	10.5
1. Not at all important	4.2	5.6	2.9	4.6	2.6	5.1	5.3	2.9	4.0	3.1	8.6	2.0	5.0	4.6	8.9	25.5
<i>Item 5720 Subject B01</i>	<i>N</i> 2101	960	1086	1445	228	411	565	757	368	1637	392	1124	444	208	260	20
<b>D005:</b> How much competition for grades is there among students at your school?																
1. None	6.9	8.8	4.5	6.1	5.1	6.7	7.8	5.8	8.0	5.7	11.2	5.3	7.5	6.7	10.7	34.9
2. A little	19.0	21.5	16.7	19.7	16.5	20.9	23.0	15.0	18.8	17.0	25.6	16.2	21.3	17.1	28.1	27.9
3. Some	30.5	31.8	29.7	30.9	28.3	24.8	31.1	29.0	39.1	28.7	38.4	30.5	30.7	34.6	27.9	8.8
4. Quite a bit	26.6	24.7	28.2	26.0	27.8	26.4	24.8	29.5	23.5	28.7	18.2	28.3	29.1	24.2	17.4	14.3
5. A great deal	17.1	13.2	20.9	17.3	22.3	21.2	13.4	20.7	10.7	19.9	6.6	19.8	11.3	17.3	15.9	14.0
<i>Item 5730 Subject B04</i>	<i>N</i> 2097	957	1083	1444	228	410	565	756	366	1638	389	1122	447	207	259	20
<b>D006:</b> How do you think most of the students in your classes would feel if you cheated on a test?																
1. They would like it very much	3.3	3.6	2.1	2.6	5.2	3.1	2.9	3.7	3.1	2.5	5.3	2.0	4.2	3.3	5.0	23.3
2. They would like it	3.3	3.6	2.8	2.9	5.6	2.3	2.0	4.0	5.0	3.0	4.6	2.8	4.2	3.4	4.0	8.8
3. They would not care	76.8	78.0	76.9	78.6	77.5	72.5	82.4	74.8	77.1	77.1	76.0	75.6	77.4	81.8	77.4	63.3
4. They would dislike it	12.4	10.8	14.0	12.1	8.7	16.7	9.9	12.9	10.4	12.9	10.0	14.3	10.6	10.5	11.0	-
5. They would dislike it very much	4.2	4.0	4.2	3.8	2.9	5.4	2.8	4.6	4.4	4.5	4.1	5.3	3.7	0.9	2.7	4.6
<i>Item 5740 Subject B04</i>	<i>N</i> 2088	954	1081	1441	227	405	561	754	368	1635	386	1117	444	207	260	20



DESCRIPTIVE RESULTS: 1996

85

QUESTIONNAIRE FORM 1 1996	TOTAL	SEX		RACE		REGION				COLLEGE PLANS?		ILLICIT DRUG USE: LIFETIME				
		M	F	White	Black	NE	NC	S	W	Yes	No	None	Mari- juana Only	Few Pills	More Pills	Any Her- oin
<i>N (Weighted No. of Cases):</i>	2466	1084	1197	1587	269	518	643	893	412	1737	425	1226	540	236	335	32
<i>% of Weighted Total:</i>	100.0	43.9	48.5	64.3	10.9	21.0	26.1	36.2	16.7	70.4	17.2	49.7	21.9	9.6	13.6	1.3
<b>D007:</b> How do you think most of the students in your classes would feel if you intentionally did things to make your teachers angry?																
1. They would like it very much	4.5	6.6	2.4	3.4	7.4	4.6	4.6	4.5	4.3	3.8	7.9	3.9	5.0	5.3	3.9	23.9
2. They would like it	11.2	14.4	7.8	11.6	7.2	9.5	13.4	10.1	12.0	10.8	12.6	10.0	13.4	11.2	11.9	20.9
3. They would not care	49.4	49.8	49.5	48.6	57.7	47.3	48.2	52.0	48.1	49.8	47.7	46.6	51.2	51.4	55.7	45.1
4. They would dislike it	28.3	24.1	32.7	29.9	22.8	31.8	28.7	25.7	29.2	29.3	24.1	31.3	25.1	27.9	24.5	6.3
5. They would dislike it very much	6.6	5.1	7.6	6.4	4.9	6.8	5.1	7.6	6.4	6.3	7.7	8.2	5.2	4.2	3.9	3.8
<i>Item 5750 Subject B04</i>	<i>N</i> 2069	<i>944</i>	<i>1070</i>	<i>1427</i>	<i>224</i>	<i>405</i>	<i>556</i>	<i>742</i>	<i>367</i>	<i>1617</i>	<i>384</i>	<i>1109</i>	<i>440</i>	<i>204</i>	<i>256</i>	<i>20</i>
<b>D008:</b> How often do you find that your friends encourage you to do things which your teachers wouldn't like?																
1. Never	34.1	23.7	43.9	32.0	45.5	35.8	35.7	31.9	34.5	33.6	35.8	36.7	30.6	37.3	24.8	32.3
2. Seldom	37.3	39.7	35.5	39.2	25.3	40.4	38.1	33.0	41.5	39.3	28.3	38.1	39.2	32.1	39.4	19.3
3. Sometimes	19.9	25.2	15.2	20.8	17.3	16.0	19.6	23.2	17.8	19.1	23.4	18.5	23.1	18.9	19.6	21.7
4. Often	6.2	8.4	4.1	6.0	8.5	5.7	4.7	8.3	5.0	5.9	8.3	5.2	5.3	9.5	9.5	7.3
5. Almost always	2.4	3.0	1.4	1.9	3.3	2.1	1.8	3.6	1.2	2.1	4.2	1.5	1.8	2.1	6.6	19.4
<i>Item 5760 Subject B04</i>	<i>N</i> 2067	<i>941</i>	<i>1071</i>	<i>1423</i>	<i>226</i>	<i>402</i>	<i>552</i>	<i>746</i>	<i>366</i>	<i>1617</i>	<i>382</i>	<i>1110</i>	<i>440</i>	<i>205</i>	<i>252</i>	<i>21</i>
<b>D009:</b> Have you ever been in a work-study program—that is, a program where you work on a job as part of your schooling?																
1. No, not ever	79.8	81.3	80.1	83.0	67.8	87.3	81.2	74.2	80.9	83.4	68.5	83.0	76.0	82.0	73.2	61.7
2. Yes, for a half year or less	8.2	7.0	8.3	6.8	15.4	6.3	7.1	9.8	8.7	6.9	12.4	7.8	8.5	7.6	9.5	20.3
3. Yes, for about a year	8.5	8.3	8.5	7.3	13.4	3.8	8.5	12.2	6.3	7.1	12.2	6.8	10.8	5.5	12.2	14.5
4. Yes, for about two years	2.7	2.8	2.5	2.2	1.6	1.5	2.6	3.5	2.5	2.1	5.1	1.9	3.9	4.1	3.0	-
5. Yes, for more than two years	0.8	0.7	0.7	0.7	1.9	1.0	0.6	0.5	1.6	0.5	1.8	0.5	0.8	0.7	2.1	3.6
<i>Item 5770 Subject B02, C01</i>	<i>N</i> 2062	<i>938</i>	<i>1069</i>	<i>1423</i>	<i>224</i>	<i>403</i>	<i>554</i>	<i>743</i>	<i>363</i>	<i>1610</i>	<i>384</i>	<i>1103</i>	<i>438</i>	<i>205</i>	<i>255</i>	<i>21</i>
<b>D010:</b> How many times this school year have you seen a counselor individually?																
1. No times	24.8	26.0	23.4	26.2	23.3	23.1	29.0	27.5	14.5	22.6	35.3	24.2	28.7	20.8	21.4	35.3
2. 1 time	11.9	10.3	12.9	12.7	8.6	10.6	9.4	12.6	15.8	10.7	15.5	12.5	11.3	14.0	7.8	17.7
3. 2 times	17.0	18.9	15.4	17.3	10.9	16.7	13.5	17.5	21.6	17.8	14.3	15.8	17.1	23.8	16.0	12.0
4. 3 or 4 times	24.3	23.5	25.2	25.0	23.7	28.0	23.7	21.6	26.4	25.6	19.1	23.7	21.6	29.0	29.2	19.0
5. 5-7 times	10.7	11.0	10.6	9.2	14.7	10.2	13.7	9.7	8.4	11.1	8.4	11.9	8.9	5.4	14.1	3.6
6. 8-10 times	4.8	4.6	5.0	4.1	8.8	4.3	4.1	5.0	6.0	5.2	2.4	4.8	5.7	2.6	4.4	5.1
7. 11 or more times	6.6	5.8	7.5	5.5	10.1	7.0	6.6	6.1	7.3	6.9	4.9	7.1	6.7	4.5	7.1	7.2
<i>Item 5780 Subject B05</i>	<i>N</i> 2057	<i>937</i>	<i>1067</i>	<i>1422</i>	<i>222</i>	<i>401</i>	<i>554</i>	<i>742</i>	<i>360</i>	<i>1606</i>	<i>382</i>	<i>1103</i>	<i>436</i>	<i>205</i>	<i>252</i>	<i>21</i>
<b>D011:</b> How many times this school year have you seen a counselor as a part of a group of other students?																
1. No times	59.9	60.4	60.1	63.2	53.7	63.4	60.8	55.1	64.6	58.7	65.3	59.6	62.4	56.3	62.0	52.5
2. 1 time	14.0	12.2	14.9	14.0	12.8	13.4	14.3	15.2	11.8	14.5	10.9	13.7	13.2	19.5	12.4	19.5
3. 2 times	10.8	13.4	8.4	9.4	11.6	6.7	10.9	12.6	11.3	10.9	11.6	10.5	11.7	11.5	9.0	8.0
4. 3 or 4 times	9.1	8.1	10.2	8.7	10.7	8.9	8.3	10.8	7.3	9.7	6.4	10.5	7.8	7.4	8.3	4.4
5. 5-7 times	3.2	2.8	3.7	2.8	6.6	4.1	3.1	3.7	1.4	3.7	1.5	3.5	2.2	2.4	3.6	8.7
6. 8-10 times	1.5	1.5	1.4	1.1	2.7	2.4	1.1	1.5	1.0	1.2	2.2	1.1	1.7	0.6	2.8	4.1
7. 11 or more times	1.4	1.6	1.3	0.7	2.0	1.1	1.5	1.0	2.6	1.3	2.2	1.2	1.0	2.3	1.9	2.9
<i>Item 5790 Subject B05</i>	<i>N</i> 2051	<i>931</i>	<i>1068</i>	<i>1415</i>	<i>224</i>	<i>397</i>	<i>556</i>	<i>737</i>	<i>361</i>	<i>1600</i>	<i>381</i>	<i>1100</i>	<i>437</i>	<i>203</i>	<i>251</i>	<i>21</i>
<b>D012:</b> Would you have preferred to see a counselor more or less often than you have during the past year?																
5. Much more often	8.3	8.6	8.2	5.8	18.5	5.2	7.8	9.2	10.6	7.6	10.8	7.6	11.0	6.9	7.8	6.9
4. A little more often	19.7	17.8	20.7	16.5	23.2	14.6	16.4	22.1	25.4	20.6	15.3	20.2	18.7	22.1	17.1	29.7
3. About as often	49.8	48.7	51.6	56.2	32.2	59.8	48.0	47.9	45.6	52.9	39.5	54.4	42.5	50.2	45.8	29.3
2. A little less often	6.9	6.7	6.8	6.3	10.5	4.5	10.1	6.4	5.5	6.1	9.8	5.9	7.4	7.6	9.0	6.8
1. Much less often	15.3	18.2	12.7	15.2	15.6	15.9	17.7	14.4	12.9	12.9	24.6	11.9	20.4	13.2	20.3	27.3
<i>Item 5800 Subject B05</i>	<i>N</i> 2011	<i>921</i>	<i>1039</i>	<i>1393</i>	<i>212</i>	<i>391</i>	<i>541</i>	<i>722</i>	<i>357</i>	<i>1572</i>	<i>374</i>	<i>1081</i>	<i>426</i>	<i>199</i>	<i>248</i>	<i>21</i>



## MONITORING THE FUTURE

QUESTIONNAIRE FORM 1 1996	TOTAL	SEX		RACE		REGION				COLLEGE PLANS?		ILLICIT DRUG USE: LIFETIME				
		M	F	White	Black	NE	NC	S	W	Yes	No	None	Mari- juana Only	Few Pills	More Pills	Any Her- oin
<i>N (Weighted No. of Cases):</i>	2466	1084	1197	1587	269	518	643	893	412	1737	425	1226	540	236	335	32
<i>% of Weighted Total:</i>	100.0	43.9	48.5	64.3	10.9	21.0	26.1	36.2	16.7	70.4	17.2	49.7	21.9	9.6	13.6	1.3
<b>D013:</b> How helpful have your sessions with a counselor been to you?																
5. Extremely helpful	12.6	11.3	13.5	10.2	27.0	9.2	11.7	16.2	10.4	12.2	12.7	14.5	11.7	9.5	8.3	4.4
4. Quite helpful	19.9	19.8	20.1	19.5	19.1	18.2	15.6	21.9	24.3	21.3	15.0	22.6	16.7	18.0	17.7	12.9
3. Somewhat helpful	19.8	19.6	20.0	19.8	16.6	21.4	19.1	18.3	22.0	20.7	15.7	18.0	23.3	23.6	19.9	12.6
2. A little helpful	17.2	16.7	17.7	16.8	13.3	18.6	17.3	15.3	19.2	16.8	17.5	16.7	14.7	20.6	19.9	18.5
1. Not at all helpful	10.9	11.8	10.1	11.8	8.1	13.6	10.9	8.2	13.1	11.2	10.4	8.2	11.9	12.5	17.6	22.5
8. Did not see a counselor this year	19.7	20.9	18.6	21.9	16.1	19.0	25.4	20.0	11.0	17.8	28.7	20.0	21.8	15.8	16.6	29.2
<i>Item 5810 Subject B05</i>	<i>N</i> 2028	921	1057	1408	214	393	546	733	357	1586	375	1087	430	203	249	21
<b>D014:</b> Would you have preferred more or less of each of the following types of counseling in the last year?																
<b>D014A:</b> Choosing what courses to take																
5. Much more	21.4	22.9	19.7	17.1	31.1	17.7	22.4	21.1	24.3	19.4	26.6	17.8	27.3	22.9	24.1	38.3
4. A little more	24.5	22.3	26.4	25.1	24.0	23.3	21.7	25.7	27.5	25.4	21.4	24.6	23.2	34.0	21.7	10.5
3. About right	45.7	45.3	46.8	49.5	34.7	50.4	47.2	44.1	41.8	48.1	38.4	50.1	42.0	35.9	42.0	22.5
2. A little less	2.1	2.0	2.1	1.8	3.2	2.7	1.8	2.5	1.4	2.0	2.4	1.9	1.1	2.5	3.4	4.6
1. Much less	6.3	7.6	5.0	6.4	7.1	6.0	6.9	6.5	5.1	5.1	11.2	5.5	6.4	4.7	8.8	24.1
<i>Item 5811 Subject B05</i>	<i>N</i> 1987	901	1036	1373	210	375	540	715	357	1562	365	1076	422	198	238	19
<b>D014B:</b> Discussing problems with course work																
5. Much more	12.7	12.1	12.8	9.1	26.9	9.9	13.2	13.1	14.1	10.9	17.6	10.4	14.9	12.7	17.5	20.9
4. A little more	21.1	18.5	23.6	19.8	23.7	21.1	18.4	23.8	19.7	22.0	17.5	20.6	19.7	26.1	21.9	18.6
3. About right	52.8	52.9	53.2	58.0	34.9	57.5	53.0	49.1	54.9	55.6	43.0	56.2	53.3	47.1	44.9	27.6
2. A little less	2.9	3.6	2.2	2.2	4.1	2.6	1.8	4.3	2.0	2.6	3.8	2.5	2.3	3.9	2.9	8.7
1. Much less	10.5	12.9	8.1	10.9	10.4	8.9	13.6	9.7	9.3	8.9	18.1	10.3	9.8	10.2	12.7	24.1
<i>Item 5812 Subject B05</i>	<i>N</i> 1961	892	1023	1357	208	370	533	706	352	1543	361	1063	415	195	237	19
<b>D014C:</b> Discussing any trouble you've gotten into																
5. Much more	8.0	7.3	7.9	5.8	19.6	6.0	7.8	9.1	8.4	6.9	11.6	6.3	10.3	9.5	8.7	17.4
4. A little more	7.7	7.7	7.9	5.1	15.0	8.1	6.7	8.2	7.7	7.7	7.4	6.4	10.6	10.4	5.4	9.5
3. About right	60.8	60.4	62.2	66.1	40.2	65.5	62.4	56.1	63.0	64.1	49.1	65.9	55.7	56.7	56.0	26.7
2. A little less	5.4	5.2	5.3	5.3	3.9	5.3	4.1	6.8	4.6	5.5	5.3	4.5	6.3	5.3	7.1	11.8
1. Much less	18.0	19.4	16.7	17.7	21.3	15.0	19.1	19.7	16.2	15.9	26.6	16.8	17.1	18.1	22.8	34.6
<i>Item 5813 Subject B05</i>	<i>N</i> 1910	876	989	1323	201	365	518	686	341	1507	350	1026	410	194	230	19
<b>D014D:</b> Discussing military plans																
5. Much more	5.6	7.9	3.2	4.4	9.3	5.3	4.0	7.4	5.0	4.4	9.2	4.3	4.3	8.4	9.1	7.9
4. A little more	5.1	5.6	4.2	4.3	9.7	5.1	6.1	4.6	4.6	5.1	4.3	4.7	5.7	5.7	5.5	8.0
3. About right	46.7	44.2	49.6	51.2	27.4	50.0	45.8	43.9	50.2	49.9	34.7	50.5	45.6	37.4	42.1	26.7
2. A little less	5.5	6.8	4.2	5.6	1.6	4.4	7.7	4.4	5.3	4.9	7.6	5.0	6.6	3.7	7.2	10.2
1. Much less	37.1	35.5	38.7	34.5	52.1	35.2	36.4	39.8	34.9	35.8	44.2	35.5	37.8	44.8	36.1	47.2
<i>Item 5814 Subject B05</i>	<i>N</i> 1885	876	968	1307	200	357	518	670	340	1481	351	1014	402	192	228	19
<b>D014E:</b> Discussing education or training plans																
5. Much more	19.0	17.2	20.2	14.4	32.1	16.5	14.0	21.5	23.9	18.6	18.9	18.0	21.2	22.0	15.2	20.9
4. A little more	27.0	23.3	30.2	27.1	29.9	27.9	28.0	27.0	24.5	27.8	20.9	29.7	23.7	26.9	23.8	11.1
3. About right	41.1	43.2	39.9	44.8	28.3	42.2	43.1	40.0	39.0	42.1	39.6	42.1	42.0	35.0	41.8	26.7
2. A little less	4.1	4.8	3.4	3.8	2.6	4.8	3.8	3.1	5.8	4.1	4.8	3.4	1.9	9.0	5.0	17.6
1. Much less	8.8	11.5	6.2	9.9	7.0	8.6	11.1	8.3	6.8	7.4	15.9	6.8	11.1	7.1	14.2	23.7
<i>Item 5815 Subject B05</i>	<i>N</i> 1946	882	1020	1354	201	369	529	699	349	1527	361	1053	409	195	238	19
<b>D014F:</b> Discussing career plans or job choice																
5. Much more	24.7	23.1	25.9	19.6	39.4	21.5	21.3	26.9	29.1	25.1	21.4	23.9	26.7	26.1	21.8	37.1
4. A little more	28.0	24.1	31.7	29.2	29.0	31.8	27.1	26.8	27.8	28.6	24.7	30.7	25.6	23.0	27.7	9.7
3. About right	35.5	39.1	33.2	38.9	22.5	35.1	37.1	36.3	32.0	36.4	34.1	36.0	36.4	34.6	33.2	17.7
2. A little less	4.4	5.1	3.6	4.5	3.4	4.7	5.5	3.4	4.6	3.9	6.5	3.3	3.0	9.1	6.6	17.6
1. Much less	7.3	8.6	5.6	7.8	5.7	6.9	9.0	6.6	6.5	6.0	13.2	6.0	8.3	7.2	10.7	18.0
<i>Item 5816 Subject B05</i>	<i>N</i> 1946	884	1016	1352	206	374	528	699	345	1529	361	1050	413	193	238	19



QUESTIONNAIRE FORM 1 1996	TOTAL	SEX		RACE		REGION				COLLEGE PLANS?		ILLICIT DRUG USE: LIFETIME					
		M	F	White	Black	NE	NC	S	W	Yes	No	None	Mari- juana Only	Few Pills	More Pills	Any Her- oin	
<i>N (Weighted No. of Cases):</i>	2466	1084	1197	1587	269	518	643	893	412	1737	425	1226	540	236	335	32	
<i>% of Weighted Total:</i>	100.0	43.9	48.5	64.3	10.9	21.0	26.1	36.2	16.7	70.4	17.2	49.7	21.9	9.6	13.6	1.3	
<b>D014G:</b> Discussing personal problems																	
5. Much more	9.7	8.9	9.8	6.9	20.0	8.4	9.7	10.5	9.5	8.3	13.1	8.3	10.8	11.8	10.5	17.9	
4. A little more	9.3	7.5	11.0	8.7	10.2	12.2	7.6	8.4	10.4	9.2	9.8	7.8	10.0	12.3	12.0	17.6	
3. About right	52.5	54.4	51.5	57.6	35.0	54.0	53.8	50.7	52.8	55.6	41.1	58.2	49.6	40.2	47.3	4.9	
2. A little less	6.3	5.5	7.1	5.3	10.2	4.2	6.6	6.2	8.4	6.2	6.9	5.8	7.0	6.2	7.7	5.6	
1. Much less	22.1	23.7	20.6	21.5	24.6	21.2	22.2	24.3	18.9	20.8	29.2	20.0	22.5	29.5	22.5	54.0	
<i>Item 5817 Subject B05</i>	<i>N</i>	<i>1895</i>	<i>869</i>	<i>985</i>	<i>1311</i>	<i>203</i>	<i>363</i>	<i>519</i>	<i>672</i>	<i>341</i>	<i>1486</i>	<i>356</i>	<i>1017</i>	<i>407</i>	<i>194</i>	<i>229</i>	<i>15</i>
<b>D015:</b> These next questions concern your health. During the LAST 30 DAYS, on how many days (if any) did you have the following problems or symptoms?																	
<b>D015A:</b> Headache																	
1. None	17.5	26.1	9.0	14.4	21.7	13.7	16.4	18.4	21.4	15.9	21.6	19.9	15.7	8.7	14.2	25.9	
2. One day	16.7	21.1	12.5	16.8	17.6	16.7	15.6	17.9	16.1	17.5	13.4	18.7	16.0	14.9	12.7	-	
3. Two days	20.6	22.5	19.9	20.3	25.0	22.4	16.5	22.6	21.2	20.9	19.3	21.5	21.0	20.6	17.0	12.3	
4. 3 to 5 days	23.4	18.5	27.9	24.0	19.6	22.9	27.0	20.4	24.4	23.2	26.3	20.8	26.2	26.4	27.3	35.1	
5. 6 to 9 days	11.4	7.0	15.6	12.4	9.5	11.7	12.6	11.5	9.1	11.5	11.4	10.3	11.5	14.4	15.2	5.0	
6. 10 to 19 days	6.2	3.0	9.0	7.2	3.2	9.5	5.9	5.7	4.0	6.7	3.9	5.9	5.1	7.6	8.7	9.4	
7. 20+ days	4.2	1.8	6.0	4.9	3.5	3.1	6.1	3.4	3.9	4.3	4.1	2.9	4.5	7.4	4.8	12.3	
<i>Item 21310 Subject T01</i>	<i>N</i>	<i>1998</i>	<i>897</i>	<i>1052</i>	<i>1381</i>	<i>215</i>	<i>386</i>	<i>540</i>	<i>718</i>	<i>355</i>	<i>1556</i>	<i>374</i>	<i>1074</i>	<i>423</i>	<i>201</i>	<i>243</i>	<i>21</i>
<b>D015B:</b> Sore throat or hoarse voice																	
1. None	37.4	40.9	34.2	33.2	53.1	29.7	37.7	39.7	40.5	36.0	42.6	40.9	33.1	32.4	30.3	27.9	
2. One day	16.7	18.8	15.2	16.8	12.2	15.5	15.6	15.9	21.4	15.8	19.3	17.6	16.6	16.6	15.2	7.8	
3. Two days	16.4	17.0	16.0	17.5	15.2	16.9	19.6	15.4	12.7	16.6	15.5	15.9	19.2	13.3	17.6	14.1	
4. 3 to 5 days	18.3	14.8	21.4	20.6	11.8	25.3	16.0	19.0	12.6	19.3	15.7	17.1	18.1	22.1	22.8	14.6	
5. 6 to 9 days	7.8	6.7	8.7	8.0	3.4	8.2	8.1	7.3	8.0	8.3	5.8	5.4	9.3	12.6	10.2	27.2	
6. 10 to 19 days	2.5	1.6	3.3	3.0	2.0	3.9	1.7	1.9	3.6	3.0	0.7	2.3	2.9	2.2	2.9	2.8	
7. 20+ days	0.9	0.2	1.3	0.9	2.3	0.5	1.3	0.8	1.2	1.0	0.4	0.9	0.8	0.8	1.0	5.6	
<i>Item 21320 Subject T01</i>	<i>N</i>	<i>1993</i>	<i>899</i>	<i>1048</i>	<i>1381</i>	<i>216</i>	<i>384</i>	<i>539</i>	<i>718</i>	<i>353</i>	<i>1558</i>	<i>371</i>	<i>1075</i>	<i>413</i>	<i>201</i>	<i>246</i>	<i>21</i>
<b>D015C:</b> Trouble with sinus congestion, runny nose, or sneezing																	
1. None	20.7	24.2	17.2	18.3	32.4	19.7	21.0	20.0	22.4	18.7	26.7	21.0	21.0	16.7	18.1	18.6	
2. One day	10.0	10.8	9.2	9.4	11.9	8.1	10.0	10.7	10.5	9.5	11.8	11.1	9.3	8.5	8.7	-	
3. Two days	14.4	14.8	14.3	14.0	14.5	15.5	12.2	14.7	15.9	14.6	13.7	15.1	14.5	12.5	13.9	17.2	
4. 3 to 5 days	23.4	21.8	24.7	25.3	17.1	25.2	27.0	21.2	20.5	24.3	21.4	22.9	25.4	24.0	24.4	28.9	
5. 6 to 9 days	13.7	11.3	15.7	13.4	9.8	13.5	13.1	15.0	12.4	14.7	10.1	13.6	12.6	17.0	13.7	7.4	
6. 10 to 19 days	10.3	9.7	11.1	11.9	6.4	12.3	8.7	10.6	9.9	10.6	9.2	10.4	7.8	12.5	12.6	17.4	
7. 20+ days	7.5	7.3	7.8	7.6	7.9	5.6	8.1	7.8	8.3	7.6	7.1	6.0	9.4	8.8	8.6	10.5	
<i>Item 21330 Subject T01</i>	<i>N</i>	<i>1992</i>	<i>900</i>	<i>1047</i>	<i>1379</i>	<i>215</i>	<i>383</i>	<i>538</i>	<i>717</i>	<i>354</i>	<i>1560</i>	<i>372</i>	<i>1075</i>	<i>416</i>	<i>201</i>	<i>244</i>	<i>21</i>
<b>D015D:</b> Coughing spells																	
1. None	50.3	54.8	46.7	47.7	57.8	47.0	49.1	48.2	59.9	49.6	51.8	56.1	46.5	38.3	37.8	46.5	
2. One day	12.9	12.8	12.8	13.0	12.9	12.5	15.4	11.3	12.7	12.4	14.3	12.6	15.2	12.1	12.8	3.0	
3. Two days	12.9	12.2	13.5	14.2	10.0	12.8	12.5	14.2	11.0	13.9	9.7	11.8	12.8	16.7	16.5	13.4	
4. 3 to 5 days	12.2	10.1	14.0	12.0	12.5	12.7	11.5	14.7	7.9	12.9	10.1	10.9	14.5	15.6	12.3	13.1	
5. 6 to 9 days	5.8	4.6	6.9	6.6	1.9	8.0	6.3	5.0	4.4	5.4	7.3	4.4	7.2	5.2	10.8	4.1	
6. 10 to 19 days	3.6	3.1	4.0	4.2	1.3	5.9	3.1	4.0	0.9	3.6	3.9	2.7	2.1	7.1	6.3	6.6	
7. 20+ days	2.3	2.3	2.1	2.3	3.6	1.0	2.2	2.6	3.1	2.1	2.8	1.4	1.7	4.9	3.6	13.4	
<i>Item 21340 Subject T01</i>	<i>N</i>	<i>1985</i>	<i>896</i>	<i>1045</i>	<i>1378</i>	<i>212</i>	<i>383</i>	<i>536</i>	<i>713</i>	<i>354</i>	<i>1555</i>	<i>369</i>	<i>1072</i>	<i>415</i>	<i>199</i>	<i>243</i>	<i>21</i>
<b>D015E:</b> Chest colds																	
1. None	69.4	73.3	66.1	68.7	72.0	65.5	68.3	68.5	76.9	69.8	67.5	75.4	67.1	58.0	57.3	55.4	
2. One day	8.6	9.0	8.5	8.6	8.3	10.8	8.0	7.2	10.2	8.1	10.6	7.0	10.9	11.4	10.2	6.2	
3. Two days	7.8	7.5	8.1	7.5	9.6	7.4	10.3	7.6	4.7	8.0	7.7	5.9	10.0	13.5	9.0	2.1	
4. 3 to 5 days	7.3	5.1	9.2	8.5	5.5	8.6	7.2	8.5	3.6	7.7	6.3	5.5	7.8	9.2	11.9	19.1	
5. 6 to 9 days	3.3	1.9	4.5	3.3	1.1	3.5	3.3	3.5	2.6	2.9	4.6	3.4	1.4	3.6	6.5	-	
6. 10 to 19 days	2.5	2.1	2.9	2.6	2.1	3.3	1.8	3.3	1.2	2.5	2.2	1.9	2.0	2.4	4.9	11.5	
7. 20+ days	1.0	1.1	0.8	0.9	1.3	0.8	1.1	1.3	0.8	1.0	1.0	1.1	0.8	1.9	0.2	5.6	
<i>Item 21350 Subject T01</i>	<i>N</i>	<i>1971</i>	<i>887</i>	<i>1037</i>	<i>1369</i>	<i>214</i>	<i>382</i>	<i>532</i>	<i>704</i>	<i>353</i>	<i>1541</i>	<i>370</i>	<i>1066</i>	<i>410</i>	<i>197</i>	<i>243</i>	<i>21</i>



## MONITORING THE FUTURE

QUESTIONNAIRE FORM 1 1996	TOTAL	SEX		RACE		REGION				COLLEGE PLANS?		ILLCIT DRUG USE: LIFETIME					
		M	F	White	Black	NE	NC	S	W	Yes	No	None	Mari- juana Only	Few Pills	More Pills	Any Her- oin	
<i>N (Weighted No. of Cases):</i>	2466	1084	1197	1587	269	518	643	893	412	1737	425	1226	540	236	335	32	
<i>% of Weighted Total:</i>	100.0	43.9	48.5	64.3	10.9	21.0	26.1	36.2	16.7	70.4	17.2	49.7	21.9	9.6	13.6	1.3	
<b>D015F:</b> Coughing up phlegm or blood																	
1. None	75.1	76.6	74.2	74.3	84.3	69.8	73.8	77.7	77.9	75.0	74.6	81.3	73.4	62.6	63.7	41.4	
2. One day	5.4	5.6	5.2	5.7	1.9	5.9	5.1	5.2	5.4	5.0	6.9	4.5	5.9	8.3	6.7	2.1	
3. Two days	5.4	6.1	4.8	5.1	4.0	7.1	4.3	5.2	5.7	5.5	5.6	4.0	6.3	6.5	7.8	22.7	
4. 3 to 5 days	5.4	3.6	6.9	6.1	3.7	7.5	5.6	4.0	5.4	5.7	4.4	3.7	6.2	9.6	6.9	22.3	
5. 6 to 9 days	3.7	4.5	2.9	3.7	2.8	3.7	4.7	3.4	2.6	3.3	5.5	2.7	4.3	1.9	7.1	4.1	
6. 10 to 19 days	2.6	1.8	3.4	3.0	1.3	4.4	2.6	2.1	1.9	2.9	1.7	2.2	2.0	5.3	3.9	1.8	
7. 20+ days	2.4	1.9	2.5	2.2	2.0	1.6	3.9	2.4	1.0	2.6	1.4	1.7	1.9	5.8	3.9	5.6	
<i>Item 21360 Subject T01</i>	<i>N</i>	<i>1976</i>	<i>890</i>	<i>1041</i>	<i>1371</i>	<i>212</i>	<i>383</i>	<i>535</i>	<i>707</i>	<i>352</i>	<i>1545</i>	<i>371</i>	<i>1070</i>	<i>411</i>	<i>198</i>	<i>243</i>	<i>21</i>
<b>D015G:</b> Shortness of breath when you were not exercising																	
1. None	77.1	83.7	71.6	76.4	79.1	75.0	76.1	77.3	80.2	78.4	70.9	83.4	77.3	67.3	57.8	49.5	
2. One day	7.4	6.4	8.1	7.2	8.4	7.7	8.8	7.7	4.4	7.2	7.5	4.5	8.1	11.7	14.6	21.2	
3. Two days	4.8	3.0	6.6	5.2	5.0	4.9	4.0	5.3	5.0	4.2	7.3	4.8	4.4	3.0	7.7	-	
4. 3 to 5 days	4.3	2.2	5.9	4.1	3.0	4.9	3.7	3.6	5.7	4.0	5.9	2.7	4.7	6.2	8.1	12.4	
5. 6 to 9 days	2.8	2.5	3.2	2.8	1.7	3.7	4.5	1.4	2.2	2.6	4.3	1.8	3.1	6.0	4.5	2.8	
6. 10 to 19 days	1.4	0.5	2.1	1.8	0.8	2.0	0.9	1.6	1.1	1.5	1.2	1.1	1.1	1.8	2.7	6.6	
7. 20+ days	2.2	1.6	2.6	2.4	1.9	1.8	2.0	3.0	1.4	2.1	3.0	1.6	1.2	4.0	4.6	7.4	
<i>Item 21370 Subject T01</i>	<i>N</i>	<i>1975</i>	<i>892</i>	<i>1039</i>	<i>1371</i>	<i>212</i>	<i>383</i>	<i>533</i>	<i>707</i>	<i>353</i>	<i>1544</i>	<i>371</i>	<i>1071</i>	<i>410</i>	<i>195</i>	<i>243</i>	<i>21</i>
<b>D015H:</b> Wheezing or gasping																	
1. None	82.3	85.3	80.2	81.8	86.6	79.9	81.7	84.7	81.3	83.2	79.2	87.2	82.3	79.4	66.0	55.2	
2. One day	5.3	5.7	5.3	5.3	6.3	4.5	7.1	4.2	6.0	4.7	8.3	4.7	6.4	5.6	5.8	-	
3. Two days	4.5	3.6	5.2	4.7	2.1	4.8	4.2	4.3	4.8	4.5	3.5	3.1	4.1	7.0	9.5	10.6	
4. 3 to 5 days	3.0	2.4	3.3	2.9	2.7	4.5	2.6	2.7	2.8	2.8	3.4	2.0	2.9	2.2	8.2	7.6	
5. 6 to 9 days	1.9	1.6	2.2	1.9	1.6	3.2	2.7	1.1	1.1	2.1	1.7	0.7	2.8	2.4	5.3	4.1	
6. 10 to 19 days	1.7	0.7	2.4	1.9	-	1.8	1.0	1.5	2.9	1.5	2.2	1.4	0.6	3.1	3.2	8.5	
7. 20+ days	1.2	0.8	1.4	1.4	0.7	1.3	0.7	1.5	1.1	1.1	1.7	0.9	1.0	0.3	2.1	14.0	
<i>Item 21380 Subject T01</i>	<i>N</i>	<i>1970</i>	<i>888</i>	<i>1037</i>	<i>1369</i>	<i>211</i>	<i>385</i>	<i>529</i>	<i>704</i>	<i>353</i>	<i>1540</i>	<i>370</i>	<i>1069</i>	<i>412</i>	<i>192</i>	<i>241</i>	<i>21</i>
<b>D015I:</b> Trouble remembering things																	
1. None	66.1	71.4	62.0	68.1	71.0	64.3	66.1	69.2	62.1	66.9	63.0	72.2	66.2	54.4	52.5	22.6	
2. One day	9.4	6.6	11.7	8.8	7.2	12.4	8.8	7.1	11.5	8.7	11.3	9.2	8.4	11.0	10.7	7.9	
3. Two days	5.7	4.9	6.3	4.9	6.1	5.2	7.3	4.4	6.4	5.6	5.9	4.9	7.3	7.1	4.5	2.9	
4. 3 to 5 days	7.3	6.3	8.0	6.8	6.0	6.4	7.7	7.2	7.8	7.6	6.1	6.6	5.8	9.5	11.0	21.3	
5. 6 to 9 days	4.2	3.4	4.7	4.2	1.8	3.7	4.5	3.7	5.2	4.5	2.5	2.4	4.9	3.7	10.1	17.8	
6. 10 to 19 days	3.1	2.2	4.0	3.2	1.8	4.3	2.5	2.5	3.9	2.9	4.7	1.9	2.7	6.1	6.6	5.0	
7. 20+ days	4.2	5.1	3.3	3.9	6.1	3.6	3.1	5.8	3.2	3.8	6.6	2.8	4.8	8.1	4.6	22.5	
<i>Item 21390 Subject T01</i>	<i>N</i>	<i>1973</i>	<i>890</i>	<i>1036</i>	<i>1368</i>	<i>212</i>	<i>382</i>	<i>533</i>	<i>705</i>	<i>353</i>	<i>1545</i>	<i>369</i>	<i>1069</i>	<i>409</i>	<i>198</i>	<i>241</i>	<i>21</i>
<b>D015J:</b> Difficulty thinking or concentrating																	
1. None	50.2	59.8	41.8	50.0	60.5	47.7	48.6	53.4	48.9	48.9	55.0	53.7	51.1	43.0	39.2	20.3	
2. One day	12.5	10.9	14.2	12.2	12.3	14.6	10.5	13.9	10.7	12.9	11.0	13.2	13.1	10.7	10.6	19.0	
3. Two days	11.3	9.1	13.0	10.6	10.4	11.1	14.7	7.8	13.1	11.8	8.2	11.5	11.2	13.2	8.8	10.7	
4. 3 to 5 days	10.9	8.8	12.7	11.3	8.9	10.2	10.4	11.4	11.2	11.5	8.9	10.0	10.6	11.9	15.5	7.6	
5. 6 to 9 days	8.0	6.2	9.7	8.7	2.7	7.5	10.1	6.3	8.6	7.5	9.7	6.8	6.8	10.6	13.2	11.9	
6. 10 to 19 days	3.0	1.8	4.1	3.2	2.4	5.1	2.7	2.0	3.2	3.0	3.0	2.7	2.0	3.8	4.6	12.9	
7. 20+ days	4.2	3.5	4.4	4.0	2.8	3.8	2.9	5.2	4.3	4.3	4.2	2.2	5.2	6.8	8.0	17.6	
<i>Item 21400 Subject T01</i>	<i>N</i>	<i>1977</i>	<i>891</i>	<i>1039</i>	<i>1373</i>	<i>211</i>	<i>381</i>	<i>536</i>	<i>709</i>	<i>352</i>	<i>1547</i>	<i>370</i>	<i>1069</i>	<i>413</i>	<i>197</i>	<i>243</i>	<i>21</i>
<b>D015K:</b> Trouble learning new things																	
1. None	69.2	75.6	64.0	69.7	77.5	67.1	66.9	71.0	71.7	69.6	67.0	73.1	71.9	59.4	55.2	52.5	
2. One day	10.6	8.4	12.3	10.7	5.9	13.4	13.4	8.1	8.1	9.9	13.6	9.4	8.5	17.6	14.2	10.0	
3. Two days	7.7	5.1	10.0	7.4	6.1	6.5	7.8	8.4	7.3	8.2	5.9	7.8	7.4	6.2	9.1	4.2	
4. 3 to 5 days	6.0	5.2	6.5	5.8	5.6	5.7	6.0	5.4	7.4	5.7	6.9	5.1	7.0	7.4	6.5	18.2	
5. 6 to 9 days	3.0	2.2	3.7	3.1	1.1	4.4	3.7	2.5	1.2	3.0	2.5	2.5	1.1	5.1	6.4	2.8	
6. 10 to 19 days	1.4	0.9	1.9	1.3	2.3	0.9	0.4	2.2	1.9	1.7	0.4	1.1	1.4	1.7	2.4	4.9	
7. 20+ days	2.2	2.6	1.6	1.9	1.5	2.0	1.9	2.4	2.5	1.9	3.6	0.9	2.6	2.6	6.3	7.4	
<i>Item 21410 Subject T01</i>	<i>N</i>	<i>1970</i>	<i>889</i>	<i>1035</i>	<i>1365</i>	<i>212</i>	<i>381</i>	<i>532</i>	<i>705</i>	<i>352</i>	<i>1543</i>	<i>369</i>	<i>1068</i>	<i>407</i>	<i>196</i>	<i>243</i>	<i>21</i>
<b>D015L:</b> Trouble sleeping																	
1. None	42.4	51.5	34.2	41.1	56.8	40.5	42.2	44.3	40.7	42.6	39.9	46.9	41.4	33.6	31.6	19.1	
2. One day	14.1	12.2	15.7	13.4	14.8	10.9	13.3	16.0	14.9	13.9	15.5	14.6	12.4	19.0	11.2	22.9	
3. Two days	13.2	9.8	16.4	14.1	8.7	15.1	11.6	12.7	14.8	13.1	13.2	13.7	13.3	11.6	12.5	10.4	
4. 3 to 5 days	12.4	10.3	14.4	13.6	7.5	13.4	16.5	10.3	9.4	12.9	12.2	10.9	13.6	17.3	13.9	15.8	
5. 6 to 9 days	7.2	5.7	8.3	7.6	2.4	8.5	6.3	6.9	7.7	7.5	5.8	5.0	9.9	6.6	13.4	-	
6. 10 to 19 days	4.8	4.4	5.3	5.0	3.5	4.9	5.3	3.8	5.8	4.7	4.9	4.5	4.6	6.8	4.3	9.0	
7. 20+ days	5.9	6.1	5.7	5.1	6.3	6.7	4.8	6.0	6.7	5.2	8.6	4.4	4.8	5.2	13.2	22.9	
<i>Item 21420 Subject T01</i>	<i>N</i>	<i>1969</i>	<i>890</i>	<i>1032</i>	<i>1367</i>	<i>211</i>	<i>380</i>	<i>533</i>	<i>707</i>	<i>349</i>	<i>1541</i>	<i>370</i>	<i>1068</i>	<i>409</i>	<i>197</i>	<i>242</i>	<i>19</i>



DESCRIPTIVE RESULTS: 1996

89

QUESTIONNAIRE FORM 1 1996	TOTAL	SEX		RACE		REGION				COLLEGE PLANS?		ILLICIT DRUG USE: LIFETIME				
		M	F	White	Black	NE	NC	S	W	Yes	No	None	Mari- juana Only	Few Pills	More Pills	Any Her- oin
<i>N (Weighted No. of Cases):</i>	2466	1084	1197	1587	269	518	643	893	412	1737	425	1226	540	236	335	32
<i>% of Weighted Total:</i>	100.0	43.9	48.5	64.3	10.9	21.0	26.1	36.2	16.7	70.4	17.2	49.7	21.9	9.6	13.6	1.3
<b>D015M:</b> Trouble getting started in the morning																
1. None	31.1	38.3	24.5	28.3	46.2	29.2	29.2	34.0	30.1	29.7	35.5	34.3	30.0	22.9	21.9	27.2
2. One day	8.4	7.4	8.9	7.5	8.4	7.5	7.1	7.5	12.8	7.9	9.1	7.5	9.8	9.2	9.7	4.9
3. Two days	10.0	8.7	11.5	10.0	10.3	10.3	9.0	11.9	7.5	10.6	7.3	10.3	8.9	13.7	8.3	8.7
4. 3 to 5 days	12.8	11.4	14.0	14.3	10.9	14.5	14.7	11.0	11.9	13.1	11.8	13.2	12.9	9.4	14.0	10.3
5. 6 to 9 days	8.7	7.4	9.8	9.4	3.1	10.7	10.1	7.4	7.1	8.6	9.7	8.4	7.8	11.8	9.1	7.8
6. 10 to 19 days	8.9	7.9	9.8	10.0	3.7	10.1	8.5	8.9	8.1	9.3	7.9	9.6	7.0	7.8	11.3	4.2
7. 20+ days	20.2	18.7	21.5	20.5	17.5	17.8	21.5	19.3	22.5	20.8	18.7	16.7	23.5	25.3	25.7	36.9
<i>Item 21430 Subject T01</i>	<i>N</i> 1972	889	1035	1366	210	382	532	704	354	1542	370	1070	409	196	240	21
<b>D015N:</b> Stayed home most or all of a day because you were not feeling well																
1. None	62.3	70.7	55.3	63.8	63.7	60.3	63.5	61.9	63.3	62.3	62.7	69.5	58.3	50.6	47.4	33.0
2. One day	18.6	15.7	21.6	18.2	17.9	18.5	17.0	20.5	17.5	19.2	16.0	16.2	22.4	24.3	19.7	30.0
3. Two days	10.0	6.8	12.4	9.8	9.1	12.2	10.4	8.7	9.5	9.2	13.1	9.5	9.5	9.7	14.2	-
4. 3 to 5 days	5.8	4.5	6.5	5.2	5.4	6.1	5.7	5.5	6.1	6.2	4.7	2.5	6.4	11.5	12.3	29.6
5. 6 to 9 days	1.6	0.8	2.4	1.6	1.6	1.3	1.5	1.9	1.8	1.5	1.1	1.3	2.7	1.1	2.0	-
6. 10 to 19 days	0.7	0.1	1.2	0.7	0.8	1.1	0.2	0.5	1.2	0.7	0.7	0.7	0.3	0.4	1.4	-
7. 20+ days	1.1	1.3	0.7	0.7	1.4	0.5	1.7	1.1	0.7	0.9	1.7	0.4	0.5	2.5	3.0	7.4
<i>Item 21440 Subject T01</i>	<i>N</i> 1972	891	1035	1366	212	380	533	706	353	1543	370	1069	412	196	238	21
<b>D016:</b> In the LAST 12 MONTHS, how many times (if any) have you seen a doctor or other professional for each of the following?																
<b>D016A:</b> For a routine physical check-up																
1. None	46.9	49.7	44.3	45.9	45.1	38.1	45.0	51.5	50.1	43.3	60.6	48.4	47.3	43.8	42.4	47.2
2. Once	35.6	35.1	36.2	38.8	27.8	42.2	37.2	31.3	35.0	38.6	24.2	36.3	34.5	34.2	36.1	34.6
3. Twice	12.1	11.7	12.8	10.8	19.5	15.8	12.9	10.8	9.5	12.7	10.6	10.7	11.8	16.3	15.4	10.9
4. 3 to 5 times	3.7	2.2	5.0	2.9	5.8	2.5	3.8	4.0	4.2	3.7	3.4	3.4	4.9	3.3	4.0	-
5. 6 to 9 times	0.5	0.4	0.6	0.4	1.1	0.5	0.3	0.7	0.5	0.4	0.9	0.4	0.9	-	-	3.4
6. 10+ times	1.2	0.9	1.1	1.2	0.8	0.9	0.9	1.7	0.7	1.3	0.4	0.9	0.6	2.4	2.1	3.9
<i>Item 21450 Subject T04</i>	<i>N</i> 1995	903	1036	1370	215	384	530	721	360	1537	373	1077	422	186	244	22
<b>D016B:</b> For an injury suffered in a fight, assault, or auto accident																
1. None	91.4	89.7	93.6	91.4	93.0	91.2	89.8	92.2	92.1	92.7	86.7	93.3	92.4	90.8	83.6	59.2
2. Once	4.7	5.7	3.5	4.6	4.4	4.6	5.8	4.5	3.5	4.6	4.7	4.3	2.6	6.3	7.4	27.0
3. Twice	2.0	2.4	1.6	1.9	1.3	3.3	1.9	1.7	1.4	1.5	4.3	1.2	2.5	1.2	6.0	-
4. 3 to 5 times	0.8	1.1	0.5	1.0	0.3	0.6	1.1	0.4	1.4	0.6	1.6	0.6	0.4	0.3	2.5	6.5
5. 6 to 9 times	0.4	0.7	0.2	0.4	0.2	-	1.1	0.1	0.5	0.1	1.8	0.1	1.2	0.5	-	-
6. 10+ times	0.7	0.4	0.6	0.7	0.9	0.3	0.2	1.0	1.1	0.6	0.9	0.4	0.8	0.9	0.6	7.3
<i>Item 21460 Subject T04</i>	<i>N</i> 1975	898	1028	1365	212	383	530	709	353	1526	373	1071	412	187	241	22
<b>D016C:</b> For any other accidental injury																
1. None	82.1	77.7	86.2	80.7	85.9	82.3	80.7	83.1	81.8	81.1	86.7	83.8	80.3	78.9	80.9	51.0
2. Once	8.9	11.4	7.0	9.8	6.2	8.6	9.4	9.0	8.5	9.5	6.9	8.5	10.2	7.8	9.8	22.4
3. Twice	4.4	5.9	2.7	4.2	4.1	4.0	6.1	3.3	4.3	4.4	4.3	3.4	5.8	5.3	5.0	14.8
4. 3 to 5 times	2.6	2.7	2.4	3.1	1.2	3.7	2.6	1.7	3.2	2.8	1.3	2.0	2.3	5.2	3.6	1.7
5. 6 to 9 times	0.7	0.7	0.7	0.7	0.5	0.9	0.1	0.7	1.6	0.7	0.3	0.6	0.3	2.1	0.4	6.2
6. 10+ times	1.3	1.5	0.9	1.4	2.0	0.5	1.1	2.3	0.7	1.6	0.6	1.8	1.1	0.7	0.3	3.9
<i>Item 21470 Subject T04</i>	<i>N</i> 1972	896	1026	1362	209	383	529	703	358	1524	373	1068	409	188	243	22
<b>D016D:</b> For some physical illness or symptom																
1. None	58.1	67.1	50.6	56.0	67.7	54.0	56.0	62.1	57.6	54.9	70.6	60.2	60.2	51.0	48.9	60.9
2. Once	17.4	15.7	18.9	17.6	13.4	17.8	18.6	15.6	18.7	18.2	13.3	19.0	15.0	15.3	18.6	-
3. Twice	12.0	8.9	15.0	12.7	8.9	14.1	13.4	10.9	10.0	13.5	6.9	11.4	11.9	16.0	13.4	6.1
4. 3 to 5 times	8.6	6.4	10.5	9.6	5.8	9.7	10.0	6.5	9.5	9.2	7.5	7.4	8.3	11.5	11.3	19.4
5. 6 to 9 times	1.7	0.6	2.4	2.0	0.9	1.9	1.0	2.3	1.4	1.8	0.8	0.8	1.5	1.1	5.8	9.7
6. 10+ times	2.1	1.3	2.7	2.1	3.3	2.4	0.9	2.5	2.9	2.5	0.9	1.2	3.1	5.1	1.9	3.9
<i>Item 21480 Subject T04</i>	<i>N</i> 1973	896	1026	1364	208	380	528	708	356	1526	370	1070	405	191	243	22



## MONITORING THE FUTURE

QUESTIONNAIRE FORM 1 1996	TOTAL	SEX		RACE		REGION				COLLEGE PLANS?		ILLICIT DRUG USE: LIFETIME					
		M	F	White	Black	NE	NC	S	W	Yes	No	None	Mari- juana Only	Few Pills	More Pills	Any Her- oin	
<i>N (Weighted No. of Cases):</i>	2466	1084	1197	1587	269	518	643	893	412	1737	425	1226	540	236	335	32	
<i>% of Weighted Total:</i>	100.0	43.9	48.5	64.3	10.9	21.0	26.1	36.2	16.7	70.4	17.2	49.7	21.9	9.6	13.6	1.3	
<b>D016E:</b> For some emotional or psychological problem or symptom																	
1. None	93.6	95.7	92.0	93.5	96.7	92.5	93.6	94.3	93.0	93.7	93.9	97.4	92.2	86.8	86.4	82.1	
2. Once	2.0	1.4	2.7	1.6	1.0	2.0	2.8	1.3	2.5	2.0	2.3	0.7	2.2	4.9	4.7	4.6	
3. Twice	1.0	1.0	0.9	0.9	0.7	1.3	1.0	0.6	1.2	0.9	0.6	0.1	1.8	1.6	2.6	2.6	
4. 3 to 5 times	1.1	0.5	1.6	1.2	-	0.9	0.4	1.6	1.4	1.0	0.9	0.6	0.8	0.5	4.2	-	
5. 6 to 9 times	0.6	0.4	0.7	0.6	1.2	0.9	0.4	0.3	1.2	0.7	0.2	0.3	1.3	1.0	0.3	6.7	
6. 10+ times	1.7	0.9	2.1	2.1	0.4	2.5	1.7	1.8	0.7	1.7	2.1	0.9	1.6	5.3	1.9	3.9	
<i>Item 21490 Subject T04</i>	<i>N</i>	<i>1967</i>	<i>893</i>	<i>1025</i>	<i>1359</i>	<i>209</i>	<i>381</i>	<i>527</i>	<i>707</i>	<i>352</i>	<i>1522</i>	<i>368</i>	<i>1066</i>	<i>407</i>	<i>186</i>	<i>243</i>	<i>22</i>
<b>D017:</b> In the LAST 12 MONTHS, how many times (if any) have you spent one or more nights in the hospital . . .																	
<b>D017A:</b> . . . because of an injury																	
1. None	95.1	94.0	97.1	95.9	93.6	94.8	96.3	93.9	96.0	95.5	94.4	96.4	95.8	92.9	93.0	65.9	
2. Once	3.0	4.0	2.0	2.9	3.2	2.6	2.7	3.7	2.2	2.9	3.4	2.7	1.7	4.2	5.3	4.8	
3. Twice	0.8	1.0	0.3	0.6	0.9	1.2	0.4	0.5	1.5	0.6	1.1	0.5	1.1	1.8	-	7.2	
4. 3 to 5 times	0.5	0.5	0.2	0.3	0.4	0.5	0.2	0.9	-	0.5	0.1	0.2	1.1	-	1.0	-	
5. 6 to 9 times	0.2	0.1	0.2	0.1	0.5	0.3	0.2	0.3	-	0.1	0.2	-	-	1.0	0.4	-	
6. 10+ times	0.5	0.3	0.2	0.3	1.3	0.5	0.2	0.7	0.2	0.4	0.7	0.2	0.2	-	0.4	22.2	
<i>Item 21500 Subject T04</i>	<i>N</i>	<i>1966</i>	<i>903</i>	<i>1014</i>	<i>1354</i>	<i>211</i>	<i>376</i>	<i>527</i>	<i>709</i>	<i>355</i>	<i>1522</i>	<i>368</i>	<i>1069</i>	<i>410</i>	<i>187</i>	<i>240</i>	<i>22</i>
<b>D017B:</b> . . . because of some physical illness																	
1. None	94.9	96.1	95.0	96.4	92.3	94.6	97.2	93.6	94.6	95.0	95.9	96.2	95.8	94.8	91.8	75.1	
2. Once	3.4	2.9	3.3	2.7	3.9	3.6	1.7	4.1	4.3	3.4	2.2	2.5	3.2	5.0	5.9	-	
3. Twice	0.6	0.2	1.0	0.3	2.0	0.5	1.0	0.6	0.4	0.5	1.2	0.5	0.1	-	1.3	7.5	
4. 3 to 5 times	0.4	0.5	0.2	0.1	0.2	0.3	0.2	0.6	0.5	0.3	0.7	0.3	0.7	-	0.2	3.9	
5. 6 to 9 times	0.1	-	0.2	-	0.7	-	-	0.2	-	0.1	-	-	-	0.3	-	-	
6. 10+ times	0.5	0.2	0.4	0.4	0.8	0.9	-	0.9	0.2	0.6	-	0.4	0.1	-	0.8	13.6	
<i>Item 21510 Subject T04</i>	<i>N</i>	<i>1972</i>	<i>904</i>	<i>1019</i>	<i>1361</i>	<i>213</i>	<i>377</i>	<i>527</i>	<i>715</i>	<i>353</i>	<i>1526</i>	<i>371</i>	<i>1067</i>	<i>410</i>	<i>192</i>	<i>239</i>	<i>22</i>
<b>D018:</b> Overall, relative to other people your age, do you think your physical health over the past year has been . . .																	
1. Much poorer than average	5.0	4.1	5.0	4.3	6.8	4.7	4.9	4.5	6.4	3.9	8.1	3.5	5.5	8.2	6.0	11.6	
2. Somewhat poorer than average	10.9	8.2	13.7	10.0	10.6	13.5	11.2	9.3	10.9	10.7	10.6	9.5	11.9	9.6	15.8	24.9	
3. About average	40.6	34.8	45.8	39.6	39.9	42.7	37.2	41.6	41.1	38.6	51.0	38.6	41.1	45.1	43.3	37.2	
4. Somewhat better than average	25.9	30.1	22.5	28.3	18.6	24.2	28.6	25.4	25.1	27.9	18.1	27.2	26.0	26.1	23.8	6.1	
5. Much better than average	17.6	22.9	13.0	17.8	24.0	14.9	18.2	19.3	16.5	18.9	12.1	21.1	15.6	11.0	11.2	20.2	
<i>Item 21520 Subject T01</i>	<i>N</i>	<i>1957</i>	<i>891</i>	<i>1013</i>	<i>1352</i>	<i>208</i>	<i>379</i>	<i>519</i>	<i>707</i>	<i>352</i>	<i>1524</i>	<i>359</i>	<i>1057</i>	<i>407</i>	<i>190</i>	<i>242</i>	<i>22</i>
<b>D019:</b> What is your current height (in feet and inches) without shoes?																	
01. 4'10" or less	0.8	0.5	0.4	0.3	1.7	0.7	0.7	1.0	0.6	0.3	1.7	0.7	1.3	0.4	0.2	4.2	
02. 4'11"	0.7	-	1.3	0.4	2.0	0.7	1.0	0.6	0.3	0.6	0.9	0.7	0.1	1.5	0.8	-	
03. 5'0"	1.8	-	3.3	1.6	1.7	1.8	2.5	1.6	0.9	1.7	2.1	1.8	2.5	1.0	1.1	-	
04. 5'1"	2.1	-	4.0	1.5	1.8	3.8	0.7	2.3	1.8	2.4	1.3	2.1	2.7	2.6	1.2	-	
05. 5'2"	4.7	-	9.0	4.2	5.9	6.4	5.2	3.1	5.3	4.7	5.1	5.2	5.5	2.3	2.9	3.2	
06. 5'3"	7.1	0.6	13.0	7.1	6.3	7.6	5.8	7.2	8.7	7.3	6.2	7.1	6.5	7.1	7.7	18.8	
07. 5'4"	9.1	1.0	16.3	8.4	10.5	9.3	7.8	11.1	6.6	9.0	9.0	10.1	8.7	7.1	7.6	-	
08. 5'5"	8.7	3.0	13.7	7.8	9.3	8.4	9.8	8.1	8.6	8.4	8.0	9.2	5.4	9.7	9.7	8.6	
09. 5'6"	8.5	3.5	13.1	8.5	9.1	7.5	6.7	9.5	10.4	9.0	7.9	8.7	8.1	8.1	8.6	8.9	
10. 5'7"	7.1	5.3	8.9	7.2	7.9	8.1	7.6	6.6	6.1	7.1	7.0	6.2	8.3	9.8	6.3	11.0	
11. 5'8"	7.5	7.7	7.5	7.8	7.7	8.5	9.4	7.4	4.0	7.2	8.8	7.2	7.5	7.2	10.9	-	
12. 5'9"	6.1	9.1	3.6	6.7	4.6	6.6	6.9	6.0	4.5	5.7	7.2	6.4	5.9	6.2	5.6	-	
13. 5'10"	8.5	14.4	3.2	8.6	7.6	6.6	7.4	9.4	10.6	9.1	7.0	8.3	10.1	7.1	8.4	-	
14. 5'11"	7.7	14.5	1.9	7.5	9.2	8.0	6.6	6.7	11.2	7.6	7.6	6.8	7.4	9.0	10.0	18.9	
15. 6'0"	6.5	13.6	0.3	7.6	4.5	5.4	6.1	7.5	6.5	6.9	5.3	6.6	6.4	6.9	6.9	2.2	
16. 6'1"	4.9	9.9	0.1	6.1	2.0	5.3	6.9	3.4	4.4	4.9	5.6	5.5	2.1	6.8	6.6	2.7	
17. 6'2"	4.1	8.8	0.2	4.5	4.6	2.8	4.5	4.4	4.3	3.6	5.7	4.3	5.3	2.4	2.5	3.7	
18. 6'3" or more	4.1	8.2	0.2	4.1	3.7	2.6	4.4	4.1	5.3	4.4	3.6	3.2	6.1	4.8	3.0	17.8	
<i>Item 22150 Subject T03</i>	<i>N</i>	<i>1995</i>	<i>909</i>	<i>1032</i>	<i>1373</i>	<i>215</i>	<i>389</i>	<i>532</i>	<i>719</i>	<i>355</i>	<i>1531</i>	<i>374</i>	<i>1069</i>	<i>421</i>	<i>190</i>	<i>245</i>	<i>23</i>



DESCRIPTIVE RESULTS: 1996

91

QUESTIONNAIRE FORM 1 1996	TOTAL	SEX		RACE		REGION				COLLEGE PLANS?		ILLICIT DRUG USE: LIFETIME				
		M	F	White	Black	NE	NC	S	W	Yes	No	None	Mari- juana Only	Few Pills	More Pills	Any Her- oin
<i>N (Weighted No. of Cases):</i> <i>% of Weighted Total:</i>	2466 100.0	1084 43.9	1197 48.5	1587 64.3	269 10.9	518 21.0	643 26.1	893 36.2	412 16.7	1737 70.4	425 17.2	1226 49.7	540 21.9	236 9.6	335 13.6	32 1.3
<b>D020:</b> What is your current weight (in pounds) without shoes or clothing?																
01. 100 lbs. or less	1.9	0.3	3.0	1.0	3.3	2.3	1.1	1.6	3.0	1.5	3.1	2.3	1.2	1.1	1.7	8.0
02. 101-105	2.4	-	4.5	2.1	0.3	2.2	2.4	1.6	4.2	2.8	1.2	2.9	1.9	2.8	1.0	5.8
03. 106-110	3.8	0.6	6.8	3.3	4.6	4.8	3.4	3.4	4.0	3.8	3.6	4.3	3.8	4.7	0.7	-
04. 111-115	5.1	0.2	9.5	4.9	3.3	5.0	5.5	4.8	5.2	5.5	3.0	4.4	6.2	7.1	4.7	8.1
05. 116-120	5.8	1.0	10.3	6.0	6.3	7.4	4.5	6.5	4.3	6.4	3.5	6.0	3.8	8.1	6.3	-
06. 121-125	6.3	2.6	9.2	5.6	6.7	5.9	5.3	7.9	4.7	6.1	6.5	6.6	4.4	5.4	9.5	7.1
07. 126-130	5.2	2.1	8.2	5.5	6.2	6.2	5.8	4.6	4.5	5.1	6.2	5.0	4.8	6.2	6.0	7.5
08. 131-135	6.4	4.3	8.1	6.6	4.2	5.6	6.8	7.1	5.1	6.3	6.2	6.0	7.0	5.4	5.7	5.8
09. 136-140	7.8	5.1	10.4	8.4	9.3	8.4	6.3	7.2	10.4	7.6	8.8	7.9	8.1	6.2	8.2	-
10. 141-150	12.0	14.0	10.7	12.8	8.7	10.2	13.5	10.7	14.6	12.2	12.4	13.0	10.4	10.9	12.0	3.7
11. 151-160	12.5	18.7	6.7	12.4	14.4	11.2	12.3	13.3	12.6	12.4	11.1	11.5	14.7	12.4	12.3	28.7
12. 161-170	6.9	11.6	3.0	7.0	5.7	6.8	8.2	5.8	7.5	6.8	8.3	6.5	8.8	2.8	7.8	4.5
13. 171-180	8.0	12.4	3.9	8.3	9.6	9.4	9.9	7.7	4.2	8.1	7.7	8.7	5.8	8.2	8.4	4.6
14. 181-190	4.8	7.3	2.4	4.8	4.7	4.8	3.8	5.4	4.9	4.5	5.6	4.4	5.0	8.6	3.7	5.8
15. 191-200	2.5	4.2	0.8	2.4	3.5	2.6	1.9	1.8	4.4	2.7	1.7	2.1	3.9	1.6	3.1	-
16. 201-210	2.1	4.1	0.4	2.1	1.7	1.6	2.9	2.3	1.1	2.0	2.6	1.4	3.8	2.1	1.6	5.5
17. 211-220	2.1	3.3	0.8	1.9	2.9	1.1	1.7	3.1	1.8	1.6	4.2	2.7	2.2	-	2.0	-
18. 221 lbs. or more	4.5	8.1	1.2	4.8	4.5	4.4	4.7	5.1	3.3	4.7	4.4	4.5	3.8	6.4	5.3	4.9
<i>Item 22160 Subject T03</i>	<i>N</i> 1981	906	1021	1361	214	386	525	718	353	1521	372	1063	419	188	241	23
<b>D021:</b> Individuals differ in whether or not they disapprove of people doing certain things. Do YOU disapprove of people (who are 18 or older) doing each of the following?																
<b>D021A:</b> Smoking one or more packs of cigarettes per day																
1. Don't disapprove	35.9	38.1	33.8	38.4	25.0	38.9	41.4	34.6	27.4	32.4	50.0	25.7	43.6	46.6	57.2	61.1
2. Disapprove	37.6	37.6	37.9	37.2	36.5	35.4	36.8	38.8	38.6	39.3	31.2	39.4	34.9	40.8	32.4	14.2
3. Strongly disapprove	26.5	24.3	28.3	24.4	38.5	25.8	21.8	26.6	34.0	28.3	18.8	34.9	21.5	12.6	10.4	24.7
<i>Item 8560 Subject A11a</i>	<i>N</i> 1941	880	1008	1339	208	374	514	702	350	1499	366	1055	402	184	241	22
<b>D021B:</b> Trying marijuana once or twice																
1. Don't disapprove	41.5	43.9	38.9	42.6	33.2	50.1	41.0	36.0	43.7	40.9	43.7	19.1	68.3	61.1	77.7	77.8
2. Disapprove	27.5	27.0	28.4	26.8	26.4	26.9	26.9	27.1	29.7	28.8	21.8	34.7	21.8	18.8	10.4	12.6
3. Strongly disapprove	31.1	29.1	32.7	30.5	40.4	23.0	32.1	36.9	26.6	30.3	34.5	46.2	9.9	20.1	11.8	9.6
<i>Item 8570 Subject A11a</i>	<i>N</i> 1936	881	1008	1338	207	374	514	699	349	1500	364	1054	402	184	240	22
<b>D021C:</b> Smoking marijuana occasionally																
1. Don't disapprove	31.6	34.9	28.7	31.7	29.4	38.3	32.5	26.1	34.2	29.4	39.3	11.9	52.9	45.4	68.9	60.6
2. Disapprove	26.9	27.1	26.8	27.4	20.7	29.5	23.3	27.7	27.7	28.1	22.6	28.7	29.3	25.5	15.5	25.3
3. Strongly disapprove	41.5	38.0	44.5	40.9	49.9	32.1	44.1	46.1	38.2	42.5	38.2	59.4	17.9	29.1	15.6	14.1
<i>Item 8580 Subject A11a</i>	<i>N</i> 1933	878	1007	1336	208	372	513	700	349	1497	364	1051	399	184	240	22
<b>D021D:</b> Smoking marijuana regularly																
1. Don't disapprove	21.6	25.0	18.0	20.5	22.9	25.1	23.3	18.1	22.3	18.2	32.8	7.8	32.3	31.9	51.9	58.4
2. Disapprove	24.0	24.2	23.8	23.6	21.6	24.6	21.7	24.3	26.0	24.4	21.9	20.5	34.2	21.8	23.8	5.5
3. Strongly disapprove	54.4	50.8	58.2	55.9	55.6	50.3	55.0	57.6	51.8	57.4	45.2	71.7	33.5	46.3	24.2	36.1
<i>Item 8590 Subject A11a</i>	<i>N</i> 1923	866	1007	1331	206	374	512	690	347	1487	364	1049	392	184	240	22
<b>D021E:</b> Trying cocaine in powder form once or twice																
1. Don't disapprove	11.2	12.4	9.6	10.1	10.8	14.1	9.1	9.1	15.3	9.7	15.8	6.2	13.6	15.5	23.1	30.3
2. Disapprove	23.8	22.8	25.1	24.1	18.8	26.8	23.9	21.9	24.4	23.5	25.0	21.0	24.0	28.4	30.4	22.1
3. Strongly disapprove	65.0	64.7	65.3	65.7	70.4	59.0	67.1	69.0	60.2	66.9	59.2	72.8	62.4	56.1	46.4	47.7
<i>Item 23630 Subject A11a</i>	<i>N</i> 1928	873	1007	1334	208	372	517	693	347	1494	362	1054	394	185	239	20
<b>D021F:</b> Taking cocaine powder occasionally																
1. Don't disapprove	8.4	9.7	6.8	7.0	9.9	9.6	7.5	6.7	11.8	6.6	14.5	4.7	12.1	8.5	14.3	38.3
2. Disapprove	19.8	20.2	19.8	19.5	18.2	22.4	18.7	19.2	20.1	18.5	23.7	17.1	18.6	25.4	27.9	21.4
3. Strongly disapprove	71.8	70.1	73.4	73.5	71.8	68.0	73.8	74.1	68.2	74.9	61.8	78.1	69.4	66.1	57.9	40.3
<i>Item 23640 Subject A11a</i>	<i>N</i> 1924	873	1002	1330	206	373	514	688	348	1488	364	1049	394	186	238	22



QUESTIONNAIRE FORM 1 1996	TOTAL	SEX		RACE		REGION				COLLEGE PLANS?		ILLICIT DRUG USE: LIFETIME				
		M	F	White	Black	NE	NC	S	W	Yes	No	None	Mari- juana Only	Few Pills	More Pills	Any Her- oin
<i>N (Weighted No. of Cases):</i>	2466	1084	1197	1587	269	518	643	893	412	1737	425	1226	540	236	335	32
<i>% of Weighted Total:</i>	100.0	43.9	48.5	64.3	10.9	21.0	26.1	36.2	16.7	70.4	17.2	49.7	21.9	9.6	13.6	1.3
<b>D021G:</b> Taking cocaine powder regularly																
1. Don't disapprove	7.7	9.1	5.6	5.7	12.3	8.1	7.1	6.6	10.3	5.9	12.8	4.4	12.0	7.2	11.6	24.6
2. Disapprove	16.0	15.9	16.5	16.2	13.7	18.3	15.8	14.9	16.0	14.0	22.8	13.9	14.4	18.9	23.2	22.2
3. Strongly disapprove	76.3	74.9	77.9	78.1	74.0	73.6	77.2	78.5	73.7	80.1	64.3	81.7	73.6	73.8	65.3	53.2
<i>Item 23650 Subject A11a</i>	<i>N 1920</i>	<i>871</i>	<i>1002</i>	<i>1330</i>	<i>204</i>	<i>373</i>	<i>509</i>	<i>690</i>	<i>348</i>	<i>1489</i>	<i>357</i>	<i>1043</i>	<i>394</i>	<i>186</i>	<i>239</i>	<i>22</i>
<b>D021H:</b> Trying "crack" cocaine once or twice																
1. Don't disapprove	9.9	12.2	7.4	8.5	11.8	11.4	9.2	8.5	12.1	8.6	14.4	5.8	14.3	9.6	16.9	38.2
2. Disapprove	21.4	18.6	24.0	21.7	14.9	24.1	21.6	20.4	20.4	20.7	23.2	20.9	16.5	24.7	28.0	13.7
3. Strongly disapprove	68.7	69.2	68.5	69.8	73.4	64.4	69.2	71.1	67.6	70.7	62.4	73.3	69.2	65.7	55.1	48.2
<i>Item 23660 Subject A11a</i>	<i>N 1920</i>	<i>867</i>	<i>1004</i>	<i>1333</i>	<i>208</i>	<i>372</i>	<i>514</i>	<i>687</i>	<i>347</i>	<i>1488</i>	<i>361</i>	<i>1043</i>	<i>394</i>	<i>185</i>	<i>239</i>	<i>22</i>
<b>D021I:</b> Taking "crack" cocaine occasionally																
1. Don't disapprove	8.1	9.1	6.5	6.5	12.4	8.5	8.3	6.7	10.0	6.2	13.9	5.0	12.3	6.8	13.4	14.8
2. Disapprove	18.0	17.1	19.1	17.7	14.2	21.0	16.8	18.0	16.6	16.4	23.8	16.2	16.1	24.2	22.1	28.3
3. Strongly disapprove	73.9	73.8	74.5	75.8	73.4	70.5	74.9	75.3	73.5	77.4	62.3	78.8	71.6	69.0	64.5	57.0
<i>Item 23670 Subject A11a</i>	<i>N 1926</i>	<i>873</i>	<i>1005</i>	<i>1334</i>	<i>207</i>	<i>371</i>	<i>514</i>	<i>696</i>	<i>346</i>	<i>1488</i>	<i>364</i>	<i>1053</i>	<i>394</i>	<i>184</i>	<i>240</i>	<i>20</i>
<b>D021J:</b> Taking "crack" cocaine regularly																
1. Don't disapprove	7.8	9.1	5.7	5.6	12.3	8.3	6.6	7.0	10.5	6.0	13.4	4.7	13.0	5.8	10.5	24.6
2. Disapprove	15.0	14.6	15.7	15.0	13.9	16.3	15.1	14.7	14.2	13.2	21.1	13.3	13.5	19.8	20.1	9.7
3. Strongly disapprove	77.2	76.4	78.5	79.4	73.8	75.4	78.3	78.4	75.3	80.8	65.5	82.0	73.5	74.4	69.4	65.8
<i>Item 23680 Subject A11a</i>	<i>N 1916</i>	<i>870</i>	<i>997</i>	<i>1328</i>	<i>202</i>	<i>370</i>	<i>507</i>	<i>692</i>	<i>346</i>	<i>1480</i>	<i>363</i>	<i>1043</i>	<i>391</i>	<i>185</i>	<i>238</i>	<i>22</i>
<b>D021K:</b> Trying one or two drinks of an alcoholic beverage (beer, wine, liquor)																
1. Don't disapprove	67.8	65.9	70.1	72.1	53.7	76.4	71.1	61.4	66.7	70.7	57.0	59.1	79.1	78.2	82.6	74.5
2. Disapprove	17.8	19.4	15.8	15.8	19.8	16.1	15.3	20.6	17.5	16.7	21.5	21.3	13.8	9.3	11.9	15.0
3. Strongly disapprove	14.4	14.7	14.1	12.1	26.4	7.6	13.6	18.0	15.8	12.6	21.4	19.6	7.1	12.5	5.5	10.4
<i>Item 8710 Subject A11a</i>	<i>N 1931</i>	<i>876</i>	<i>1006</i>	<i>1336</i>	<i>207</i>	<i>371</i>	<i>516</i>	<i>695</i>	<i>349</i>	<i>1493</i>	<i>364</i>	<i>1050</i>	<i>397</i>	<i>186</i>	<i>240</i>	<i>22</i>
<b>D021L:</b> Taking one or two drinks nearly every day																
1. Don't disapprove	32.1	39.3	25.5	32.5	26.5	37.5	32.2	29.2	31.7	30.4	38.4	20.6	45.8	41.5	51.6	43.8
2. Disapprove	38.1	34.4	41.7	40.1	30.2	38.6	40.3	35.9	38.8	39.4	32.8	39.4	37.9	35.9	33.4	35.6
3. Strongly disapprove	29.9	26.3	32.8	27.4	43.3	23.9	27.6	34.9	29.5	30.2	28.8	40.0	16.2	22.6	15.0	20.6
<i>Item 8720 Subject A11a</i>	<i>N 1922</i>	<i>871</i>	<i>1003</i>	<i>1328</i>	<i>206</i>	<i>371</i>	<i>511</i>	<i>695</i>	<i>346</i>	<i>1488</i>	<i>361</i>	<i>1045</i>	<i>395</i>	<i>186</i>	<i>238</i>	<i>22</i>
<b>D021M:</b> Taking four or five drinks nearly every day																
1. Don't disapprove	14.9	19.5	10.5	14.0	14.6	15.6	16.1	13.4	15.5	11.8	26.6	8.9	21.7	15.4	27.5	34.9
2. Disapprove	27.6	32.2	24.1	28.0	25.7	28.4	27.2	28.1	26.5	27.9	25.1	24.3	31.4	32.1	29.1	29.2
3. Strongly disapprove	57.4	48.4	65.4	58.0	59.7	56.0	56.6	58.5	57.9	60.3	48.3	66.8	46.9	52.5	43.3	35.9
<i>Item 8730 Subject A11a</i>	<i>N 1928</i>	<i>876</i>	<i>1004</i>	<i>1334</i>	<i>206</i>	<i>370</i>	<i>514</i>	<i>695</i>	<i>349</i>	<i>1492</i>	<i>363</i>	<i>1052</i>	<i>394</i>	<i>185</i>	<i>239</i>	<i>22</i>
<b>D021N:</b> Having five or more drinks once or twice each weekend																
1. Don't disapprove	31.8	37.2	27.0	33.9	21.3	35.4	34.6	29.6	28.2	29.7	40.0	18.8	46.2	42.4	55.2	45.5
2. Disapprove	24.2	24.2	24.3	24.9	21.9	25.6	24.8	23.0	24.5	24.6	22.3	24.9	27.1	19.7	20.5	6.4
3. Strongly disapprove	44.0	38.7	48.6	41.2	56.8	39.0	40.6	47.4	47.3	45.7	37.7	56.3	26.7	37.9	24.3	48.1
<i>Item 8740 Subject A11a</i>	<i>N 1926</i>	<i>875</i>	<i>1003</i>	<i>1334</i>	<i>208</i>	<i>371</i>	<i>516</i>	<i>693</i>	<i>346</i>	<i>1490</i>	<i>364</i>	<i>1048</i>	<i>399</i>	<i>186</i>	<i>236</i>	<i>22</i>



QUESTIONNAIRE FORM 2 1996	TOTAL	SEX		RACE		REGION				COLLEGE PLANS?		ILLICIT DRUG USE: LIFETIME				
		M	F	White	Black	NE	NC	S	W	Yes	No	None	Mari- juana Only	Few Pills	More Pills	Any Her- oin
<i>N (Weighted No. of Cases):</i>	2452	1142	1196	1628	287	516	647	880	409	1821	468	1181	494	256	396	54
<i>% of Weighted Total:</i>	100.0	46.6	48.8	66.4	11.7	21.0	26.4	35.9	16.7	74.2	19.1	48.1	20.2	10.5	16.2	2.2
<b>A01:</b> Taking all things together, how would you say things are these days—would you say you're very happy, pretty happy, or not too happy these days?																
3. Very happy	18.8	21.5	16.2	21.3	11.4	17.3	18.9	19.8	18.5	20.0	14.8	21.6	17.3	11.5	16.9	21.5
2. Pretty happy	66.3	64.1	68.8	67.4	64.7	66.5	66.4	66.4	65.9	65.7	70.9	65.4	67.6	69.1	68.6	55.6
1. Not too happy	14.8	14.3	15.1	11.3	23.9	16.2	14.7	13.8	15.6	14.4	14.2	12.9	15.1	19.4	14.6	22.9
<i>Item 1190 Subject P01, Q01</i>	<i>N</i> 2300	1053	1153	1542	268	480	597	837	387	1736	429	1119	471	240	360	50
<b>A02:</b> The next questions ask about the kinds of things you might do. How often do you do each of the following?																
<b>A02A:</b> Watch TV																
5. Almost everyday	70.0	74.5	65.5	68.1	86.6	65.7	70.2	72.5	69.8	69.3	73.2	73.6	69.0	69.6	64.8	42.4
4. At least once a week	25.5	22.0	29.3	26.9	11.1	28.8	25.2	23.4	26.4	26.3	22.9	22.5	26.8	26.3	29.8	46.2
3. Once or twice a month	3.0	2.4	3.8	3.7	1.8	3.7	3.9	2.3	2.5	3.3	2.5	2.6	3.4	3.0	4.0	7.0
2. A few times a year	1.0	0.8	1.2	1.1	0.2	1.5	0.3	1.3	1.1	0.9	1.3	1.0	0.8	1.0	1.3	2.4
1. Never	0.4	0.3	0.1	0.2	0.4	0.4	0.5	0.5	0.1	0.3	0.1	0.3	-	-	0.2	2.1
<i>Item 5820 Subject C07</i>	<i>N</i> 2440	1137	1194	1623	286	513	643	875	408	1814	466	1179	493	256	393	53
<b>A02B:</b> Go to movies																
5. Almost everyday	0.2	0.4	0.1	0.1	0.7	-	0.5	0.2	-	0.1	0.8	0.2	0.4	-	-	-
4. At least once a week	6.9	7.8	5.7	5.9	9.8	6.5	5.7	8.5	5.8	6.6	6.3	7.5	5.8	6.0	4.7	11.7
3. Once or twice a month	52.8	52.5	52.7	54.8	51.2	47.3	60.2	51.2	51.6	55.1	47.0	54.3	55.4	51.3	48.9	39.2
2. A few times a year	37.6	35.9	40.1	36.9	37.1	44.1	31.3	37.2	40.5	36.3	41.4	35.7	36.6	41.9	42.0	43.7
1. Never	2.4	3.5	1.5	2.3	1.1	2.1	2.2	2.9	2.1	1.9	4.5	2.3	1.9	0.8	4.4	5.4
<i>Item 5830 Subject C07</i>	<i>N</i> 2441	1136	1196	1623	285	513	642	877	408	1815	466	1180	493	256	392	54
<b>A02C:</b> Go to rock concerts																
5. Almost everyday	0.1	0.1	0.1	0.1	-	0.2	0.2	-	-	0.1	0.3	-	-	-	0.3	-
4. At least once a week	0.8	1.1	0.4	0.7	0.1	0.7	0.7	1.1	0.2	0.8	0.6	0.5	-	0.4	1.3	10.5
3. Once or twice a month	3.3	4.2	2.2	3.9	0.7	3.2	3.4	3.5	3.1	3.3	2.6	1.3	2.2	3.4	8.8	13.3
2. A few times a year	42.8	41.8	44.5	51.8	12.0	44.9	45.1	41.9	38.6	45.7	33.4	38.0	43.4	49.1	54.6	53.8
1. Never	53.0	52.7	52.8	43.4	87.1	51.0	50.7	53.5	58.0	50.1	63.2	60.2	54.4	47.1	35.1	22.4
<i>Item 5845 Subject C07</i>	<i>N</i> 2434	1136	1189	1617	287	510	642	874	408	1810	464	1174	492	256	391	54
<b>A02D:</b> Ride around in a car (or motorcycle) just for fun																
5. Almost everyday	32.5	38.2	27.3	31.1	44.2	32.1	31.0	35.1	29.8	29.3	44.1	26.1	36.5	37.2	42.4	50.4
4. At least once a week	29.6	30.1	28.6	30.6	26.0	28.4	30.1	31.7	25.4	29.5	30.0	29.6	25.6	31.8	32.9	35.1
3. Once or twice a month	15.3	13.6	17.4	16.7	11.6	15.7	16.9	12.4	18.7	16.4	11.4	17.3	14.8	14.3	13.0	6.4
2. A few times a year	11.8	8.7	14.7	11.8	8.6	12.2	12.3	10.9	12.2	12.9	8.1	13.7	12.4	9.4	5.9	3.9
1. Never	10.8	9.4	12.1	9.8	9.7	11.6	9.7	9.8	13.9	11.9	6.4	13.4	10.7	7.3	5.7	4.3
<i>Item 5850 Subject C07</i>	<i>N</i> 2442	1139	1194	1623	286	512	644	877	408	1817	466	1179	494	256	391	54
<b>A02E:</b> Participate in community affairs or volunteer work																
5. Almost everyday	2.8	2.0	3.5	2.4	4.9	3.8	2.9	2.5	2.0	2.9	1.9	3.0	1.6	1.6	5.1	0.7
4. At least once a week	8.7	6.8	10.9	9.0	8.2	11.5	8.6	6.7	9.7	9.8	5.1	11.0	8.3	5.0	5.5	3.6
3. Once or twice a month	18.6	16.1	21.4	20.3	16.3	18.0	18.0	17.9	21.9	20.8	12.6	22.1	19.2	16.3	10.0	17.4
2. A few times a year	45.4	44.6	46.1	45.4	43.6	42.8	45.5	47.1	44.6	46.6	42.5	43.7	43.9	53.8	47.9	29.9
1. Never	24.5	30.5	18.0	22.9	27.0	23.9	24.9	25.9	21.8	19.9	37.9	20.3	27.1	23.3	31.6	48.3
<i>Item 5860 Subject C07, O02</i>	<i>N</i> 2441	1137	1195	1621	286	512	643	877	408	1814	467	1179	492	255	394	54
<b>A02F:</b> Play a musical instrument or sing																
5. Almost everyday	30.7	26.4	35.8	31.7	37.3	28.8	35.7	30.6	25.5	33.0	25.9	33.3	30.0	29.9	29.0	12.7
4. At least once a week	9.6	9.3	10.2	10.4	8.8	9.2	10.2	10.3	7.9	10.6	5.2	10.6	7.4	8.8	9.6	16.1
3. Once or twice a month	5.0	4.7	4.9	4.3	6.9	6.4	3.7	4.2	7.0	5.4	4.3	5.2	4.2	6.9	4.7	3.6
2. A few times a year	11.6	12.8	10.6	11.4	12.3	10.3	10.9	12.3	13.0	12.2	9.4	12.2	8.8	13.7	12.5	10.2
1. Never	43.0	46.8	38.5	42.2	34.7	45.2	39.4	42.6	46.6	38.9	55.1	38.8	49.6	40.7	44.3	57.4
<i>Item 5870 Subject C07</i>	<i>N</i> 2436	1137	1190	1621	284	513	643	872	408	1814	462	1178	493	256	394	54



## MONITORING THE FUTURE

QUESTIONNAIRE FORM 2 1996	TOTAL	SEX		RACE		REGION				COLLEGE PLANS?		ILLICIT DRUG USE: LIFETIME					
		M	F	White	Black	NE	NC	S	W	Yes	No	None	Mari- juana Only	Few Pills	More Pills	Any Her- oin	
<i>N (Weighted No. of Cases):</i>	2452	1142	1196	1628	287	516	647	880	409	1821	468	1181	494	256	396	54	
<i>% of Weighted Total:</i>	100.0	46.6	48.8	66.4	11.7	21.0	26.4	35.9	16.7	74.2	19.1	48.1	20.2	10.5	16.2	2.2	
<b>A02G:</b> Do creative writing																	
5. Almost everyday	7.8	6.5	8.6	7.5	8.9	7.3	9.0	7.9	6.3	8.2	5.3	7.0	7.4	7.0	9.2	12.8	
4. At least once a week	15.2	14.2	16.2	14.7	17.3	16.2	14.5	14.6	16.3	15.0	13.7	14.7	13.1	17.7	15.9	14.6	
3. Once or twice a month	23.1	19.7	27.0	23.2	21.5	22.7	25.5	22.5	21.0	24.5	21.1	23.2	24.3	24.8	21.6	22.8	
2. A few times a year	26.7	26.5	27.4	25.6	27.5	26.5	22.3	28.0	31.1	28.1	21.9	29.1	26.7	27.2	22.9	13.3	
1. Never	27.2	33.2	20.8	29.0	24.8	27.2	28.6	27.0	25.4	24.2	37.9	25.9	28.5	23.3	30.4	36.4	
<i>Item 5880 Subject C07</i>	<i>N</i>	<i>2432</i>	<i>1134</i>	<i>1189</i>	<i>1617</i>	<i>285</i>	<i>510</i>	<i>639</i>	<i>878</i>	<i>404</i>	<i>1807</i>	<i>465</i>	<i>1172</i>	<i>492</i>	<i>255</i>	<i>391</i>	<i>54</i>
<b>A02H:</b> Actively participate in sports, athletics or exercising																	
5. Almost everyday	45.1	58.3	32.2	47.8	39.7	45.8	49.6	42.3	43.5	48.7	30.8	46.1	48.7	42.9	39.7	37.0	
4. At least once a week	23.0	19.6	26.4	24.2	21.0	27.5	22.2	20.4	24.1	23.3	23.2	24.3	20.6	19.3	27.5	11.9	
3. Once or twice a month	12.5	8.8	16.0	11.2	14.5	10.7	8.8	14.7	15.5	11.9	15.4	11.3	13.8	17.2	11.4	10.0	
2. A few times a year	10.9	6.9	15.1	8.8	15.7	9.5	10.6	11.3	12.0	9.0	18.0	10.9	10.3	11.7	10.2	21.4	
1. Never	8.6	6.4	10.3	8.0	9.0	6.5	8.8	11.3	4.9	7.2	12.6	7.4	6.6	9.0	11.2	19.7	
<i>Item 5890 Subject C07, T02</i>	<i>N</i>	<i>2440</i>	<i>1137</i>	<i>1194</i>	<i>1623</i>	<i>286</i>	<i>512</i>	<i>640</i>	<i>879</i>	<i>409</i>	<i>1814</i>	<i>466</i>	<i>1179</i>	<i>491</i>	<i>256</i>	<i>394</i>	<i>54</i>
<b>A02I:</b> Do art or craft work																	
5. Almost everyday	13.6	11.8	14.8	13.1	13.4	14.3	13.7	13.9	12.0	13.6	13.5	9.9	13.3	21.6	18.6	9.7	
4. At least once a week	10.8	11.1	10.8	11.4	7.4	13.2	10.7	8.1	14.1	11.3	9.5	11.3	9.0	10.5	10.4	19.9	
3. Once or twice a month	17.5	14.8	20.1	18.3	12.5	16.0	18.6	15.0	22.8	18.8	13.0	18.5	18.2	17.9	14.5	12.8	
2. A few times a year	26.4	27.4	25.6	26.8	20.9	24.2	25.1	28.0	27.9	26.4	25.9	29.2	24.1	24.1	25.2	23.5	
1. Never	31.6	34.8	28.6	30.4	45.7	32.2	31.8	35.0	23.1	29.9	38.1	31.1	35.4	26.0	31.3	34.1	
<i>Item 5900 Subject C07</i>	<i>N</i>	<i>2433</i>	<i>1131</i>	<i>1194</i>	<i>1616</i>	<i>287</i>	<i>512</i>	<i>638</i>	<i>875</i>	<i>408</i>	<i>1808</i>	<i>466</i>	<i>1170</i>	<i>493</i>	<i>256</i>	<i>394</i>	<i>54</i>
<b>A02J:</b> Work around the house, yard, garden, car, etc.																	
5. Almost everyday	27.0	22.9	31.1	25.1	39.4	24.2	28.1	26.9	29.3	25.0	35.6	27.8	23.3	31.9	28.8	11.3	
4. At least once a week	34.9	37.9	32.2	36.6	27.9	34.5	35.3	33.7	37.1	35.6	31.8	37.0	36.2	34.5	30.5	21.1	
3. Once or twice a month	23.6	24.6	22.4	24.4	17.0	24.7	22.0	24.6	22.8	24.6	21.2	23.0	25.8	17.9	24.1	36.4	
2. A few times a year	9.6	9.4	10.1	9.8	7.5	10.5	11.5	8.1	8.6	10.0	7.7	8.5	10.3	10.8	10.8	9.7	
1. Never	4.9	5.2	4.3	4.1	8.2	6.2	3.0	6.7	2.1	4.8	3.7	3.7	4.5	4.8	5.8	21.4	
<i>Item 5910 Subject C07</i>	<i>N</i>	<i>2437</i>	<i>1133</i>	<i>1195</i>	<i>1621</i>	<i>284</i>	<i>511</i>	<i>639</i>	<i>877</i>	<i>409</i>	<i>1815</i>	<i>465</i>	<i>1176</i>	<i>493</i>	<i>254</i>	<i>393</i>	<i>54</i>
<b>A02K:</b> Get together with friends, informally																	
5. Almost everyday	49.2	55.6	43.6	52.1	48.1	53.1	51.0	48.2	43.4	48.5	50.2	40.0	56.0	54.3	62.6	85.7	
4. At least once a week	37.5	33.6	40.8	37.4	32.7	35.3	36.7	38.9	38.6	39.1	33.5	42.5	33.6	40.3	31.0	4.0	
3. Once or twice a month	9.4	6.9	11.7	7.7	11.4	9.5	8.8	7.8	13.4	8.8	11.0	11.9	7.5	3.8	4.8	6.5	
2. A few times a year	2.6	2.6	2.7	1.8	6.6	1.4	1.8	3.1	4.0	2.6	2.7	3.8	1.8	0.8	1.2	1.9	
1. Never	1.4	1.3	1.2	1.0	1.2	0.8	1.7	2.0	0.5	1.0	2.6	1.8	1.1	0.7	0.4	1.9	
<i>Item 5920 Subject C07, M04</i>	<i>N</i>	<i>2435</i>	<i>1133</i>	<i>1195</i>	<i>1623</i>	<i>283</i>	<i>512</i>	<i>641</i>	<i>875</i>	<i>408</i>	<i>1812</i>	<i>462</i>	<i>1174</i>	<i>489</i>	<i>256</i>	<i>395</i>	<i>54</i>
<b>A02L:</b> Go shopping or window-shopping																	
5. Almost everyday	4.6	2.9	6.3	3.8	9.3	5.8	5.4	4.8	1.6	4.6	5.3	4.1	5.8	6.0	3.5	7.9	
4. At least once a week	30.6	22.0	39.2	28.9	42.8	34.5	33.1	29.8	23.9	30.5	29.8	31.0	32.5	29.8	27.5	35.3	
3. Once or twice a month	48.5	49.4	48.0	50.4	39.2	43.3	47.8	48.9	55.0	50.0	44.1	49.1	47.8	50.0	51.2	27.1	
2. A few times a year	12.0	17.9	5.9	12.5	5.3	12.8	9.9	11.4	15.3	11.4	14.2	11.7	10.0	12.9	12.5	16.5	
1. Never	4.3	7.9	0.7	4.4	3.5	3.6	3.7	5.1	4.2	3.4	6.6	4.0	4.0	1.2	5.3	13.2	
<i>Item 5930 Subject C07, F01</i>	<i>N</i>	<i>2435</i>	<i>1135</i>	<i>1191</i>	<i>1623</i>	<i>284</i>	<i>512</i>	<i>641</i>	<i>875</i>	<i>407</i>	<i>1810</i>	<i>465</i>	<i>1174</i>	<i>492</i>	<i>256</i>	<i>392</i>	<i>53</i>
<b>A02M:</b> Spend at least an hour of leisure time alone																	
5. Almost everyday	41.3	45.5	36.9	40.0	50.7	41.7	40.4	43.0	38.6	42.2	33.3	40.6	36.4	41.9	48.3	39.6	
4. At least once a week	33.1	28.1	38.0	34.8	28.2	36.4	32.1	31.0	34.8	33.3	34.6	33.8	36.8	34.2	28.1	28.2	
3. Once or twice a month	13.6	12.9	14.7	15.1	8.4	11.8	16.2	12.5	13.8	13.6	15.4	13.2	15.3	14.1	13.1	10.7	
2. A few times a year	7.2	8.4	5.9	6.7	7.0	6.5	6.7	7.9	7.4	6.8	8.6	7.7	7.6	5.6	4.7	14.0	
1. Never	4.9	5.1	4.4	3.4	5.6	3.6	4.6	5.6	5.3	4.0	8.2	4.8	3.9	4.2	5.8	7.5	
<i>Item 5940 Subject C07</i>	<i>N</i>	<i>2442</i>	<i>1138</i>	<i>1195</i>	<i>1626</i>	<i>284</i>	<i>513</i>	<i>642</i>	<i>878</i>	<i>409</i>	<i>1817</i>	<i>464</i>	<i>1177</i>	<i>492</i>	<i>256</i>	<i>395</i>	<i>54</i>
<b>A02N:</b> Read books, magazines, or newspapers																	
5. Almost everyday	41.8	42.2	41.5	43.0	42.0	44.4	42.6	40.5	40.0	43.7	32.7	43.4	37.9	43.5	43.0	22.8	
4. At least once a week	32.3	31.4	33.3	31.9	31.3	35.0	32.9	30.0	33.3	32.2	33.2	32.7	33.1	32.7	30.6	32.3	
3. Once or twice a month	17.6	16.0	18.8	17.1	19.7	14.5	18.4	18.6	18.1	16.9	20.9	16.3	19.3	18.3	18.8	14.5	
2. A few times a year	5.6	6.5	5.0	5.3	5.3	4.2	3.5	7.1	7.1	5.2	7.3	5.2	6.5	4.5	4.8	17.5	
1. Never	2.7	3.8	1.4	2.7	1.8	2.0	2.7	3.8	1.4	2.0	5.9	2.3	3.3	1.1	2.8	12.9	
<i>Item 5950 Subject C07</i>	<i>N</i>	<i>2443</i>	<i>1140</i>	<i>1194</i>	<i>1626</i>	<i>285</i>	<i>513</i>	<i>642</i>	<i>879</i>	<i>409</i>	<i>1816</i>	<i>466</i>	<i>1179</i>	<i>493</i>	<i>256</i>	<i>394</i>	<i>54</i>



QUESTIONNAIRE FORM 2 1996	TOTAL	SEX		RACE		REGION				COLLEGE PLANS?		ILLICIT DRUG USE: LIFETIME				
		M	F	White	Black	NE	NC	S	W	Yes	No	None	Mari- juana Only	Few Pills	More Pills	Any Her- oin
<i>N (Weighted No. of Cases):</i>	2452	1142	1196	1628	287	516	647	880	409	1821	468	1181	494	256	396	54
<i>% of Weighted Total:</i>	100.0	46.6	48.8	66.4	11.7	21.0	26.4	35.9	16.7	74.2	19.1	48.1	20.2	10.5	16.2	2.2
<b>A02O:</b> Go to taverns, bars or nightclubs																
5. Almost everyday	2.1	3.2	1.0	2.1	1.3	2.6	3.1	1.3	1.5	1.5	4.3	1.4	2.4	1.0	3.3	8.6
4. At least once a week	11.3	14.0	8.3	9.5	13.7	13.5	9.9	12.3	8.5	11.2	10.4	6.0	14.3	10.6	19.1	38.1
3. Once or twice a month	17.6	18.1	17.2	19.0	15.0	20.5	16.9	19.2	11.7	17.8	15.7	12.0	21.9	19.1	25.8	22.8
2. A few times a year	23.3	22.8	23.7	24.7	19.0	26.0	21.8	23.3	22.4	23.5	22.8	20.8	27.0	32.5	22.4	11.1
1. Never	45.7	41.9	49.8	44.8	51.0	37.4	48.3	44.0	55.9	46.0	46.8	59.9	34.3	36.8	29.3	19.4
<i>Item 5960 Subject C07</i>	<i>N</i> 2436	1135	1193	1621	285	512	642	874	408	1810	466	1172	493	256	394	54
<b>A02P:</b> Go to parties or other social affairs																
5. Almost everyday	3.0	4.3	1.7	3.1	2.1	4.0	3.3	2.4	2.6	2.7	4.3	2.1	2.4	2.7	5.2	9.2
4. At least once a week	33.9	38.2	30.3	38.0	23.7	36.6	40.3	30.0	28.9	35.3	30.6	22.2	42.5	41.5	51.0	67.8
3. Once or twice a month	34.6	32.9	35.8	33.3	37.3	32.1	34.2	33.8	39.6	33.2	37.6	36.2	35.3	33.6	30.4	15.5
2. A few times a year	23.2	19.9	26.3	20.9	27.9	22.1	17.8	27.1	24.9	23.9	20.6	32.0	16.6	19.5	9.7	6.8
1. Never	5.3	4.7	5.9	4.7	9.0	5.2	4.3	6.7	4.1	4.9	6.9	7.4	3.1	2.7	3.8	0.7
<i>Item 5970 Subject C07</i>	<i>N</i> 2438	1133	1196	1621	286	512	639	879	409	1811	465	1178	492	253	394	53
<b>A02Q:</b> Go to video arcades																
5. Almost everyday	0.8	1.4	0.1	0.4	3.6	0.9	0.5	0.9	1.0	0.6	1.7	0.8	0.6	0.8	0.4	7.5
4. At least once a week	4.0	5.8	1.9	3.0	6.9	1.9	5.0	4.3	4.1	3.4	5.8	3.2	3.7	3.4	6.6	3.2
3. Once or twice a month	14.6	21.0	8.4	12.5	20.2	14.2	16.4	15.6	10.1	13.1	17.6	13.6	15.7	17.7	13.6	10.2
2. A few times a year	30.1	35.9	24.4	30.4	28.3	29.3	30.1	29.6	32.3	30.0	30.8	27.5	34.1	34.0	30.2	31.3
1. Never	50.5	35.8	65.2	53.7	41.0	53.7	47.8	49.6	52.6	52.9	44.0	54.9	46.0	44.1	49.2	47.9
<i>Item 29620 Subject C07</i>	<i>N</i> 2442	1137	1196	1625	287	513	642	878	409	1815	466	1177	494	256	394	54
<b>A03:</b> How much do you agree or disagree with each of the following statements?																
<b>A03A:</b> In the United States, we put too much emphasis on making profits and not enough on human well-being																
1. Disagree	3.4	5.4	1.6	3.2	3.0	3.5	3.9	2.8	3.6	3.3	2.4	3.0	3.0	2.5	3.7	7.4
2. Mostly disagree	6.9	9.1	4.7	7.1	6.3	6.6	5.7	6.6	9.7	6.5	7.9	6.2	7.1	8.3	7.4	3.8
3. Neither	17.6	19.1	15.8	18.3	13.3	19.1	17.6	16.8	17.6	16.8	20.9	18.2	17.1	18.2	14.8	22.6
4. Mostly agree	44.4	40.4	49.1	46.9	37.0	44.2	46.2	42.5	46.1	46.4	39.0	45.1	47.0	45.3	44.0	31.8
5. Agree	27.7	26.0	28.9	24.4	40.5	26.6	26.6	31.4	23.0	26.9	29.9	27.4	25.8	25.7	30.1	34.3
<i>Item 5990 Subject F03, O03</i>	<i>N</i> 2429	1130	1191	1618	285	509	643	870	407	1807	464	1174	492	251	394	54
<b>A03B:</b> People are too much concerned with material things these days																
1. Disagree	1.8	2.8	1.0	2.1	1.3	1.6	3.3	0.9	1.4	2.1	0.4	1.4	2.2	1.1	2.7	4.1
2. Mostly disagree	3.7	4.7	2.6	4.0	1.3	4.1	3.4	4.3	2.6	3.3	4.5	2.9	4.2	4.9	3.1	11.1
3. Neither	6.9	9.6	4.6	7.6	2.6	6.9	7.0	6.0	8.9	6.1	10.2	6.8	5.7	7.1	8.3	15.5
4. Mostly agree	38.1	39.8	36.5	42.0	29.7	39.2	40.6	37.0	34.9	39.2	35.5	37.4	40.3	35.7	39.0	30.0
5. Agree	49.5	43.0	55.4	44.2	65.1	48.2	45.7	51.8	52.1	49.3	49.4	51.5	47.6	51.3	46.9	39.2
<i>Item 6000 Subject F02</i>	<i>N</i> 2425	1126	1192	1617	286	512	640	871	402	1806	463	1174	491	251	390	54
<b>A03C:</b> Since it helps the economy to grow, people should be encouraged to buy more																
1. Disagree	13.5	14.3	13.1	13.1	17.8	15.3	11.3	13.6	14.5	12.3	17.6	13.0	16.6	10.5	14.5	6.7
2. Mostly disagree	17.9	13.7	22.0	18.7	14.7	17.4	18.4	16.7	20.1	18.6	15.7	18.8	14.7	19.1	16.4	29.2
3. Neither	38.6	36.0	40.1	38.0	36.6	33.0	42.8	37.7	40.8	39.8	33.3	36.9	40.3	39.8	40.3	31.7
4. Mostly agree	21.3	24.8	18.2	22.3	19.0	24.3	18.5	23.2	18.2	21.3	22.7	23.2	18.2	22.4	19.1	27.3
5. Agree	8.7	11.1	6.5	7.9	11.9	10.0	9.1	8.9	6.3	8.1	10.7	8.1	10.2	8.3	9.7	5.1
<i>Item 6010 Subject F02</i>	<i>N</i> 2427	1128	1192	1616	284	509	643	870	405	1807	461	1175	490	250	394	54
<b>A03D:</b> There is nothing wrong with advertising that gets people to buy things they don't really need																
1. Disagree	22.2	19.8	24.2	21.8	23.3	24.8	22.0	20.7	22.4	22.1	21.0	23.2	24.7	16.4	17.5	32.1
2. Mostly disagree	23.5	21.3	26.0	24.6	19.1	22.5	20.9	24.7	26.3	24.7	19.6	25.2	21.9	24.3	22.1	6.4
3. Neither	20.5	19.5	21.2	21.2	18.8	18.5	20.8	20.9	21.4	20.1	24.4	20.2	17.7	21.2	22.6	26.9
4. Mostly agree	19.7	21.1	18.1	19.0	20.9	19.7	20.2	20.3	18.0	19.6	19.9	19.2	20.1	20.9	21.3	22.8
5. Agree	14.1	18.2	10.4	13.4	17.9	14.4	16.0	13.5	11.9	13.5	15.1	12.2	15.6	17.1	16.5	11.8
<i>Item 6020 Subject F02</i>	<i>N</i> 2431	1129	1194	1618	284	512	642	869	408	1809	463	1175	492	252	394	54



## MONITORING THE FUTURE

QUESTIONNAIRE FORM 2 1996	TOTAL	SEX		RACE		REGION				COLLEGE PLANS?		ILLICIT DRUG USE: LIFETIME				
		M	F	White	Black	NE	NC	S	W	Yes	No	None	Mari- juana Only	Few Pills	More Pills	Any Her- oin
<i>N (Weighted No. of Cases):</i>	2452	1142	1196	1628	287	516	647	880	409	1821	468	1181	494	256	396	54
<i>% of Weighted Total:</i>	100.0	46.6	48.8	66.4	11.7	21.0	26.4	35.9	16.7	74.2	19.1	48.1	20.2	10.5	16.2	2.2
<b>A03E:</b> There will probably be more shortages in the future, so Americans will have to learn how to be happy with fewer "things"																
1. Disagree	11.8	13.5	9.8	12.2	11.6	11.1	12.2	13.0	9.1	11.4	12.6	11.2	12.4	12.0	11.9	9.5
2. Mostly disagree	13.8	15.4	13.1	15.5	9.5	13.7	13.2	14.5	13.6	14.5	12.6	14.2	13.8	16.7	13.9	5.9
3. Neither	24.1	21.8	26.3	24.5	24.7	26.0	24.7	23.5	22.0	24.8	21.2	24.4	26.9	24.8	20.1	29.0
4. Mostly agree	25.1	23.2	27.0	24.8	21.9	23.5	24.7	25.5	27.0	25.9	21.7	26.3	20.3	23.3	26.7	31.1
5. Agree	25.2	26.1	23.8	23.0	32.3	25.7	25.1	23.6	28.3	23.4	31.9	23.9	26.6	23.1	27.4	24.6
<i>Item 6030 Subject F02</i>	<i>N</i> 2426	1130	1189	1616	284	510	641	867	408	1807	461	1172	491	252	394	54
<b>A04:</b> The next questions ask for your opinions on the effects of using certain drugs and other substances. How much do you think people risk harming themselves (physically or in other ways), if they . . .																
<b>A04A:</b> Smoke one or more packs of cigarettes per day																
1. No risk	2.1	2.3	1.7	1.1	4.6	1.1	1.7	3.2	1.9	1.2	4.7	1.9	2.3	1.9	1.2	8.1
2. Slight risk	5.6	6.5	4.8	6.1	4.2	5.8	5.9	6.1	3.7	4.1	11.5	3.8	5.6	4.4	10.9	13.9
3. Moderate risk	19.8	22.9	16.7	21.0	16.5	22.8	23.6	18.1	13.5	19.4	21.0	14.4	20.7	29.8	27.8	28.7
4. Great risk	70.1	64.8	75.4	70.1	68.6	68.7	66.3	70.0	77.9	73.2	59.0	76.9	69.9	61.4	58.7	48.4
5. Can't say, drug unfamiliar	2.4	3.6	1.5	1.7	6.1	1.6	2.5	2.5	3.0	2.1	3.9	3.0	1.5	2.5	1.4	0.8
<i>Item 12360 Subject A14a</i>	<i>N</i> 2429	1131	1189	1614	285	512	640	869	408	1804	466	1176	491	249	394	53
<b>A04B:</b> Try marijuana once or twice																
1. No risk	32.4	37.7	27.1	34.1	23.9	39.2	37.0	26.5	29.3	31.4	35.7	13.7	46.0	39.2	62.0	73.8
2. Slight risk	32.0	28.7	35.1	33.6	29.9	29.8	30.1	35.6	30.2	33.2	27.9	32.6	37.7	38.3	20.1	23.2
3. Moderate risk	16.3	15.4	18.0	15.8	14.1	14.8	16.6	17.1	16.0	16.5	15.2	23.3	9.5	11.8	8.1	-
4. Great risk	14.9	12.6	16.5	13.0	23.0	12.4	12.0	16.9	18.4	15.3	14.4	23.7	5.1	9.5	7.1	1.5
5. Can't say, drug unfamiliar	4.4	5.6	3.3	3.4	9.1	3.8	4.3	4.0	6.1	3.6	6.8	6.7	1.6	1.2	2.7	1.6
<i>Item 12370 Subject A14a</i>	<i>N</i> 2430	1132	1189	1614	286	511	641	870	408	1805	466	1176	488	251	394	54
<b>A04C:</b> Smoke marijuana occasionally																
1. No risk	12.6	15.8	9.0	12.0	13.8	15.2	13.3	11.4	10.7	11.2	17.6	5.3	16.0	9.5	26.1	56.9
2. Slight risk	25.2	26.5	23.7	27.6	22.4	28.0	27.8	23.9	20.5	25.5	23.0	11.7	35.8	38.7	42.2	33.5
3. Moderate risk	30.7	27.4	34.3	32.1	25.7	31.9	30.8	30.1	30.6	32.2	26.2	34.6	32.8	33.1	19.2	8.7
4. Great risk	27.5	25.0	30.3	25.1	30.7	22.0	24.5	31.0	32.0	27.4	28.6	42.2	14.9	17.5	10.2	-
5. Can't say, drug unfamiliar	3.9	5.3	2.7	3.2	7.5	2.9	3.6	3.6	6.2	3.6	4.6	6.3	0.5	1.3	2.3	0.8
<i>Item 12380 Subject A14a</i>	<i>N</i> 2425	1133	1185	1613	285	509	642	867	408	1801	467	1173	488	252	393	54
<b>A04D:</b> Smoke marijuana regularly																
1. No risk	5.5	7.4	3.1	4.1	8.0	5.7	4.1	6.1	6.1	3.4	12.3	2.9	4.9	4.5	10.0	37.2
2. Slight risk	8.5	10.0	7.2	8.6	9.4	10.7	10.0	6.8	7.1	8.5	8.5	2.6	12.7	9.7	18.8	22.1
3. Moderate risk	19.7	22.8	16.2	21.6	16.1	22.6	20.7	18.8	16.2	20.0	17.5	9.2	26.8	28.0	34.4	29.5
4. Great risk	62.5	54.4	70.9	62.7	59.1	58.1	61.2	64.7	65.3	64.7	56.5	79.3	55.0	56.7	33.9	10.4
5. Can't say, drug unfamiliar	3.8	5.4	2.5	3.0	7.4	3.0	4.0	3.5	5.3	3.4	5.2	6.1	0.6	1.0	2.9	0.8
<i>Item 12390 Subject A14a</i>	<i>N</i> 2419	1125	1186	1606	285	507	643	865	404	1796	465	1167	489	251	394	53
<b>A04E:</b> Try one or two drinks of an alcoholic beverage (beer, wine, liquor)																
1. No risk	42.1	47.6	36.8	46.5	24.4	48.0	45.6	39.0	35.7	42.1	41.8	28.7	48.5	51.2	64.9	80.8
2. Slight risk	37.0	32.7	41.4	36.9	35.6	35.8	36.7	37.7	37.6	37.6	35.3	42.7	37.4	36.1	21.8	13.5
3. Moderate risk	13.0	11.9	14.4	11.5	18.7	8.9	11.8	14.1	17.9	12.6	13.7	17.5	8.6	10.1	9.5	3.4
4. Great risk	5.8	5.1	6.1	4.3	11.8	5.7	4.4	6.7	6.5	6.0	5.6	8.7	3.0	2.6	2.9	1.5
5. Can't say, drug unfamiliar	2.0	2.7	1.3	0.8	9.4	1.5	1.6	2.5	2.3	1.5	3.6	2.4	2.5	-	0.8	0.8
<i>Item 12510 Subject A14a</i>	<i>N</i> 2436	1136	1192	1620	286	513	644	871	408	1810	467	1178	492	252	395	54
<b>A04F:</b> Take one or two drinks nearly every day																
1. No risk	8.5	12.5	4.4	8.1	8.7	8.1	9.4	8.9	6.8	6.7	13.7	5.1	9.2	8.4	14.3	33.6
2. Slight risk	20.9	24.5	17.3	23.0	16.6	21.5	22.2	22.6	14.6	19.3	26.0	15.6	23.8	28.1	27.2	24.9
3. Moderate risk	35.5	35.5	35.9	36.2	31.3	36.8	35.2	34.2	37.3	37.6	30.4	34.4	41.7	32.2	35.9	22.0
4. Great risk	33.4	24.9	41.5	31.8	36.3	32.6	31.4	32.4	39.3	34.8	27.5	42.3	24.6	31.3	21.8	18.7
5. Can't say, drug unfamiliar	1.7	2.6	0.9	0.9	7.0	1.0	1.8	1.8	2.1	1.5	2.4	2.6	0.7	-	0.8	0.8
<i>Item 12520 Subject A14a</i>	<i>N</i> 2427	1128	1191	1613	284	512	640	868	407	1804	464	1174	488	252	394	54



## 97

QUESTIONNAIRE FORM 2 1996	TOTAL	SEX		RACE		REGION				COLLEGE PLANS?		ILLCIT DRUG USE: LIFETIME					
		M	F	White	Black	NE	NC	S	W	Yes	No	None	Mari- juana Only	Few Pills	More Pills	Any Her- oin	
<i>N (Weighted No. of Cases):</i>	2452	1142	1196	1628	287	516	647	880	409	1821	468	1181	494	256	396	54	
<i>% of Weighted Total:</i>	100.0	46.6	48.8	66.4	11.7	21.0	26.4	35.9	16.7	74.2	19.1	48.1	20.2	10.5	16.2	2.2	
<b>A04G:</b> Take four or five drinks nearly every day																	
1. No risk	3.8	5.3	2.1	2.6	7.6	3.3	2.6	5.3	3.1	2.6	7.8	2.3	5.5	3.7	4.1	14.5	
2. Slight risk	5.3	7.0	3.6	6.1	2.6	2.7	7.3	5.9	4.3	4.0	9.3	3.3	5.2	7.0	9.1	13.9	
3. Moderate risk	16.6	20.2	13.8	18.7	10.6	15.9	19.6	16.7	12.8	15.2	21.1	12.8	18.1	22.1	22.3	21.0	
4. Great risk	72.5	64.9	79.6	71.7	71.8	77.0	68.6	70.1	77.7	76.7	59.2	78.9	70.5	67.2	63.7	49.8	
5. Can't say, drug unfamiliar	1.8	2.7	0.9	0.9	7.5	1.0	1.8	2.0	2.1	1.6	2.6	2.7	0.7	-	0.8	0.8	
<i>Item 12530 Subject A14a</i>	<i>N</i>	<i>2431</i>	<i>1134</i>	<i>1188</i>	<i>1616</i>	<i>285</i>	<i>512</i>	<i>642</i>	<i>868</i>	<i>408</i>	<i>1806</i>	<i>466</i>	<i>1178</i>	<i>489</i>	<i>252</i>	<i>391</i>	<i>54</i>
<b>A04H:</b> Have five or more drinks once or twice each weekend																	
1. No risk	8.4	11.6	5.3	7.7	7.5	8.5	8.0	9.0	7.4	6.4	14.4	4.6	9.6	7.5	14.9	36.7	
2. Slight risk	14.4	15.8	13.4	15.7	11.0	15.0	18.5	12.7	11.0	14.2	15.0	7.7	18.9	20.8	23.9	33.5	
3. Moderate risk	28.4	29.1	27.7	30.7	17.9	32.7	26.8	27.7	26.9	29.4	25.3	26.3	31.4	29.3	31.8	18.3	
4. Great risk	46.8	40.7	52.4	44.7	55.6	42.6	44.5	48.3	52.6	48.2	42.4	58.7	38.7	42.2	28.4	10.7	
5. Can't say, drug unfamiliar	2.0	2.9	1.2	1.1	8.0	1.2	2.3	2.2	2.1	1.8	2.9	2.8	1.4	0.3	1.0	0.8	
<i>Item 12540 Subject A14a</i>	<i>N</i>	<i>2436</i>	<i>1135</i>	<i>1192</i>	<i>1620</i>	<i>286</i>	<i>513</i>	<i>644</i>	<i>871</i>	<i>407</i>	<i>1810</i>	<i>467</i>	<i>1177</i>	<i>492</i>	<i>252</i>	<i>395</i>	<i>54</i>
<b>A05:</b> Do you think that you would prefer having a mate for most of your life, or would you prefer not having a mate?																	
5. Definitely prefer to have a mate	63.3	62.3	64.9	66.2	60.5	61.4	61.0	66.0	63.7	63.9	60.2	68.3	63.4	56.9	57.7	50.2	
4. Probably prefer to have a mate	24.1	23.4	24.7	23.1	23.6	24.6	26.5	22.3	23.1	25.0	24.1	21.5	24.1	27.7	28.8	26.5	
3. Not sure	9.2	10.4	7.7	7.8	11.5	10.2	8.6	9.5	8.3	8.2	11.7	7.7	9.2	11.5	8.8	17.5	
2. Probably prefer not to have a mate	2.5	3.0	2.1	2.2	3.7	2.8	3.5	1.2	3.3	2.3	2.8	1.4	3.1	3.4	3.4	5.8	
1. Definitely prefer not to have a mate	0.9	0.8	0.7	0.6	0.6	1.0	0.3	1.0	1.6	0.7	1.1	1.1	0.2	0.5	1.3	-	
<i>Item 6120 Subject D01</i>	<i>N</i>	<i>2435</i>	<i>1138</i>	<i>1193</i>	<i>1622</i>	<i>286</i>	<i>512</i>	<i>643</i>	<i>870</i>	<i>409</i>	<i>1814</i>	<i>467</i>	<i>1175</i>	<i>494</i>	<i>256</i>	<i>394</i>	<i>54</i>
<b>A06:</b> Which do you think you are most likely to choose in the long run?																	
3. Getting married	79.6	77.2	83.0	83.0	74.6	81.8	79.5	79.1	77.9	83.9	66.2	84.8	79.3	77.4	72.3	57.9	
2. I have no idea	15.4	18.0	12.0	13.3	16.5	13.4	15.9	15.5	17.0	12.0	26.0	12.2	15.0	16.5	19.4	29.9	
1. Not getting married	4.2	4.4	3.6	3.0	8.3	4.2	4.1	4.3	4.1	3.5	5.5	2.9	4.0	4.5	7.1	9.0	
8. Am already married	0.8	0.4	1.3	0.7	0.6	0.5	0.6	1.1	1.0	0.5	2.3	0.1	1.6	1.7	1.2	3.1	
<i>Item 6130 Subject D01</i>	<i>N</i>	<i>2388</i>	<i>1115</i>	<i>1176</i>	<i>1600</i>	<i>278</i>	<i>505</i>	<i>629</i>	<i>853</i>	<i>401</i>	<i>1783</i>	<i>455</i>	<i>1155</i>	<i>485</i>	<i>252</i>	<i>387</i>	<i>51</i>
<b>A07:</b> If you did get married (or are married) . . .																	
<b>A07A:</b> How likely do you think it is that you would stay married to the same person for life?																	
5. Very likely	61.0	58.1	64.5	63.6	57.2	58.0	58.4	63.5	63.5	63.3	55.8	70.4	56.7	47.3	51.3	47.4	
4. Fairly likely	22.9	24.5	21.6	23.2	22.6	25.4	24.8	21.6	20.0	23.8	20.2	19.4	25.7	30.6	26.6	20.5	
3. Uncertain	11.9	12.8	10.6	10.0	15.1	11.8	12.8	11.7	11.3	10.0	16.8	8.2	13.2	16.9	13.7	21.8	
2. Fairly unlikely	2.2	2.1	2.2	2.0	2.7	2.7	2.1	1.4	3.5	1.8	2.7	1.3	2.5	1.4	4.8	4.6	
1. Very unlikely	1.9	2.5	1.1	1.2	2.4	2.0	1.8	1.8	1.7	1.1	4.6	0.7	1.9	3.8	3.6	5.6	
<i>Item 6140 Subject D01</i>	<i>N</i>	<i>2336</i>	<i>1099</i>	<i>1137</i>	<i>1560</i>	<i>274</i>	<i>479</i>	<i>620</i>	<i>841</i>	<i>396</i>	<i>1741</i>	<i>449</i>	<i>1122</i>	<i>475</i>	<i>246</i>	<i>380</i>	<i>53</i>
<b>A07B:</b> How likely is it that you would want to have children?																	
5. Very likely	63.1	61.4	64.9	64.0	64.0	63.4	60.0	63.2	67.5	65.7	54.9	66.4	63.7	57.2	62.2	43.5	
4. Fairly likely	17.1	19.3	15.2	17.4	14.1	16.2	19.7	16.1	16.3	16.4	20.7	16.3	17.9	19.9	16.2	17.1	
3. Uncertain	9.9	10.8	8.5	9.9	8.4	11.1	7.9	11.0	9.2	8.8	10.7	9.0	8.0	8.3	12.5	14.5	
2. Fairly unlikely	3.1	2.8	3.6	3.3	4.2	3.0	4.0	2.9	2.3	3.4	2.2	2.5	4.1	4.4	3.6	0.9	
1. Very unlikely	4.0	3.5	4.5	3.8	3.4	3.9	5.8	3.7	2.2	3.9	4.7	4.1	2.4	5.5	3.9	11.4	
8. Already have child(ren)	2.8	2.1	3.4	1.5	5.8	2.4	2.6	3.2	2.5	1.8	6.8	1.7	3.8	4.7	1.6	12.5	
<i>Item 6150 Subject D02</i>	<i>N</i>	<i>2347</i>	<i>1100</i>	<i>1151</i>	<i>1567</i>	<i>277</i>	<i>486</i>	<i>619</i>	<i>842</i>	<i>400</i>	<i>1754</i>	<i>445</i>	<i>1134</i>	<i>478</i>	<i>247</i>	<i>380</i>	<i>53</i>
The questions in the next column ask you to imagine different kinds of married life that you might have. We want you to think about different ways you might share responsibilities for working, taking care of the home, and taking care of the children. Please indicate how acceptable for you each of the different arrangements would be.																	
<b>A08:</b> Imagine you are married and have no children.																	



QUESTIONNAIRE FORM 2 1996	TOTAL	SEX		RACE		REGION				COLLEGE PLANS?		ILLICIT DRUG USE: LIFETIME				
		M	F	White	Black	NE	NC	S	W	Yes	No	None	Mari- juana Only	Few Pills	More Pills	Any Her- oin
<i>N (Weighted No. of Cases):</i>	2452	1142	1196	1628	287	516	647	880	409	1821	468	1181	494	256	396	54
<i>% of Weighted Total:</i>	100.0	46.6	48.8	66.4	11.7	21.0	26.4	35.9	16.7	74.2	19.1	48.1	20.2	10.5	16.2	2.2
How would you feel about each of the following work arrangements?																
<b>A08A:</b> Husband works full-time, wife doesn't work																
1. Not at all acceptable	35.5	25.5	44.9	31.1	55.9	39.6	36.5	32.9	34.4	35.5	33.7	32.4	42.5	32.6	38.8	27.6
2. Somewhat acceptable	33.6	33.9	34.5	35.9	25.9	29.7	34.8	34.8	33.9	33.7	34.4	35.5	27.1	36.4	33.4	36.8
3. Acceptable	25.4	34.6	16.6	27.9	13.4	25.5	23.3	26.7	25.8	26.0	24.3	26.4	26.0	24.6	23.3	29.7
4. Desirable	5.5	6.0	4.0	5.1	4.7	5.2	5.5	5.6	5.8	4.8	7.5	5.7	4.3	6.3	4.5	5.8
<i>Item 6160 Subject C05, D04</i>	<i>N</i> 2431	1132	1195	1622	285	511	642	872	407	1811	465	1177	491	255	393	53
<b>A08B:</b> Husband works full-time, wife works about half-time																
1. Not at all acceptable	7.4	4.9	10.0	6.1	12.3	7.2	8.4	7.1	6.5	7.5	7.4	6.9	7.2	8.2	8.1	8.1
2. Somewhat acceptable	27.9	21.9	34.4	25.7	39.0	29.8	24.4	28.4	29.7	28.3	25.6	29.1	28.7	25.2	25.6	21.9
3. Acceptable	53.9	58.9	47.6	56.1	42.0	54.9	54.4	55.6	48.0	53.1	56.0	52.8	55.6	55.3	53.7	54.8
4. Desirable	10.9	14.3	8.0	12.1	6.7	8.2	12.7	8.9	15.8	11.1	11.0	11.2	8.5	11.3	12.6	15.2
<i>Item 6170 Subject C05, D04</i>	<i>N</i> 2429	1132	1194	1620	285	512	640	870	407	1810	463	1173	494	255	393	53
<b>A08C:</b> Both work full-time																
1. Not at all acceptable	7.6	10.2	5.3	6.3	11.4	6.5	6.2	9.9	6.5	7.0	8.3	8.5	7.5	7.2	5.7	8.0
2. Somewhat acceptable	11.9	13.6	9.9	11.0	14.9	10.6	9.1	13.7	14.3	10.3	17.2	11.4	12.0	14.2	10.4	8.3
3. Acceptable	50.2	47.7	52.6	51.7	44.0	52.4	49.5	49.4	50.2	50.5	50.9	49.6	50.3	49.0	52.9	51.7
4. Desirable	30.2	28.4	32.3	31.1	29.7	30.5	35.2	27.0	29.0	32.1	23.6	30.6	30.1	29.7	31.0	32.0
<i>Item 6180 Subject C05, D04</i>	<i>N</i> 2422	1131	1187	1617	281	507	643	868	404	1801	466	1174	489	255	388	54
<b>A08D:</b> Both work about half-time																
1. Not at all acceptable	32.6	34.8	29.8	32.2	37.1	29.9	34.6	35.6	26.6	30.1	42.9	34.0	27.9	34.1	32.6	29.4
2. Somewhat acceptable	30.1	29.1	32.0	30.5	28.8	31.3	29.4	29.3	31.5	32.3	23.8	33.6	32.3	28.6	20.8	29.4
3. Acceptable	27.5	26.6	28.6	27.3	27.5	28.9	27.8	25.0	30.9	28.0	25.9	25.1	27.2	29.4	33.4	26.6
4. Desirable	9.7	9.5	9.6	10.0	6.7	9.9	8.2	10.2	10.9	9.6	7.4	7.3	12.6	7.9	13.2	14.7
<i>Item 6190 Subject C05, D04</i>	<i>N</i> 2415	1129	1183	1613	281	509	635	868	404	1802	458	1168	488	255	389	53
<b>A08E:</b> Husband works about half-time, wife works full-time																
1. Not at all acceptable	37.1	39.4	34.2	34.7	46.6	32.3	36.2	43.6	30.3	33.9	47.0	36.7	35.4	39.6	37.7	35.0
2. Somewhat acceptable	32.5	29.8	36.1	34.1	28.8	33.9	30.2	31.7	36.3	34.6	27.0	35.2	32.5	32.3	27.0	27.5
3. Acceptable	27.1	26.6	27.5	28.6	20.6	30.6	30.2	21.6	29.8	28.4	22.0	25.8	27.2	25.5	32.2	27.9
4. Desirable	3.3	4.3	2.1	2.6	4.1	3.2	3.4	3.1	3.6	3.0	4.0	2.3	4.9	2.5	3.2	9.6
<i>Item 6200 Subject C05, D04</i>	<i>N</i> 2423	1130	1191	1620	283	511	639	867	406	1805	463	1173	489	255	391	53
<b>A08F:</b> Husband doesn't work, wife works full-time																
1. Not at all acceptable	71.5	68.8	74.1	69.2	83.1	69.4	69.3	75.2	69.9	70.2	76.4	72.8	72.9	69.4	70.5	52.3
2. Somewhat acceptable	14.4	13.3	16.1	16.4	6.8	14.6	17.0	11.8	15.7	16.3	9.8	14.9	14.1	17.1	13.2	10.6
3. Acceptable	9.3	10.5	8.3	10.4	5.1	10.3	9.3	8.3	10.3	9.8	7.6	8.9	6.9	9.9	13.1	7.1
4. Desirable	4.7	7.5	1.5	4.1	5.1	5.6	4.4	4.8	4.0	3.7	6.2	3.4	6.0	3.6	3.3	30.0
<i>Item 6210 Subject C05, D04</i>	<i>N</i> 2425	1132	1190	1621	279	510	642	865	407	1805	464	1175	492	254	389	53
<b>A09:</b> Imagine you are married and have one or more pre-school children. How would you feel about each of the following working arrangements?																
<b>A09A:</b> Husband works full-time, wife doesn't work																
1. Not at all acceptable	17.5	14.6	20.4	13.8	32.6	15.7	18.5	18.5	15.9	16.6	18.9	16.6	17.9	17.0	19.0	16.4
2. Somewhat acceptable	21.6	17.8	25.1	21.1	23.1	23.0	23.4	18.0	24.6	20.6	25.8	19.2	23.8	25.7	24.7	15.0
3. Acceptable	37.6	40.7	35.1	38.9	31.5	41.1	39.0	38.0	30.1	38.4	36.0	37.5	38.7	34.4	36.9	52.3
4. Desirable	23.4	26.9	19.4	26.2	12.8	20.2	19.1	25.5	29.3	24.4	19.3	26.7	19.6	22.9	19.5	16.3
<i>Item 6220 Subject C05, D04</i>	<i>N</i> 2430	1134	1192	1620	285	512	642	870	406	1809	465	1174	493	255	393	53
<b>A09B:</b> Husband works full-time, wife works about half-time																
1. Not at all acceptable	7.2	9.3	5.6	6.5	10.6	6.5	7.3	6.6	8.9	6.6	8.3	7.2	7.8	5.0	7.0	8.1
2. Somewhat acceptable	23.0	22.1	23.3	22.1	27.7	22.1	21.7	24.3	23.5	22.5	23.8	23.8	20.5	24.5	20.3	21.7
3. Acceptable	54.0	52.8	55.6	54.9	50.3	56.3	54.6	53.7	50.6	54.1	54.6	52.9	56.1	55.6	56.1	58.7
4. Desirable	15.8	15.8	15.5	16.4	11.4	15.1	16.3	15.3	17.0	16.8	13.3	16.0	15.5	14.8	16.5	11.4
<i>Item 6230 Subject C05, D04</i>	<i>N</i> 2431	1135	1193	1620	285	511	642	871	406	1809	466	1176	493	254	392	53



QUESTIONNAIRE FORM 2 1996	TOTAL	SEX		RACE		REGION				COLLEGE PLANS?		ILLICIT DRUG USE: LIFETIME				
		M	F	White	Black	NE	NC	S	W	Yes	No	None	Mari- juana Only	Few Pills	More Pills	Any Her- oin
<i>N (Weighted No. of Cases):</i> <i>% of Weighted Total:</i>	2452 100.0	1142 46.6	1196 48.8	1628 66.4	287 11.7	516 21.0	647 26.4	880 35.9	409 16.7	1821 74.2	468 19.1	1181 48.1	494 20.2	256 10.5	396 16.2	54 2.2
<b>A09C:</b> Both work full-time																
1. Not at all acceptable	42.2	45.5	39.6	43.9	37.9	44.7	39.2	41.7	44.9	42.3	40.7	41.3	43.6	43.2	42.1	34.1
2. Somewhat acceptable	25.4	21.0	29.3	25.3	21.4	24.3	27.5	23.8	27.0	24.8	29.3	25.7	22.1	28.4	28.2	25.2
3. Acceptable	22.0	22.8	21.8	21.7	26.7	21.4	20.6	25.1	18.3	23.0	18.7	22.5	22.3	19.6	21.4	28.4
4. Desirable	10.4	10.7	9.4	9.1	14.1	9.7	12.7	9.4	9.8	9.9	11.3	10.5	12.0	8.8	8.4	12.2
<i>Item 6240 Subject C05, D04</i>	<i>N 2423</i>	<i>1132</i>	<i>1188</i>	<i>1617</i>	<i>284</i>	<i>510</i>	<i>641</i>	<i>866</i>	<i>406</i>	<i>1804</i>	<i>462</i>	<i>1171</i>	<i>491</i>	<i>253</i>	<i>393</i>	<i>53</i>
<b>A09D:</b> Both work about half-time																
1. Not at all acceptable	31.7	33.7	29.4	31.4	39.4	26.3	32.5	35.7	29.0	29.3	41.2	34.1	28.0	33.6	27.4	31.9
2. Somewhat acceptable	31.3	32.0	30.5	30.8	28.3	34.5	28.5	31.3	31.5	32.7	25.5	31.4	33.3	28.8	31.6	21.9
3. Acceptable	28.5	26.2	31.3	28.5	27.3	30.8	31.5	24.0	30.7	29.2	26.3	27.1	29.4	30.5	31.6	25.6
4. Desirable	8.5	8.1	8.8	9.2	5.0	8.5	7.5	9.1	8.9	8.8	7.0	7.4	9.3	7.1	9.5	20.6
<i>Item 6250 Subject C05, D04</i>	<i>N 2418</i>	<i>1129</i>	<i>1187</i>	<i>1617</i>	<i>282</i>	<i>510</i>	<i>640</i>	<i>863</i>	<i>406</i>	<i>1804</i>	<i>459</i>	<i>1169</i>	<i>490</i>	<i>253</i>	<i>393</i>	<i>51</i>
<b>A09E:</b> Husband works about half-time, wife works full-time																
1. Not at all acceptable	39.6	41.3	38.2	38.7	45.1	35.1	35.1	45.3	40.2	37.0	46.0	40.0	38.1	39.7	40.2	39.4
2. Somewhat acceptable	30.3	27.7	32.8	31.1	27.0	33.3	30.6	28.7	29.4	30.9	29.6	31.4	29.8	30.0	29.0	24.0
3. Acceptable	25.4	25.6	25.6	25.8	23.2	28.7	28.9	20.6	26.1	27.3	20.8	24.6	28.5	27.1	24.1	22.1
4. Desirable	4.7	5.3	3.4	4.3	4.6	3.0	5.4	5.4	4.3	4.8	3.6	3.9	3.5	3.2	6.7	14.5
<i>Item 6260 Subject C05, D04</i>	<i>N 2423</i>	<i>1130</i>	<i>1191</i>	<i>1617</i>	<i>285</i>	<i>511</i>	<i>641</i>	<i>865</i>	<i>406</i>	<i>1808</i>	<i>459</i>	<i>1171</i>	<i>490</i>	<i>254</i>	<i>392</i>	<i>53</i>
<b>A09F:</b> Husband doesn't work, wife works full-time																
1. Not at all acceptable	58.8	58.2	59.8	56.1	70.9	58.2	54.7	63.9	55.4	55.7	67.4	59.7	58.2	59.0	60.6	43.7
2. Somewhat acceptable	17.4	15.7	19.1	19.0	8.8	17.4	17.4	16.1	20.0	18.8	14.1	17.4	17.3	20.9	15.5	13.5
3. Acceptable	17.7	18.8	16.6	18.8	15.2	18.5	21.7	14.3	17.7	19.6	12.6	17.3	18.4	16.6	19.1	20.8
4. Desirable	6.1	7.3	4.5	6.1	5.0	5.9	6.2	5.7	6.9	5.9	5.9	5.6	6.2	3.5	4.9	22.0
<i>Item 6270 Subject C05, D04</i>	<i>N 2422</i>	<i>1128</i>	<i>1192</i>	<i>1617</i>	<i>283</i>	<i>509</i>	<i>641</i>	<i>865</i>	<i>406</i>	<i>1806</i>	<i>460</i>	<i>1172</i>	<i>490</i>	<i>254</i>	<i>392</i>	<i>53</i>
<b>A10:</b> Imagine you are married and have one or more pre-school children. Imagine also that the husband is working full-time and the wife does not have a job outside the home.  How would you feel about each of these arrangements for the day-to-day care of the child(ren)?																
<b>A10A:</b> Wife does all child care																
1. Not at all acceptable	34.5	27.4	41.3	35.2	35.8	38.3	37.0	30.6	34.1	35.2	31.2	36.9	35.2	32.5	30.0	30.7
2. Somewhat acceptable	27.2	26.3	28.4	26.1	30.2	26.4	26.4	27.8	28.3	27.1	29.8	27.9	25.3	26.2	28.8	21.2
3. Acceptable	25.8	30.7	21.5	25.9	25.0	24.7	25.7	26.0	27.0	25.9	25.1	24.0	27.8	27.1	27.6	24.4
4. Desirable	12.5	15.7	8.9	12.8	9.0	10.5	10.8	15.6	10.6	11.8	13.8	11.2	11.8	14.2	13.6	23.8
<i>Item 6280 Subject D04</i>	<i>N 2424</i>	<i>1131</i>	<i>1190</i>	<i>1617</i>	<i>285</i>	<i>510</i>	<i>637</i>	<i>870</i>	<i>408</i>	<i>1805</i>	<i>462</i>	<i>1171</i>	<i>492</i>	<i>254</i>	<i>392</i>	<i>53</i>
<b>A10B:</b> Wife does most of it																
1. Not at all acceptable	12.2	10.3	13.8	9.2	20.7	13.3	12.2	11.9	11.6	11.0	15.5	12.3	11.3	12.3	10.8	24.5
2. Somewhat acceptable	31.9	27.8	35.7	31.4	31.4	31.9	32.1	30.7	34.1	31.4	34.7	33.6	30.1	28.6	30.2	31.0
3. Acceptable	40.7	44.2	38.1	43.7	34.2	40.8	42.1	40.4	38.8	41.4	38.3	39.3	43.0	45.2	41.6	32.9
4. Desirable	15.3	17.7	12.4	15.7	13.7	14.0	13.7	17.1	15.5	16.2	11.5	14.8	15.5	14.0	17.4	11.6
<i>Item 6290 Subject D04</i>	<i>N 2424</i>	<i>1130</i>	<i>1190</i>	<i>1615</i>	<i>284</i>	<i>511</i>	<i>638</i>	<i>868</i>	<i>407</i>	<i>1804</i>	<i>464</i>	<i>1171</i>	<i>492</i>	<i>254</i>	<i>392</i>	<i>53</i>
<b>A10C:</b> Both do it equally																
1. Not at all acceptable	4.1	5.8	2.8	3.4	7.2	4.4	3.0	4.0	5.6	3.4	5.7	3.4	3.8	3.4	6.6	8.8
2. Somewhat acceptable	13.5	15.6	10.9	13.5	14.0	15.3	13.5	13.7	10.8	13.3	13.0	12.1	14.7	13.6	13.1	16.5
3. Acceptable	38.7	41.3	35.8	38.4	43.0	38.0	39.6	41.1	33.1	38.7	38.7	38.3	39.2	40.4	39.4	34.6
4. Desirable	43.7	37.3	50.5	44.7	35.9	42.2	43.9	41.2	50.5	44.6	42.6	46.2	42.4	42.6	41.0	40.1
<i>Item 6300 Subject D04</i>	<i>N 2418</i>	<i>1129</i>	<i>1185</i>	<i>1617</i>	<i>281</i>	<i>512</i>	<i>638</i>	<i>864</i>	<i>405</i>	<i>1801</i>	<i>463</i>	<i>1170</i>	<i>491</i>	<i>255</i>	<i>387</i>	<i>54</i>
<b>A10D:</b> Husband does most of it																
1. Not at all acceptable	41.6	38.4	44.4	40.9	40.7	44.6	37.6	42.8	41.8	40.6	43.5	41.1	44.1	45.1	38.9	44.9
2. Somewhat acceptable	40.5	41.1	40.1	41.5	40.4	38.4	45.4	37.2	42.3	42.2	36.5	42.8	36.7	40.2	39.3	38.6
3. Acceptable	15.8	19.1	13.3	16.2	16.2	14.7	16.0	17.4	13.5	15.4	16.7	15.1	16.4	13.3	19.2	12.9
4. Desirable	2.1	1.5	2.2	1.4	2.7	2.3	1.1	2.5	2.3	1.8	3.3	1.1	2.8	1.4	2.6	3.6
<i>Item 6310 Subject D04</i>	<i>N 2423</i>	<i>1130</i>	<i>1187</i>	<i>1615</i>	<i>285</i>	<i>512</i>	<i>635</i>	<i>869</i>	<i>407</i>	<i>1802</i>	<i>464</i>	<i>1168</i>	<i>492</i>	<i>254</i>	<i>393</i>	<i>53</i>



QUESTIONNAIRE FORM 2 1996	TOTAL	SEX		RACE		REGION				COLLEGE PLANS?		ILLICIT DRUG USE: LIFETIME				
		M	F	White	Black	NE	NC	S	W	Yes	No	None	Mari- juana Only	Few Pills	More Pills	Any Her- oin
<i>N (Weighted No. of Cases):</i>	2452	1142	1196	1628	287	516	647	880	409	1821	468	1181	494	256	396	54
<i>% of Weighted Total:</i>	100.0	46.6	48.8	66.4	11.7	21.0	26.4	35.9	16.7	74.2	19.1	48.1	20.2	10.5	16.2	2.2
<b>A10E:</b> Husband does all of it																
1. Not at all acceptable	76.9	74.3	79.6	78.2	74.1	79.3	78.6	74.3	77.0	78.0	73.4	78.1	77.6	77.5	75.6	69.2
2. Somewhat acceptable	13.4	14.3	12.7	12.6	17.4	11.9	15.2	12.8	14.0	12.8	14.8	13.9	12.0	13.4	13.8	11.6
3. Acceptable	7.3	9.1	5.8	7.2	5.5	6.3	4.6	9.9	7.1	7.0	8.6	6.4	7.3	7.8	8.8	11.1
4. Desirable	2.4	2.3	1.9	1.9	2.9	2.5	1.6	3.1	1.9	2.2	3.2	1.7	3.1	1.2	1.7	8.1
<i>Item 6320 Subject D04</i>	<i>N</i> 2424	1130	1190	1616	285	511	637	869	407	1803	464	1170	492	254	392	53
The next section of this questionnaire is about government and public affairs.																
<b>A11:</b> Some people think about what's going on in government very often, and others are not that interested. How much of an interest do you take in government and current events?																
1. No interest at all	7.9	9.3	6.5	7.2	12.7	7.3	8.2	9.1	5.6	6.1	14.6	6.8	10.5	5.4	6.4	24.5
2. Very little interest	21.4	18.8	23.9	20.6	22.4	21.1	21.1	21.7	21.6	19.7	28.4	21.3	19.9	26.5	22.7	12.6
3. Some interest	46.2	43.0	48.6	46.7	43.7	48.8	47.3	43.6	46.7	46.3	44.9	44.4	48.2	45.6	48.7	44.9
4. A lot of interest	17.7	18.8	17.1	18.3	16.2	17.1	17.7	17.9	18.2	20.1	9.0	18.7	16.8	18.2	16.3	13.1
5. A very great interest	6.8	10.0	4.0	7.3	5.0	5.7	5.8	7.7	7.9	7.9	3.1	8.8	4.5	4.3	5.9	4.9
<i>Item 6330 Subject H01, Q08</i>	<i>N</i> 2433	1136	1193	1622	286	512	643	871	408	1814	465	1177	493	256	393	52
<b>A12:</b> Do you think some of the people running the government are crooked or dishonest?																
1. Most of them are crooked or dishonest	23.1	26.4	20.2	20.8	31.5	22.3	21.0	25.7	21.7	20.9	30.2	20.0	25.4	24.0	26.5	29.9
2. Quite a few are	38.2	37.0	40.0	40.8	30.7	41.1	37.3	39.2	33.7	40.0	32.3	40.5	34.7	33.8	40.4	44.6
3. Some are	36.3	33.5	38.4	36.4	35.0	34.3	40.0	33.2	39.8	36.9	35.1	37.0	36.7	40.7	31.8	25.6
4. Hardly any are	2.0	2.7	1.1	1.7	2.3	2.1	1.7	1.4	3.6	1.8	2.3	2.0	2.8	1.4	1.3	-
5. None at all are crooked or dishonest	0.4	0.4	0.3	0.2	0.5	0.2	-	0.6	1.1	0.4	-	0.4	0.3	0.2	-	-
<i>Item 6340 Subject H04, K01</i>	<i>N</i> 2430	1135	1190	1622	287	509	643	875	404	1810	466	1172	494	256	393	52
<b>A13:</b> Do you think the government wastes much of the money we pay in taxes?																
1. Nearly all tax money is wasted	14.1	17.1	11.0	12.7	17.1	12.8	15.3	15.4	10.9	10.9	22.8	12.7	13.8	11.5	18.3	19.8
2. A lot of tax money is wasted	53.7	53.1	54.6	55.0	56.5	53.0	55.1	54.2	51.3	54.8	53.4	52.8	52.1	54.1	58.3	65.8
3. Some tax money is wasted	28.0	24.2	32.0	28.6	22.5	29.9	25.0	27.5	31.5	30.2	19.5	30.6	29.4	30.7	19.9	13.4
4. A little tax money is wasted	3.6	4.9	2.2	3.3	3.0	3.9	3.9	2.3	5.5	3.8	3.0	3.5	4.3	3.7	2.4	1.0
5. No tax money is wasted	0.6	0.8	0.2	0.3	0.9	0.3	0.7	0.5	0.8	0.3	1.3	0.4	0.4	-	1.1	-
<i>Item 6350 Subject H04, K01</i>	<i>N</i> 2425	1134	1190	1617	286	509	642	871	403	1807	464	1167	494	256	393	52
<b>A14:</b> How much of the time do you think you can trust the government in Washington to do what is right?																
1. Almost always	2.4	2.8	1.7	2.1	1.8	2.2	1.9	3.0	2.1	2.1	3.2	2.9	0.8	3.1	2.2	-
2. Often	25.1	25.0	24.4	27.2	16.1	23.4	23.8	22.2	35.3	27.0	19.0	27.4	26.2	25.1	16.5	21.5
3. Sometimes	48.4	46.4	50.6	49.3	46.1	49.8	46.7	51.0	43.8	49.5	45.5	50.3	46.8	49.6	48.9	18.4
4. Seldom	20.3	20.8	20.7	17.9	32.3	20.9	23.5	20.3	14.3	18.7	24.6	16.6	22.5	19.5	26.6	45.2
5. Never	3.8	4.9	2.7	3.4	3.7	3.7	4.1	3.4	4.5	2.7	7.6	2.9	3.6	2.7	5.9	14.9
<i>Item 6360 Subject H04, K01</i>	<i>N</i> 2430	1138	1189	1622	286	511	641	872	406	1810	466	1172	494	256	393	52
<b>A15:</b> Do you feel that the people running the government are smart people who usually know what they are doing?																
1. They almost always know what they are doing	8.6	11.1	5.6	8.9	6.5	7.8	7.8	9.2	9.6	8.7	7.1	8.5	7.9	12.2	7.5	12.5
2. They usually know what they are doing	43.4	44.9	42.4	46.1	30.3	43.5	42.9	42.5	46.2	46.7	34.0	48.5	43.1	35.8	36.0	30.3
3. They sometimes know what they are doing	36.3	31.6	41.2	35.5	44.4	36.5	37.1	37.4	32.4	34.9	41.4	33.6	39.1	39.6	39.8	32.7
4. They seldom know what they are doing	9.4	8.7	10.0	7.6	16.7	10.0	9.7	9.2	9.0	8.3	12.5	7.7	8.3	12.2	13.0	13.2
5. They never know what they are doing	2.1	3.7	0.8	2.0	2.1	2.2	2.4	1.7	2.7	1.4	4.9	1.7	1.6	0.2	3.8	11.4
<i>Item 6370 Subject H04, K01</i>	<i>N</i> 2422	1135	1186	1614	285	510	641	870	402	1805	463	1166	494	256	393	52



QUESTIONNAIRE FORM 2 1996	TOTAL	SEX		RACE		REGION				COLLEGE PLANS?		ILLICIT DRUG USE: LIFETIME					
		M	F	White	Black	NE	NC	S	W	Yes	No	None	Mari- juana Only	Few Pills	More Pills	Any Her- oin	
<i>N (Weighted No. of Cases):</i>	2452	1142	1196	1628	287	516	647	880	409	1821	468	1181	494	256	396	54	
<i>% of Weighted Total:</i>	100.0	46.6	48.8	66.4	11.7	21.0	26.4	35.9	16.7	74.2	19.1	48.1	20.2	10.5	16.2	2.2	
<b>A16:</b> Would you say the government is pretty much run for a few big interests looking out for themselves, or is it run for the benefit of all the people?																	
1. Nearly always run for a few big interests	13.6	16.4	10.3	11.8	15.2	13.3	15.0	13.8	11.2	12.1	18.5	12.1	12.2	9.6	17.7	37.0	
2. Usually run for a few big interests	28.1	29.1	27.9	28.6	26.6	26.1	26.3	30.2	28.9	29.2	26.0	26.6	29.4	30.0	30.4	30.5	
3. Run some for the big interests, some for the people	46.6	42.7	50.1	47.5	45.0	47.3	47.3	45.4	47.5	46.8	45.2	47.9	48.1	50.1	40.9	28.6	
4. Usually run for the benefit of all the people	10.3	10.0	10.7	10.9	11.5	12.4	9.9	9.1	10.6	10.6	9.2	11.5	9.0	9.4	10.4	2.4	
5. Nearly always run for the benefit of all the people	1.4	1.8	1.0	1.3	1.7	0.9	1.5	1.6	1.9	1.3	1.1	1.9	1.3	0.8	0.5	1.5	
<i>Item 6380 Subject H04, K01</i>	<i>N</i>	<i>2418</i>	<i>1132</i>	<i>1186</i>	<i>1615</i>	<i>282</i>	<i>509</i>	<i>641</i>	<i>867</i>	<i>401</i>	<i>1802</i>	<i>465</i>	<i>1166</i>	<i>492</i>	<i>256</i>	<i>392</i>	<i>52</i>
<b>A17:</b> Have you ever done, or do you plan to do, the following things?																	
<b>A17A:</b> Vote in a public election																	
1. I probably won't do this	5.9	7.7	4.4	4.2	12.3	5.7	4.3	7.6	4.8	4.0	12.4	5.2	5.4	4.3	7.6	18.6	
2. Don't know	8.3	8.1	7.6	5.9	12.4	8.5	7.8	8.6	8.3	6.1	14.1	7.4	12.3	7.0	5.8	5.2	
3. I probably will do this	77.7	74.5	81.3	80.9	67.7	82.7	77.2	74.6	78.6	81.6	65.8	79.3	75.0	81.6	77.4	69.2	
4. I have already done this	8.1	9.7	6.7	9.0	7.6	3.0	10.7	9.1	8.4	8.3	7.7	8.1	7.3	7.2	9.3	7.0	
<i>Item 6390 Subject H05, I02</i>	<i>N</i>	<i>2432</i>	<i>1138</i>	<i>1190</i>	<i>1622</i>	<i>284</i>	<i>512</i>	<i>641</i>	<i>870</i>	<i>408</i>	<i>1815</i>	<i>465</i>	<i>1176</i>	<i>493</i>	<i>256</i>	<i>394</i>	<i>52</i>
<b>A17B:</b> Write to public officials																	
1. I probably won't do this	25.0	27.4	22.4	23.3	30.9	24.0	28.2	24.6	21.9	20.6	39.8	22.4	26.1	24.5	31.3	35.2	
2. Don't know	41.9	39.6	44.5	42.2	39.8	36.5	42.4	43.0	45.9	42.7	40.5	43.7	43.6	45.9	32.1	31.2	
3. I probably will do this	17.8	17.7	17.7	17.8	18.7	16.5	18.1	18.0	18.6	19.7	10.7	18.0	16.4	14.3	20.7	21.8	
4. I have already done this	15.3	15.3	15.4	16.7	10.7	23.0	11.4	14.4	13.6	17.0	9.1	16.0	13.8	15.3	15.9	11.8	
<i>Item 6400 Subject H05, I02</i>	<i>N</i>	<i>2429</i>	<i>1137</i>	<i>1190</i>	<i>1622</i>	<i>283</i>	<i>510</i>	<i>641</i>	<i>870</i>	<i>408</i>	<i>1813</i>	<i>464</i>	<i>1175</i>	<i>493</i>	<i>256</i>	<i>392</i>	<i>52</i>
<b>A17C:</b> Give money to a political candidate or cause																	
1. I probably won't do this	49.7	53.5	46.1	48.6	53.5	44.6	55.3	46.8	53.4	46.8	60.1	46.5	55.3	49.6	54.3	63.4	
2. Don't know	35.0	31.0	39.2	36.2	32.4	38.7	32.4	34.9	34.5	35.9	31.3	38.7	33.6	34.7	27.3	16.7	
3. I probably will do this	11.8	12.4	10.6	11.3	11.1	13.0	10.3	13.5	9.0	13.2	6.3	11.3	8.6	12.5	13.3	19.9	
4. I have already done this	3.5	3.1	4.0	3.9	3.0	3.6	2.0	4.7	3.2	4.0	2.3	3.5	2.6	3.3	5.1	-	
<i>Item 6410 Subject H05, I02</i>	<i>N</i>	<i>2428</i>	<i>1137</i>	<i>1189</i>	<i>1622</i>	<i>283</i>	<i>511</i>	<i>641</i>	<i>869</i>	<i>408</i>	<i>1812</i>	<i>464</i>	<i>1174</i>	<i>493</i>	<i>256</i>	<i>393</i>	<i>52</i>
<b>A17D:</b> Work in a political campaign																	
1. I probably won't do this	57.5	56.8	58.2	57.7	56.8	58.2	60.5	53.9	59.7	55.0	68.3	54.3	61.5	61.8	61.2	67.0	
2. Don't know	30.2	30.5	29.8	29.7	29.0	31.0	28.3	31.5	29.1	30.7	25.9	31.4	28.6	29.6	25.5	27.4	
3. I probably will do this	7.8	7.4	8.0	7.7	8.7	6.5	7.9	8.7	7.0	9.1	3.6	9.6	5.8	5.7	7.2	1.9	
4. I have already done this	4.6	5.3	4.0	4.9	5.4	4.4	3.3	5.9	4.2	5.3	2.2	4.7	4.1	2.9	6.1	3.7	
<i>Item 6420 Subject H05, I02</i>	<i>N</i>	<i>2425</i>	<i>1133</i>	<i>1190</i>	<i>1618</i>	<i>284</i>	<i>509</i>	<i>638</i>	<i>869</i>	<i>408</i>	<i>1809</i>	<i>464</i>	<i>1173</i>	<i>493</i>	<i>256</i>	<i>391</i>	<i>52</i>
<b>A17E:</b> Participate in a lawful demonstration																	
1. I probably won't do this	33.2	34.4	31.4	32.7	34.9	31.5	34.2	33.3	33.5	29.7	46.3	35.3	31.2	27.0	35.2	33.9	
2. Don't know	42.5	40.3	44.8	43.7	41.9	42.4	41.5	41.9	45.4	44.5	36.0	43.8	44.2	47.4	34.2	27.9	
3. I probably will do this	18.2	19.7	17.6	18.0	18.2	19.6	17.5	18.7	16.4	19.4	11.8	16.2	19.7	19.3	20.9	30.9	
4. I have already done this	6.1	5.6	6.2	5.6	5.0	6.5	6.8	6.1	4.7	6.4	5.8	4.7	5.0	6.3	9.7	7.3	
<i>Item 6430 Subject H05, I02</i>	<i>N</i>	<i>2429</i>	<i>1137</i>	<i>1189</i>	<i>1622</i>	<i>284</i>	<i>510</i>	<i>641</i>	<i>870</i>	<i>407</i>	<i>1813</i>	<i>464</i>	<i>1175</i>	<i>493</i>	<i>256</i>	<i>392</i>	<i>52</i>
<b>A17F:</b> Boycott certain products or stores																	
1. I probably won't do this	32.9	33.1	32.5	33.1	33.4	30.6	32.0	37.1	28.4	30.5	41.3	34.7	33.5	31.9	31.4	27.3	
2. Don't know	38.1	39.4	37.4	38.3	36.6	39.1	38.0	37.2	39.0	39.1	36.0	39.7	40.1	33.8	35.0	23.2	
3. I probably will do this	17.4	16.9	18.0	16.7	20.4	16.9	17.3	15.6	22.3	18.4	13.0	15.7	16.8	20.8	19.2	26.0	
4. I have already done this	11.5	10.6	12.1	11.8	9.6	13.3	12.7	10.1	10.3	12.0	9.7	9.9	9.7	13.5	14.4	23.4	
<i>Item 6440 Subject H05, I02</i>	<i>N</i>	<i>2428</i>	<i>1137</i>	<i>1191</i>	<i>1620</i>	<i>284</i>	<i>511</i>	<i>640</i>	<i>869</i>	<i>408</i>	<i>1813</i>	<i>463</i>	<i>1175</i>	<i>493</i>	<i>256</i>	<i>393</i>	<i>51</i>



QUESTIONNAIRE FORM 2 1996	TOTAL	SEX		RACE		REGION				COLLEGE PLANS?		ILLICIT DRUG USE: LIFETIME				
		M	F	White	Black	NE	NC	S	W	Yes	No	None	Mari- juana Only	Few Pills	More Pills	Any Her- oin
<i>N (Weighted No. of Cases):</i> <i>% of Weighted Total:</i>	2452 100.0	1142 46.6	1196 48.8	1628 66.4	287 11.7	516 21.0	647 26.4	880 35.9	409 16.7	1821 74.2	468 19.1	1181 48.1	494 20.2	256 10.5	396 16.2	54 2.2
<b>A18:</b> How much do you agree or disagree with each of the following statements?																
<b>A18A:</b> The U.S. should begin a gradual program of disarming whether other countries do or not																
1. Disagree	30.0	42.4	17.4	32.1	21.0	29.6	30.6	31.1	27.4	28.7	32.3	28.8	29.9	28.1	31.6	53.2
2. Mostly disagree	18.0	18.2	18.1	19.1	11.4	20.3	15.2	18.3	19.0	19.7	12.8	19.4	16.8	19.4	16.4	10.4
3. Neither	28.7	20.6	36.7	26.3	41.4	27.0	31.1	27.4	29.8	27.5	32.5	27.3	32.5	25.6	32.3	18.7
4. Mostly agree	17.0	14.2	19.9	16.7	16.2	15.5	16.7	17.1	19.0	17.4	17.0	17.9	16.2	20.7	12.5	8.2
5. Agree	6.3	4.7	7.8	5.8	10.0	7.6	6.4	6.1	4.8	6.7	5.4	6.6	4.6	6.3	7.3	9.4
<i>Item 6450 Subject H02, L03</i>	<i>N 2399</i>	<i>1126</i>	<i>1171</i>	<i>1605</i>	<i>279</i>	<i>504</i>	<i>640</i>	<i>850</i>	<i>405</i>	<i>1792</i>	<i>462</i>	<i>1162</i>	<i>489</i>	<i>253</i>	<i>386</i>	<i>52</i>
<b>A18B:</b> There may be times when the U.S. should go to war to protect the rights of other countries																
1. Disagree	16.5	17.7	14.8	15.0	23.1	21.1	15.7	15.1	15.1	14.4	23.3	14.4	19.9	12.3	20.4	31.7
2. Mostly disagree	21.4	21.5	21.7	22.8	17.3	18.8	23.4	23.8	16.6	21.0	23.5	19.8	23.2	24.8	22.7	13.1
3. Neither	19.1	19.8	18.1	18.3	23.5	17.2	20.3	18.3	20.9	19.0	18.6	18.8	18.2	21.0	19.0	28.6
4. Mostly agree	29.9	26.3	33.8	31.6	20.6	30.1	29.3	28.2	34.2	32.9	21.5	31.9	27.1	31.4	27.1	19.4
5. Agree	13.1	14.7	11.6	12.4	15.4	12.8	11.4	14.5	13.1	12.7	13.1	15.1	11.7	10.5	10.8	7.1
<i>Item 5690 Subject H02, L03</i>	<i>N 2413</i>	<i>1130</i>	<i>1182</i>	<i>1611</i>	<i>281</i>	<i>507</i>	<i>639</i>	<i>860</i>	<i>408</i>	<i>1803</i>	<i>463</i>	<i>1171</i>	<i>491</i>	<i>255</i>	<i>388</i>	<i>51</i>
<b>A18C:</b> The U.S. should be willing to go to war to protect its own economic interests																
1. Disagree	6.7	6.4	6.9	6.0	6.9	9.7	5.3	5.2	8.3	6.2	8.0	6.6	4.1	4.5	10.0	16.7
2. Mostly disagree	8.8	8.1	9.9	9.6	4.3	9.9	10.5	8.0	6.3	9.0	7.2	8.7	8.4	7.8	11.3	4.9
3. Neither	20.3	16.9	23.3	19.7	20.4	19.8	22.7	16.7	24.9	20.8	18.4	19.5	22.2	19.4	18.6	28.1
4. Mostly agree	33.3	32.5	34.6	35.2	29.2	31.6	33.2	34.1	33.9	34.3	31.3	34.4	30.2	40.8	31.2	17.2
5. Agree	30.9	36.1	25.3	29.5	39.2	29.0	28.4	35.9	26.5	29.8	35.0	30.8	35.1	27.6	29.0	33.1
<i>Item 6460 Subject H02, L03</i>	<i>N 2405</i>	<i>1127</i>	<i>1178</i>	<i>1604</i>	<i>281</i>	<i>507</i>	<i>637</i>	<i>855</i>	<i>407</i>	<i>1797</i>	<i>463</i>	<i>1167</i>	<i>489</i>	<i>254</i>	<i>386</i>	<i>52</i>
<b>A18D:</b> The only good reason for the U.S. to go to war is to defend against an attack on our own country																
1. Disagree	9.5	11.3	7.3	8.6	10.7	9.0	9.0	10.1	9.7	8.7	9.6	9.8	8.5	5.9	9.6	11.0
2. Mostly disagree	15.2	15.1	15.3	17.2	12.0	15.6	16.5	13.6	15.7	16.5	11.7	15.6	16.5	13.8	15.1	9.1
3. Neither	14.5	14.1	15.1	13.9	18.1	14.9	13.7	14.9	14.7	14.4	14.3	13.9	14.4	15.4	14.6	22.9
4. Mostly agree	29.9	28.6	32.0	31.4	24.6	28.8	30.5	28.9	32.3	31.2	27.6	29.0	31.2	32.8	30.4	26.0
5. Agree	30.9	30.8	30.3	28.9	34.6	31.6	30.4	32.5	27.6	29.2	36.8	31.7	29.4	32.1	30.3	31.0
<i>Item 6470 Subject H02, L03</i>	<i>N 2410</i>	<i>1127</i>	<i>1182</i>	<i>1608</i>	<i>280</i>	<i>508</i>	<i>639</i>	<i>855</i>	<i>408</i>	<i>1803</i>	<i>462</i>	<i>1172</i>	<i>491</i>	<i>253</i>	<i>386</i>	<i>52</i>
<b>A18E:</b> The U.S. does not need to have greater military power than Russia																
1. Disagree	29.5	38.5	20.6	30.1	33.6	25.7	29.5	35.0	22.9	27.1	36.3	27.1	30.7	30.9	34.5	36.5
2. Mostly disagree	19.4	20.9	17.8	19.7	17.5	19.5	18.4	18.7	22.1	20.0	18.1	22.2	16.5	20.7	15.1	12.1
3. Neither	28.8	22.4	35.8	28.5	33.6	28.5	29.1	27.5	31.7	30.2	25.3	29.1	29.5	27.3	29.9	23.4
4. Mostly agree	12.2	10.3	14.1	11.6	9.3	13.3	12.9	11.2	12.1	13.3	9.0	12.5	12.3	10.7	9.8	18.1
5. Agree	10.0	8.0	11.7	10.1	6.0	12.9	10.1	7.7	11.2	9.5	11.4	9.1	11.0	10.4	10.7	10.0
<i>Item 6480 Subject H02, L03</i>	<i>N 2402</i>	<i>1126</i>	<i>1176</i>	<i>1604</i>	<i>277</i>	<i>507</i>	<i>638</i>	<i>850</i>	<i>406</i>	<i>1795</i>	<i>461</i>	<i>1164</i>	<i>490</i>	<i>254</i>	<i>386</i>	<i>52</i>
<b>A18F:</b> The U.S. ought to have much more military power than any other nation in the world																
1. Disagree	9.3	7.4	10.9	9.4	6.8	12.2	9.1	7.5	9.7	8.4	12.1	7.9	9.0	9.4	12.9	12.9
2. Mostly disagree	14.6	12.5	17.0	15.2	9.5	15.3	12.8	13.6	18.3	16.6	8.3	16.0	12.7	14.1	11.5	19.1
3. Neither	30.4	23.7	37.5	29.8	32.5	28.5	31.7	29.0	33.4	31.0	29.4	31.3	30.9	30.2	29.2	23.0
4. Mostly agree	19.6	21.7	18.1	21.0	15.7	20.5	19.8	19.1	19.1	19.9	17.7	21.2	16.9	26.0	15.5	12.2
5. Agree	26.2	34.8	16.5	24.7	35.5	23.4	26.5	30.8	19.4	24.0	32.5	23.7	30.4	20.4	30.8	32.7
<i>Item 6490 Subject H02, L03</i>	<i>N 2400</i>	<i>1127</i>	<i>1176</i>	<i>1601</i>	<i>280</i>	<i>506</i>	<i>637</i>	<i>852</i>	<i>404</i>	<i>1792</i>	<i>462</i>	<i>1164</i>	<i>490</i>	<i>254</i>	<i>386</i>	<i>51</i>
<b>A18G:</b> Our present foreign policy is based on our own narrow economic and power interests																
1. Disagree	4.0	5.4	2.4	3.3	6.2	3.6	3.6	4.4	4.6	3.8	3.5	3.4	3.9	1.8	6.6	10.8
2. Mostly disagree	9.0	10.6	7.3	10.1	4.8	9.0	7.6	9.7	9.7	9.3	7.0	8.9	8.3	8.2	9.6	5.4
3. Neither	48.6	43.6	54.3	49.2	49.5	46.3	53.3	45.5	50.9	49.3	47.7	49.1	52.0	50.2	43.5	52.0
4. Mostly agree	24.5	24.4	24.8	24.5	22.8	25.0	22.5	26.5	23.3	25.2	24.5	24.5	23.3	28.7	24.2	15.7
5. Agree	13.8	16.0	11.2	13.0	16.7	16.2	13.1	14.0	11.5	12.3	17.2	14.1	12.5	11.1	16.1	16.2
<i>Item 6500 Subject H02, L03</i>	<i>N 2382</i>	<i>1119</i>	<i>1166</i>	<i>1590</i>	<i>278</i>	<i>502</i>	<i>633</i>	<i>844</i>	<i>402</i>	<i>1781</i>	<i>457</i>	<i>1149</i>	<i>488</i>	<i>253</i>	<i>385</i>	<i>52</i>



## DESCRIPTIVE RESULTS: 1996

103

QUESTIONNAIRE FORM 2 1996	TOTAL	SEX		RACE		REGION				COLLEGE PLANS?		ILLCIT DRUG USE: LIFETIME				
		M	F	White	Black	NE	NC	S	W	Yes	No	None	Mari- juana Only	Few Pills	More Pills	Any Her- oin
<i>N (Weighted No. of Cases):</i> <i>% of Weighted Total:</i>	2452 100.0	1142 46.6	1196 48.8	1628 66.4	287 11.7	516 21.0	647 26.4	880 35.9	409 16.7	1821 74.2	468 19.1	1181 48.1	494 20.2	256 10.5	396 16.2	54 2.2
<b>A19:</b> This section deals with activities which may be against the rules or against the law. We hope you will answer all of these questions. However, if you find a question which you cannot answer honestly, we would prefer that you leave it blank. Remember, your answers will never be connected with your name.																
During the LAST 12 MONTHS, how often have you . . .																
<b>A19A:</b> Argued or had a fight with either of your parents																
1. Not at all	11.0	14.0	7.7	7.2	26.6	7.9	11.2	13.0	10.1	8.9	17.4	12.2	10.6	7.6	8.8	7.1
2. Once	9.6	10.2	8.9	8.9	9.2	9.9	9.4	9.7	9.1	9.4	9.1	11.5	7.5	9.9	5.4	6.1
3. Twice	13.3	15.2	11.8	14.0	13.3	11.8	13.8	12.9	15.0	13.6	14.3	15.2	11.7	12.6	11.0	6.1
4. 3 or 4 times	24.0	22.8	25.7	25.0	20.8	24.6	24.2	22.5	26.0	24.9	20.1	25.5	26.9	17.5	22.8	14.5
5. 5 or more times	42.2	37.9	45.9	44.9	30.0	45.8	41.3	41.9	39.7	43.2	39.1	35.6	43.3	52.3	52.0	66.2
<i>Item 6520 Subject M03, S01</i> <i>N</i>	2424	1136	1190	1619	286	509	643	866	406	1811	464	1177	492	255	390	54
<b>A19B:</b> Hit an instructor or supervisor																
1. Not at all	96.3	94.2	98.9	97.1	94.0	97.1	95.3	96.2	96.8	97.6	91.9	98.7	95.5	96.2	94.7	75.0
2. Once	2.0	3.3	0.7	1.7	2.9	1.9	3.1	1.2	2.3	1.3	4.0	0.9	2.4	2.7	3.0	10.8
3. Twice	0.7	0.9	0.2	0.4	2.4	0.5	0.9	1.0	0.2	0.5	1.9	0.2	0.7	1.1	1.6	1.9
4. 3 or 4 times	0.4	0.7	0.1	0.4	0.4	0.1	0.3	0.7	0.2	0.3	0.9	0.1	0.9	-	0.2	6.5
5. 5 or more times	0.6	0.8	0.1	0.3	0.4	0.5	0.4	0.9	0.5	0.3	1.3	0.2	0.5	-	0.5	5.8
<i>Item 6530 Subject M02, S01</i> <i>N</i>	2429	1139	1192	1623	286	510	643	869	407	1813	467	1179	494	255	392	54
<b>A19C:</b> Gotten into a serious fight in school or at work																
1. Not at all	83.3	77.4	90.0	84.9	81.4	81.3	82.1	85.7	82.9	86.4	74.1	91.9	80.3	75.2	73.5	50.1
2. Once	9.3	11.8	6.3	9.0	11.3	10.3	10.6	7.0	10.6	7.6	14.5	4.9	12.8	16.1	12.7	13.6
3. Twice	3.9	6.1	1.9	3.3	3.7	4.1	3.7	4.2	3.4	3.4	4.4	1.9	3.3	3.8	8.0	16.0
4. 3 or 4 times	1.6	1.9	1.3	1.4	1.4	2.4	1.7	1.1	1.5	1.6	2.1	0.7	1.6	1.6	3.8	7.9
5. 5 or more times	1.8	2.9	0.5	1.4	2.2	1.9	1.9	1.8	1.7	1.0	4.9	0.5	2.0	3.2	2.0	12.3
<i>Item 6540 Subject B07, C01, S01</i> <i>N</i>	2428	1140	1191	1622	286	509	643	869	407	1813	467	1179	492	255	392	54
<b>A19D:</b> Taken part in a fight where a group of your friends were against another group																
1. Not at all	79.8	73.0	86.9	81.1	79.8	77.6	78.9	81.6	80.3	81.7	73.4	89.0	75.5	75.4	66.4	43.2
2. Once	10.8	13.3	8.2	11.1	9.5	10.7	12.1	10.2	10.3	10.8	10.3	7.2	11.4	12.5	19.7	12.7
3. Twice	4.3	5.7	3.0	3.5	6.0	5.9	4.6	3.6	3.4	4.1	5.1	1.9	7.2	5.2	5.6	14.3
4. 3 or 4 times	2.3	3.4	1.1	2.1	2.4	2.3	1.6	2.5	3.0	1.5	5.3	1.2	2.2	3.3	4.3	9.2
5. 5 or more times	2.8	4.6	0.7	2.2	2.4	3.5	2.9	2.1	3.0	1.9	5.8	0.7	3.7	3.6	4.0	20.5
<i>Item 6550 Subject S01</i> <i>N</i>	2428	1138	1192	1622	285	509	643	868	407	1813	466	1178	492	255	392	54
<b>A19E:</b> Hurt someone badly enough to need bandages or a doctor																
1. Not at all	85.7	77.5	94.6	87.3	84.4	87.0	85.7	84.8	85.9	88.0	79.5	93.2	82.1	83.8	75.5	50.8
2. Once	8.4	12.2	4.1	7.8	8.1	7.1	9.2	8.5	8.6	7.1	11.5	3.6	11.8	9.0	16.6	12.1
3. Twice	2.9	4.9	0.9	2.6	3.5	2.3	2.7	3.3	3.1	3.0	2.7	1.9	3.3	3.1	3.3	14.6
4. 3 or 4 times	1.7	3.1	0.3	1.6	2.1	2.6	1.7	1.9	0.1	1.3	2.6	0.7	2.0	2.5	2.9	8.0
5. 5 or more times	1.4	2.3	0.1	0.7	1.8	1.1	0.7	1.6	2.3	0.7	3.6	0.5	0.8	1.6	1.7	14.5
<i>Item 6560 Subject S01</i> <i>N</i>	2425	1136	1192	1619	286	509	641	869	406	1811	466	1177	492	255	392	54
<b>A19F:</b> Used a knife or gun or some other thing (like a club) to get something from a person																
1. Not at all	96.3	94.1	98.9	97.5	93.1	96.1	96.2	96.5	96.3	97.7	92.2	98.7	94.7	95.6	95.7	75.2
2. Once	1.5	2.5	0.4	1.4	2.7	1.6	1.9	1.2	1.1	0.8	3.7	0.5	2.0	3.3	1.4	11.6
3. Twice	0.7	0.9	0.5	0.4	1.4	1.1	1.0	0.7	-	0.5	1.0	0.3	1.7	0.9	0.6	-
4. 3 or 4 times	0.6	0.9	0.2	0.3	2.2	0.7	0.4	0.3	1.1	0.6	0.3	0.2	0.9	0.3	0.5	4.4
5. 5 or more times	1.0	1.6	*	0.4	0.6	0.4	0.5	1.4	1.5	0.3	2.9	0.3	0.7	-	1.8	8.8
<i>Item 6570 Subject S01</i> <i>N</i>	2429	1139	1192	1622	286	510	643	869	406	1814	467	1179	493	255	392	54

\*=less than .05 percent.



## MONITORING THE FUTURE

QUESTIONNAIRE FORM 2 1996	TOTAL	SEX		RACE		REGION				COLLEGE PLANS?		ILLCIT DRUG USE: LIFETIME				
		M	F	White	Black	NE	NC	S	W	Yes	No	None	Mari- juana Only	Few Pills	More Pills	Any Her- oin
<i>N (Weighted No. of Cases):</i>	2452	1142	1196	1628	287	516	647	880	409	1821	468	1181	494	256	396	54
<i>% of Weighted Total:</i>	100.0	46.6	48.8	66.4	11.7	21.0	26.4	35.9	16.7	74.2	19.1	48.1	20.2	10.5	16.2	2.2
<b>A19G:</b> Taken something not belonging to you worth under \$50																
1. Not at all	67.6	61.3	73.3	67.8	68.1	66.7	65.0	72.1	63.1	68.9	63.0	79.4	60.6	55.2	53.5	33.0
2. Once	14.2	16.1	12.9	14.4	10.2	14.3	16.1	11.1	17.7	14.1	15.6	12.1	17.2	19.2	14.6	10.2
3. Twice	6.9	6.9	7.2	7.0	8.2	6.4	6.6	7.2	7.7	7.1	7.4	3.4	9.2	11.1	10.9	13.5
4. 3 or 4 times	4.7	6.1	3.1	4.5	7.8	5.0	5.1	4.5	4.0	4.5	4.4	2.6	5.4	8.8	6.8	11.3
5. 5 or more times	6.6	9.6	3.6	6.3	5.8	7.6	7.2	5.2	7.5	5.4	9.7	2.5	7.6	5.8	14.2	32.0
<i>Item 6580 Subject S01</i>	<i>N</i> 2414	1134	1187	1617	284	508	639	864	403	1808	463	1172	492	254	390	54
<b>A19H:</b> Taken something not belonging to you worth over \$50																
1. Not at all	87.7	82.2	93.5	90.0	82.1	86.7	88.1	89.8	83.9	89.7	81.0	94.3	84.4	85.6	78.3	61.3
2. Once	5.3	6.7	3.7	4.7	7.3	5.1	5.9	4.6	6.3	4.8	7.5	3.3	6.1	6.7	9.6	4.4
3. Twice	2.6	4.2	1.2	1.8	5.6	2.9	1.5	2.3	4.6	2.3	4.1	1.1	4.2	4.4	3.4	7.5
4. 3 or 4 times	1.8	2.8	0.7	1.5	2.6	2.0	2.0	1.1	2.4	1.3	2.8	0.4	2.4	2.8	3.7	8.1
5. 5 or more times	2.6	4.1	1.0	2.0	2.4	3.3	2.6	2.2	2.9	1.8	4.6	0.9	3.0	0.5	5.1	18.7
<i>Item 6590 Subject S01</i>	<i>N</i> 2421	1136	1190	1621	285	510	641	864	406	1810	467	1176	493	255	391	54
<b>A19I:</b> Taken something from a store without paying for it																
1. Not at all	67.8	63.1	72.3	69.1	64.5	65.6	70.1	69.1	64.4	68.9	64.3	82.3	57.8	53.6	51.5	29.4
2. Once	12.9	14.3	11.4	12.3	12.8	11.9	10.7	13.8	15.7	13.0	12.7	8.8	16.0	22.6	14.4	19.1
3. Twice	6.5	6.8	6.7	7.2	6.3	7.1	7.3	6.2	5.4	6.9	5.1	4.2	9.8	6.4	10.1	6.4
4. 3 or 4 times	5.2	5.1	5.3	5.0	6.9	7.4	4.4	5.0	3.9	5.0	5.8	2.4	8.7	7.6	7.6	7.9
5. 5 or more times	7.6	10.7	4.3	6.4	9.6	8.1	7.5	6.0	10.6	6.1	12.1	2.4	7.7	9.8	16.4	37.1
<i>Item 6600 Subject S01</i>	<i>N</i> 2420	1136	1190	1621	283	510	640	864	406	1809	467	1177	491	255	391	54
<b>A19J:</b> Taken a car that didn't belong to someone in your family without permission of the owner																
1. Not at all	94.8	92.6	97.4	95.6	94.0	94.8	95.2	94.8	93.9	96.1	90.1	98.3	93.0	92.4	91.5	77.3
2. Once	2.4	3.1	1.5	2.3	2.2	2.1	2.4	2.4	2.7	1.8	4.5	1.2	3.3	5.5	3.2	1.7
3. Twice	1.3	1.6	0.8	0.9	2.9	1.2	1.2	1.3	1.5	0.9	2.3	*	2.3	0.8	3.0	6.5
4. 3 or 4 times	0.8	1.7	-	0.7	0.7	0.8	0.8	0.6	1.1	0.8	0.9	0.2	1.0	1.2	0.9	7.7
5. 5 or more times	0.8	1.0	0.3	0.4	0.3	1.0	0.3	1.0	0.8	0.5	2.1	0.3	0.5	0.1	1.3	6.8
<i>Item 6610 Subject S01</i>	<i>N</i> 2422	1139	1189	1619	286	510	642	863	406	1811	467	1177	493	255	391	54
<b>A19K:</b> Taken part of a car without permission of the owner																
1. Not at all	94.7	90.6	99.1	95.8	94.5	94.0	96.2	95.2	92.4	95.9	90.4	98.0	94.8	94.3	90.3	70.6
2. Once	2.7	4.6	0.8	2.5	2.1	3.2	2.1	2.5	3.4	2.3	4.4	0.9	2.7	4.6	5.5	9.4
3. Twice	1.5	2.9	*	1.0	2.2	1.3	1.1	1.3	2.8	1.3	2.2	0.9	1.5	-	2.4	8.8
4. 3 or 4 times	0.3	0.5	*	0.2	0.8	0.4	0.3	0.1	0.3	0.2	0.5	0.1	0.5	0.6	0.5	-
5. 5 or more times	0.8	1.4	*	0.4	0.3	1.1	0.4	0.9	1.1	0.3	2.5	0.1	0.5	0.5	1.2	11.2
<i>Item 6620 Subject S01</i>	<i>N</i> 2420	1140	1186	1618	286	510	640	863	407	1810	465	1175	492	255	392	54
<b>A19L:</b> Gone into some house or building when you weren't supposed to be there																
1. Not at all	76.0	71.0	81.6	75.5	79.8	74.0	74.1	78.2	77.0	76.5	74.6	85.9	74.4	64.0	62.8	33.7
2. Once	10.6	12.1	9.1	11.5	6.7	10.9	12.4	9.8	8.8	10.5	10.5	7.1	11.9	20.0	13.4	12.8
3. Twice	7.1	8.7	5.2	6.9	8.3	6.9	6.9	6.9	8.0	7.1	7.0	4.1	7.8	11.6	11.0	13.8
4. 3 or 4 times	3.5	4.4	2.6	3.9	2.4	4.4	3.6	3.2	2.7	3.5	3.8	1.5	2.9	1.6	8.8	24.5
5. 5 or more times	2.9	3.8	1.5	2.1	2.8	3.8	3.1	1.8	3.5	2.4	4.0	1.5	3.1	2.8	4.1	15.1
<i>Item 6630 Subject S01</i>	<i>N</i> 2420	1139	1186	1618	286	511	642	861	405	1809	466	1174	493	255	392	53
<b>A19M:</b> Set fire to someone's property on purpose																
1. Not at all	97.0	95.1	99.1	97.5	96.0	96.1	97.2	97.5	97.0	97.9	93.4	99.0	96.3	96.5	95.4	83.5
2. Once	1.5	2.6	0.6	1.2	2.6	2.2	1.3	0.9	2.4	1.0	3.6	0.7	1.7	2.6	2.8	2.0
3. Twice	0.6	1.0	0.2	0.6	0.9	1.1	0.7	0.5	-	0.4	1.1	0.1	1.2	0.7	0.5	6.5
4. 3 or 4 times	0.2	0.3	-	0.2	-	0.1	0.5	-	0.1	0.2	0.1	0.1	0.2	-	0.3	0.7
5. 5 or more times	0.7	0.9	0.1	0.5	0.5	0.5	0.3	1.2	0.5	0.5	1.7	0.1	0.6	0.3	1.1	7.3
<i>Item 6640 Subject S01</i>	<i>N</i> 2421	1138	1188	1618	286	510	643	861	406	1810	467	1177	492	254	392	54

\* = less than .05 percent.



DESCRIPTIVE RESULTS: 1996

105

QUESTIONNAIRE FORM 2 1996	TOTAL	SEX		RACE		REGION				COLLEGE PLANS?		ILLICIT DRUG USE: LIFETIME				
		M	F	White	Black	NE	NC	S	W	Yes	No	None	Mari- juana Only	Few Pills	More Pills	Any Her- oin
<i>N (Weighted No. of Cases):</i>	2452	1142	1196	1628	287	516	647	880	409	1821	468	1181	494	256	396	54
<i>% of Weighted Total:</i>	100.0	46.6	48.8	66.4	11.7	21.0	26.4	35.9	16.7	74.2	19.1	48.1	20.2	10.5	16.2	2.2
<b>A19N:</b> Damaged school property on purpose																
1. Not at all	85.7	79.4	92.5	86.1	85.8	81.9	85.8	88.2	85.2	87.4	80.4	94.6	84.1	77.7	73.7	35.6
2. Once	7.2	9.6	4.8	7.1	7.9	8.5	7.5	5.4	9.1	6.3	10.8	3.3	8.5	11.9	13.4	20.6
3. Twice	3.1	4.5	1.4	2.9	3.6	3.7	3.8	2.5	2.5	2.8	3.6	1.2	3.5	5.3	5.2	10.1
4. 3 or 4 times	2.0	3.1	1.0	2.4	1.7	3.8	1.3	2.2	0.4	2.1	1.8	0.4	2.5	3.5	3.8	14.0
5. 5 or more times	2.0	3.3	0.3	1.6	0.9	2.2	1.6	1.7	2.8	1.3	3.5	0.5	1.3	1.6	3.9	19.7
<i>Item 6650 Subject B07, S01</i>	<i>N</i> 2419	1138	1185	1617	286	509	642	863	406	1808	467	1177	491	254	391	54
<b>A19O:</b> Damaged property at work on purpose																
1. Not at all	93.7	89.6	98.2	94.5	91.4	93.4	92.3	94.3	94.8	95.3	89.4	97.5	92.3	88.0	91.3	75.8
2. Once	3.3	5.1	1.4	3.1	4.9	2.9	4.4	2.7	3.5	2.7	5.9	1.4	4.9	7.3	4.6	5.7
3. Twice	0.8	1.3	0.3	0.7	1.4	1.1	0.3	1.1	0.4	0.5	1.5	0.2	0.9	0.6	1.7	5.9
4. 3 or 4 times	0.7	1.5	0.1	0.8	0.7	0.9	1.3	0.4	0.4	0.7	0.3	0.3	0.7	3.0	0.7	1.5
5. 5 or more times	1.4	2.4	0.1	1.0	1.6	1.8	1.6	1.4	0.9	0.7	2.9	0.6	1.2	1.1	1.7	11.2
<i>Item 6660 Subject C01, S01</i>	<i>N</i> 2417	1138	1186	1615	286	509	640	862	406	1809	465	1176	492	254	390	54
<b>A19P:</b> Been arrested and taken to a police station																
1. Not at all	90.0	85.7	94.8	91.7	87.0	89.4	89.7	91.1	89.1	92.0	83.3	97.7	85.6	91.6	78.3	48.3
2. Once	5.5	7.3	3.9	5.1	5.5	6.6	6.1	5.1	4.3	5.0	7.2	2.0	8.5	4.2	11.0	23.7
3. Twice	2.6	3.9	0.9	2.1	4.6	2.4	2.5	2.4	3.4	2.1	4.3	0.1	3.6	3.1	6.7	16.0
4. 3 or 4 times	0.8	1.5	0.3	0.6	1.4	0.8	1.0	0.7	0.8	0.6	1.7	0.1	1.5	-	2.4	1.0
5. 5 or more times	1.0	1.6	0.1	0.5	1.4	0.7	0.7	0.8	2.4	0.3	3.6	0.1	0.8	1.1	1.6	11.0
<i>Item 25880 Subject S01</i>	<i>N</i> 2420	1137	1189	1618	285	509	643	861	407	1811	465	1175	494	254	391	54
<b>A20:</b> The next questions are about some things which may have happened TO YOU.																
During the LAST 12 MONTHS, how often . . .																
<b>A20A:</b> Has something of yours (worth under \$50) been stolen?																
1. Not at all	52.5	48.4	57.1	53.9	46.4	57.3	50.8	51.3	51.8	53.0	51.7	57.6	48.0	46.0	47.9	45.8
2. Once	27.0	26.0	27.9	26.0	27.1	28.3	28.6	25.5	26.3	27.0	28.0	25.5	31.5	31.3	23.9	24.3
3. Twice	11.0	13.1	9.0	11.5	11.7	8.6	10.8	12.2	12.2	11.4	11.1	8.9	12.0	13.5	14.6	17.2
4. 3 or 4 times	6.4	8.1	4.4	6.0	10.1	4.4	6.9	7.2	6.1	5.9	5.4	5.2	5.4	7.6	9.9	8.6
5. 5 or more times	3.1	4.4	1.6	2.6	4.6	1.4	2.9	3.9	3.6	2.8	3.8	2.8	3.2	1.7	3.6	4.1
<i>Item 6680 Subject S03</i>	<i>N</i> 2413	1133	1190	1614	286	507	640	863	403	1805	466	1171	492	254	392	54
<b>A20B:</b> Has something of yours (worth over \$50) been stolen?																
1. Not at all	73.3	68.8	78.2	75.1	66.2	78.8	73.7	72.6	67.5	74.9	70.6	79.4	67.6	70.7	65.1	71.5
2. Once	17.0	18.0	15.9	16.2	19.9	15.0	16.6	17.2	19.9	16.4	17.3	14.3	20.9	17.1	20.8	11.5
3. Twice	5.7	7.9	3.6	5.7	8.0	5.0	6.5	4.7	7.3	5.5	5.4	4.0	5.5	5.6	10.1	13.0
4. 3 or 4 times	2.5	3.2	1.8	1.9	3.5	1.0	1.6	3.1	4.7	2.1	4.2	1.3	4.5	5.1	2.2	2.8
5. 5 or more times	1.5	2.1	0.5	1.0	2.4	0.2	1.6	2.5	0.7	1.1	2.5	1.0	1.5	1.4	1.7	1.2
<i>Item 6690 Subject S03</i>	<i>N</i> 2411	1132	1189	1613	286	507	639	862	402	1803	466	1169	492	254	391	54
<b>A20C:</b> Has someone deliberately damaged your property (your car, clothing, etc.)?																
1. Not at all	65.6	59.6	71.9	65.6	71.1	68.2	67.1	66.3	58.5	66.5	63.8	71.6	60.9	61.8	58.0	58.1
2. Once	20.9	24.6	17.3	21.7	13.6	21.2	18.8	20.3	25.3	20.7	22.4	17.5	25.6	22.1	24.8	24.7
3. Twice	8.8	9.8	7.9	8.5	9.1	8.1	8.2	8.6	11.1	8.6	8.2	7.2	6.9	13.1	12.2	13.0
4. 3 or 4 times	3.0	3.7	2.4	3.0	3.6	1.8	3.9	3.0	3.0	2.9	3.1	3.2	3.7	1.6	2.7	1.5
5. 5 or more times	1.6	2.3	0.5	1.3	2.7	0.7	2.0	1.7	2.1	1.3	2.4	0.5	2.8	1.5	2.2	2.7
<i>Item 6700 Subject S03</i>	<i>N</i> 2412	1135	1187	1614	286	508	641	861	403	1805	466	1171	492	254	392	54
<b>A20D:</b> Has someone injured you with a weapon (like a knife, gun, or club)?																
1. Not at all	95.0	92.0	98.6	95.8	92.1	94.7	95.6	95.6	93.1	96.2	91.4	98.5	92.3	92.2	92.1	85.0
2. Once	2.9	4.8	1.1	2.9	3.8	3.5	3.5	2.3	2.7	2.6	4.0	1.3	4.1	6.0	4.5	2.3
3. Twice	0.9	1.4	0.2	0.7	2.2	1.3	0.4	0.8	1.3	0.6	1.5	*	2.1	0.6	0.8	7.0
4. 3 or 4 times	0.5	1.1	0.1	0.3	1.2	0.5	-	0.4	1.7	0.3	0.7	0.1	0.9	-	1.7	2.1
5. 5 or more times	0.6	0.8	0.1	0.3	0.7	0.1	0.5	0.9	1.1	0.2	2.5	*	0.6	1.1	0.9	3.6
<i>Item 6710 Subject S03</i>	<i>N</i> 2415	1135	1189	1616	285	507	642	862	403	1806	466	1173	492	254	392	54

\*=less than .05 percent.



## MONITORING THE FUTURE

QUESTIONNAIRE FORM 2 1996	TOTAL	SEX		RACE		REGION				COLLEGE PLANS?		ILLICIT DRUG USE: LIFETIME					
		M	F	White	Black	NE	NC	S	W	Yes	No	None	Mari- juana Only	Few Pills	More Pills	Any Her- oin	
<i>N (Weighted No. of Cases):</i>	2452	1142	1196	1628	287	516	647	880	409	1821	468	1181	494	256	396	54	
<i>% of Weighted Total:</i>	100.0	46.6	48.8	66.4	11.7	21.0	26.4	35.9	16.7	74.2	19.1	48.1	20.2	10.5	16.2	2.2	
<b>A20E:</b> Has someone threatened you with a weapon, but not actually injured you?																	
1. Not at all	81.0	74.6	88.5	82.9	79.3	82.8	80.6	82.2	76.8	83.8	74.0	88.6	80.2	69.6	70.7	68.5	
2. Once	10.7	12.6	8.1	9.8	10.8	10.1	11.2	9.1	13.8	9.7	13.5	8.1	10.2	15.5	15.0	7.0	
3. Twice	4.6	7.3	1.7	4.8	3.1	4.1	4.7	4.9	4.4	4.0	5.4	2.1	4.8	9.1	8.4	6.6	
4. 3 or 4 times	1.9	2.9	0.9	1.5	5.0	2.0	2.2	1.3	2.4	1.4	2.5	0.5	2.8	3.1	3.5	4.1	
5. 5 or more times	1.9	2.6	0.8	1.1	1.9	1.1	1.2	2.5	2.7	1.0	4.7	0.7	2.0	2.7	2.4	13.8	
<i>Item 6720 Subject S03</i>	<i>N</i>	<i>2412</i>	<i>1134</i>	<i>1189</i>	<i>1615</i>	<i>285</i>	<i>507</i>	<i>642</i>	<i>861</i>	<i>403</i>	<i>1805</i>	<i>466</i>	<i>1172</i>	<i>492</i>	<i>254</i>	<i>392</i>	<i>54</i>
<b>A20F:</b> Has someone injured you on purpose without using a weapon?																	
1. Not at all	84.4	82.3	87.0	86.0	79.3	83.2	84.1	86.0	83.1	85.5	82.5	89.8	82.7	81.0	77.0	64.8	
2. Once	7.9	9.7	6.3	6.7	12.8	10.0	7.4	5.8	10.2	7.6	8.4	5.3	11.4	8.9	8.4	20.0	
3. Twice	3.2	3.7	2.7	3.4	2.3	3.2	2.8	3.7	2.9	3.0	2.4	2.3	3.1	2.8	5.5	7.5	
4. 3 or 4 times	2.6	2.7	2.3	2.4	4.6	1.8	3.8	2.5	1.8	2.5	3.2	1.2	2.3	3.6	6.7	4.2	
5. 5 or more times	1.9	1.6	1.7	1.6	1.1	1.8	1.9	2.0	2.0	1.3	3.4	1.3	0.7	3.7	2.4	3.6	
<i>Item 6730 Subject S03</i>	<i>N</i>	<i>2413</i>	<i>1135</i>	<i>1189</i>	<i>1616</i>	<i>285</i>	<i>507</i>	<i>642</i>	<i>861</i>	<i>403</i>	<i>1806</i>	<i>466</i>	<i>1172</i>	<i>492</i>	<i>254</i>	<i>392</i>	<i>54</i>
<b>A20G:</b> Has an unarmed person threatened you with injury, but not actually injured you?																	
1. Not at all	69.9	63.9	76.3	69.0	67.6	68.9	64.6	72.4	74.2	71.8	65.2	79.5	66.7	53.1	60.0	49.7	
2. Once	13.4	15.6	11.7	14.6	13.7	12.9	19.0	10.4	11.6	13.1	14.3	10.7	16.7	18.6	15.4	7.7	
3. Twice	6.2	6.0	6.3	6.5	9.0	7.6	7.3	5.1	4.7	5.9	7.2	4.1	6.8	11.5	7.3	12.0	
4. 3 or 4 times	4.0	5.8	2.0	3.7	3.9	4.5	4.3	3.8	3.6	3.8	3.4	2.1	5.1	5.9	5.4	11.5	
5. 5 or more times	6.5	8.7	3.7	6.1	5.8	6.1	4.8	8.3	5.8	5.4	10.0	3.6	4.7	10.9	11.9	19.1	
<i>Item 6740 Subject S03</i>	<i>N</i>	<i>2410</i>	<i>1132</i>	<i>1189</i>	<i>1616</i>	<i>286</i>	<i>507</i>	<i>642</i>	<i>859</i>	<i>402</i>	<i>1802</i>	<i>467</i>	<i>1173</i>	<i>489</i>	<i>253</i>	<i>392</i>	<i>54</i>
The following questions concern cigarettes, alcohol, and a number of other drugs.																	
<b>A21:</b> How difficult do you think it would be for you to get each of the following types of drugs, if you wanted some?																	
<b>A21A:</b> Marijuana (pot, grass)																	
1. Probably impossible	4.7	4.0	5.4	3.2	6.9	3.6	3.8	6.1	4.5	4.3	5.1	8.3	1.1	1.6	0.7	3.4	
2. Very difficult	2.1	2.1	2.1	1.4	5.8	1.9	2.4	1.7	3.0	1.9	2.3	3.1	1.4	1.4	0.6	-	
3. Fairly difficult	4.4	4.7	4.2	4.1	3.5	3.9	6.1	3.4	4.7	4.4	4.5	6.9	2.0	4.0	0.7	-	
4. Fairly easy	23.4	20.3	26.1	24.9	16.9	20.2	23.6	24.8	24.3	24.7	20.4	32.6	16.7	19.1	10.4	1.5	
5. Very easy	65.3	68.8	62.1	66.4	66.8	70.4	64.0	64.0	63.5	64.7	67.7	49.2	78.8	73.9	87.5	95.1	
<i>Item 6750 Subject A03a</i>	<i>N</i>	<i>2409</i>	<i>1132</i>	<i>1190</i>	<i>1614</i>	<i>285</i>	<i>508</i>	<i>642</i>	<i>861</i>	<i>398</i>	<i>1803</i>	<i>467</i>	<i>1170</i>	<i>493</i>	<i>254</i>	<i>391</i>	<i>54</i>
<b>A21B:</b> LSD																	
1. Probably impossible	13.9	13.8	13.7	9.6	34.5	10.5	14.1	17.8	9.3	12.0	16.9	18.1	12.8	10.1	4.0	4.2	
2. Very difficult	12.4	12.7	12.4	11.7	16.0	9.1	13.9	11.8	15.7	12.5	13.4	14.2	16.0	11.5	5.3	1.9	
3. Fairly difficult	22.4	21.2	23.3	23.6	16.2	21.8	20.9	23.8	22.5	23.0	22.2	25.4	23.6	22.6	14.9	10.4	
4. Fairly easy	32.3	31.3	33.6	36.5	19.4	36.5	33.5	29.4	31.1	33.5	28.7	28.6	32.4	38.0	41.4	20.5	
5. Very easy	19.0	21.1	17.0	18.5	13.9	22.1	17.6	17.2	21.4	19.0	18.7	13.7	15.3	17.8	34.5	62.9	
<i>Item 6760 Subject A03a</i>	<i>N</i>	<i>2368</i>	<i>1119</i>	<i>1163</i>	<i>1593</i>	<i>273</i>	<i>499</i>	<i>635</i>	<i>843</i>	<i>390</i>	<i>1771</i>	<i>460</i>	<i>1147</i>	<i>480</i>	<i>250</i>	<i>390</i>	<i>54</i>
<b>A21C:</b> Some other psychedelic (mescaline, peyote, psilocybin, PCP, etc.)																	
1. Probably impossible	18.5	16.3	19.9	14.4	37.7	15.2	18.5	22.3	14.4	16.6	22.3	22.5	18.8	15.2	7.7	9.6	
2. Very difficult	19.3	20.5	18.0	19.3	18.9	15.8	20.7	19.7	20.4	20.2	16.8	20.7	22.1	19.6	13.8	1.5	
3. Fairly difficult	28.4	27.0	30.0	31.2	18.8	32.5	29.4	25.1	28.3	29.5	27.4	27.0	29.2	32.3	29.5	36.3	
4. Fairly easy	23.0	22.5	24.1	25.5	12.6	25.3	22.1	21.3	25.0	23.6	21.3	22.0	19.3	24.1	31.4	16.8	
5. Very easy	10.9	13.7	7.9	9.7	12.0	11.2	9.2	11.6	11.8	10.0	12.2	7.7	10.5	8.9	17.5	35.8	
<i>Item 6770 Subject A03a</i>	<i>N</i>	<i>2345</i>	<i>1112</i>	<i>1148</i>	<i>1575</i>	<i>272</i>	<i>497</i>	<i>634</i>	<i>828</i>	<i>387</i>	<i>1757</i>	<i>453</i>	<i>1134</i>	<i>477</i>	<i>249</i>	<i>385</i>	<i>54</i>
<b>A21D:</b> Amphetamines (uppers, pep pills, bennies, speed)																	
1. Probably impossible	11.3	9.6	12.1	7.0	28.1	10.3	10.3	13.0	10.5	9.9	12.8	15.6	11.2	5.1	2.2	2.5	
2. Very difficult	10.5	11.7	9.2	9.5	14.1	9.5	10.8	9.9	12.6	11.0	8.6	10.9	15.2	7.9	5.1	3.2	
3. Fairly difficult	18.8	21.7	16.5	18.6	16.4	25.1	17.5	15.0	21.4	19.9	16.1	20.6	22.1	15.3	14.0	9.1	
4. Fairly easy	29.4	27.1	32.3	32.4	21.0	30.3	29.5	29.7	27.5	29.4	30.8	29.1	26.5	39.3	30.1	20.9	
5. Very easy	30.0	29.9	29.9	32.6	20.5	24.9	31.8	32.5	27.9	29.8	31.7	23.8	25.0	32.4	48.6	64.2	
<i>Item 6780 Subject A03a</i>	<i>N</i>	<i>2368</i>	<i>1114</i>	<i>1167</i>	<i>1591</i>	<i>277</i>	<i>500</i>	<i>634</i>	<i>846</i>	<i>388</i>	<i>1770</i>	<i>462</i>	<i>1148</i>	<i>480</i>	<i>250</i>	<i>390</i>	<i>54</i>



QUESTIONNAIRE FORM 2 1996	TOTAL	SEX		RACE		REGION				COLLEGE PLANS?		ILLICIT DRUG USE: LIFETIME				
		M	F	White	Black	NE	NC	S	W	Yes	No	None	Mari- juana Only	Few Pills	More Pills	Any Her- oin
<i>N (Weighted No. of Cases):</i>	2452	1142	1196	1628	287	516	647	880	409	1821	468	1181	494	256	396	54
<i>% of Weighted Total:</i>	100.0	46.6	48.8	66.4	11.7	21.0	26.4	35.9	16.7	74.2	19.1	48.1	20.2	10.5	16.2	2.2
<b>A21E:</b> Barbiturates (downers, goofballs, reds, yellows, etc.)																
1. Probably impossible	16.7	16.1	16.3	12.0	39.7	15.0	14.5	20.2	14.6	14.6	19.7	20.5	17.2	14.2	6.5	4.1
2. Very difficult	16.4	16.0	16.7	15.5	17.0	15.4	19.0	14.0	18.4	17.0	13.7	15.9	21.7	14.8	13.5	7.0
3. Fairly difficult	25.5	27.5	24.3	27.3	17.4	29.1	28.0	20.9	27.2	27.0	23.7	26.1	23.9	27.7	25.2	24.7
4. Fairly easy	25.5	23.4	28.5	28.8	13.4	28.0	22.2	25.7	27.5	25.8	25.9	23.1	25.1	33.5	28.9	29.1
5. Very easy	15.9	17.0	14.3	16.4	12.6	12.5	16.4	19.2	12.3	15.6	17.0	14.3	12.2	9.9	25.8	35.1
<i>Item 6790 Subject A03a</i>	<i>N</i> 2340	1108	1146	1572	275	493	630	832	386	1746	459	1134	474	247	386	54
<b>A21F:</b> Tranquilizers																
1. Probably impossible	18.6	18.0	18.6	14.1	39.2	15.0	17.3	22.3	17.6	17.2	21.2	20.7	21.7	17.4	8.6	11.9
2. Very difficult	19.2	20.5	17.5	19.1	18.8	18.7	21.7	17.1	20.4	19.0	18.8	17.9	24.4	21.5	17.1	1.5
3. Fairly difficult	26.1	26.0	26.5	28.2	15.3	29.9	27.9	20.9	29.8	26.9	26.3	25.7	27.6	24.2	27.0	37.8
4. Fairly easy	22.3	22.1	23.4	25.0	16.2	24.8	19.9	23.2	21.2	23.2	20.8	22.4	18.0	25.6	27.0	17.9
5. Very easy	13.7	13.4	14.0	13.7	10.5	11.6	13.2	16.6	10.9	13.8	12.9	13.3	8.3	11.3	20.3	30.9
<i>Item 6800 Subject A03a</i>	<i>N</i> 2358	1112	1161	1584	274	498	635	837	388	1761	461	1142	476	250	389	54
<b>A21G:</b> Cocaine																
1. Probably impossible	15.0	14.9	14.6	13.4	19.2	12.1	15.8	17.1	12.8	14.3	16.7	20.4	11.9	11.5	5.8	1.9
2. Very difficult	16.1	18.1	14.5	17.5	9.8	17.5	17.6	14.8	14.7	17.2	12.5	19.4	20.5	10.3	6.1	9.0
3. Fairly difficult	20.8	18.7	22.9	23.9	10.3	24.0	24.0	16.4	20.9	22.9	13.9	21.4	21.1	24.4	18.7	8.7
4. Fairly easy	25.4	23.8	27.3	26.3	24.8	26.5	23.0	24.6	29.7	25.5	26.9	22.9	24.1	32.6	31.7	21.6
5. Very easy	22.7	24.5	20.6	18.9	35.9	19.9	19.6	27.1	22.0	20.2	29.9	16.0	22.4	21.2	37.8	58.9
<i>Item 6810 Subject A03a</i>	<i>N</i> 2375	1117	1171	1590	281	500	637	845	392	1775	464	1152	484	250	389	54
<b>A21H:</b> Heroin																
1. Probably impossible	20.1	19.4	20.3	18.0	28.6	17.3	21.1	22.7	16.5	18.9	22.4	23.9	18.2	17.1	13.5	7.3
2. Very difficult	21.8	24.2	19.9	24.6	13.8	23.7	25.6	19.0	19.1	23.1	18.7	21.8	25.1	22.3	19.5	11.1
3. Fairly difficult	25.8	24.7	27.2	28.6	14.8	28.6	25.2	23.4	28.6	27.8	18.9	25.1	25.1	27.0	29.6	30.1
4. Fairly easy	18.8	16.2	21.7	18.7	18.5	19.4	17.2	17.5	23.2	17.5	24.1	17.7	19.0	23.3	20.6	7.8
5. Very easy	13.5	15.5	10.9	10.1	24.3	11.0	10.9	17.3	12.5	12.6	15.9	11.6	12.7	10.3	16.7	43.7
<i>Item 6820 Subject A03a</i>	<i>N</i> 2355	1112	1157	1580	275	499	632	837	387	1759	462	1142	478	247	389	53
<b>A21I:</b> Some other narcotic (methadone, opium, codeine, paregoric, etc.)																
1. Probably impossible	18.4	17.3	18.7	14.2	35.7	16.3	17.7	22.0	14.6	16.5	22.6	23.0	16.8	16.2	8.6	3.3
2. Very difficult	18.3	19.6	17.3	19.3	14.8	20.1	19.8	16.2	18.1	19.5	15.0	19.3	24.4	14.2	13.5	5.8
3. Fairly difficult	23.3	22.4	24.1	24.2	15.6	24.0	20.3	21.9	30.0	25.0	18.4	24.6	26.6	23.7	18.8	11.2
4. Fairly easy	22.8	22.1	24.5	25.5	16.3	21.7	25.9	21.3	22.6	22.1	26.8	19.2	19.8	33.4	28.7	35.4
5. Very easy	17.2	18.6	15.4	16.8	17.7	17.9	16.2	18.6	14.7	16.9	17.2	14.0	12.4	12.6	30.4	44.2
<i>Item 6830 Subject A03a</i>	<i>N</i> 2348	1110	1153	1579	272	496	634	831	388	1751	462	1139	476	246	389	54
This section asks about a number of different things.																
<b>D01:</b> During the LAST FOUR WEEKS, on how many days (if any) were you . . .																
<b>D01A:</b> . . . under the influence of alcohol while you were at school?																
1. None	91.5	87.2	95.7	92.3	92.7	93.2	92.4	90.9	89.3	93.1	85.1	97.5	89.7	87.6	81.9	70.5
2. One day	3.9	6.2	1.8	3.9	1.6	3.1	2.8	4.6	5.3	3.7	5.1	1.8	4.2	8.9	5.5	13.8
3. Two days	2.3	3.1	1.6	1.8	5.6	1.6	1.8	3.0	2.4	1.4	5.8	0.4	4.2	1.6	5.3	0.7
4. 3-5 days	1.3	1.8	0.7	1.2	0.2	0.6	2.1	0.9	1.9	1.1	2.2	0.3	1.1	0.8	4.4	3.7
5. 6-9 days	0.3	0.6	0.1	0.3	-	0.9	0.4	0.1	0.1	0.3	0.4	-	0.3	-	1.4	1.9
6. 10 or more days	0.7	1.2	0.2	0.5	-	0.7	0.5	0.6	1.0	0.4	1.4	-	0.5	1.1	1.5	9.3
<i>Item 25690 Subject A05c</i>	<i>N</i> 2314	1086	1164	1584	268	471	619	821	402	1783	454	1128	471	247	383	52
<b>D01B:</b> . . . under the influence of marijuana or some other illegal drug while you were at school?																
1. None	88.5	85.6	91.5	90.0	88.1	87.6	88.3	90.2	86.6	90.8	81.4	100.0	86.2	83.9	66.8	47.2
2. One day	3.8	3.8	3.6	2.6	6.5	3.8	3.0	3.2	6.1	3.3	5.4	-	7.8	8.1	6.6	6.9
3. Two days	2.0	2.9	1.2	1.9	2.0	2.3	2.4	1.8	1.6	1.3	4.1	-	2.2	4.6	4.4	9.7
4. 3-5 days	2.3	2.5	2.1	2.4	2.3	1.9	3.4	2.1	1.7	1.8	4.3	-	1.9	0.9	9.3	11.0
5. 6-9 days	0.8	1.0	0.7	0.9	0.3	0.5	1.2	0.9	0.6	0.7	1.1	-	0.8	0.6	3.0	4.5
6. 10 or more days	2.5	4.2	0.9	2.2	0.8	4.0	1.8	1.8	3.4	2.0	3.7	-	1.2	1.8	9.8	20.6
<i>Item 25700 Subject A05c</i>	<i>N</i> 2315	1088	1164	1585	267	472	618	822	403	1784	452	1128	473	247	383	51



## MONITORING THE FUTURE

QUESTIONNAIRE FORM 2 1996	TOTAL	SEX		RACE		REGION				COLLEGE PLANS?		ILLCIT DRUG USE: LIFETIME				
		M	F	White	Black	NE	NC	S	W	Yes	No	None	Mari- juana Only	Few Pills	More Pills	Any Her- oin
<i>N (Weighted No. of Cases):</i> <i>% of Weighted Total:</i>	2452 100.0	1142 46.6	1196 48.8	1628 66.4	287 11.7	516 21.0	647 26.4	880 35.9	409 16.7	1821 74.2	468 19.1	1181 48.1	494 20.2	256 10.5	396 16.2	54 2.2
<b>D01C:</b> . . . smoking cigarettes or using chewing tobacco while you were at school?																
1. None	83.5	79.3	87.6	82.2	90.2	78.5	83.2	86.4	83.6	87.0	71.5	96.0	83.4	71.5	60.4	35.6
2. One day	2.8	3.0	2.5	2.9	2.5	2.0	3.2	2.8	3.2	2.3	4.7	0.9	3.4	8.0	4.7	2.1
3. Two days	1.4	1.7	1.1	1.4	1.3	1.9	1.6	0.9	1.5	1.3	1.6	0.3	2.4	1.2	3.4	0.8
4. 3-5 days	2.3	3.5	1.2	2.1	2.9	2.6	2.8	1.3	3.5	1.7	4.2	0.8	2.8	4.5	4.2	3.5
5. 6-9 days	1.1	1.4	0.6	1.1	0.5	2.1	1.4	0.5	0.7	0.7	2.0	0.3	1.0	0.5	2.8	7.4
6. 10 or more days	8.9	11.0	7.1	10.2	2.6	13.0	7.7	8.1	7.6	6.9	16.1	1.6	7.0	14.3	24.5	50.7
<i>Item 25710 Subject A05c</i>	<i>N</i> 2307	1083	1161	1579	266	469	615	820	402	1778	452	1123	474	244	383	50
<b>D01D:</b> . . . carrying a weapon such as a gun, knife, or club to school?																
1. None	94.4	91.4	97.1	95.3	93.2	93.8	94.4	95.1	93.6	96.2	88.0	97.0	94.0	91.6	92.1	76.4
2. One day	1.0	1.7	0.3	0.6	1.7	0.8	0.5	1.0	2.1	0.5	3.0	0.4	1.4	2.1	1.0	2.5
3. Two days	0.6	0.9	0.4	0.6	0.7	1.3	0.7	0.3	0.3	0.3	1.8	0.5	0.3	0.2	1.5	2.1
4. 3-5 days	0.6	0.7	0.5	0.4	1.9	0.6	0.9	0.5	0.4	0.4	1.0	0.4	0.9	1.0	-	-
5. 6-9 days	0.4	0.7	-	0.4	0.6	0.3	0.9	0.2	-	0.3	0.7	0.1	0.5	1.2	-	2.0
6. 10 or more days	3.0	4.6	1.6	2.8	1.9	3.1	2.6	3.0	3.7	2.3	5.5	1.6	2.8	3.9	5.3	17.0
<i>Item 25720 Subject B07, S01</i>	<i>N</i> 2304	1082	1159	1576	265	468	617	817	403	1777	450	1120	474	244	383	50
<b>D02:</b> During an average school week, about how many times . . .																
<b>D02A:</b> . . . do your teachers interrupt the class to deal with student misbehavior or goofing off?																
1. Never	14.8	15.4	13.7	12.3	17.4	15.7	15.8	14.5	12.7	14.0	15.2	15.9	15.2	9.3	12.7	8.7
2. Less than once a week	21.2	20.5	22.5	22.6	15.7	23.6	23.0	18.2	21.7	21.8	19.4	24.1	17.6	17.5	19.6	19.9
3. 1-2 times a week	25.7	24.1	27.3	27.4	22.4	21.7	27.8	24.6	29.1	26.7	23.2	27.8	23.0	29.7	21.9	22.9
4. 3-5 times a week	19.5	20.0	19.5	19.2	23.2	20.3	15.4	22.6	18.8	20.2	18.5	16.5	24.7	21.1	21.0	19.4
5. 6-9 times a week	8.6	8.9	8.1	9.5	6.3	7.8	10.1	8.2	7.8	8.5	9.3	7.2	9.9	7.9	12.4	6.0
6. 10-19 times a week	4.6	3.8	5.0	3.8	7.2	6.4	2.8	4.5	5.6	4.4	4.7	3.7	4.7	7.1	5.5	7.1
7. 20 or more	5.6	7.3	3.8	5.1	7.8	4.5	5.0	7.3	4.3	4.4	9.7	4.7	4.9	7.5	6.9	16.0
<i>Item 25730 Subject B04</i>	<i>N</i> 2304	1085	1157	1577	266	470	616	817	402	1777	450	1123	472	244	380	51
<b>D02B:</b> . . . does misbehavior or goofing off by other students in your class interfere with your own learning?																
1. Never	38.1	43.9	32.7	37.2	44.1	42.1	37.5	38.9	33.0	37.7	39.9	39.6	39.6	31.5	35.0	46.6
2. Less than once a week	22.7	22.3	23.2	23.9	14.4	21.5	24.2	20.8	25.8	23.0	20.6	23.4	20.4	27.4	22.0	11.2
3. 1-2 times a week	18.4	15.4	21.5	18.7	19.7	16.4	18.9	19.0	18.8	19.1	17.3	18.6	18.7	18.3	17.3	17.8
4. 3-5 times a week	10.3	8.0	12.6	10.1	12.5	11.5	10.5	9.0	11.1	10.4	10.0	8.2	11.6	13.6	13.6	3.4
5. 6-9 times a week	4.6	4.5	4.5	5.1	3.7	3.8	4.5	5.0	4.7	4.5	4.4	4.4	4.3	5.3	5.1	7.6
6. 10-19 times a week	2.3	1.7	2.8	2.0	2.8	1.8	1.4	2.7	3.7	2.3	2.4	3.0	1.0	1.8	2.7	2.2
7. 20 or more	3.5	4.2	2.7	3.2	2.8	3.0	3.0	4.5	2.8	3.0	5.4	2.9	4.4	2.3	4.3	11.3
<i>Item 25740 Subject B04</i>	<i>N</i> 2292	1079	1152	1568	265	466	614	814	398	1772	446	1121	469	244	377	48
<b>D02C:</b> . . . do you come to class late (after class has begun) without an approved excuse?																
1. Never	41.4	36.6	45.8	39.9	47.0	39.6	44.1	46.2	29.4	40.0	45.6	50.8	35.7	24.0	32.3	17.7
2. Less than once a week	27.3	25.4	29.5	29.3	23.0	28.1	25.6	25.3	33.0	28.3	25.3	27.6	29.6	30.7	23.9	21.2
3. 1-2 times a week	16.2	18.6	13.8	16.1	15.9	16.9	15.5	13.7	21.6	16.7	14.4	11.3	21.0	23.1	20.6	21.5
4. 3-5 times a week	8.5	10.4	6.8	8.8	7.6	5.9	10.5	8.5	8.2	8.9	8.1	7.1	9.2	13.6	8.1	11.1
5. 6-9 times a week	3.6	4.9	2.1	3.2	4.0	4.3	2.0	4.5	3.4	3.7	3.2	2.1	3.5	5.3	5.6	14.1
6. 10-19 times a week	1.1	1.3	0.7	0.9	0.5	2.3	0.4	0.4	1.8	1.0	1.4	0.4	0.3	1.5	3.0	5.1
7. 20 or more	2.0	2.8	1.3	1.8	2.1	2.8	2.0	1.3	2.5	1.4	2.2	0.8	0.8	1.7	6.5	9.2
<i>Item 25750 Subject B06</i>	<i>N</i> 2299	1081	1156	1574	265	467	616	816	401	1775	448	1122	469	244	380	51
<b>D03:</b> Do you feel that the rules about student behavior in your school are generally fair and reasonable?																
5. Yes	20.7	20.5	21.2	21.0	23.2	19.0	17.0	22.2	25.5	21.1	18.6	26.4	18.8	9.8	15.0	10.8
4. Yes, mostly	40.1	38.6	42.3	42.4	29.4	38.8	38.0	41.9	41.5	43.0	30.4	41.0	42.2	42.1	37.2	21.5
3. Don't know, can't say	10.0	10.5	9.4	9.4	10.7	7.5	12.6	8.4	12.3	9.1	14.1	8.5	9.1	13.1	14.1	10.6
2. No, mostly	16.1	15.4	16.4	14.6	20.2	19.1	17.1	15.4	12.4	15.4	18.6	13.9	15.5	19.9	18.6	25.0
1. No	13.0	14.9	10.8	12.5	16.4	15.5	15.3	12.1	8.3	11.3	18.2	10.2	14.4	15.1	15.1	32.1
<i>Item 25760 Subject B04, B10</i>	<i>N</i> 2291	1074	1152	1567	264	465	613	813	400	1774	445	1119	470	244	374	52



QUESTIONNAIRE FORM 2 1996	TOTAL	SEX		RACE		REGION				COLLEGE PLANS?		ILLICIT DRUG USE: LIFETIME				
		M	F	White	Black	NE	NC	S	W	Yes	No	None	Mari- juana Only	Few Pills	More Pills	Any Her- oin
<i>N (Weighted No. of Cases):</i>	2452	1142	1196	1628	287	516	647	880	409	1821	468	1181	494	256	396	54
<i>% of Weighted Total:</i>	100.0	46.6	48.8	66.4	11.7	21.0	26.4	35.9	16.7	74.2	19.1	48.1	20.2	10.5	16.2	2.2
<b>D04:</b> How satisfied are you with your life as a whole these days?																
1. Completely dissatisfied	2.9	3.9	2.1	2.5	2.9	3.5	2.9	2.8	2.8	2.3	6.0	3.1	2.7	3.0	1.9	6.0
2. Quite dissatisfied	8.4	7.7	8.7	7.3	9.9	10.3	9.3	5.6	10.8	8.5	8.6	7.5	8.9	7.5	11.4	7.6
3. Somewhat dissatisfied	9.4	9.7	9.4	9.3	10.7	8.3	6.8	13.9	6.0	8.9	9.4	7.3	9.9	12.1	12.8	14.0
4. Neither, or mixed feelings	11.3	10.5	11.9	9.7	14.3	11.8	12.5	10.3	11.1	10.7	12.7	8.7	12.1	15.9	16.5	7.1
5. Somewhat satisfied	23.9	23.4	24.5	23.6	23.2	23.8	27.0	21.6	24.2	23.8	26.0	24.9	24.1	21.8	21.1	34.9
6. Quite satisfied	35.2	35.5	35.1	38.4	27.9	33.8	32.5	36.8	37.8	37.1	28.2	37.1	35.0	34.8	31.1	25.7
7. Completely satisfied	8.7	9.2	8.3	9.1	11.2	8.6	9.1	9.1	7.3	8.6	9.2	11.3	7.3	4.9	5.1	4.6
<i>Item 6840 Subject P01, Q01</i>	<i>N</i> 2279	1070	1150	1561	265	465	613	802	400	1766	441	1120	466	243	369	51
<b>D05:</b> These next questions ask you to guess how well you might do in several different situations.																
How good do you think you would be . . .																
<b>D05A:</b> As a husband or wife?																
1. Poor	1.4	1.7	0.8	1.0	1.4	1.4	0.8	2.0	1.0	0.7	3.8	0.8	1.1	0.7	2.1	2.6
2. Not so good	2.0	2.0	1.9	1.5	3.6	2.2	2.3	2.2	1.0	1.9	2.6	1.4	2.1	4.7	1.2	5.6
3. Fairly good	7.6	8.3	7.2	6.9	9.3	7.0	7.3	7.5	8.9	6.8	10.8	6.2	7.0	11.5	10.5	4.0
4. Good	32.1	30.8	33.3	33.7	18.8	33.3	35.6	29.1	31.8	32.0	33.8	30.6	30.0	37.9	35.6	35.1
5. Very good	53.1	53.1	53.5	53.9	62.1	52.8	51.3	55.0	52.7	55.1	45.3	56.4	56.9	42.5	48.1	45.5
8. Don't know	3.7	4.2	3.3	3.0	4.7	3.3	2.9	4.2	4.6	3.6	3.6	4.5	2.9	2.7	2.5	7.2
<i>Item 6850 Subject D01, Q01</i>	<i>N</i> 2276	1065	1149	1560	263	460	611	805	400	1761	443	1118	461	245	368	52
<b>D05B:</b> As a parent?																
1. Poor	1.9	1.8	1.8	1.4	3.0	1.8	1.8	2.6	1.1	1.4	4.5	1.5	1.5	1.1	2.1	7.7
2. Not so good	2.0	1.5	2.5	2.0	2.6	2.4	2.6	2.2	0.3	1.9	2.5	2.0	2.4	3.0	0.7	0.9
3. Fairly good	9.2	9.3	9.3	9.3	6.4	9.6	8.1	10.1	8.5	9.0	10.7	9.4	6.4	12.1	10.6	10.3
4. Good	31.0	33.5	28.8	32.6	24.0	30.0	35.1	28.4	30.9	31.0	31.5	32.5	28.3	31.7	30.6	21.9
5. Very good	51.4	48.0	54.3	50.9	57.3	53.2	47.8	52.1	53.3	52.4	46.3	49.9	56.7	47.3	53.6	50.2
8. Don't know	4.5	5.9	3.4	3.8	6.7	3.0	4.5	4.5	6.0	4.4	4.5	4.7	4.7	4.8	2.5	9.0
<i>Item 6860 Subject D02, Q01</i>	<i>N</i> 2274	1064	1149	1559	263	460	610	806	398	1759	443	1120	460	245	368	50
<b>D05C:</b> As a worker on a job?																
1. Poor	0.6	0.6	0.3	0.3	1.1	0.4	0.2	1.3	0.1	0.1	2.6	0.3	0.2	-	0.8	1.9
2. Not so good	0.7	1.1	0.3	0.8	0.5	0.8	0.7	0.9	0.3	0.6	1.1	0.3	0.1	-	1.8	5.9
3. Fairly good	3.8	4.5	3.2	3.0	6.2	3.6	3.8	3.7	4.5	4.1	2.1	3.1	3.5	5.4	4.6	9.0
4. Good	28.9	26.5	30.9	30.0	27.0	28.0	29.1	28.2	30.9	28.4	30.7	26.6	28.4	40.2	30.4	26.3
5. Very good	64.7	65.7	64.4	65.2	63.4	67.0	65.5	64.3	61.7	65.7	61.9	68.9	66.6	51.9	60.9	53.5
8. Don't know	1.3	1.6	0.9	0.7	1.8	0.3	0.7	1.6	2.6	1.1	1.6	0.8	1.2	2.4	1.5	3.4
<i>Item 6870 Subject C03, Q01</i>	<i>N</i> 2274	1066	1147	1559	263	460	611	804	398	1759	443	1120	462	242	368	50
<b>D06:</b> How much do you agree or disagree with each of the following statements?																
<b>D06A:</b> There is too much competition in this society																
1. Disagree	8.7	13.9	3.9	9.5	7.0	7.1	9.2	10.2	7.0	8.1	10.0	9.9	7.0	8.6	6.1	14.2
2. Mostly disagree	9.0	11.3	7.0	10.5	7.1	6.9	8.6	10.1	9.6	9.6	6.9	8.0	12.8	7.1	9.4	2.9
3. Neither	18.1	20.2	15.8	19.0	18.9	16.2	19.3	17.6	19.5	17.6	19.5	20.1	14.6	17.4	17.3	15.2
4. Mostly agree	36.7	32.2	41.7	36.9	30.8	38.4	36.8	34.5	39.0	38.6	31.0	37.7	39.6	36.1	32.6	33.6
5. Agree	27.5	22.4	31.6	24.1	36.3	31.4	26.0	27.6	24.9	26.0	32.7	24.4	26.1	30.8	34.5	34.1
<i>Item 7010 Subject Q08</i>	<i>N</i> 2243	1044	1137	1540	252	452	601	796	394	1732	436	1107	452	236	366	52
<b>D06B:</b> Too many young people are sloppy about their grooming and clothing, and just don't care how they look																
1. Disagree	10.5	12.3	9.1	11.4	7.5	12.5	10.7	10.6	7.7	10.0	10.5	8.9	9.1	10.8	15.9	17.4
2. Mostly disagree	19.4	18.8	19.8	19.5	19.1	20.5	18.8	18.3	21.1	20.7	15.7	21.0	18.0	17.3	18.4	14.9
3. Neither	26.7	26.5	27.3	25.7	27.5	26.2	28.0	24.5	29.4	26.7	27.7	24.4	29.2	36.1	24.6	26.4
4. Mostly agree	27.1	26.7	27.1	29.2	26.6	24.2	26.7	29.2	26.5	27.7	24.7	28.3	28.5	21.0	26.5	21.4
5. Agree	16.4	15.7	16.7	14.3	19.3	16.6	15.8	17.3	15.2	14.8	21.4	17.4	15.1	14.7	14.6	19.9
<i>Item 7020 Subject Q08</i>	<i>N</i> 2242	1045	1135	1536	255	451	600	794	397	1732	435	1105	455	235	364	52



## MONITORING THE FUTURE

QUESTIONNAIRE FORM 2 1996	TOTAL	SEX		RACE		REGION				COLLEGE PLANS?		ILLICIT DRUG USE: LIFETIME				
		M	F	White	Black	NE	NC	S	W	Yes	No	None	Mari- juana Only	Few Pills	More Pills	Any Her- oin
<i>N (Weighted No. of Cases):</i>	2452	1142	1196	1628	287	516	647	880	409	1821	468	1181	494	256	396	54
<i>% of Weighted Total:</i>	100.0	46.6	48.8	66.4	11.7	21.0	26.4	35.9	16.7	74.2	19.1	48.1	20.2	10.5	16.2	2.2
<b>D06C:</b> There is too much hard rock music on the radio these days																
1. Disagree	33.3	37.5	29.1	37.8	15.9	36.2	36.5	29.2	33.6	32.3	35.0	28.2	32.2	35.5	47.6	52.1
2. Mostly disagree	21.0	17.8	24.6	25.1	8.6	21.5	22.4	19.7	20.8	23.2	14.2	21.4	24.5	20.7	16.0	15.0
3. Neither	26.6	23.8	29.3	22.5	36.6	24.2	23.3	29.8	27.9	26.3	27.6	29.1	24.4	27.0	22.8	15.1
4. Mostly agree	9.4	9.2	9.1	7.7	15.7	9.5	8.5	11.5	6.4	9.7	9.2	10.7	8.1	10.2	5.9	6.0
5. Agree	9.8	11.7	7.8	6.8	23.2	8.6	9.4	9.9	11.4	8.5	14.1	10.5	10.8	6.5	7.7	11.8
<i>Item 7030 Subject Q08</i>	<i>N</i> 2233	1043	1130	1533	253	448	597	794	394	1724	435	1104	449	235	364	52
<b>D06D:</b> People should do their own thing, even if other people think it's strange																
1. Disagree	2.7	3.8	1.5	2.2	6.7	1.8	3.1	2.9	3.0	2.1	5.4	2.8	2.4	2.3	3.1	2.7
2. Mostly disagree	5.4	7.1	3.8	5.2	4.7	3.6	4.5	5.0	9.3	5.9	3.0	6.8	4.6	2.5	4.4	2.0
3. Neither	12.5	14.5	10.4	11.8	13.7	10.9	9.9	15.3	12.5	12.2	13.2	14.7	10.1	10.9	9.7	8.9
4. Mostly agree	34.5	32.5	36.5	35.6	31.6	33.5	33.3	35.8	35.1	36.7	29.3	35.6	38.0	37.7	28.6	11.6
5. Agree	44.9	42.1	47.8	45.3	43.3	50.3	49.1	41.0	40.1	43.2	49.1	40.2	44.9	46.7	54.3	74.8
<i>Item 7040 Subject Q08</i>	<i>N</i> 2225	1036	1128	1529	249	448	595	786	395	1724	427	1099	449	233	363	52
<b>D06E:</b> I get a real kick out of doing things that are a little dangerous																
1. Disagree	15.4	9.3	21.1	12.3	33.0	14.1	14.6	17.3	14.3	15.8	13.5	20.7	14.6	4.8	8.7	1.6
2. Mostly disagree	14.4	11.1	18.0	16.0	12.0	12.8	10.5	19.0	13.3	15.4	11.6	17.5	12.5	13.4	9.8	3.1
3. Neither	24.7	24.4	24.9	23.9	24.9	23.8	26.0	22.1	29.2	24.8	26.0	28.2	23.9	20.2	18.1	17.0
4. Mostly agree	29.5	33.2	26.1	31.7	17.6	30.2	31.4	27.3	30.4	30.6	25.3	23.9	34.6	41.1	32.6	41.8
5. Agree	15.9	22.0	9.9	16.1	12.5	19.2	17.5	14.3	12.7	13.5	23.5	9.8	14.4	20.5	30.7	36.5
<i>Item 7050 Subject Q04</i>	<i>N</i> 2226	1034	1133	1525	253	443	599	787	397	1723	429	1100	452	232	361	51
<b>D06F:</b> I like to test myself every now and then by doing something a little risky																
1. Disagree	15.7	8.8	22.1	12.4	30.4	15.1	14.8	17.0	14.9	16.3	13.0	20.8	14.3	6.3	7.7	5.3
2. Mostly disagree	12.4	9.9	15.1	12.3	13.8	12.9	9.0	13.4	15.1	13.0	10.1	16.3	10.4	6.8	7.9	5.5
3. Neither	22.1	23.3	21.0	21.8	20.7	22.3	21.8	19.2	28.2	21.1	26.1	22.8	24.1	18.9	19.7	17.1
4. Mostly agree	32.2	34.8	29.7	35.1	21.5	29.5	35.9	32.8	28.5	33.9	27.6	28.0	34.3	44.9	35.7	35.6
5. Agree	17.6	23.2	12.0	18.4	13.5	20.2	18.6	17.5	13.2	15.7	23.2	12.1	16.9	23.2	29.0	36.5
<i>Item 7060 Subject Q04</i>	<i>N</i> 2226	1034	1132	1527	251	444	598	788	397	1721	431	1103	450	231	361	52
<b>D06G:</b> I take a positive attitude toward myself																
1. Disagree	4.5	4.6	4.4	4.6	3.1	4.8	5.2	4.9	2.5	4.2	5.8	4.0	3.7	4.2	6.3	10.4
2. Mostly disagree	7.3	5.1	9.5	8.2	3.5	7.9	5.9	7.9	7.3	7.6	5.9	6.0	6.4	9.3	10.8	9.1
3. Neither	14.3	14.0	14.2	14.6	9.8	12.5	14.0	15.8	13.6	12.3	22.1	12.9	13.5	16.4	16.0	21.1
4. Mostly agree	38.0	36.0	39.7	39.6	28.4	44.6	39.2	30.8	43.2	39.4	35.2	40.4	36.4	40.5	33.9	23.8
5. Agree	35.9	40.3	32.2	33.1	55.2	30.2	35.7	40.6	33.5	36.5	31.1	36.7	40.0	29.5	32.9	35.6
<i>Item 12550 Subject Q01</i>	<i>N</i> 2216	1023	1132	1519	248	444	594	784	393	1717	426	1102	449	225	361	51
<b>D06H:</b> I feel I am a person of worth, on an equal plane with others																
1. Disagree	3.0	3.4	2.7	3.1	1.9	3.8	2.7	3.8	1.1	2.8	4.0	2.1	3.1	3.7	4.6	6.6
2. Mostly disagree	5.1	4.2	6.1	5.1	3.6	5.1	5.5	4.2	6.2	4.7	6.4	4.2	4.9	6.4	7.2	7.1
3. Neither	11.7	13.3	9.8	11.2	9.9	10.6	11.5	13.1	10.6	9.7	19.0	10.2	11.6	10.9	13.8	21.6
4. Mostly agree	34.1	29.7	37.3	35.5	27.6	33.9	38.6	29.6	36.2	34.4	35.8	35.8	30.7	41.5	30.6	25.9
5. Agree	46.1	49.3	44.2	45.1	56.9	46.6	41.7	49.3	46.0	48.4	34.8	47.7	49.6	37.5	43.9	38.7
<i>Item 12570 Subject Q01</i>	<i>N</i> 2219	1029	1130	1521	250	443	598	783	395	1719	427	1101	451	226	361	52
<b>D06I:</b> I am able to do things as well as most other people																
1. Disagree	2.1	2.3	1.9	2.0	2.2	1.5	2.1	3.2	0.8	2.2	2.1	2.4	1.1	1.2	2.9	4.9
2. Mostly disagree	3.2	3.0	3.6	3.3	1.7	3.5	2.5	3.2	4.1	3.1	3.3	3.0	1.5	7.3	3.4	6.6
3. Neither	9.3	10.1	8.2	8.2	13.0	5.9	10.7	10.5	8.8	7.1	17.6	7.3	10.3	8.8	11.3	15.4
4. Mostly agree	37.1	31.9	41.6	40.5	24.9	37.8	41.6	33.8	36.2	37.3	38.5	37.1	37.5	43.4	36.5	15.3
5. Agree	48.2	52.6	44.7	46.0	58.3	51.4	43.1	49.3	50.0	50.3	38.6	50.2	49.5	39.3	45.8	57.8
<i>Item 12580 Subject Q01</i>	<i>N</i> 2224	1031	1132	1523	251	444	599	785	396	1722	430	1103	452	229	360	51



DESCRIPTIVE RESULTS: 1996

111

QUESTIONNAIRE FORM 2 1996	TOTAL	SEX		RACE		REGION				COLLEGE PLANS?		ILLICIT DRUG USE: LIFETIME				
		M	F	White	Black	NE	NC	S	W	Yes	No	None	Mari- juana Only	Few Pills	More Pills	Any Her- oin
<i>N (Weighted No. of Cases):</i>	2452	1142	1196	1628	287	516	647	880	409	1821	468	1181	494	256	396	54
<i>% of Weighted Total:</i>	100.0	46.6	48.8	66.4	11.7	21.0	26.4	35.9	16.7	74.2	19.1	48.1	20.2	10.5	16.2	2.2
<b>D06J:</b> On the whole, I'm satisfied with myself																
1. Disagree	4.5	3.9	5.2	4.2	4.9	4.7	5.7	4.1	3.3	4.4	5.5	3.3	3.9	5.8	7.7	6.9
2. Mostly disagree	6.9	7.0	7.0	7.2	5.5	6.8	5.6	7.6	7.7	6.9	6.8	5.6	5.9	11.8	8.0	17.4
3. Neither	10.9	12.7	8.7	10.6	9.6	8.8	11.6	12.5	9.0	9.3	16.3	9.6	10.2	10.5	14.4	11.9
4. Mostly agree	35.9	31.8	39.0	36.6	29.8	37.9	38.2	32.5	37.0	36.7	35.1	36.8	34.6	41.3	33.3	30.2
5. Agree	41.8	44.6	40.1	41.3	50.2	41.8	39.0	43.3	43.1	42.7	36.4	44.7	45.4	30.7	36.6	33.6
<i>Item 12620 Subject P01, Q01</i>	<i>N</i> 2214	1024	1131	1516	251	441	593	785	396	1718	428	1099	451	227	361	50
<b>D06K:</b> I feel I do not have much to be proud of																
1. Disagree	45.4	44.5	46.6	46.4	49.9	44.7	41.4	49.6	43.5	47.4	37.1	51.1	45.3	33.6	37.0	34.5
2. Mostly disagree	25.5	24.0	27.2	26.7	16.1	27.7	25.7	23.0	27.6	26.2	24.1	24.4	26.7	31.2	26.1	15.8
3. Neither	14.4	16.1	12.3	13.5	16.8	11.9	16.9	14.1	14.2	12.4	22.5	11.2	13.3	16.6	22.3	19.7
4. Mostly agree	8.5	8.5	8.5	8.6	7.0	9.1	8.5	7.9	9.1	8.4	8.6	7.6	8.4	14.4	7.3	13.8
5. Agree	6.2	6.9	5.4	4.8	10.3	6.5	7.5	5.4	5.5	5.7	7.6	5.6	6.2	4.2	7.3	16.2
<i>Item 12660 Subject Q01</i>	<i>N</i> 2221	1028	1132	1523	251	444	597	788	392	1719	430	1105	451	224	361	51
<b>D06L:</b> Sometimes I think that I am no good at all																
1. Disagree	43.5	47.2	40.9	43.4	48.3	41.0	43.8	47.6	37.4	43.8	40.8	46.2	46.2	37.2	35.6	43.9
2. Mostly disagree	19.0	17.4	20.2	19.8	16.1	22.1	18.1	15.2	24.4	19.6	17.1	19.1	18.4	19.9	20.9	8.2
3. Neither	17.2	17.6	16.5	16.7	17.6	13.4	17.6	18.2	18.9	17.0	19.1	16.7	14.5	19.0	19.5	22.1
4. Mostly agree	12.9	11.1	14.5	13.2	11.0	14.3	11.6	12.8	13.7	12.9	13.4	12.0	15.3	13.5	13.3	12.2
5. Agree	7.4	6.7	7.8	6.9	7.0	9.2	8.9	6.2	5.5	6.7	9.6	6.0	5.6	10.4	10.7	13.6
<i>Item 12680 Subject Q01</i>	<i>N</i> 2204	1020	1123	1511	250	436	591	784	392	1707	425	1098	445	223	359	51
<b>D06M:</b> I feel that I can't do anything right																
1. Disagree	50.1	53.8	46.9	51.0	53.9	50.9	47.5	52.4	48.3	51.4	44.1	53.7	50.8	43.5	43.4	42.7
2. Mostly disagree	23.0	20.3	25.5	23.8	16.1	22.6	25.5	19.8	26.0	23.3	23.5	22.8	23.8	25.1	23.3	19.1
3. Neither	16.1	16.3	15.8	14.9	19.2	15.2	16.7	16.6	15.3	15.6	18.5	14.4	13.0	19.1	21.0	20.4
4. Mostly agree	7.1	6.4	7.5	7.1	4.7	7.0	6.7	7.0	8.1	6.6	8.5	6.0	8.0	9.3	7.9	8.0
5. Agree	3.7	3.2	4.3	3.2	6.1	4.4	3.5	4.3	2.3	3.1	5.3	3.1	4.3	3.0	4.5	9.8
<i>Item 12720 Subject Q01</i>	<i>N</i> 2200	1020	1122	1508	249	435	593	781	391	1703	425	1095	446	227	356	50
<b>D06N:</b> I feel that my life is not very useful																
1. Disagree	58.4	60.0	57.8	60.2	57.3	58.9	57.1	58.3	59.9	61.0	48.0	64.9	55.8	52.8	48.4	49.9
2. Mostly disagree	17.1	16.1	18.3	17.6	12.7	18.3	17.4	16.9	15.5	16.4	20.4	16.1	18.7	19.1	17.2	9.1
3. Neither	14.0	14.0	12.9	13.3	16.4	11.6	13.4	15.3	15.1	12.4	20.6	11.3	14.3	14.5	19.4	21.1
4. Mostly agree	7.2	5.9	8.3	6.5	8.8	7.6	6.8	7.3	7.3	7.7	5.5	5.5	7.5	10.9	10.3	8.2
5. Agree	3.3	4.1	2.6	2.4	4.8	3.7	5.3	2.1	2.3	2.5	5.5	2.3	3.7	2.7	4.8	11.8
<i>Item 12750 Subject Q01</i>	<i>N</i> 2205	1020	1124	1513	248	434	592	786	393	1707	426	1098	446	227	356	51
<b>D07:</b> How many of your friends would you estimate . . .																
<b>D07A:</b> Smoke cigarettes?																
1. None	11.7	10.5	12.1	7.9	31.2	5.9	10.0	13.1	17.8	12.2	10.3	17.4	8.3	4.8	2.0	0.8
2. A few	29.5	28.1	31.1	26.9	36.9	31.7	26.4	25.9	38.9	31.1	25.3	37.9	30.9	22.8	11.1	6.8
3. Some	28.5	29.4	28.1	30.9	20.9	29.0	27.0	30.4	26.2	30.3	20.4	28.9	28.2	32.5	25.5	19.8
4. Most	26.4	27.2	25.6	30.1	9.7	29.1	32.0	26.8	14.3	23.2	37.0	14.4	31.0	32.4	51.9	48.6
5. All	3.9	4.7	3.1	4.1	1.2	4.3	4.7	3.7	2.8	3.2	6.9	1.4	1.6	7.4	9.5	24.0
<i>Item 7070 Subject A02a</i>	<i>N</i> 2214	1027	1126	1520	250	437	595	788	394	1714	425	1097	447	232	358	51
<b>D07B:</b> Smoke marijuana (pot, grass) or hashish?																
1. None	22.0	19.3	24.1	20.5	26.7	16.3	21.2	24.4	24.7	23.1	19.0	37.3	8.0	8.0	5.0	-
2. A few	28.7	29.9	28.1	30.2	26.9	28.9	28.1	27.0	32.5	29.6	26.7	35.5	28.0	27.1	14.5	6.1
3. Some	27.1	25.7	29.0	27.8	24.4	27.1	27.1	29.1	23.3	27.4	25.2	21.7	32.5	41.2	27.7	18.5
4. Most	17.4	18.9	15.2	17.8	16.1	21.3	18.1	16.2	14.4	16.0	21.6	5.0	27.5	17.4	40.3	35.1
5. All	4.8	6.1	3.5	3.7	5.8	6.4	5.4	3.2	5.1	3.9	7.6	0.5	4.1	6.3	12.6	40.3
<i>Item 7080 Subject A02a</i>	<i>N</i> 2209	1024	1124	1515	251	436	595	783	394	1712	424	1092	446	232	360	50



## MONITORING THE FUTURE

QUESTIONNAIRE FORM 2 1996	TOTAL	SEX		RACE		REGION				COLLEGE PLANS?		ILLICIT DRUG USE: LIFETIME					
		M	F	White	Black	NE	NC	S	W	Yes	No	None	Mari- juana Only	Few Pills	More Pills	Any Her- oin	
<i>N (Weighted No. of Cases):</i>	2452	1142	1196	1628	287	516	647	880	409	1821	468	1181	494	256	396	54	
<i>% of Weighted Total:</i>	100.0	46.6	48.8	66.4	11.7	21.0	26.4	35.9	16.7	74.2	19.1	48.1	20.2	10.5	16.2	2.2	
<b>D07C: Take LSD?</b>																	
1. None	62.1	59.9	64.5	58.2	83.9	55.0	63.7	64.9	62.3	62.7	61.8	78.6	66.9	45.9	25.9	0.9	
2. A few	23.6	23.4	23.6	26.7	10.1	26.1	22.1	22.4	25.6	24.4	21.1	17.4	24.4	35.8	34.0	20.2	
3. Some	9.2	9.1	9.4	10.3	4.0	11.1	10.2	9.0	6.3	9.2	7.8	3.5	7.6	13.8	22.9	27.8	
4. Most	3.7	5.8	1.9	3.9	1.2	7.1	2.6	2.7	3.9	2.8	7.2	0.3	1.1	3.5	13.3	35.7	
5. All	1.2	1.8	0.6	1.0	0.8	0.7	1.3	1.1	1.9	0.9	2.2	0.2	-	1.0	3.9	15.4	
<i>Item 7090 Subject A02a</i>	<i>N</i>	<i>2194</i>	<i>1020</i>	<i>1114</i>	<i>1508</i>	<i>250</i>	<i>434</i>	<i>588</i>	<i>781</i>	<i>391</i>	<i>1698</i>	<i>423</i>	<i>1082</i>	<i>443</i>	<i>232</i>	<i>359</i>	<i>50</i>
<b>D07D: Take other psychedelics (mescaline, peyote, PCP, etc.)?</b>																	
1. None	73.6	71.2	75.7	71.5	86.3	70.8	75.3	74.8	71.9	74.4	71.9	84.9	82.8	64.3	43.6	10.7	
2. A few	17.7	19.0	17.1	19.6	9.4	17.9	16.3	17.6	19.9	18.0	17.0	12.2	14.3	25.2	31.7	32.2	
3. Some	6.4	6.7	5.8	6.7	3.3	6.9	7.6	5.5	5.7	5.8	6.7	2.4	2.8	7.6	18.8	27.1	
4. Most	1.6	2.3	1.0	1.7	0.8	3.8	0.5	1.1	2.0	1.2	3.5	0.3	-	1.9	4.9	17.6	
5. All	0.7	0.9	0.4	0.6	0.2	0.6	0.3	1.1	0.5	0.7	0.8	0.2	-	1.1	1.0	12.4	
<i>Item 7100 Subject A02a</i>	<i>N</i>	<i>2191</i>	<i>1020</i>	<i>1109</i>	<i>1505</i>	<i>250</i>	<i>435</i>	<i>585</i>	<i>783</i>	<i>388</i>	<i>1698</i>	<i>425</i>	<i>1081</i>	<i>444</i>	<i>227</i>	<i>359</i>	<i>51</i>
<b>D07E: Take amphetamines (uppers, pep pills, bennies, speed)?</b>																	
1. None	67.8	67.7	68.2	64.8	84.6	66.9	67.7	68.1	68.7	68.6	66.4	80.5	79.4	55.2	32.1	11.5	
2. A few	22.2	22.0	22.5	24.4	12.2	22.1	20.6	23.1	23.0	23.3	18.3	16.3	15.5	30.9	41.1	29.2	
3. Some	7.1	7.0	7.3	8.1	1.4	7.6	8.8	6.5	5.3	6.3	9.3	2.8	4.2	11.2	19.0	24.1	
4. Most	2.0	2.2	1.5	2.2	0.8	3.1	1.9	1.5	2.0	1.3	4.5	0.4	0.9	0.4	6.0	26.4	
5. All	0.8	1.2	0.4	0.6	1.0	0.3	1.0	0.8	1.0	0.5	1.6	-	-	2.3	1.7	8.8	
<i>Item 7110 Subject A02a</i>	<i>N</i>	<i>2189</i>	<i>1018</i>	<i>1110</i>	<i>1505</i>	<i>250</i>	<i>435</i>	<i>587</i>	<i>780</i>	<i>388</i>	<i>1699</i>	<i>421</i>	<i>1077</i>	<i>447</i>	<i>228</i>	<i>358</i>	<i>51</i>
<b>D07F: Take quaaludes (quads, methaqualone)?</b>																	
1. None	81.9	80.6	83.7	81.3	88.6	81.5	82.4	80.6	84.2	82.7	78.4	90.0	89.2	75.3	61.5	31.2	
2. A few	13.3	14.3	12.5	14.2	7.2	11.9	12.7	14.5	13.6	13.6	13.5	8.3	9.4	18.1	26.3	39.0	
3. Some	3.1	3.0	3.0	3.2	2.7	4.3	4.4	2.5	1.1	2.4	4.9	1.4	1.0	3.9	9.3	6.2	
4. Most	1.0	1.3	0.6	1.1	0.5	2.0	0.5	1.2	0.5	0.9	1.4	0.2	-	1.3	2.6	16.2	
5. All	0.6	0.7	0.2	0.2	1.0	0.3	0.1	1.3	0.6	0.4	1.8	*	0.4	1.4	0.4	7.4	
<i>Item 7120 Subject A02a</i>	<i>N</i>	<i>2183</i>	<i>1015</i>	<i>1106</i>	<i>1498</i>	<i>250</i>	<i>437</i>	<i>583</i>	<i>778</i>	<i>386</i>	<i>1694</i>	<i>421</i>	<i>1074</i>	<i>443</i>	<i>228</i>	<i>359</i>	<i>50</i>
<b>D07G: Take barbiturates (downers, goofballs, reds, yellows, etc.)?</b>																	
1. None	78.4	77.4	79.2	76.7	90.8	79.4	78.2	77.5	79.1	79.7	72.8	87.2	85.9	74.4	54.0	21.3	
2. A few	15.9	16.4	15.8	17.8	5.8	14.2	15.1	17.2	16.5	15.5	17.8	10.5	11.5	18.8	31.7	39.4	
3. Some	4.1	3.8	4.2	4.1	2.3	4.3	5.6	3.6	2.5	3.4	6.4	2.0	2.2	4.8	10.8	13.8	
4. Most	1.0	1.6	0.5	1.0	0.6	1.9	0.4	0.8	1.4	0.9	1.8	0.2	0.4	-	2.7	15.9	
5. All	0.6	0.8	0.3	0.3	0.5	0.2	0.7	0.9	0.4	0.5	1.1	0.1	-	2.0	0.7	9.5	
<i>Item 7130 Subject A02a</i>	<i>N</i>	<i>2178</i>	<i>1014</i>	<i>1103</i>	<i>1499</i>	<i>248</i>	<i>432</i>	<i>586</i>	<i>775</i>	<i>385</i>	<i>1690</i>	<i>421</i>	<i>1069</i>	<i>443</i>	<i>228</i>	<i>357</i>	<i>52</i>
<b>D07H: Take tranquilizers?</b>																	
1. None	81.9	82.1	81.8	79.9	91.4	82.9	81.2	81.1	83.6	82.3	80.7	88.9	90.6	71.8	62.4	39.6	
2. A few	13.2	12.3	13.9	14.7	6.7	11.1	13.7	13.6	13.7	13.1	13.1	9.2	7.7	19.7	26.2	21.3	
3. Some	3.5	3.3	3.7	3.9	1.6	4.8	4.1	3.0	2.4	3.2	4.4	1.6	1.2	7.2	8.5	14.7	
4. Most	1.0	1.5	0.5	1.3	-	1.0	0.8	1.5	0.2	1.0	1.2	0.1	0.3	0.9	2.5	14.9	
5. All	0.4	0.7	0.1	0.2	0.3	0.2	0.2	0.8	0.1	0.4	0.6	0.1	0.1	0.3	0.4	9.5	
<i>Item 7140 Subject A02a</i>	<i>N</i>	<i>2177</i>	<i>1012</i>	<i>1104</i>	<i>1495</i>	<i>249</i>	<i>432</i>	<i>583</i>	<i>776</i>	<i>386</i>	<i>1689</i>	<i>422</i>	<i>1070</i>	<i>443</i>	<i>225</i>	<i>359</i>	<i>52</i>
<b>D07I: Take cocaine?</b>																	
1. None	71.9	72.3	71.2	71.8	82.9	72.4	72.9	71.9	69.9	73.9	65.8	84.3	78.6	60.2	41.8	15.1	
2. A few	20.9	19.3	22.6	21.6	11.7	19.6	20.2	21.7	21.8	19.9	24.0	13.0	18.5	30.1	39.6	38.1	
3. Some	5.0	4.9	5.2	5.0	3.0	6.0	5.1	3.9	6.1	4.5	6.5	2.3	2.1	7.5	13.1	21.6	
4. Most	1.7	2.6	0.9	1.6	0.2	1.7	1.4	1.7	1.9	1.2	3.0	0.3	0.4	1.7	5.3	18.0	
5. All	0.5	0.9	0.2	*	2.2	0.3	0.5	0.7	0.3	0.4	0.7	0.1	0.4	0.5	0.3	7.2	
<i>Item 7150 Subject A02a</i>	<i>N</i>	<i>2176</i>	<i>1012</i>	<i>1104</i>	<i>1494</i>	<i>249</i>	<i>429</i>	<i>586</i>	<i>774</i>	<i>386</i>	<i>1690</i>	<i>420</i>	<i>1070</i>	<i>442</i>	<i>226</i>	<i>358</i>	<i>51</i>
<b>D07J: Take heroin?</b>																	
1. None	84.4	84.1	84.5	84.2	89.6	84.6	84.6	84.8	83.0	85.5	80.2	89.0	91.0	78.6	72.7	38.4	
2. A few	12.2	12.2	12.5	12.9	7.3	11.4	12.7	11.1	14.4	11.6	15.0	8.7	7.5	17.2	22.4	34.4	
3. Some	2.6	2.4	2.6	2.3	1.8	2.9	2.0	2.9	2.2	2.4	2.9	2.0	1.3	3.1	4.4	10.4	
4. Most	0.4	0.7	0.2	0.4	1.0	0.7	0.4	0.4	-	0.3	0.6	0.2	0.2	0.2	-	7.9	
5. All	0.5	0.7	0.2	0.2	0.3	0.4	0.2	0.7	0.5	0.2	1.4	0.1	-	0.9	0.5	9.0	
<i>Item 7160 Subject A02a</i>	<i>N</i>	<i>2156</i>	<i>1003</i>	<i>1091</i>	<i>1480</i>	<i>245</i>	<i>428</i>	<i>577</i>	<i>770</i>	<i>380</i>	<i>1670</i>	<i>418</i>	<i>1059</i>	<i>439</i>	<i>227</i>	<i>351</i>	<i>51</i>

\* = less than .05 percent.



QUESTIONNAIRE FORM 2 1996	TOTAL	SEX		RACE		REGION				COLLEGE PLANS?		ILLICIT DRUG USE: LIFETIME				
		M	F	White	Black	NE	NC	S	W	Yes	No	None	Mari- juana Only	Few Pills	More Pills	Any Her- oin
<i>N (Weighted No. of Cases):</i>	2452	1142	1196	1628	287	516	647	880	409	1821	468	1181	494	256	396	54
<i>% of Weighted Total:</i>	100.0	46.6	48.8	66.4	11.7	21.0	26.4	35.9	16.7	74.2	19.1	48.1	20.2	10.5	16.2	2.2
<b>D07K:</b> Take other narcotics (methadone, opium, codeine, paregoric, etc.)?																
1. None	78.2	76.9	79.0	76.1	88.3	77.2	78.5	77.8	79.3	78.8	77.0	88.7	88.4	70.6	47.5	18.5
2. A few	16.3	17.2	15.9	17.9	8.9	14.8	15.7	17.1	17.2	16.0	17.2	9.4	9.9	24.4	36.2	41.2
3. Some	4.1	3.8	4.3	4.8	1.4	5.9	4.0	3.8	2.9	4.0	4.2	1.6	1.3	3.5	12.6	23.8
4. Most	1.0	1.4	0.6	1.0	0.7	1.7	1.1	0.7	0.6	0.8	0.6	0.1	0.4	0.9	2.5	10.3
5. All	0.5	0.7	0.2	0.2	0.8	0.5	0.7	0.6	-	0.4	1.0	0.1	-	0.5	1.3	6.2
<i>Item 7170 Subject A02a</i>	<i>N 2169</i>	<i>1008</i>	<i>1099</i>	<i>1494</i>	<i>248</i>	<i>429</i>	<i>582</i>	<i>774</i>	<i>384</i>	<i>1683</i>	<i>419</i>	<i>1064</i>	<i>440</i>	<i>227</i>	<i>359</i>	<i>52</i>
<b>D07L:</b> Use inhalants (sniff glue, aerosols, laughing gas, etc.)?																
1. None	72.8	71.7	73.7	71.1	86.0	70.0	72.3	74.2	73.8	73.7	69.9	82.9	77.1	61.6	51.3	28.6
2. A few	19.3	19.3	19.4	20.9	9.6	19.8	19.2	19.6	18.2	19.0	20.2	13.4	18.3	28.4	29.2	38.3
3. Some	5.6	5.7	5.4	6.0	2.1	6.4	6.8	3.9	6.1	5.3	7.0	3.0	3.4	7.3	13.6	12.6
4. Most	1.9	2.6	1.2	1.7	1.6	3.1	1.1	1.8	1.7	1.5	2.1	0.5	1.2	1.5	5.3	12.8
5. All	0.5	0.8	0.2	0.3	0.6	0.7	0.6	0.5	0.2	0.5	0.8	0.1	-	1.2	0.6	7.7
<i>Item 7180 Subject A02a</i>	<i>N 2175</i>	<i>1014</i>	<i>1100</i>	<i>1496</i>	<i>248</i>	<i>431</i>	<i>587</i>	<i>774</i>	<i>383</i>	<i>1686</i>	<i>421</i>	<i>1073</i>	<i>437</i>	<i>227</i>	<i>358</i>	<i>52</i>
<b>D07M:</b> Drink alcoholic beverages (liquor, beer, wine)?																
1. None	10.4	10.6	9.3	6.9	25.0	8.1	8.0	11.0	15.7	10.1	11.7	16.1	6.1	5.2	1.8	0.9
2. A few	13.0	11.4	14.7	12.1	19.1	13.3	12.7	13.3	12.8	13.0	12.8	18.7	7.9	8.6	6.0	5.9
3. Some	20.1	18.9	21.9	20.2	21.4	18.7	17.7	20.6	24.2	21.6	15.5	25.4	18.9	22.3	7.0	4.2
4. Most	36.3	35.9	37.1	39.6	24.3	36.5	42.0	35.4	29.3	37.4	33.2	31.8	43.9	37.8	39.9	35.9
5. All	20.1	23.2	17.1	21.3	10.2	23.4	19.6	19.7	18.0	17.9	26.8	8.0	23.1	26.1	45.3	53.1
<i>Item 7190 Subject A02a</i>	<i>N 2185</i>	<i>1012</i>	<i>1110</i>	<i>1506</i>	<i>241</i>	<i>433</i>	<i>589</i>	<i>774</i>	<i>389</i>	<i>1696</i>	<i>418</i>	<i>1083</i>	<i>437</i>	<i>226</i>	<i>359</i>	<i>52</i>
<b>D07N:</b> Get drunk at least once a week?																
1. None	21.5	19.4	22.9	17.4	38.7	19.1	16.8	23.1	28.2	21.9	20.4	31.2	14.9	11.8	6.7	6.1
2. A few	23.5	22.6	24.6	23.7	26.8	21.9	25.7	23.5	22.0	23.8	21.9	28.2	20.8	23.1	14.8	6.5
3. Some	26.0	25.2	27.1	28.8	15.9	25.8	29.4	23.4	26.3	27.4	22.2	24.9	32.0	28.5	21.6	29.3
4. Most	21.2	22.6	20.0	22.5	15.1	23.4	20.9	22.7	16.5	20.9	22.9	13.4	23.3	27.1	37.5	33.2
5. All	7.7	10.1	5.4	7.6	3.4	9.8	7.2	7.3	6.9	6.1	12.5	2.3	9.0	9.4	19.4	25.0
<i>Item 7200 Subject A02a</i>	<i>N 2191</i>	<i>1017</i>	<i>1112</i>	<i>1505</i>	<i>249</i>	<i>434</i>	<i>588</i>	<i>779</i>	<i>390</i>	<i>1700</i>	<i>421</i>	<i>1084</i>	<i>440</i>	<i>227</i>	<i>359</i>	<i>52</i>
Lately there has been some attention paid to certain drugs, including "crack" (cocaine in chunks or rocks).																
<b>E01:</b> How many of your friends would you estimate . . .																
<b>E01A:</b> Take "crack" cocaine?																
1. None	78.4	80.0	76.7	77.9	90.6	80.5	77.6	78.3	77.5	80.5	70.5	85.4	84.2	73.0	56.9	47.8
2. A few	18.1	16.4	19.8	18.7	7.9	16.1	17.7	19.1	19.0	16.6	23.8	13.0	14.8	21.4	33.6	35.2
3. Some	2.6	2.5	2.7	2.9	0.6	2.5	3.7	1.8	2.9	2.2	4.4	1.2	0.8	3.3	8.6	7.7
4. Most	0.6	0.6	0.6	0.6	0.1	0.7	0.9	0.4	0.4	0.5	0.7	0.3	0.3	1.8	0.8	3.1
5. All	0.3	0.4	0.1	-	0.8	0.1	0.1	0.5	0.1	0.2	0.6	0.1	-	0.5	0.2	6.2
<i>Item 7151 Subject A02a</i>	<i>N 2172</i>	<i>1008</i>	<i>1104</i>	<i>1496</i>	<i>248</i>	<i>428</i>	<i>583</i>	<i>773</i>	<i>388</i>	<i>1686</i>	<i>416</i>	<i>1072</i>	<i>444</i>	<i>227</i>	<i>352</i>	<i>50</i>
<b>E01B:</b> Take PCP (angel dust, crystal, peace pill, killer weed, supergrass, crystal cyclone)?																
1. None	79.7	79.2	79.8	78.8	88.6	78.2	80.7	81.0	77.4	80.9	76.8	89.5	82.2	77.4	54.9	39.1
2. A few	15.9	15.1	16.7	17.2	7.6	16.7	15.3	14.4	18.7	15.7	15.8	9.4	15.3	18.9	32.4	26.7
3. Some	3.1	4.0	2.4	2.9	2.5	3.3	3.1	3.2	2.8	2.6	4.6	1.0	2.3	1.9	8.9	17.8
4. Most	0.8	0.9	0.7	0.8	0.2	1.0	0.5	0.8	1.0	0.4	2.2	0.1	0.2	0.4	3.0	8.1
5. All	0.5	0.7	0.4	0.2	1.1	0.8	0.5	0.6	0.1	0.4	0.6	0.1	-	1.4	0.8	8.4
<i>Item 7201 Subject A02a</i>	<i>N 2170</i>	<i>1013</i>	<i>1097</i>	<i>1491</i>	<i>248</i>	<i>428</i>	<i>585</i>	<i>769</i>	<i>387</i>	<i>1680</i>	<i>419</i>	<i>1069</i>	<i>444</i>	<i>226</i>	<i>354</i>	<i>50</i>
<b>E01C:</b> Take amyl or butyl nitrites (poppers, snappers, Locker Room, Vaporole, Rush, Kick, Bullet)?																
1. None	88.8	88.6	88.7	88.8	92.4	89.0	89.6	88.5	87.8	89.4	85.7	92.7	94.2	82.8	77.4	63.5
2. A few	8.5	7.5	9.6	9.1	4.3	8.2	8.0	8.3	10.2	8.5	9.5	6.6	4.3	11.0	16.6	19.9
3. Some	1.9	2.7	1.3	1.7	2.0	2.0	2.1	2.1	1.2	1.6	3.3	0.7	1.1	4.3	4.4	6.6
4. Most	0.5	0.8	0.2	0.4	0.7	0.5	0.4	0.5	0.7	0.5	0.7	-	0.4	1.3	1.2	3.3
5. All	0.3	0.4	0.3	-	0.6	0.3	-	0.6	0.1	0.1	0.8	0.1	-	0.5	0.4	6.7
<i>Item 7202 Subject A02a</i>	<i>N 2162</i>	<i>1009</i>	<i>1093</i>	<i>1488</i>	<i>248</i>	<i>427</i>	<i>583</i>	<i>769</i>	<i>383</i>	<i>1674</i>	<i>418</i>	<i>1061</i>	<i>444</i>	<i>226</i>	<i>355</i>	<i>49</i>



QUESTIONNAIRE FORM 2 1996	TOTAL	SEX		RACE		REGION				COLLEGE PLANS?		ILLICIT DRUG USE: LIFETIME				
		M	F	White	Black	NE	NC	S	W	Yes	No	None	Mari- juana Only	Few Pills	More Pills	Any Her- oin
<i>N (Weighted No. of Cases):</i> <i>% of Weighted Total:</i>	2452 100.0	1142 46.6	1196 48.8	1628 66.4	287 11.7	516 21.0	647 26.4	880 35.9	409 16.7	1821 74.2	468 19.1	1181 48.1	494 20.2	256 10.5	396 16.2	54 2.2
<b>E02:</b> How much do you think people risk harming themselves (physically or in other ways) if they . . .																
<b>E02A:</b> Try cocaine in powder form once or twice																
1. No risk	6.9	8.3	5.0	5.7	9.9	6.9	7.2	6.6	6.8	5.0	12.9	4.9	5.4	3.0	12.8	27.8
2. Slight risk	15.5	14.3	16.8	15.4	8.5	18.3	16.6	11.8	18.1	15.3	17.2	12.5	13.6	15.9	23.6	36.3
3. Moderate risk	20.4	19.4	21.7	22.4	12.2	18.5	20.5	21.3	20.4	21.9	14.9	20.0	18.0	29.9	19.7	20.7
4. Great risk	53.2	52.8	53.3	52.7	64.1	52.7	52.1	55.7	50.1	54.0	50.0	57.4	59.4	47.9	41.6	14.0
5. Can't say, drug unfamiliar	4.1	5.2	3.2	3.8	5.2	3.7	3.5	4.6	4.5	3.8	5.0	5.2	3.7	3.3	2.3	1.3
<i>Item 12501 Subject A14a</i>	<i>N 2170</i>	<i>1006</i>	<i>1101</i>	<i>1491</i>	<i>248</i>	<i>429</i>	<i>588</i>	<i>772</i>	<i>381</i>	<i>1683</i>	<i>419</i>	<i>1071</i>	<i>444</i>	<i>227</i>	<i>354</i>	<i>49</i>
<b>E02B:</b> Take cocaine powder occasionally																
1. No risk	3.7	4.8	2.1	2.3	8.5	3.3	3.4	4.4	3.5	2.8	7.2	3.6	3.1	1.3	3.7	11.6
2. Slight risk	5.3	6.1	4.6	5.1	3.3	5.6	6.3	3.6	6.8	4.5	7.8	2.9	3.4	4.2	13.3	25.5
3. Moderate risk	18.2	15.5	20.6	19.2	11.7	21.5	19.5	13.9	21.4	18.1	20.4	17.4	15.2	16.9	24.7	27.7
4. Great risk	68.8	68.5	69.7	69.7	71.2	66.0	67.5	73.8	63.7	71.0	59.4	70.8	75.3	74.6	56.1	33.8
5. Can't say, drug unfamiliar	4.0	5.1	3.0	3.6	5.3	3.5	3.4	4.3	4.6	3.5	5.2	5.2	3.0	3.0	2.3	1.3
<i>Item 12502 Subject A14a</i>	<i>N 2165</i>	<i>1002</i>	<i>1099</i>	<i>1491</i>	<i>248</i>	<i>427</i>	<i>587</i>	<i>772</i>	<i>378</i>	<i>1680</i>	<i>417</i>	<i>1070</i>	<i>443</i>	<i>226</i>	<i>353</i>	<i>48</i>
<b>E02C:</b> Take cocaine powder regularly																
1. No risk	3.6	4.7	1.9	2.3	7.7	3.2	3.9	4.2	2.5	2.8	6.8	3.6	3.3	1.0	3.1	9.8
2. Slight risk	1.0	2.1	0.1	0.5	1.9	1.0	1.2	0.6	1.7	0.6	2.7	0.4	1.1	1.1	2.1	3.9
3. Moderate risk	4.5	6.0	3.2	4.3	2.4	3.9	3.6	5.4	4.6	4.3	5.8	4.1	2.7	4.2	6.7	17.8
4. Great risk	86.8	81.9	91.7	89.1	82.9	88.3	87.7	85.5	86.7	88.6	79.6	86.8	89.5	90.3	85.9	67.2
5. Can't say, drug unfamiliar	4.0	5.4	3.0	3.8	5.0	3.6	3.7	4.3	4.5	3.7	5.0	5.2	3.4	3.4	2.3	1.3
<i>Item 12503 Subject A14a</i>	<i>N 2160</i>	<i>999</i>	<i>1099</i>	<i>1489</i>	<i>246</i>	<i>425</i>	<i>584</i>	<i>772</i>	<i>380</i>	<i>1675</i>	<i>417</i>	<i>1066</i>	<i>442</i>	<i>225</i>	<i>353</i>	<i>48</i>
<b>E02D:</b> Try "crack" cocaine once or twice																
1. No risk	5.4	5.8	4.6	4.2	9.1	6.1	5.8	5.2	4.5	4.2	9.9	4.4	4.3	3.2	9.1	10.2
2. Slight risk	14.3	13.0	15.6	14.5	4.8	15.1	17.4	10.9	15.3	13.5	18.5	12.0	13.3	16.2	20.3	19.6
3. Moderate risk	20.4	18.5	22.4	21.2	16.0	17.3	20.8	20.2	23.3	21.9	14.9	20.4	19.8	26.6	17.2	26.8
4. Great risk	56.0	57.7	54.4	56.5	64.9	57.8	52.9	59.5	51.7	56.7	52.1	58.3	59.5	50.7	50.5	42.1
5. Can't say, drug unfamiliar	3.9	5.1	3.0	3.6	5.2	3.7	3.1	4.1	5.1	3.6	4.6	5.0	3.1	3.3	2.8	1.3
<i>Item 12504 Subject A14a</i>	<i>N 2154</i>	<i>997</i>	<i>1097</i>	<i>1482</i>	<i>247</i>	<i>425</i>	<i>583</i>	<i>766</i>	<i>380</i>	<i>1676</i>	<i>412</i>	<i>1067</i>	<i>443</i>	<i>221</i>	<i>351</i>	<i>47</i>
<b>E02E:</b> Take "crack" cocaine occasionally																
1. No risk	3.6	4.8	1.8	2.1	9.0	2.9	3.7	4.4	2.7	2.9	6.0	3.5	2.9	1.3	2.9	10.4
2. Slight risk	3.1	3.5	2.8	2.6	2.8	2.5	3.4	3.3	2.9	2.4	5.6	1.2	2.5	4.2	8.2	11.2
3. Moderate risk	17.8	13.9	21.4	19.3	8.9	20.8	22.6	11.6	19.4	17.1	22.7	17.3	14.9	19.0	22.8	13.5
4. Great risk	71.4	72.5	70.9	72.2	74.4	70.2	66.8	76.3	69.8	73.9	60.6	72.8	76.4	72.2	63.3	63.6
5. Can't say, drug unfamiliar	4.1	5.4	3.0	3.8	4.9	3.6	3.4	4.4	5.1	3.8	5.0	5.2	3.4	3.3	2.8	1.3
<i>Item 12505 Subject A14a</i>	<i>N 2154</i>	<i>999</i>	<i>1093</i>	<i>1482</i>	<i>247</i>	<i>426</i>	<i>582</i>	<i>766</i>	<i>380</i>	<i>1674</i>	<i>415</i>	<i>1068</i>	<i>442</i>	<i>222</i>	<i>349</i>	<i>48</i>
<b>E02F:</b> Take "crack" cocaine regularly																
1. No risk	3.3	4.4	1.8	2.0	7.6	2.9	3.5	3.9	2.4	2.6	6.1	3.5	2.5	1.0	2.9	8.3
2. Slight risk	1.0	1.4	0.6	0.6	1.5	0.9	0.8	0.9	1.7	0.6	2.9	0.5	1.1	2.4	1.4	1.0
3. Moderate risk	3.6	4.2	3.1	3.3	1.9	3.0	2.8	4.5	3.6	3.0	6.4	2.9	2.5	5.3	5.5	8.0
4. Great risk	88.0	84.7	91.4	90.5	83.5	89.6	89.4	86.5	87.2	90.0	80.0	88.0	91.0	87.6	87.3	81.4
5. Can't say, drug unfamiliar	4.1	5.3	3.0	3.7	5.6	3.6	3.6	4.2	5.1	3.7	4.6	5.0	3.0	3.7	2.8	1.3
<i>Item 12506 Subject A14a</i>	<i>N 2156</i>	<i>999</i>	<i>1096</i>	<i>1483</i>	<i>247</i>	<i>425</i>	<i>583</i>	<i>768</i>	<i>380</i>	<i>1675</i>	<i>413</i>	<i>1066</i>	<i>443</i>	<i>225</i>	<i>350</i>	<i>47</i>
<b>E02G:</b> Try PCP once or twice																
1. No risk	5.9	6.9	4.5	4.8	9.5	5.8	5.7	6.5	5.0	5.1	8.8	4.1	4.7	3.1	11.1	18.8
2. Slight risk	14.8	13.3	15.9	15.6	5.1	19.9	17.5	10.1	14.5	13.6	19.0	11.9	12.6	14.0	25.8	17.7
3. Moderate risk	19.2	19.7	19.1	20.7	14.5	19.2	19.8	16.8	23.2	20.9	13.4	18.8	18.3	23.5	18.2	29.6
4. Great risk	51.0	51.5	50.6	50.0	60.1	47.7	48.6	54.9	50.4	51.1	50.8	54.9	54.6	50.2	38.6	32.6
5. Can't say, drug unfamiliar	9.1	8.6	9.8	8.9	10.8	7.5	8.4	11.6	6.9	9.2	8.1	10.3	9.7	9.2	6.2	1.3
<i>Item 12415 Subject A14a</i>	<i>N 2154</i>	<i>999</i>	<i>1095</i>	<i>1484</i>	<i>247</i>	<i>423</i>	<i>583</i>	<i>769</i>	<i>379</i>	<i>1672</i>	<i>415</i>	<i>1065</i>	<i>442</i>	<i>225</i>	<i>350</i>	<i>48</i>
<b>E02H:</b> Try crystal meth ("ice")																
1. No risk	5.6	6.4	4.3	4.2	8.7	5.6	5.8	6.1	4.4	4.9	7.4	4.3	3.2	2.6	10.5	15.8
2. Slight risk	10.9	9.3	11.9	11.5	4.6	14.3	13.6	6.4	11.8	10.0	15.3	8.0	10.9	10.0	17.7	25.7
3. Moderate risk	16.4	17.6	15.7	18.2	9.1	18.3	16.3	15.0	17.2	17.1	13.8	15.4	15.4	22.5	16.8	24.5
4. Great risk	55.3	55.2	55.5	54.6	62.2	51.8	53.3	57.7	57.7	55.3	55.4	59.0	59.2	51.8	46.1	32.7
5. Can't say, drug unfamiliar	11.8	11.4	12.5	11.4	15.3	10.1	11.0	14.8	8.9	12.6	8.1	13.3	11.4	13.1	9.0	1.3
<i>Item 24420 Subject A14a</i>	<i>N 2155</i>	<i>997</i>	<i>1097</i>	<i>1485</i>	<i>247</i>	<i>421</i>	<i>585</i>	<i>769</i>	<i>380</i>	<i>1674</i>	<i>413</i>	<i>1064</i>	<i>443</i>	<i>226</i>	<i>349</i>	<i>48</i>



DESCRIPTIVE RESULTS: 1996

115

QUESTIONNAIRE FORM 2 1996	TOTAL	SEX		RACE		REGION				COLLEGE PLANS?		ILLICIT DRUG USE: LIFETIME					
		M	F	White	Black	NE	NC	S	W	Yes	No	None	Mari- juana Only	Few Pills	More Pills	Any Her- oin	
<i>N (Weighted No. of Cases):</i>	2452	1142	1196	1628	287	516	647	880	409	1821	468	1181	494	256	396	54	
<i>% of Weighted Total:</i>	100.0	46.6	48.8	66.4	11.7	21.0	26.4	35.9	16.7	74.2	19.1	48.1	20.2	10.5	16.2	2.2	
<b>E03:</b> On how many occasions (if any) have you used “crack” cocaine?																	
<b>E03A:</b> . . . in your lifetime?																	
1. 0 occasions	95.9	95.4	96.5	96.2	99.2	95.2	95.3	97.3	95.1	97.2	91.0	100.0	100.0	95.2	84.5	50.9	
2. 1-2	1.8	1.9	1.8	1.9	0.6	2.0	2.2	1.3	1.9	1.0	4.9	-	-	4.5	5.6	20.1	
3. 3-5	0.5	0.3	0.6	0.4	-	0.3	0.6	0.3	0.9	0.4	0.8	-	-	-	3.0	0.8	
4. 6-9	0.6	0.8	0.5	0.5	-	0.8	1.2	-	0.8	0.3	1.9	-	-	-	2.7	8.5	
5. 10-19	0.4	0.7	0.3	0.6	-	0.3	0.4	0.7	0.3	0.6	*	-	-	-	1.8	7.0	
6. 20-39	*	-	*	*	-	-	-	-	0.2	*	-	-	-	-	0.1	0.9	
7. 40 or more	0.7	0.9	0.3	0.4	0.1	1.4	0.3	0.5	0.8	0.4	1.4	-	-	0.3	2.3	11.8	
<i>Item 22260 Subject A01a</i>	<i>N</i>	<i>2145</i>	<i>984</i>	<i>1099</i>	<i>1474</i>	<i>244</i>	<i>422</i>	<i>580</i>	<i>760</i>	<i>383</i>	<i>1662</i>	<i>414</i>	<i>1071</i>	<i>436</i>	<i>226</i>	<i>340</i>	<i>48</i>
<b>E03B:</b> . . . during the last 12 months?																	
1. 0 occasions	97.3	96.9	97.8	97.6	99.9	96.4	96.5	98.6	96.9	98.2	94.1	100.0	100.0	99.1	89.4	59.3	
2. 1-2	1.0	1.1	0.9	1.0	-	1.6	1.1	0.5	1.1	0.5	2.5	-	-	0.5	3.4	17.2	
3. 3-5	0.8	0.5	0.9	0.9	-	0.4	1.9	0.3	0.3	0.6	1.4	-	-	-	3.7	8.1	
4. 6-9	0.2	0.4	0.1	0.1	-	0.1	-	0.1	0.8	0.1	0.7	-	-	-	0.9	2.9	
5. 10-19	0.3	0.5	*	0.2	-	0.3	0.1	0.1	0.8	0.2	0.6	-	-	-	1.1	3.8	
6. 20-39	0.1	0.1	0.1	0.1	0.1	0.5	-	-	-	0.1	-	-	-	-	0.1	3.3	
7. 40 or more	0.4	0.5	0.2	0.2	-	0.8	0.3	0.3	0.1	0.2	0.6	-	-	0.3	1.4	5.4	
<i>Item 22270 Subject A01b</i>	<i>N</i>	<i>2153</i>	<i>990</i>	<i>1100</i>	<i>1477</i>	<i>244</i>	<i>425</i>	<i>584</i>	<i>762</i>	<i>382</i>	<i>1669</i>	<i>415</i>	<i>1076</i>	<i>437</i>	<i>226</i>	<i>342</i>	<i>49</i>
<b>E03C:</b> . . . during the last 30 days?																	
1. 0 occasions	98.6	98.4	98.8	98.8	99.9	98.2	98.0	99.4	98.1	98.9	97.0	100.0	100.0	99.7	93.9	80.7	
2. 1-2	0.4	0.4	0.5	0.6	-	0.6	0.9	0.1	0.3	0.4	0.6	-	-	-	1.7	8.1	
3. 3-5	0.4	0.3	0.4	0.5	-	-	1.0	0.1	0.1	0.3	0.5	-	-	-	1.9	2.1	
4. 6-9	0.3	0.5	0.1	-	-	0.3	-	-	1.3	0.1	1.2	-	-	-	1.8	-	
5. 10-19	0.1	0.1	0.2	0.1	0.1	0.5	0.1	-	-	0.2	-	-	-	-	0.3	3.8	
6. 20-39	0.1	0.2	-	-	-	-	-	0.2	0.1	-	0.5	-	-	-	-	4.6	
7. 40 or more	0.1	0.1	-	-	-	0.4	-	0.1	-	0.1	0.1	-	-	0.3	0.4	0.8	
<i>Item 22280 Subject A01c</i>	<i>N</i>	<i>2154</i>	<i>991</i>	<i>1099</i>	<i>1478</i>	<i>245</i>	<i>425</i>	<i>584</i>	<i>762</i>	<i>382</i>	<i>1669</i>	<i>415</i>	<i>1075</i>	<i>438</i>	<i>226</i>	<i>342</i>	<i>49</i>
<b>E04:</b> On how many occasions (if any) have you used PCP?																	
<b>E04A:</b> . . . in your lifetime?																	
1. 0 occasions	96.3	95.6	97.0	95.9	100.0	94.3	96.3	97.4	96.1	96.6	94.9	100.0	100.0	96.1	85.9	53.5	
2. 1-2	2.1	2.5	1.6	2.5	-	2.9	2.8	1.1	1.8	2.1	2.0	-	-	3.6	7.3	22.2	
3. 3-5	0.8	0.9	0.7	0.9	-	1.2	0.5	0.6	1.0	0.6	1.5	-	-	-	3.9	6.0	
4. 6-9	0.3	0.2	0.4	0.3	-	0.7	0.2	0.3	-	0.3	-	-	-	-	1.2	5.0	
5. 10-19	0.1	0.1	0.1	*	-	-	0.1	-	0.2	0.1	-	-	-	-	0.2	1.3	
6. 20-39	0.1	*	0.2	0.2	-	0.4	-	0.2	-	0.1	0.3	-	-	-	-	5.9	
7. 40 or more	0.4	0.7	*	0.1	-	0.5	0.2	0.3	0.8	0.2	1.4	-	-	0.3	1.5	6.1	
<i>Item 1181 Subject A01a</i>	<i>N</i>	<i>2142</i>	<i>981</i>	<i>1098</i>	<i>1474</i>	<i>243</i>	<i>420</i>	<i>581</i>	<i>759</i>	<i>382</i>	<i>1659</i>	<i>413</i>	<i>1067</i>	<i>434</i>	<i>226</i>	<i>343</i>	<i>49</i>
<b>E04B:</b> . . . during the last 12 months?																	
1. 0 occasions	97.7	97.5	97.9	97.6	100.0	96.4	97.7	98.5	97.5	97.9	96.7	100.0	100.0	98.6	90.6	71.0	
2. 1-2	1.2	1.1	1.3	1.6	-	1.6	2.0	0.5	0.7	1.2	1.1	-	-	1.1	4.3	15.9	
3. 3-5	0.5	0.6	0.5	0.6	-	0.8	-	0.7	0.8	0.5	0.9	-	-	-	2.9	3.2	
4. 6-9	0.3	0.4	0.2	0.1	-	0.3	0.2	-	0.8	0.1	0.6	-	-	-	1.7	-	
5. 10-19	0.1	0.2	0.1	0.1	-	0.4	0.1	-	0.1	0.1	0.1	-	-	-	-	5.7	
6. 20-39	-	-	-	-	-	-	-	-	-	-	-	-	-	-	-	-	
7. 40 or more	0.2	0.2	-	-	-	0.4	-	0.3	-	0.1	0.5	-	-	0.3	0.4	4.2	
<i>Item 1182 Subject A01b</i>	<i>N</i>	<i>2143</i>	<i>981</i>	<i>1098</i>	<i>1474</i>	<i>244</i>	<i>421</i>	<i>581</i>	<i>759</i>	<i>382</i>	<i>1661</i>	<i>414</i>	<i>1068</i>	<i>435</i>	<i>226</i>	<i>341</i>	<i>49</i>
<b>E04C:</b> . . . during the last 30 days?																	
1. 0 occasions	98.8	98.6	99.1	99.1	100.0	98.5	98.8	99.3	98.3	99.1	97.9	100.0	100.0	99.7	95.1	85.0	
2. 1-2	0.5	0.4	0.6	0.7	-	0.5	1.1	0.2	0.1	0.6	0.1	-	-	-	2.5	3.7	
3. 3-5	0.2	0.4	*	0.1	-	-	-	0.1	0.9	0.1	0.9	-	-	-	0.9	3.2	
4. 6-9	0.2	0.3	0.2	0.1	-	0.6	-	-	0.7	0.1	0.6	-	-	-	1.2	2.5	
5. 10-19	*	0.1	-	-	-	-	0.1	-	-	*	-	-	-	-	-	1.3	
6. 20-39	0.1	0.2	-	-	-	-	-	0.2	-	-	0.4	-	-	-	-	3.5	
7. 40 or more	0.1	0.1	-	-	-	0.4	-	0.1	-	0.1	0.1	-	-	0.3	0.4	0.8	
<i>Item 1183 Subject A01c</i>	<i>N</i>	<i>2146</i>	<i>984</i>	<i>1099</i>	<i>1475</i>	<i>244</i>	<i>422</i>	<i>582</i>	<i>760</i>	<i>382</i>	<i>1662</i>	<i>414</i>	<i>1069</i>	<i>435</i>	<i>226</i>	<i>343</i>	<i>49</i>

\*=less than .05 percent.



QUESTIONNAIRE FORM 2 1996	TOTAL	SEX		RACE		REGION				COLLEGE PLANS?		ILLICIT DRUG USE: LIFETIME				
		M	F	White	Black	NE	NC	S	W	Yes	No	None	Mari- juana Only	Few Pills	More Pills	Any Her- oin
<i>N (Weighted No. of Cases):</i>	2452	1142	1196	1628	287	516	647	880	409	1821	468	1181	494	256	396	54
<i>% of Weighted Total:</i>	100.0	46.6	48.8	66.4	11.7	21.0	26.4	35.9	16.7	74.2	19.1	48.1	20.2	10.5	16.2	2.2
<b>E05:</b> On how many occasions (if any) have you used amyl or butyl nitrites?																
<b>E05A:</b> . . . in your lifetime?																
1. 0 occasions	98.4	97.9	99.2	98.8	97.4	97.1	99.1	98.1	99.7	98.6	98.1	100.0	100.0	97.1	96.4	72.2
2. 1-2	0.5	0.7	0.3	0.6	0.3	1.1	-	0.7	0.2	0.5	0.7	-	-	0.5	1.8	7.5
3. 3-5	0.3	-	0.4	0.3	-	0.3	0.5	0.1	0.1	0.3	0.3	-	-	-	1.1	3.8
4. 6-9	*	0.1	-	*	-	0.1	-	-	-	*	-	-	-	0.3	-	-
5. 10-19	0.3	0.7	-	0.1	1.6	0.2	0.1	0.7	-	0.3	-	-	-	1.8	-	5.7
6. 20-39	0.1	0.2	*	*	0.7	0.1	0.3	-	-	-	0.1	-	-	-	-	0.8
7. 40 or more	0.4	0.5	0.1	0.1	-	1.0	-	0.5	-	0.3	0.8	-	-	0.3	0.7	10.1
<i>Item 1184 Subject A01a</i>	<i>N</i> 2134	978	1095	1464	245	419	579	757	379	1657	410	1068	432	221	341	47
<b>E05B:</b> . . . during the last 12 months?																
1. 0 occasions	98.6	98.3	99.3	99.1	97.4	97.4	99.1	98.6	99.6	98.9	98.3	100.0	100.0	97.1	97.0	77.4
2. 1-2	0.5	0.6	0.4	0.5	0.9	1.1	0.6	0.2	0.4	0.4	0.6	-	-	0.7	1.4	6.9
3. 3-5	0.2	0.1	0.2	0.1	-	0.4	0.2	0.1	-	0.2	0.3	-	-	-	1.2	-
4. 6-9	0.2	0.5	-	0.1	1.6	-	-	0.7	-	0.3	-	-	-	1.8	-	2.2
5. 10-19	0.1	0.2	-	0.1	-	0.3	0.1	-	-	0.1	-	-	-	-	-	4.3
6. 20-39	*	-	*	-	-	-	-	*	-	-	*	-	-	-	-	0.4
7. 40 or more	0.3	0.3	0.1	0.1	-	0.7	-	0.4	-	0.2	0.7	-	-	0.3	0.4	8.8
<i>Item 1185 Subject A01b</i>	<i>N</i> 2141	983	1096	1467	246	421	579	761	379	1662	410	1070	435	223	341	47
<b>E05C:</b> . . . during the last 30 days?																
1. 0 occasions	99.5	99.3	99.9	99.8	100.0	98.9	99.6	99.4	100.0	99.6	98.9	100.0	100.0	99.7	98.8	86.2
2. 1-2	0.1	0.2	-	0.1	-	0.4	-	-	-	0.1	-	-	-	-	0.3	1.0
3. 3-5	0.1	0.1	-	0.1	-	-	0.2	0.1	-	0.1	0.3	-	-	-	0.4	2.2
4. 6-9	-	-	-	-	-	-	-	-	-	-	-	-	-	-	-	-
5. 10-19	0.1	0.2	-	-	-	-	0.1	0.2	-	*	0.4	-	-	-	-	5.0
6. 20-39	0.1	-	0.1	0.1	-	0.3	-	*	-	0.1	*	-	-	-	-	3.1
7. 40 or more	0.2	0.2	-	-	-	0.4	-	0.2	-	0.1	0.3	-	-	0.3	0.4	2.5
<i>Item 1186 Subject A01c</i>	<i>N</i> 2141	983	1097	1468	245	422	579	760	380	1660	412	1071	433	224	341	47
<b>E06:</b> Steroids, or anabolic steroids, are sometimes prescribed by doctors to promote healing from certain types of injuries. Some athletes, and others, have used them to try to increase muscle development. On how many occasions (if any) have you taken steroids on your own—that is, without a doctor telling you to take them . . .																
<b>E06A:</b> . . . in your lifetime?																
1. 0 occasions	98.4	97.2	99.6	98.7	99.0	98.6	97.2	98.7	99.5	98.7	97.5	100.0	100.0	96.1	95.7	79.9
2. 1-2	0.6	0.8	0.3	0.8	0.3	0.5	1.1	0.4	0.4	0.5	0.9	-	-	2.4	1.7	3.0
3. 3-5	0.1	0.1	-	0.1	-	0.3	-	-	-	-	0.3	-	-	0.5	-	-
4. 6-9	0.3	0.7	-	0.2	-	0.1	1.1	-	-	0.3	0.4	-	-	0.5	1.6	-
5. 10-19	0.1	0.2	*	*	-	0.1	0.4	-	-	*	0.5	-	-	-	0.5	2.1
6. 20-39	0.3	0.6	-	0.1	0.1	-	-	0.7	0.1	0.3	0.1	-	-	0.1	-	11.4
7. 40 or more	0.3	0.4	*	*	0.7	0.5	0.3	0.2	-	0.2	0.3	-	-	0.3	0.4	3.7
<i>Item 22690 Subject A01a</i>	<i>N</i> 2130	977	1091	1466	243	420	582	754	374	1657	409	1064	433	224	336	48
<b>E06B:</b> . . . during the last 12 months?																
1. 0 occasions	98.9	97.9	99.9	99.5	99.0	99.0	98.1	99.0	99.9	99.0	98.8	100.0	100.0	98.9	96.5	83.3
2. 1-2	0.3	0.5	0.1	0.4	0.3	0.4	0.7	0.1	-	0.3	0.2	-	-	0.7	1.4	-
3. 3-5	0.2	0.3	-	-	0.7	-	0.6	-	-	-	0.4	-	-	-	0.5	-
4. 6-9	0.2	0.4	-	*	0.1	0.1	0.6	*	-	0.2	0.1	-	-	0.1	1.1	-
5. 10-19	0.1	0.2	-	0.1	-	-	0.1	0.1	0.1	0.1	0.1	-	-	-	-	4.5
6. 20-39	0.2	0.4	-	*	-	0.1	-	0.5	-	0.3	-	-	-	-	-	9.3
7. 40 or more	0.2	0.2	*	-	-	0.4	-	0.2	-	0.1	0.3	-	-	0.3	0.4	2.9
<i>Item 22700 Subject A01b</i>	<i>N</i> 2136	980	1094	1469	243	421	583	753	379	1659	411	1070	433	224	337	47
<b>E06C:</b> . . . during the last 30 days?																
1. 0 occasions	99.4	99.0	99.9	99.8	99.7	99.3	98.7	99.8	99.9	99.5	98.9	100.0	100.0	99.4	97.5	93.8
2. 1-2	0.2	0.4	0.1	0.1	0.3	0.2	0.6	-	-	0.1	0.6	-	-	0.3	1.1	-
3. 3-5	*	*	-	*	-	0.1	-	-	-	*	-	-	-	-	-	0.8
4. 6-9	0.2	0.3	-	-	-	-	0.6	-	-	0.2	-	-	-	-	1.0	-
5. 10-19	0.1	0.1	-	*	-	-	0.1	-	0.1	*	0.1	-	-	-	-	2.3
6. 20-39	-	-	-	-	-	-	-	-	-	-	-	-	-	-	-	-
7. 40 or more	0.2	0.2	*	-	-	0.4	-	0.2	-	0.1	0.3	-	-	0.3	0.4	3.0
<i>Item 22710 Subject A01c</i>	<i>N</i> 2134	979	1093	1465	244	423	582	752	377	1659	411	1070	433	224	335	46

\* = less than .05 percent.



DESCRIPTIVE RESULTS: 1996

117

QUESTIONNAIRE FORM 2 1996	TOTAL	SEX		RACE		REGION				COLLEGE PLANS?		ILLICIT DRUG USE: LIFETIME				
		M	F	White	Black	NE	NC	S	W	Yes	No	None	Mari- juana Only	Few Pills	More Pills	Any Her- oin
<i>N (Weighted No. of Cases):</i>	2452	1142	1196	1628	287	516	647	880	409	1821	468	1181	494	256	396	54
<i>% of Weighted Total:</i>	100.0	46.6	48.8	66.4	11.7	21.0	26.4	35.9	16.7	74.2	19.1	48.1	20.2	10.5	16.2	2.2
<b>E07:</b> What methods have you used for taking steroids on your own? (Mark all that apply.)																
A. Injection	11.7	11.5	16.9	15.1	-	13.7	-	15.2	43.7	6.6	21.6	-	-	-	7.4	27.5
B. By mouth	92.5	90.8	100.0	89.6	100.0	100.0	100.0	87.2	72.4	93.4	90.7	-	-	100.0	92.6	86.1
<i>Item 23790-23800 Subject A05d</i>	<i>N 24</i>	<i>20</i>	<i>3</i>	<i>17</i>	<i>1</i>	<i>3</i>	<i>10</i>	<i>8</i>	<i>3</i>	<i>16</i>	<i>8</i>	<i>-</i>	<i>-</i>	<i>6</i>	<i>10</i>	<i>8</i>
<b>E08:</b> When (if ever) did you FIRST do each of the following things?																
<b>E08A:</b> Try "crack" cocaine																
8. Never	96.2	95.8	96.6	96.5	99.3	95.8	94.8	97.6	95.8	97.5	91.0	100.0	100.0	96.0	84.2	47.9
1. Grade 6 or below	0.4	0.5	0.2	*	0.7	0.4	0.3	0.6	-	0.3	0.4	-	-	1.2	0.5	5.6
2. Grade 7	0.1	0.2	0.1	0.1	-	-	-	0.4	-	0.1	0.5	-	-	0.5	0.6	-
3. Grade 8	0.2	0.3	0.1	-	-	0.3	-	-	0.9	0.1	0.8	-	-	-	0.8	4.5
4. Grade 9 (Freshman)	0.4	0.4	0.3	0.4	-	0.4	0.2	0.4	0.3	0.2	1.2	-	-	1.1	1.1	4.2
5. Grade 10 (Sophomore)	0.8	1.2	0.6	0.7	-	0.4	1.5	0.4	1.2	0.5	2.0	-	-	0.4	3.7	12.9
6. Grade 11 (Junior)	1.0	0.7	1.4	1.5	-	2.0	1.6	0.2	0.8	0.9	1.6	-	-	0.7	4.3	17.3
7. Grade 12 (Senior)	0.9	0.9	0.8	0.8	-	0.6	1.6	0.4	1.0	0.5	2.6	-	-	-	4.9	7.6
<i>Item 5661 Subject A01g</i>	<i>N 2061</i>	<i>931</i>	<i>1070</i>	<i>1422</i>	<i>238</i>	<i>405</i>	<i>569</i>	<i>724</i>	<i>363</i>	<i>1604</i>	<i>389</i>	<i>1050</i>	<i>424</i>	<i>209</i>	<i>316</i>	<i>37</i>
<b>E08B:</b> Try any other form of cocaine																
8. Never	94.3	93.4	95.5	94.2	98.7	92.6	94.2	96.0	93.3	95.5	90.4	100.0	100.0	96.3	74.3	25.4
1. Grade 6 or below	0.3	0.2	0.3	*	-	0.7	-	0.5	-	0.3	0.4	-	-	0.9	0.8	5.9
2. Grade 7	0.1	0.1	0.1	0.1	0.3	-	0.1	-	0.4	*	0.3	-	-	0.3	0.2	1.6
3. Grade 8	0.3	0.5	0.1	0.1	-	0.6	-	0.1	0.7	0.2	0.7	-	-	-	1.2	5.5
4. Grade 9 (Freshman)	0.5	0.7	0.4	0.5	0.7	0.7	-	0.4	1.5	0.5	0.9	-	-	-	2.2	11.3
5. Grade 10 (Sophomore)	1.3	1.6	1.0	1.1	0.3	1.8	1.6	0.6	1.6	0.8	2.0	-	-	0.7	6.0	15.7
6. Grade 11 (Junior)	1.8	2.3	1.5	2.5	-	2.6	2.2	1.1	1.8	1.7	2.2	-	-	0.6	8.4	26.3
7. Grade 12 (Senior)	1.3	1.3	1.1	1.4	-	1.0	2.0	1.4	0.7	1.0	3.1	-	-	1.2	6.9	8.4
<i>Item 5662 Subject A01g</i>	<i>N 2059</i>	<i>939</i>	<i>1061</i>	<i>1418</i>	<i>233</i>	<i>407</i>	<i>567</i>	<i>719</i>	<i>366</i>	<i>1603</i>	<i>392</i>	<i>1048</i>	<i>426</i>	<i>207</i>	<i>320</i>	<i>36</i>
<b>E08C:</b> Try PCP																
8. Never	96.3	95.5	97.1	96.0	100.0	94.5	96.5	97.1	96.5	96.8	94.5	100.0	100.0	96.9	85.8	49.3
1. Grade 6 or below	0.2	0.3	-	-	-	0.4	-	0.3	-	0.1	0.4	-	-	0.4	0.4	3.8
2. Grade 7	0.1	0.2	-	0.1	-	0.1	0.2	-	0.2	0.1	0.1	-	-	-	0.4	2.1
3. Grade 8	0.5	0.8	0.2	0.5	-	0.5	-	0.6	1.2	0.3	1.6	-	-	-	2.1	8.3
4. Grade 9 (Freshman)	0.4	0.4	0.4	0.5	-	0.4	-	0.8	0.3	0.4	0.6	-	-	0.8	0.9	9.0
5. Grade 10 (Sophomore)	0.6	0.7	0.5	0.6	-	1.4	0.3	0.3	0.5	0.6	0.6	-	-	0.7	1.5	11.1
6. Grade 11 (Junior)	1.2	1.5	1.1	1.5	-	1.6	2.5	0.3	0.7	1.1	1.3	-	-	0.6	5.3	15.1
7. Grade 12 (Senior)	0.7	0.7	0.7	0.7	-	1.1	0.5	0.5	0.7	0.7	0.9	-	-	0.6	3.6	1.4
<i>Item 5686 Subject A01g</i>	<i>N 2078</i>	<i>956</i>	<i>1061</i>	<i>1431</i>	<i>236</i>	<i>406</i>	<i>564</i>	<i>740</i>	<i>368</i>	<i>1620</i>	<i>394</i>	<i>1043</i>	<i>424</i>	<i>212</i>	<i>332</i>	<i>45</i>
<b>E08D:</b> Try amyl or butyl nitrites																
8. Never	98.5	97.8	99.4	98.9	97.6	98.1	99.0	97.9	99.4	98.8	98.0	100.0	100.0	97.3	96.6	73.8
1. Grade 6 or below	0.3	0.5	-	-	0.7	0.4	0.3	0.3	0.2	0.1	0.6	-	-	0.4	0.4	4.9
2. Grade 7	*	*	-	*	-	0.1	-	-	-	*	-	-	-	-	-	0.8
3. Grade 8	-	-	-	-	-	-	-	-	-	-	-	-	-	-	-	-
4. Grade 9 (Freshman)	0.3	0.4	0.3	0.4	-	0.6	0.3	0.4	-	0.4	0.1	-	-	-	0.6	10.7
5. Grade 10 (Sophomore)	0.5	0.9	0.2	0.4	1.7	0.4	-	1.2	-	0.4	0.8	-	-	1.9	1.1	5.2
6. Grade 11 (Junior)	0.3	0.2	0.2	0.2	-	0.4	0.2	0.2	0.2	0.2	0.5	-	-	0.2	1.2	2.2
7. Grade 12 (Senior)	0.1	0.2	*	0.1	-	0.1	0.1	-	0.2	0.1	0.1	-	-	0.2	0.1	2.3
<i>Item 5687 Subject A01g</i>	<i>N 2078</i>	<i>952</i>	<i>1065</i>	<i>1432</i>	<i>239</i>	<i>402</i>	<i>571</i>	<i>737</i>	<i>368</i>	<i>1619</i>	<i>393</i>	<i>1042</i>	<i>424</i>	<i>210</i>	<i>331</i>	<i>46</i>
<b>E08E:</b> Try crystal meth ("ice")																
8. Never	96.7	95.7	97.7	96.9	100.0	96.4	97.2	97.8	94.0	97.2	95.5	100.0	100.0	98.4	85.6	58.0
1. Grade 6 or below	0.2	0.3	-	*	-	0.5	-	0.2	0.2	0.1	0.6	-	-	-	0.5	6.0
2. Grade 7	-	-	-	-	-	-	-	-	-	-	-	-	-	-	-	-
3. Grade 8	0.3	0.5	0.2	0.2	-	0.1	0.3	-	1.3	0.2	0.9	-	-	0.7	1.1	5.1
4. Grade 9 (Freshman)	0.6	1.0	0.2	0.5	-	0.4	-	0.8	1.1	0.4	0.6	-	-	-	2.4	8.1
5. Grade 10 (Sophomore)	0.7	0.5	0.8	0.7	-	1.2	0.4	0.6	1.0	0.7	0.7	-	-	-	4.0	4.7
6. Grade 11 (Junior)	0.8	1.1	0.6	0.9	-	0.7	1.2	0.1	1.6	0.6	1.1	-	-	-	3.6	11.1
7. Grade 12 (Senior)	0.7	0.9	0.5	0.7	-	0.6	0.9	0.4	0.8	0.7	0.7	-	-	1.0	2.8	6.9
<i>Item 24430 Subject A01g</i>	<i>N 2047</i>	<i>938</i>	<i>1049</i>	<i>1411</i>	<i>234</i>	<i>401</i>	<i>566</i>	<i>720</i>	<i>360</i>	<i>1599</i>	<i>388</i>	<i>1040</i>	<i>423</i>	<i>203</i>	<i>313</i>	<i>44</i>

\*=less than .05 percent.



## MONITORING THE FUTURE

QUESTIONNAIRE FORM 2 1996	TOTAL	SEX		RACE		REGION				COLLEGE PLANS?		ILLICIT DRUG USE: LIFETIME					
		M	F	White	Black	NE	NC	S	W	Yes	No	None	Mari- juana Only	Few Pills	More Pills	Any Her- oin	
<i>N (Weighted No. of Cases):</i>	2452	1142	1196	1628	287	516	647	880	409	1821	468	1181	494	256	396	54	
<i>% of Weighted Total:</i>	100.0	46.6	48.8	66.4	11.7	21.0	26.4	35.9	16.7	74.2	19.1	48.1	20.2	10.5	16.2	2.2	
<b>E08F:</b> Try steroids (anabolic steroids)																	
8. Never	98.5	97.2	99.7	98.9	98.9	98.9	97.2	98.8	99.5	98.7	97.9	100.0	100.0	96.6	95.7	81.5	
1. Grade 6 or below	0.2	0.3	-	-	0.7	0.3	0.3	0.2	-	0.1	0.2	-	-	0.4	0.4	1.8	
2. Grade 7	-	-	-	-	-	-	-	-	-	-	-	-	-	-	-	-	
3. Grade 8	0.2	0.4	-	-	-	-	0.6	-	-	0.2	-	-	-	-	1.0	-	
4. Grade 9 (Freshman)	0.3	0.5	*	0.3	0.1	0.2	0.4	0.3	0.1	0.1	0.8	-	-	0.8	0.5	5.2	
5. Grade 10 (Sophomore)	0.2	0.4	0.1	0.4	-	0.2	0.5	-	0.4	0.2	0.5	-	-	0.8	0.9	0.9	
6. Grade 11 (Junior)	0.2	0.5	-	0.3	-	-	0.7	0.1	-	0.2	0.3	-	-	1.2	0.6	-	
7. Grade 12 (Senior)	0.4	0.7	0.1	0.2	0.3	0.4	0.4	0.6	-	0.4	0.2	-	-	0.3	0.8	10.6	
<i>Item 23810 Subject A01g</i>	<i>N</i>	<i>2064</i>	<i>945</i>	<i>1061</i>	<i>1427</i>	<i>232</i>	<i>407</i>	<i>568</i>	<i>721</i>	<i>368</i>	<i>1608</i>	<i>395</i>	<i>1043</i>	<i>419</i>	<i>204</i>	<i>330</i>	<i>44</i>
<b>E09:</b> How difficult do you think it would be for you to get each of the following, if you wanted some?																	
<b>E09A:</b> "Crack" cocaine																	
1. Probably impossible	17.9	19.5	15.9	15.6	25.5	14.6	17.9	19.5	18.0	17.6	19.2	22.4	17.8	15.1	6.0	9.5	
2. Very difficult	17.1	18.4	16.4	18.7	11.3	19.6	18.7	14.5	17.0	18.1	13.8	19.2	18.8	14.4	12.8	1.7	
3. Fairly difficult	24.4	21.4	26.5	27.1	9.3	28.5	23.3	22.3	25.6	24.6	22.4	24.0	24.4	24.2	25.9	23.2	
4. Fairly easy	25.4	23.4	27.8	28.0	18.7	26.7	24.4	25.0	26.5	26.4	23.3	23.3	21.1	30.9	32.7	43.0	
5. Very easy	15.3	17.3	13.4	10.6	35.2	10.6	15.6	18.7	12.9	13.4	21.3	11.1	18.0	15.4	22.6	22.5	
<i>Item 6811 Subject A03a</i>	<i>N</i>	<i>2081</i>	<i>955</i>	<i>1064</i>	<i>1443</i>	<i>232</i>	<i>404</i>	<i>570</i>	<i>740</i>	<i>367</i>	<i>1615</i>	<i>400</i>	<i>1034</i>	<i>426</i>	<i>211</i>	<i>339</i>	<i>47</i>
<b>E09B:</b> Cocaine in powder form																	
1. Probably impossible	17.4	18.4	16.1	15.0	25.7	14.0	17.3	18.9	18.3	16.8	19.6	22.0	17.4	14.6	6.5	1.0	
2. Very difficult	16.0	16.6	15.9	17.3	12.1	18.2	18.7	12.9	15.6	16.8	13.0	18.8	18.8	13.6	7.4	3.4	
3. Fairly difficult	22.2	21.0	22.9	23.7	11.1	23.5	22.9	20.6	23.0	23.1	18.0	22.6	24.5	21.0	19.8	15.9	
4. Fairly easy	26.8	25.1	28.6	29.8	20.2	30.1	24.4	26.9	26.6	27.0	27.0	25.6	22.9	31.8	32.2	32.7	
5. Very easy	17.6	18.9	16.5	14.2	30.9	14.2	16.6	20.8	16.5	16.3	22.3	11.0	16.5	19.0	34.1	47.0	
<i>Item 6812 Subject A03a</i>	<i>N</i>	<i>2080</i>	<i>953</i>	<i>1066</i>	<i>1443</i>	<i>231</i>	<i>402</i>	<i>572</i>	<i>740</i>	<i>366</i>	<i>1615</i>	<i>399</i>	<i>1034</i>	<i>426</i>	<i>211</i>	<i>339</i>	<i>47</i>
<b>E09C:</b> PCP																	
1. Probably impossible	21.3	21.9	20.2	17.6	36.7	17.0	20.6	24.8	20.2	19.5	26.8	24.1	24.8	17.8	11.5	4.6	
2. Very difficult	20.6	21.9	20.2	21.8	17.5	22.9	21.7	19.2	19.3	21.7	17.3	22.2	20.5	21.0	15.8	26.6	
3. Fairly difficult	27.6	23.8	30.3	30.4	14.7	28.9	26.6	27.5	27.6	28.4	25.1	27.4	27.5	26.5	29.7	22.1	
4. Fairly easy	20.2	20.4	20.3	21.9	14.8	23.0	20.3	16.9	23.4	20.9	18.1	19.1	17.2	23.5	24.7	24.4	
5. Very easy	10.3	12.0	9.0	8.3	16.3	8.2	10.8	11.6	9.5	9.5	12.7	7.1	10.0	11.2	18.3	22.3	
<i>Item 6771 Subject A03a</i>	<i>N</i>	<i>2065</i>	<i>949</i>	<i>1054</i>	<i>1428</i>	<i>230</i>	<i>405</i>	<i>569</i>	<i>725</i>	<i>366</i>	<i>1602</i>	<i>396</i>	<i>1023</i>	<i>423</i>	<i>209</i>	<i>339</i>	<i>46</i>
<b>E09D:</b> Amyl or butyl nitrites																	
1. Probably impossible	24.4	25.5	23.0	20.8	37.4	19.3	24.6	27.3	24.1	22.5	29.7	26.1	25.0	23.7	18.0	24.1	
2. Very difficult	21.7	23.2	20.7	22.9	20.1	25.3	23.1	20.3	18.4	22.8	17.8	21.9	24.8	18.7	19.9	21.8	
3. Fairly difficult	30.0	24.4	34.7	32.8	17.3	33.2	28.7	27.1	34.0	31.0	26.6	28.3	33.1	29.5	32.8	22.9	
4. Fairly easy	16.0	16.7	15.7	17.3	12.5	16.2	13.8	17.1	17.0	16.2	16.8	17.4	10.4	21.8	15.5	16.4	
5. Very easy	7.9	10.2	5.9	6.3	12.7	6.0	9.8	8.1	6.5	7.5	9.1	6.3	6.6	6.3	13.8	14.9	
<i>Item 22350 Subject A03a</i>	<i>N</i>	<i>2054</i>	<i>944</i>	<i>1050</i>	<i>1421</i>	<i>230</i>	<i>402</i>	<i>566</i>	<i>721</i>	<i>364</i>	<i>1596</i>	<i>395</i>	<i>1019</i>	<i>422</i>	<i>208</i>	<i>335</i>	<i>46</i>
<b>E09E:</b> Crystal meth ("ice")																	
1. Probably impossible	23.9	25.3	22.1	20.1	38.2	19.8	24.0	27.3	21.6	22.4	28.7	27.0	26.1	24.3	11.6	17.2	
2. Very difficult	21.2	21.5	21.1	22.6	20.1	24.5	23.0	19.5	18.1	21.9	18.7	22.1	22.2	18.9	19.9	16.4	
3. Fairly difficult	28.0	25.1	30.3	30.3	18.0	31.5	28.9	26.6	25.5	29.3	22.1	28.0	29.8	25.8	29.4	12.1	
4. Fairly easy	17.6	16.7	18.8	19.1	9.5	17.8	13.6	16.8	24.9	18.0	18.4	16.4	12.8	23.8	23.3	20.0	
5. Very easy	9.4	11.5	7.7	7.9	14.2	6.4	10.6	9.8	9.8	8.5	12.1	6.4	9.0	7.2	15.9	34.3	
<i>Item 24410 Subject A03a</i>	<i>N</i>	<i>2057</i>	<i>949</i>	<i>1047</i>	<i>1424</i>	<i>228</i>	<i>401</i>	<i>568</i>	<i>721</i>	<i>367</i>	<i>1597</i>	<i>397</i>	<i>1018</i>	<i>424</i>	<i>208</i>	<i>336</i>	<i>47</i>
<b>E09F:</b> Steroids (anabolic steroids)																	
1. Probably impossible	18.5	19.2	17.2	14.2	33.4	13.3	17.1	20.6	22.2	16.5	23.9	19.6	21.3	15.3	13.0	15.8	
2. Very difficult	15.1	13.8	16.5	15.7	14.2	17.7	17.6	12.1	14.2	15.1	15.0	15.8	17.4	11.0	12.7	15.9	
3. Fairly difficult	26.1	22.5	29.6	28.1	16.9	28.4	23.3	26.5	26.9	27.5	21.4	26.6	26.9	26.0	24.5	20.0	
4. Fairly easy	24.1	23.8	24.5	27.0	16.7	27.8	24.2	22.2	23.6	24.7	23.2	24.2	21.4	32.0	23.8	16.5	
5. Very easy	16.2	20.6	12.3	15.0	18.8	12.7	17.8	18.5	13.1	16.2	16.4	13.7	13.1	15.6	25.9	31.8	
<i>Item 23060 Subject A03a</i>	<i>N</i>	<i>2069</i>	<i>946</i>	<i>1061</i>	<i>1433</i>	<i>228</i>	<i>398</i>	<i>569</i>	<i>735</i>	<i>368</i>	<i>1607</i>	<i>399</i>	<i>1028</i>	<i>424</i>	<i>209</i>	<i>337</i>	<i>48</i>
<b>E10:</b> Individuals differ in whether or not they disapprove of people doing certain things. Do YOU disapprove of people (who are 18 or older) doing each of the following?																	

\* = less than .05 percent.



QUESTIONNAIRE FORM 2 1996	TOTAL	SEX		RACE		REGION				COLLEGE PLANS?		ILLICIT DRUG USE: LIFETIME				
		M	F	White	Black	NE	NC	S	W	Yes	No	None	Mari- juana Only	Few Pills	More Pills	Any Her- oin
<i>N (Weighted No. of Cases):</i>	2452	1142	1196	1628	287	516	647	880	409	1821	468	1181	494	256	396	54
<i>% of Weighted Total:</i>	100.0	46.6	48.8	66.4	11.7	21.0	26.4	35.9	16.7	74.2	19.1	48.1	20.2	10.5	16.2	2.2
<b>E10A:</b> Smoking one or more packs of cigarettes per day																
1. Don't disapprove	39.1	42.9	35.4	41.3	31.1	41.9	41.9	39.1	32.0	34.4	55.2	24.9	44.2	48.4	66.0	74.0
2. Disapprove	38.4	35.6	41.6	39.7	31.9	37.8	38.0	39.2	37.7	41.4	28.0	43.1	40.9	36.3	24.0	20.0
3. Strongly disapprove	22.5	21.5	23.1	19.0	37.1	20.4	20.1	21.7	30.3	24.2	16.8	32.0	14.9	15.3	10.0	5.9
<i>Item 8560 Subject A11a</i>	<i>N 2091</i>	<i>959</i>	<i>1069</i>	<i>1442</i>	<i>233</i>	<i>403</i>	<i>569</i>	<i>747</i>	<i>372</i>	<i>1621</i>	<i>405</i>	<i>1039</i>	<i>427</i>	<i>211</i>	<i>340</i>	<i>49</i>
<b>E10B:</b> Trying marijuana once or twice																
1. Don't disapprove	48.7	51.1	45.8	50.3	38.5	53.8	52.4	45.1	44.5	46.0	57.3	22.7	71.8	65.9	80.6	94.0
2. Disapprove	27.0	24.0	29.9	27.3	29.1	25.9	26.8	28.8	24.7	28.2	23.0	35.9	20.6	25.1	12.1	3.8
3. Strongly disapprove	24.4	24.9	24.3	22.4	32.4	20.4	20.8	26.1	30.8	25.8	19.6	41.4	7.6	8.9	7.4	2.2
<i>Item 8570 Subject A11a</i>	<i>N 2080</i>	<i>957</i>	<i>1063</i>	<i>1442</i>	<i>228</i>	<i>400</i>	<i>570</i>	<i>745</i>	<i>365</i>	<i>1617</i>	<i>402</i>	<i>1034</i>	<i>426</i>	<i>208</i>	<i>336</i>	<i>49</i>
<b>E10C:</b> Smoking marijuana occasionally																
1. Don't disapprove	38.4	44.0	32.5	38.7	37.7	43.2	41.3	35.2	35.0	36.0	46.3	14.6	57.0	48.3	72.3	87.9
2. Disapprove	29.2	26.1	32.3	29.3	29.3	29.4	28.4	31.3	26.3	29.3	29.7	33.8	30.3	31.1	16.2	8.9
3. Strongly disapprove	32.4	29.9	35.2	31.9	33.0	27.4	30.3	33.6	38.7	34.7	23.9	51.6	12.7	20.6	11.5	3.2
<i>Item 8580 Subject A11a</i>	<i>N 2081</i>	<i>959</i>	<i>1063</i>	<i>1442</i>	<i>228</i>	<i>400</i>	<i>568</i>	<i>742</i>	<i>370</i>	<i>1614</i>	<i>403</i>	<i>1035</i>	<i>429</i>	<i>208</i>	<i>336</i>	<i>48</i>
<b>E10D:</b> Smoking marijuana regularly																
1. Don't disapprove	24.2	30.3	18.0	22.2	28.1	27.8	26.4	22.0	21.3	21.3	33.1	9.1	28.8	28.2	54.9	65.4
2. Disapprove	28.6	28.0	29.0	29.5	28.5	32.1	26.7	29.9	25.2	27.8	31.9	23.4	40.8	33.7	25.5	24.9
3. Strongly disapprove	47.2	41.7	53.0	48.3	43.4	40.1	46.9	48.2	53.5	50.9	35.0	67.5	30.4	38.1	19.6	9.7
<i>Item 8590 Subject A11a</i>	<i>N 2074</i>	<i>951</i>	<i>1062</i>	<i>1439</i>	<i>229</i>	<i>400</i>	<i>568</i>	<i>740</i>	<i>367</i>	<i>1607</i>	<i>403</i>	<i>1031</i>	<i>426</i>	<i>207</i>	<i>336</i>	<i>48</i>
<b>E10E:</b> Trying cocaine in powder form once or twice																
1. Don't disapprove	16.9	19.1	14.5	16.0	16.6	15.0	18.9	16.7	16.1	14.9	23.2	8.3	11.8	19.1	39.2	65.9
2. Disapprove	29.3	27.9	30.4	29.7	24.4	31.9	31.1	27.4	27.7	28.6	32.9	27.5	33.2	38.1	27.1	16.8
3. Strongly disapprove	53.8	53.0	55.2	54.3	59.0	53.1	50.0	55.9	56.2	56.5	43.9	64.2	55.0	42.8	33.7	17.3
<i>Item 23630 Subject A11a</i>	<i>N 2080</i>	<i>958</i>	<i>1064</i>	<i>1440</i>	<i>230</i>	<i>398</i>	<i>570</i>	<i>742</i>	<i>371</i>	<i>1616</i>	<i>401</i>	<i>1034</i>	<i>429</i>	<i>209</i>	<i>336</i>	<i>47</i>
<b>E10F:</b> Taking cocaine powder occasionally																
1. Don't disapprove	10.3	13.1	7.6	9.3	11.0	10.6	11.7	8.6	11.4	8.8	15.5	6.1	6.3	8.4	24.0	47.5
2. Disapprove	24.1	23.1	25.1	23.4	27.1	25.9	22.3	25.4	22.2	22.4	30.5	20.8	23.6	33.2	28.5	28.5
3. Strongly disapprove	65.6	63.7	67.3	67.3	62.0	63.5	66.0	66.0	66.4	68.8	54.0	73.2	70.0	58.3	47.5	24.0
<i>Item 23640 Subject A11a</i>	<i>N 2073</i>	<i>951</i>	<i>1063</i>	<i>1434</i>	<i>230</i>	<i>394</i>	<i>568</i>	<i>740</i>	<i>370</i>	<i>1611</i>	<i>399</i>	<i>1031</i>	<i>426</i>	<i>205</i>	<i>336</i>	<i>48</i>
<b>E10G:</b> Taking cocaine powder regularly																
1. Don't disapprove	7.1	10.5	3.8	5.1	13.3	6.7	7.4	7.4	6.3	6.2	9.2	5.0	6.6	5.6	11.8	24.0
2. Disapprove	19.0	20.0	18.1	18.3	20.2	20.8	17.1	19.2	19.5	16.2	30.4	15.9	16.4	24.6	26.0	36.2
3. Strongly disapprove	73.9	69.5	78.1	76.6	66.5	72.5	75.4	73.4	74.1	77.5	60.4	79.1	77.0	69.8	62.2	39.8
<i>Item 23650 Subject A11a</i>	<i>N 2072</i>	<i>954</i>	<i>1058</i>	<i>1433</i>	<i>229</i>	<i>397</i>	<i>565</i>	<i>740</i>	<i>370</i>	<i>1611</i>	<i>399</i>	<i>1025</i>	<i>428</i>	<i>207</i>	<i>337</i>	<i>49</i>
<b>E10H:</b> Trying "crack" cocaine once or twice																
1. Don't disapprove	12.6	14.8	10.6	11.5	13.8	10.9	14.9	11.5	12.8	11.2	17.2	6.5	10.3	14.5	27.0	45.1
2. Disapprove	26.7	24.4	28.3	26.2	25.0	25.8	30.6	24.8	25.6	25.2	32.3	26.6	26.8	32.9	24.4	15.3
3. Strongly disapprove	60.8	60.8	61.1	62.3	61.3	63.3	54.5	63.7	61.6	63.7	50.5	66.9	62.9	52.6	48.6	39.6
<i>Item 23660 Subject A11a</i>	<i>N 2066</i>	<i>950</i>	<i>1058</i>	<i>1432</i>	<i>228</i>	<i>398</i>	<i>562</i>	<i>739</i>	<i>368</i>	<i>1603</i>	<i>403</i>	<i>1026</i>	<i>427</i>	<i>205</i>	<i>334</i>	<i>49</i>
<b>E10I:</b> Taking "crack" cocaine occasionally																
1. Don't disapprove	8.8	12.4	5.4	7.0	12.5	7.2	9.7	8.6	9.4	7.5	13.0	5.4	7.4	8.3	19.0	21.3
2. Disapprove	21.7	19.5	23.0	20.5	24.2	22.1	21.8	21.5	21.3	19.3	31.1	20.0	19.4	26.8	24.5	25.1
3. Strongly disapprove	69.6	68.1	71.6	72.5	63.3	70.7	68.6	69.9	69.3	73.2	55.9	74.7	73.2	64.9	56.5	53.6
<i>Item 23670 Subject A11a</i>	<i>N 2068</i>	<i>951</i>	<i>1057</i>	<i>1431</i>	<i>230</i>	<i>396</i>	<i>564</i>	<i>740</i>	<i>369</i>	<i>1606</i>	<i>401</i>	<i>1032</i>	<i>426</i>	<i>207</i>	<i>331</i>	<i>49</i>
<b>E10J:</b> Taking "crack" cocaine regularly																
1. Don't disapprove	7.0	10.9	3.4	5.1	12.3	6.4	7.2	7.8	5.8	6.1	9.0	5.1	6.5	8.4	10.5	17.6
2. Disapprove	17.7	18.2	17.3	16.5	19.9	19.2	16.1	17.3	19.5	14.9	28.9	15.4	16.0	21.4	23.8	25.1
3. Strongly disapprove	75.3	71.0	79.3	78.4	67.8	74.4	76.7	74.9	74.8	79.0	62.2	79.4	77.5	70.2	65.7	57.3
<i>Item 23680 Subject A11a</i>	<i>N 2057</i>	<i>953</i>	<i>1049</i>	<i>1427</i>	<i>230</i>	<i>394</i>	<i>566</i>	<i>730</i>	<i>367</i>	<i>1598</i>	<i>396</i>	<i>1029</i>	<i>422</i>	<i>202</i>	<i>332</i>	<i>48</i>



## MONITORING THE FUTURE

QUESTIONNAIRE FORM 2 1996	TOTAL	SEX		RACE		REGION				COLLEGE PLANS?		ILLICIT DRUG USE: LIFETIME				
		M	F	White	Black	NE	NC	S	W	Yes	No	None	Mari- juana Only	Few Pills	More Pills	Any Her- oin
<i>N (Weighted No. of Cases):</i>	2452	1142	1196	1628	287	516	647	880	409	1821	468	1181	494	256	396	54
<i>% of Weighted Total:</i>	100.0	46.6	48.8	66.4	11.7	21.0	26.4	35.9	16.7	74.2	19.1	48.1	20.2	10.5	16.2	2.2
<b>E10K:</b> Trying one or two drinks of an alcoholic beverage (beer, wine, liquor)																
1. Don't disapprove	70.9	71.9	71.0	76.3	47.4	75.8	76.4	68.8	61.4	70.5	71.9	57.5	81.4	81.4	90.7	93.2
2. Disapprove	16.2	14.8	16.6	13.8	27.9	14.1	12.8	18.3	19.7	16.4	16.1	22.4	10.7	16.1	5.1	2.4
3. Strongly disapprove	12.8	13.3	12.4	9.9	24.7	10.1	10.8	12.8	18.9	13.1	12.0	20.1	7.9	2.6	4.3	4.4
<i>Item 8710 Subject A11a</i>	<i>N 2070</i>	<i>956</i>	<i>1055</i>	<i>1433</i>	<i>228</i>	<i>399</i>	<i>567</i>	<i>738</i>	<i>366</i>	<i>1605</i>	<i>402</i>	<i>1026</i>	<i>428</i>	<i>206</i>	<i>334</i>	<i>49</i>
<b>E10L:</b> Taking one or two drinks nearly every day																
1. Don't disapprove	32.6	39.6	26.0	34.2	26.3	32.0	38.9	30.8	27.0	29.3	44.2	19.6	36.0	44.6	55.8	66.6
2. Disapprove	40.8	38.0	43.7	42.1	37.4	43.4	39.1	41.5	39.0	42.0	37.1	42.6	46.6	39.3	33.3	15.8
3. Strongly disapprove	26.7	22.3	30.3	23.8	36.3	24.6	22.1	27.7	34.0	28.7	18.7	37.8	17.4	16.1	11.0	17.6
<i>Item 8720 Subject A11a</i>	<i>N 2072</i>	<i>951</i>	<i>1062</i>	<i>1435</i>	<i>230</i>	<i>399</i>	<i>568</i>	<i>737</i>	<i>368</i>	<i>1609</i>	<i>400</i>	<i>1028</i>	<i>425</i>	<i>207</i>	<i>336</i>	<i>49</i>
<b>E10M:</b> Taking four or five drinks nearly every day																
1. Don't disapprove	14.7	23.1	7.2	13.6	17.5	12.6	16.0	15.6	13.3	11.7	23.9	9.2	15.1	17.8	27.1	29.7
2. Disapprove	30.4	28.0	31.6	31.3	29.2	32.8	31.6	31.4	24.1	28.2	40.6	23.7	34.2	42.2	37.0	42.2
3. Strongly disapprove	54.9	48.9	61.2	55.1	53.3	54.6	52.4	53.0	62.6	60.2	35.5	67.1	50.7	39.9	35.9	28.1
<i>Item 8730 Subject A11a</i>	<i>N 2070</i>	<i>954</i>	<i>1058</i>	<i>1432</i>	<i>231</i>	<i>398</i>	<i>566</i>	<i>737</i>	<i>369</i>	<i>1605</i>	<i>402</i>	<i>1029</i>	<i>426</i>	<i>206</i>	<i>335</i>	<i>47</i>
<b>E10N:</b> Having five or more drinks once or twice each weekend																
1. Don't disapprove	34.4	41.0	28.3	37.1	21.7	37.3	37.2	33.6	28.6	32.3	40.9	19.8	39.5	41.6	61.5	78.3
2. Disapprove	26.7	25.7	27.4	26.4	30.7	26.8	25.1	29.4	23.4	26.5	29.3	27.8	29.5	31.3	18.4	10.6
3. Strongly disapprove	38.9	33.3	44.3	36.4	47.6	35.9	37.7	37.1	47.9	41.2	29.7	52.4	30.9	27.1	20.1	11.1
<i>Item 8740 Subject A11a</i>	<i>N 2069</i>	<i>953</i>	<i>1059</i>	<i>1430</i>	<i>231</i>	<i>397</i>	<i>563</i>	<i>741</i>	<i>368</i>	<i>1605</i>	<i>401</i>	<i>1026</i>	<i>428</i>	<i>207</i>	<i>335</i>	<i>47</i>
The next two questions are about military service.																
<b>E11A:</b> Do you favor or oppose a military draft at the present time?																
1. Strongly oppose	31.6	36.2	27.3	30.6	38.7	33.8	33.3	31.9	26.3	30.7	35.0	30.4	29.0	31.3	36.7	46.9
2. Mostly oppose	18.6	21.1	16.6	20.6	12.9	20.3	19.8	16.8	18.3	20.3	11.1	17.5	21.7	19.3	18.6	15.6
3. No opinion, or mixed	38.2	27.4	48.5	37.1	38.4	36.8	36.2	37.4	44.4	38.1	39.6	41.5	36.5	35.9	33.1	18.7
4. Mostly favor	8.1	9.8	6.1	8.2	6.9	5.9	7.0	10.2	7.8	7.4	11.2	7.4	10.0	9.0	8.2	3.3
5. Strongly favor	3.6	5.5	1.6	3.4	3.0	3.2	3.7	3.8	3.2	3.6	3.1	3.2	2.7	4.5	3.4	15.4
<i>Item 21060 Subject L02</i>	<i>N 2036</i>	<i>933</i>	<i>1049</i>	<i>1418</i>	<i>220</i>	<i>396</i>	<i>560</i>	<i>717</i>	<i>363</i>	<i>1588</i>	<i>383</i>	<i>1008</i>	<i>415</i>	<i>208</i>	<i>334</i>	<i>48</i>
<b>E11B:</b> Do you think any military draft in the U.S. should include women as well as men?																
1. No	22.6	18.6	26.7	23.7	20.9	18.4	18.9	25.8	26.1	23.4	19.2	24.7	22.2	17.1	22.2	12.3
2. Uncertain	31.3	23.2	38.3	30.5	33.7	32.4	34.6	28.7	30.3	31.0	34.0	33.4	31.3	22.0	30.0	20.8
3. Yes	46.1	58.3	35.0	45.8	45.4	49.2	46.5	45.5	43.6	45.6	46.8	41.9	46.5	60.9	47.8	66.9
<i>Item 21070 Subject L02</i>	<i>N 2087</i>	<i>963</i>	<i>1062</i>	<i>1439</i>	<i>230</i>	<i>395</i>	<i>572</i>	<i>746</i>	<i>374</i>	<i>1618</i>	<i>404</i>	<i>1041</i>	<i>421</i>	<i>214</i>	<i>334</i>	<i>49</i>
The next questions are about your experiences in school.																
<b>E12:</b> Some people like school very much. Others don't. How do you feel about going to school?																
5. I like school very much	12.3	12.8	11.9	10.4	20.5	11.3	9.2	14.6	13.2	13.1	7.6	14.7	11.0	6.7	9.5	16.6
4. I like school quite a lot	20.4	20.9	20.5	21.0	17.8	16.4	19.6	20.5	25.8	22.9	11.6	24.4	18.6	11.1	17.8	9.3
3. I like school some	42.8	40.6	45.4	43.0	44.3	47.1	46.1	40.8	37.4	42.5	44.7	43.4	46.1	51.5	34.2	32.9
2. I don't like school very much	15.8	15.1	15.5	16.5	11.5	15.2	16.2	14.6	17.9	14.3	22.1	12.6	14.0	20.4	24.1	11.1
1. I don't like school at all	8.7	10.6	6.8	9.1	5.9	10.0	8.9	9.5	5.6	7.1	13.9	4.9	10.3	10.3	14.4	30.1
<i>Item 7630 Subject B01, Q08</i>	<i>N 2084</i>	<i>958</i>	<i>1064</i>	<i>1432</i>	<i>233</i>	<i>394</i>	<i>570</i>	<i>746</i>	<i>374</i>	<i>1618</i>	<i>402</i>	<i>1042</i>	<i>418</i>	<i>213</i>	<i>334</i>	<i>49</i>



DESCRIPTIVE RESULTS: 1996

121

QUESTIONNAIRE FORM 2 1996	TOTAL	SEX		RACE		REGION				COLLEGE PLANS?		ILLICIT DRUG USE: LIFETIME				
		M	F	White	Black	NE	NC	S	W	Yes	No	None	Mari- juana Only	Few Pills	More Pills	Any Her- oin
<i>N (Weighted No. of Cases):</i>	2452	1142	1196	1628	287	516	647	880	409	1821	468	1181	494	256	396	54
<i>% of Weighted Total:</i>	100.0	46.6	48.8	66.4	11.7	21.0	26.4	35.9	16.7	74.2	19.1	48.1	20.2	10.5	16.2	2.2
<b>E13:</b> About how many hours do you spend in an average week on all your homework including both in school and out of school?																
1. 0 hours	9.6	13.8	5.6	9.0	11.8	8.0	10.9	9.5	9.6	6.2	21.9	7.2	9.3	7.9	17.4	19.7
2. 1-4 hours	45.6	44.0	47.5	46.1	49.4	42.6	47.3	49.2	38.7	44.5	49.5	44.1	46.8	56.3	46.4	28.5
3. 5-9 hours	19.7	19.8	19.3	19.2	20.3	18.5	18.7	18.7	24.6	22.0	12.0	21.3	21.3	13.6	14.8	20.2
4. 10-14 hours	10.6	9.2	12.1	11.1	6.7	13.7	8.6	10.6	10.4	12.1	4.5	11.4	10.7	7.4	9.6	15.9
5. 15-19 hours	6.0	6.0	6.3	6.3	6.4	6.8	6.2	6.1	5.1	5.9	7.5	4.5	6.6	6.6	7.5	11.3
6. 20-24 hours	4.7	4.4	4.9	4.7	1.6	6.6	4.6	3.2	5.6	5.1	2.8	5.8	3.2	6.0	2.5	4.5
7. 25 or more hours	3.7	2.7	4.3	3.6	3.7	3.8	3.7	2.6	5.9	4.2	1.7	5.6	2.0	2.1	1.8	-
<i>Item 7640 Subject B01</i>	<i>N</i> 2073	952	1059	1426	234	392	569	741	372	1608	401	1038	416	210	332	49
<b>E14:</b> To what extent have you participated in the following school activities during this school year?																
<b>E14A:</b> . . . school newspaper or yearbook																
1. Not at all	73.7	77.2	70.9	73.6	73.8	66.2	71.6	74.9	82.3	71.8	81.6	73.6	75.4	75.2	73.0	78.0
2. Slight	10.2	9.0	11.1	10.4	11.0	12.8	13.0	8.4	7.1	10.5	8.2	11.0	8.7	8.6	9.9	12.2
3. Moderate	5.8	6.5	5.3	5.7	7.0	8.6	6.2	5.3	3.2	6.3	4.1	4.0	8.8	6.5	7.5	2.1
4. Considerable	2.9	2.8	3.2	3.1	2.0	4.5	3.1	2.2	2.3	3.2	1.3	3.3	2.2	2.8	3.0	0.7
5. Great	7.4	4.5	9.6	7.2	6.2	7.9	6.1	9.2	5.1	8.2	4.8	8.1	5.0	7.0	6.5	6.9
<i>Item 22170 Subject B01, C07</i>	<i>N</i> 2057	940	1055	1418	227	389	566	732	370	1596	398	1028	411	208	333	49
<b>E14B:</b> . . . music or other performing arts																
1. Not at all	60.8	67.4	54.7	59.9	60.9	60.0	59.4	60.4	64.8	58.3	70.1	59.8	64.0	54.1	65.2	65.3
2. Slight	8.7	8.8	8.7	8.8	8.7	8.7	9.3	9.1	7.1	8.6	9.0	8.2	9.0	12.0	8.2	7.5
3. Moderate	7.8	7.2	8.4	7.7	5.1	10.0	6.9	6.4	9.6	8.4	6.2	7.5	5.7	9.9	8.6	18.8
4. Considerable	4.8	2.9	6.6	5.1	5.7	4.3	6.5	3.8	4.8	4.8	4.7	4.2	7.0	4.1	3.0	4.7
5. Great	17.8	13.7	21.6	18.5	19.6	17.0	17.9	20.3	13.7	19.9	10.2	20.4	14.2	19.9	15.1	3.7
<i>Item 22180 Subject B01, C07</i>	<i>N</i> 2056	938	1055	1417	227	389	565	732	370	1595	398	1030	411	206	332	49
<b>E14C:</b> . . . athletic teams																
1. Not at all	44.9	34.8	54.4	41.7	52.3	43.3	36.9	48.2	52.4	40.9	59.5	44.4	39.1	47.1	50.3	59.7
2. Slight	8.4	9.2	7.5	8.3	8.8	8.8	8.8	7.8	8.3	7.3	11.6	7.5	8.9	8.6	10.0	9.3
3. Moderate	9.5	10.4	8.6	10.1	7.3	12.4	11.9	7.1	7.6	9.7	9.0	9.4	8.0	16.3	8.0	1.6
4. Considerable	9.1	8.7	9.4	9.9	5.1	10.4	9.7	9.2	6.6	10.5	3.1	9.4	10.1	6.4	9.2	7.6
5. Great	28.1	36.9	20.1	30.0	26.5	25.0	32.7	27.7	25.1	31.5	16.9	29.3	33.9	21.7	22.5	21.8
<i>Item 22190 Subject B01, C07</i>	<i>N</i> 2058	943	1053	1417	227	388	565	735	371	1598	398	1029	411	207	334	49
<b>E14D:</b> . . . other school clubs or activities																
1. Not at all	30.5	36.5	24.0	28.6	30.9	33.2	29.4	28.4	33.3	23.7	54.4	25.7	31.0	33.8	39.7	49.5
2. Slight	15.5	16.3	15.2	15.4	15.0	17.2	14.1	15.0	16.6	15.5	15.5	13.3	15.9	22.0	18.2	16.4
3. Moderate	18.6	18.7	18.5	19.4	17.2	18.8	20.9	18.5	14.9	20.4	12.6	19.8	20.2	13.8	15.1	16.1
4. Considerable	15.8	14.8	16.8	16.4	15.1	12.9	16.6	17.1	14.9	18.3	6.9	16.8	17.6	15.5	11.7	6.5
5. Great	19.7	13.7	25.4	20.2	21.7	17.9	19.0	21.0	20.3	22.1	10.7	24.4	15.2	14.9	15.2	11.6
<i>Item 22200 Subject B01, C07</i>	<i>N</i> 2054	937	1055	1417	227	390	565	731	368	1595	396	1028	412	204	333	49
<b>E15:</b> In general, how much say or influence do you feel each of the following has on HOW YOUR SCHOOL IS RUN?																
<b>E15A:</b> The principal																
1. Little or no influence	15.0	18.8	11.6	12.6	20.7	14.0	15.8	11.9	20.8	11.8	24.4	12.9	17.0	13.0	19.4	24.5
2. Some influence	13.5	13.9	13.3	12.6	13.3	14.7	13.2	13.0	13.9	13.3	15.1	11.1	14.9	14.6	16.8	20.9
3. Moderate influence	14.3	15.7	13.4	15.2	14.1	14.7	14.8	13.1	15.7	14.1	15.9	14.1	13.4	19.1	12.7	9.0
4. Considerable influence	26.0	25.0	27.9	28.6	16.4	24.2	24.7	27.9	25.8	29.1	15.7	29.0	22.4	27.8	21.5	23.4
5. A great deal of influence	31.2	26.6	33.9	30.9	35.6	32.3	31.5	34.1	23.9	31.7	29.0	33.1	32.3	25.6	29.6	22.1
<i>Item 7650 Subject B10</i>	<i>N</i> 2045	936	1047	1412	226	387	566	723	369	1587	395	1023	409	206	331	48
<b>E15B:</b> The teachers																
1. Little or no influence	9.1	13.4	4.8	8.0	12.5	8.7	9.7	8.9	9.1	7.1	15.1	7.0	8.9	9.3	13.8	23.0
2. Some influence	18.4	17.8	18.6	18.1	21.1	17.4	17.4	19.2	19.0	16.8	23.8	16.0	19.9	20.3	21.3	18.6
3. Moderate influence	27.3	26.5	28.3	29.4	22.3	29.0	30.8	24.4	25.8	27.7	27.1	28.8	26.2	23.6	27.0	19.0
4. Considerable influence	31.6	30.9	32.5	33.0	23.7	32.4	29.6	33.1	30.8	34.5	21.8	33.6	31.0	35.8	25.7	21.0
5. A great deal of influence	13.7	11.5	15.8	11.5	20.4	12.5	12.5	14.3	15.3	13.8	12.2	14.6	14.0	11.1	12.2	18.4
<i>Item 7660 Subject B10</i>	<i>N</i> 2040	932	1047	1410	225	384	565	722	369	1582	395	1021	408	205	329	48



QUESTIONNAIRE FORM 2 1996	TOTAL	SEX		RACE		REGION				COLLEGE PLANS?		ILLICIT DRUG USE: LIFETIME				
		M	F	White	Black	NE	NC	S	W	Yes	No	None	Mari- juana Only	Few Pills	More Pills	Any Her- oin
<i>N (Weighted No. of Cases):</i>	2452	1142	1196	1628	287	516	647	880	409	1821	468	1181	494	256	396	54
<i>% of Weighted Total:</i>	100.0	46.6	48.8	66.4	11.7	21.0	26.4	35.9	16.7	74.2	19.1	48.1	20.2	10.5	16.2	2.2
<b>E15C:</b> The students																
1. Little or no influence	28.0	31.1	25.0	27.4	29.1	28.3	29.9	29.7	21.6	26.3	33.6	26.2	25.8	26.0	33.3	53.1
2. Some influence	22.2	21.7	22.2	23.3	19.0	22.8	20.7	21.3	25.6	22.3	23.6	23.7	21.0	24.6	19.1	11.2
3. Moderate influence	19.5	17.7	21.7	19.3	19.7	16.6	20.4	20.7	18.8	20.3	17.2	20.6	20.2	13.3	21.0	5.0
4. Considerable influence	15.2	14.2	16.5	16.0	9.7	16.1	15.4	12.3	19.9	16.0	10.6	15.7	16.8	16.4	11.3	13.6
5. A great deal of influence	15.1	15.4	14.6	13.9	22.5	16.2	13.6	16.1	14.1	15.1	15.0	13.8	16.1	19.7	15.3	17.0
<i>Item 7670 Subject B10</i>	<i>N</i> 2042	933	1047	1410	226	386	565	723	369	1584	395	1021	409	205	330	48
<b>E15D:</b> Parents of students																
1. Little or no influence	21.2	23.7	19.2	20.5	22.5	21.8	20.5	20.3	23.4	18.8	29.3	20.1	20.0	16.8	28.7	22.3
2. Some influence	28.2	27.5	27.7	29.2	26.7	29.6	31.9	27.2	22.8	28.5	28.6	28.2	28.2	31.5	27.5	20.3
3. Moderate influence	22.5	19.6	25.3	24.0	19.4	22.3	23.6	19.5	26.9	23.5	19.1	22.9	24.8	19.1	21.8	19.1
4. Considerable influence	16.6	16.8	17.0	17.4	10.6	18.0	13.7	18.2	16.7	17.6	11.9	16.7	14.6	22.8	13.1	18.9
5. A great deal of influence	11.5	12.4	10.7	8.9	20.7	8.3	10.3	14.8	10.1	11.5	11.1	12.1	12.3	9.8	8.9	19.4
<i>Item 7680 Subject B10</i>	<i>N</i> 2035	929	1046	1407	225	383	563	720	369	1581	393	1019	408	205	328	47
<b>E16:</b> Have you had any drug education courses or lectures in school?																
1. No—GO TO Q.E20	16.1	19.4	12.8	14.5	22.3	13.9	19.0	15.3	15.4	13.9	24.2	16.0	18.8	12.2	15.3	12.8
2. No, and I wish I had—GO TO Q.E20	3.0	2.6	3.3	2.9	3.8	1.6	4.6	3.1	2.0	3.1	3.3	3.4	3.1	2.4	2.6	-
3. Yes	80.9	78.0	83.9	82.5	73.8	84.5	76.5	81.6	82.7	83.0	72.5	80.5	78.1	85.4	82.2	87.2
<i>Item 7690 Subject A10a</i>	<i>N</i> 1969	901	1016	1380	208	371	557	683	357	1545	366	996	394	200	311	46
<b>E17:</b> Would you say that the information about drugs that you received in school classes or programs has . . .																
1. Made you less interested in trying drugs	51.5	49.7	52.7	49.3	59.2	46.7	45.4	57.1	54.6	51.9	51.4	66.3	46.8	40.8	26.0	2.1
2. Not changed your interest in trying drugs	44.7	45.6	44.5	47.6	35.7	49.7	49.9	39.6	41.5	45.3	41.6	32.6	50.8	56.3	63.1	74.8
3. Made you more interested in trying drugs	3.8	4.6	2.9	3.1	5.1	3.6	4.7	3.3	3.9	2.8	7.1	1.2	2.4	2.9	10.9	23.1
<i>Item 7840 Subject A10a</i>	<i>N†</i> 1588	693	852	1134	152	309	423	558	299	1278	265	797	309	168	254	39
<b>E18:</b> How many of the following drug education experiences have you had in high school? (Mark all that apply.)																
A. A special course about drugs	31.4	32.5	30.5	30.7	26.3	32.0	26.5	32.7	35.0	30.3	35.4	32.0	35.6	19.3	33.2	20.5
B. Films, lectures, or discussions in one of my regular courses	74.4	75.5	73.7	77.4	64.1	75.7	78.3	69.2	77.4	74.3	74.4	73.3	73.0	82.0	74.4	82.1
C. Films or lectures, outside of my regular courses	37.9	39.8	37.0	40.5	33.7	37.8	38.2	42.2	29.5	40.5	28.1	37.1	42.6	29.2	42.3	35.7
D. Special group discussions about drugs	28.6	29.4	27.8	27.8	35.7	29.6	30.2	29.8	23.3	29.5	25.4	25.5	32.5	27.9	35.7	30.2
<i>Item 7850-7880 Subject A10a</i>	<i>N†</i> 1563	681	836	1113	150	304	415	554	291	1251	266	783	303	162	254	41
<b>E19:</b> Overall, how valuable were the experiences to you?																
1. Little or no value	23.8	24.6	22.9	23.3	27.2	22.7	24.7	23.8	23.5	22.0	28.5	18.8	23.8	23.7	34.9	44.3
2. Some value	44.2	46.3	42.8	48.2	24.2	47.7	45.0	41.3	44.8	46.4	35.7	43.5	47.7	42.0	44.6	38.3
3. Considerable value	19.5	16.3	22.4	19.5	17.5	20.3	16.6	21.3	19.5	19.7	18.6	21.6	16.7	27.4	13.2	17.4
4. Great value	12.5	12.9	11.9	9.0	31.1	9.3	13.6	13.6	12.3	11.9	17.1	16.0	11.9	6.9	7.3	-
<i>Item 7890 Subject A10a</i>	<i>N†</i> 1584	695	845	1131	151	306	426	556	296	1271	268	799	303	166	256	41
<b>E20:</b> During the LAST TWO WEEKS, how many times have you driven a car, truck, or motorcycle after . . .																
<b>E20A:</b> Drinking alcohol?																
1. None	83.8	78.4	88.7	81.6	89.5	88.4	81.0	80.9	89.3	84.2	82.0	93.4	83.7	79.1	62.2	45.2
2. Once	8.0	11.4	5.2	9.5	4.7	5.6	9.1	10.2	4.4	8.5	6.5	4.0	8.8	12.0	15.1	22.7
3. Twice	4.8	5.6	4.3	5.3	4.9	3.2	5.9	5.6	3.0	4.7	5.4	1.8	4.1	8.0	12.4	8.0
4. 3-5 times	2.4	3.5	1.4	2.9	0.2	2.2	3.6	1.6	2.5	2.0	3.9	0.5	2.6	0.5	8.0	13.2
5. 6-9 times	0.3	0.4	0.2	0.4	-	0.2	0.1	0.6	-	0.3	0.1	-	0.7	0.4	0.5	-
6. 10 or more	0.7	0.7	0.2	0.3	0.7	0.4	0.4	1.1	0.8	0.4	2.1	0.3	-	-	1.8	10.8
<i>Item 1811 Subject A07a</i>	<i>N</i> 2017	928	1033	1398	218	377	565	715	360	1565	392	1013	401	203	325	48

†=excludes respondents for whom question was inappropriate.



QUESTIONNAIRE FORM 2 1996	TOTAL	SEX		RACE		REGION				COLLEGE PLANS?		ILLICIT DRUG USE: LIFETIME					
		M	F	White	Black	NE	NC	S	W	Yes	No	None	Mari- juana Only	Few Pills	More Pills	Any Her- oin	
<i>N (Weighted No. of Cases):</i>	2452	1142	1196	1628	287	516	647	880	409	1821	468	1181	494	256	396	54	
<i>% of Weighted Total:</i>	100.0	46.6	48.8	66.4	11.7	21.0	26.4	35.9	16.7	74.2	19.1	48.1	20.2	10.5	16.2	2.2	
<b>E20B:</b> Having 5 or more drinks in a row?																	
1. None	90.0	86.0	93.8	89.4	92.6	93.5	89.0	88.1	91.9	90.9	87.0	96.3	88.0	90.1	75.1	75.5	
2. Once	4.7	5.9	3.7	4.9	5.0	4.1	4.1	6.2	3.1	4.5	5.3	2.2	4.2	7.8	11.7	2.5	
3. Twice	2.7	3.7	1.7	3.3	1.0	1.5	3.7	3.1	1.6	2.7	2.5	1.3	4.9	1.8	5.1	2.8	
4. 3-5 times	1.2	2.3	0.4	1.4	0.7	0.3	2.2	0.6	2.0	1.1	1.4	0.1	1.5	0.2	3.8	8.5	
5. 6-9 times	0.6	1.0	0.2	0.8	-	0.4	0.5	0.9	0.1	0.3	1.1	-	1.2	0.2	1.8	-	
6. 10 or more	0.8	1.2	0.2	0.2	0.7	0.2	0.5	1.1	1.3	0.4	2.6	0.2	0.2	-	2.6	10.8	
<i>Item 1812 Subject A07a</i>	<i>N</i>	<i>1998</i>	<i>918</i>	<i>1026</i>	<i>1390</i>	<i>216</i>	<i>374</i>	<i>561</i>	<i>710</i>	<i>353</i>	<i>1549</i>	<i>389</i>	<i>999</i>	<i>400</i>	<i>201</i>	<i>322</i>	<i>48</i>
<b>E21:</b> During the LAST TWO WEEKS, how many times (if any) have you been a passenger in a car . . .																	
<b>E21A:</b> When the driver had been drinking?																	
1. None	75.6	77.5	73.9	76.1	82.1	77.6	75.2	73.8	78.1	76.6	73.0	87.0	71.8	67.4	52.5	51.9	
2. Once	13.2	10.3	15.9	13.3	7.9	14.5	14.6	13.7	8.8	13.5	12.6	7.2	17.8	17.6	23.7	19.2	
3. Twice	5.2	5.7	4.9	5.6	2.6	3.7	4.5	6.3	5.8	5.1	6.3	2.4	7.5	7.5	9.6	9.8	
4. 3-5 times	3.4	4.1	2.8	3.2	2.7	2.7	3.4	2.8	5.3	2.8	4.2	2.0	2.3	4.8	7.3	7.5	
5. 6-9 times	0.8	0.7	1.0	0.6	2.7	0.8	1.0	1.0	0.1	1.0	0.3	0.2	0.3	2.0	2.4	1.3	
6. 10 or more	1.7	1.8	1.5	1.1	1.9	0.8	1.3	2.4	1.8	1.1	3.5	1.2	0.4	0.7	4.6	10.2	
<i>Item 1815 Subject A07a</i>	<i>N</i>	<i>2016</i>	<i>928</i>	<i>1031</i>	<i>1401</i>	<i>217</i>	<i>377</i>	<i>567</i>	<i>715</i>	<i>357</i>	<i>1560</i>	<i>395</i>	<i>1009</i>	<i>401</i>	<i>204</i>	<i>326</i>	<i>48</i>
<b>E21B:</b> When you think the driver had 5 or more drinks?																	
1. None	87.4	86.3	88.7	88.2	91.9	89.4	86.7	87.1	86.8	88.8	84.1	94.1	89.0	84.0	70.1	62.8	
2. Once	5.7	5.1	6.2	5.9	1.6	4.9	6.7	6.7	3.4	5.5	6.6	3.1	4.9	8.1	12.4	16.3	
3. Twice	3.1	4.2	1.9	2.9	2.9	3.3	2.8	2.5	4.7	2.8	3.0	1.3	4.5	3.8	5.3	6.4	
4. 3-5 times	2.0	2.1	1.9	2.0	0.7	1.5	2.7	1.4	2.4	1.7	2.6	1.0	1.3	1.2	6.1	3.8	
5. 6-9 times	0.8	1.0	0.7	0.6	2.1	0.6	0.4	1.3	0.8	0.8	0.9	-	0.3	2.3	3.1	1.3	
6. 10 or more	1.0	1.1	0.6	0.4	0.7	0.3	0.8	1.0	1.8	0.4	2.9	0.4	0.1	0.6	2.9	9.5	
<i>Item 1816 Subject A07a</i>	<i>N</i>	<i>2006</i>	<i>918</i>	<i>1030</i>	<i>1391</i>	<i>215</i>	<i>375</i>	<i>563</i>	<i>712</i>	<i>356</i>	<i>1555</i>	<i>391</i>	<i>1007</i>	<i>396</i>	<i>202</i>	<i>325</i>	<i>48</i>
<b>E22:</b> How often do you . . .																	
<b>E22A:</b> Eat breakfast?																	
1. Never	11.4	11.6	10.5	9.6	9.6	9.8	11.6	11.7	12.3	10.2	15.2	8.6	9.6	15.2	16.4	28.7	
2. Seldom	27.7	23.9	31.4	26.8	31.0	25.1	30.8	28.8	23.2	27.0	30.2	24.3	28.1	36.4	34.1	23.2	
3. Sometimes	17.8	16.2	19.7	15.9	29.0	14.1	19.5	17.4	19.6	17.3	19.9	18.1	19.8	17.3	14.9	9.9	
4. Most days	11.2	11.3	11.0	11.5	10.7	13.5	10.3	10.3	12.2	11.5	11.3	11.5	12.0	11.6	9.9	3.5	
5. Nearly every day	8.5	8.2	8.7	9.4	7.3	11.4	6.9	8.4	8.1	9.0	6.5	9.4	8.1	6.5	7.1	5.0	
6. Every day	23.5	28.8	18.8	26.8	12.6	26.1	20.9	23.5	24.6	25.1	17.0	28.1	22.2	13.0	17.6	29.7	
<i>Item 20740 Subject T02</i>	<i>N</i>	<i>2024</i>	<i>934</i>	<i>1034</i>	<i>1401</i>	<i>219</i>	<i>375</i>	<i>565</i>	<i>722</i>	<i>361</i>	<i>1567</i>	<i>394</i>	<i>1015</i>	<i>403</i>	<i>203</i>	<i>325</i>	<i>48</i>
<b>E22B:</b> Eat at least some green vegetables?																	
1. Never	5.1	6.1	3.3	3.0	9.3	5.5	3.5	6.0	5.4	3.9	9.3	4.6	3.8	4.2	5.5	15.0	
2. Seldom	13.1	14.2	12.1	12.2	14.2	10.9	16.0	12.1	13.0	12.1	17.6	12.7	15.4	14.0	12.3	9.8	
3. Sometimes	23.6	23.7	23.3	21.2	37.4	19.0	24.3	25.5	23.5	23.1	24.7	23.7	24.9	26.5	21.8	9.5	
4. Most days	23.3	21.8	25.4	24.6	17.7	27.3	22.7	23.5	20.0	23.7	24.2	21.5	21.7	32.7	25.9	26.3	
5. Nearly every day	17.8	17.1	18.7	20.4	12.4	20.2	16.5	18.9	14.8	18.7	13.3	20.1	17.0	12.8	15.4	14.9	
6. Every day	17.1	17.2	17.4	18.5	9.1	17.1	17.0	14.0	23.3	18.4	10.9	17.4	17.2	9.8	19.1	24.5	
<i>Item 20750 Subject T02</i>	<i>N</i>	<i>2016</i>	<i>926</i>	<i>1033</i>	<i>1395</i>	<i>220</i>	<i>373</i>	<i>565</i>	<i>718</i>	<i>361</i>	<i>1563</i>	<i>391</i>	<i>1012</i>	<i>402</i>	<i>199</i>	<i>325</i>	<i>48</i>
<b>E22C:</b> Eat at least some fruit?																	
1. Never	2.6	3.2	1.6	1.8	3.9	3.0	1.6	3.8	1.2	2.0	4.4	1.4	2.5	3.8	3.3	2.0	
2. Seldom	8.3	9.3	7.3	8.1	9.7	8.8	9.9	7.8	6.4	6.6	14.3	8.0	7.9	8.0	9.5	16.6	
3. Sometimes	27.0	27.0	27.1	24.7	36.7	22.2	25.9	30.5	26.6	26.4	30.9	28.3	23.0	32.2	26.1	19.1	
4. Most days	24.1	22.9	25.5	24.7	24.1	23.7	22.4	25.3	25.1	24.8	23.0	24.4	24.3	25.5	24.1	12.7	
5. Nearly every day	18.4	18.2	18.6	19.5	13.2	21.3	21.1	16.1	15.6	18.8	16.1	18.4	19.4	17.0	17.5	27.7	
6. Every day	19.6	19.4	19.9	21.2	12.4	21.0	19.2	16.5	25.0	21.4	11.3	19.4	22.9	13.6	19.6	21.9	
<i>Item 20760 Subject T02</i>	<i>N</i>	<i>2011</i>	<i>925</i>	<i>1032</i>	<i>1393</i>	<i>217</i>	<i>375</i>	<i>565</i>	<i>712</i>	<i>359</i>	<i>1559</i>	<i>390</i>	<i>1009</i>	<i>398</i>	<i>202</i>	<i>324</i>	<i>48</i>



## MONITORING THE FUTURE

QUESTIONNAIRE FORM 2 1996	TOTAL	SEX		RACE		REGION				COLLEGE PLANS?		ILLCIT DRUG USE: LIFETIME					
		M	F	White	Black	NE	NC	S	W	Yes	No	None	Mari- juana Only	Few Pills	More Pills	Any Her- oin	
<i>N (Weighted No. of Cases):</i>	2452	1142	1196	1628	287	516	647	880	409	1821	468	1181	494	256	396	54	
<i>% of Weighted Total:</i>	100.0	46.6	48.8	66.4	11.7	21.0	26.4	35.9	16.7	74.2	19.1	48.1	20.2	10.5	16.2	2.2	
<b>E22D:</b> Exercise vigorously (jogging, swimming, calisthenics, or any other active sports)?																	
1. Never	6.8	5.8	7.4	5.3	11.5	4.5	5.4	10.0	5.2	5.7	11.5	5.6	7.0	4.0	9.0	18.4	
2. Seldom	17.3	13.4	20.6	15.4	24.0	16.8	15.8	18.3	18.4	16.5	21.1	16.8	14.3	18.7	21.7	27.2	
3. Sometimes	26.2	20.3	32.2	26.4	24.7	23.9	26.2	27.9	25.5	25.0	31.0	25.6	25.6	31.1	26.6	13.6	
4. Most days	15.6	17.0	13.9	16.2	10.5	17.8	15.9	13.2	17.4	16.0	14.0	16.7	14.7	17.1	14.6	5.8	
5. Nearly every day	15.3	18.4	12.8	17.0	11.5	17.2	16.6	13.7	14.2	16.5	11.4	16.2	17.9	14.2	10.5	16.2	
6. Every day	18.8	25.1	13.1	19.6	17.9	19.8	20.2	16.8	19.3	20.3	11.0	19.0	20.4	15.1	17.7	18.8	
<i>Item 20770 Subject T02</i>	<i>N</i>	<i>2010</i>	<i>922</i>	<i>1032</i>	<i>1391</i>	<i>220</i>	<i>372</i>	<i>565</i>	<i>712</i>	<i>361</i>	<i>1559</i>	<i>389</i>	<i>1007</i>	<i>402</i>	<i>198</i>	<i>325</i>	<i>48</i>
<b>E22E:</b> Get at least seven hours of sleep?																	
1. Never	5.2	6.3	3.9	4.0	7.9	5.3	4.8	6.0	4.4	4.2	8.8	3.5	4.5	8.2	6.6	11.4	
2. Seldom	17.8	15.2	20.8	15.8	24.7	16.0	18.1	19.4	16.3	17.8	18.7	16.3	15.9	16.3	25.6	29.6	
3. Sometimes	25.2	22.2	27.7	25.0	24.1	21.6	27.3	24.1	27.7	25.4	25.0	25.3	25.3	21.6	26.6	21.9	
4. Most days	19.3	19.5	18.8	19.7	15.9	22.1	18.1	17.9	20.8	19.0	20.1	19.7	17.4	27.4	18.2	5.3	
5. Nearly every day	18.3	20.5	16.2	20.6	13.6	18.7	20.2	18.7	14.0	19.0	16.6	19.5	22.8	15.6	10.4	17.3	
6. Every day	14.2	16.1	12.6	14.9	13.8	16.4	11.5	14.0	16.7	14.5	10.7	15.7	14.0	10.8	12.6	14.5	
<i>Item 20780 Subject T02</i>	<i>N</i>	<i>2005</i>	<i>920</i>	<i>1028</i>	<i>1387</i>	<i>220</i>	<i>372</i>	<i>564</i>	<i>708</i>	<i>360</i>	<i>1554</i>	<i>388</i>	<i>1005</i>	<i>399</i>	<i>197</i>	<i>327</i>	<i>48</i>
<b>E22F:</b> Get less sleep than you think you should?																	
1. Never	7.3	9.2	5.4	5.7	9.5	7.1	5.7	8.6	7.6	6.6	9.2	7.5	6.5	4.3	6.6	16.7	
2. Seldom	12.8	13.9	11.9	12.7	15.9	11.8	12.5	14.9	10.0	12.3	14.5	13.6	13.0	10.9	10.7	9.2	
3. Sometimes	28.7	26.8	30.9	28.6	28.9	29.2	25.7	29.8	30.5	27.6	33.2	31.4	30.4	28.8	20.0	15.6	
4. Most days	17.1	15.8	18.4	18.4	15.8	18.8	18.9	15.9	14.8	17.9	13.7	15.7	19.5	17.1	18.9	15.5	
5. Nearly every day	16.4	16.3	16.5	17.3	14.5	14.3	17.8	15.1	19.1	18.1	9.7	16.2	15.6	16.5	18.9	17.4	
6. Every day	17.7	18.0	17.0	17.2	15.4	18.8	19.4	15.7	18.0	17.4	19.7	15.5	15.0	22.4	24.9	25.6	
<i>Item 20790 Subject T02</i>	<i>N</i>	<i>1998</i>	<i>916</i>	<i>1025</i>	<i>1386</i>	<i>217</i>	<i>372</i>	<i>561</i>	<i>707</i>	<i>357</i>	<i>1551</i>	<i>386</i>	<i>996</i>	<i>401</i>	<i>197</i>	<i>327</i>	<i>48</i>
<b>E23:</b> When you drive a car, how often do you wear a seatbelt?																	
1. Never	10.3	15.9	4.8	9.7	13.4	7.3	16.8	9.8	4.0	7.2	22.8	7.7	11.2	8.6	16.1	13.6	
2. Seldom	8.3	10.4	6.3	8.3	14.2	7.3	9.1	9.9	4.9	6.9	13.3	5.5	10.0	11.7	11.8	16.6	
3. Sometimes	10.8	12.8	9.2	10.7	17.5	9.4	11.4	12.0	9.0	10.6	11.8	7.6	12.8	19.5	13.4	8.7	
4. Often	10.8	10.5	11.0	10.7	11.6	9.3	12.4	10.0	11.4	10.8	10.6	8.8	9.7	14.5	16.6	9.5	
5. Always	57.0	48.6	64.8	59.1	38.8	61.2	49.0	56.6	66.1	61.4	39.0	66.6	54.4	44.4	39.6	51.5	
8. Does not apply	2.9	1.8	3.8	1.4	4.6	5.6	1.4	1.7	4.6	3.0	2.4	3.8	1.9	1.2	2.4	-	
<i>Item 22210 Subject F07, S02, T02</i>	<i>N</i>	<i>2003</i>	<i>918</i>	<i>1030</i>	<i>1390</i>	<i>217</i>	<i>374</i>	<i>563</i>	<i>708</i>	<i>358</i>	<i>1553</i>	<i>388</i>	<i>1005</i>	<i>399</i>	<i>197</i>	<i>325</i>	<i>48</i>
<b>E24:</b> When you are riding in the front passenger seat of a car, how often do you wear a seatbelt?																	
1. Never	9.6	14.6	4.9	9.0	12.8	7.5	13.6	10.3	4.1	6.7	21.5	6.9	10.2	8.7	15.4	16.0	
2. Seldom	9.9	11.0	8.8	9.6	15.2	8.2	12.9	11.0	5.0	8.6	15.7	6.5	12.5	11.1	16.5	11.9	
3. Sometimes	11.6	14.0	9.5	11.4	20.2	10.5	13.5	11.7	9.6	11.2	13.6	9.8	11.0	17.3	14.5	12.9	
4. Often	15.1	13.8	15.8	15.5	13.0	14.4	16.5	13.5	16.7	15.5	12.2	13.4	14.2	22.1	18.1	11.8	
5. Always	53.3	45.8	60.7	54.1	37.7	59.3	43.5	52.3	64.5	57.6	36.0	63.3	51.1	40.6	34.6	47.4	
8. Does not apply	0.5	0.8	0.2	0.4	1.0	0.2	-	1.2	0.1	0.4	0.9	0.1	0.9	0.2	0.8	-	
<i>Item 22220 Subject F07, S02, T02</i>	<i>N</i>	<i>2007</i>	<i>920</i>	<i>1032</i>	<i>1390</i>	<i>217</i>	<i>374</i>	<i>563</i>	<i>711</i>	<i>358</i>	<i>1558</i>	<i>388</i>	<i>1006</i>	<i>400</i>	<i>199</i>	<i>325</i>	<i>48</i>



QUESTIONNAIRE FORM 3 1996	TOTAL	SEX		RACE		REGION				COLLEGE PLANS?		ILLICIT DRUG USE: LIFETIME				
		M	F	White	Black	NE	NC	S	W	Yes	No	None	Mari- juana Only	Few Pills	More Pills	Any Her- oin
<i>N (Weighted No. of Cases):</i>	2455	1142	1207	1638	294	521	648	882	403	1839	441	1194	511	273	363	39
<i>% of Weighted Total:</i>	100.0	46.5	49.1	66.7	12.0	21.2	26.4	35.9	16.4	74.9	18.0	48.6	20.8	11.1	14.8	1.6
<b>A01:</b> Taking all things together, how would you say things are these days—would you say you're very happy, pretty happy, or not too happy these days?																
3. Very happy	18.9	20.4	17.9	20.8	14.1	16.1	18.7	19.6	21.0	20.5	13.5	22.2	16.8	17.6	12.3	11.4
2. Pretty happy	66.2	64.1	68.4	68.5	60.0	68.0	68.3	65.3	62.5	65.9	67.2	64.9	69.6	68.7	67.2	48.0
1. Not too happy	15.0	15.5	13.7	10.7	25.9	15.9	12.9	15.2	16.5	13.6	19.2	12.9	13.6	13.7	20.4	40.6
<i>Item 1190 Subject P01, Q01</i>	<i>N</i> 2432	1136	1199	1630	293	514	639	879	400	1833	435	1189	510	271	357	39
<b>A02:</b> Some people think a lot about the social problems of the nation and the world and about how they might be solved. Others spend little time thinking about these issues. How much do you think about such things?																
1. Never	2.6	3.5	1.4	2.6	1.7	2.4	4.6	2.0	1.1	1.9	4.5	2.1	2.4	2.3	3.1	8.8
2. Seldom	16.8	19.1	14.8	17.3	20.3	17.3	16.5	17.8	14.3	14.8	24.2	14.3	19.1	16.0	21.6	27.2
3. Sometimes	51.5	47.6	54.7	52.6	45.0	52.0	53.6	49.4	51.7	51.7	51.7	51.2	55.2	55.1	45.7	36.1
4. Quite often	24.3	26.4	22.8	23.1	26.5	22.9	21.7	25.5	27.6	26.4	16.4	26.7	19.9	24.3	23.4	20.8
5. A great deal	4.8	3.4	6.2	4.4	6.5	5.4	3.6	5.2	5.3	5.3	3.2	5.8	3.4	2.3	6.1	7.0
<i>Item 6880 Subject J, Q08</i>	<i>N</i> 2436	1135	1204	1631	293	515	645	875	401	1833	439	1192	510	273	357	39
<b>A03:</b> The next questions ask your opinions about a number of different topics. How much do you agree or disagree with each statement below?																
<b>A03A:</b> Men and women should be paid the same money if they do the same work																
1. Disagree	2.2	3.8	0.6	2.0	1.2	1.6	3.0	2.0	2.0	2.0	1.9	2.1	2.8	1.8	1.3	4.6
2. Mostly disagree	1.5	2.4	0.3	1.7	0.6	0.8	1.8	2.2	0.3	0.9	3.3	1.2	0.7	2.7	2.4	-
3. Neither	2.0	3.2	0.8	1.6	2.3	0.5	1.6	3.4	1.3	1.3	4.5	1.4	1.8	1.0	4.7	6.0
4. Mostly agree	10.5	14.4	6.8	9.7	16.3	12.4	12.1	9.5	7.9	9.4	13.6	11.1	8.6	12.2	10.7	1.6
5. Agree	83.8	76.2	91.5	85.0	79.6	84.7	81.4	82.9	88.5	86.4	76.7	84.2	86.2	82.3	81.0	87.7
<i>Item 7930 Subject D06</i>	<i>N</i> 2449	1142	1207	1638	294	520	647	879	403	1839	441	1194	511	273	363	39
<b>A03B:</b> Women should be considered as seriously as men for jobs as executives or politicians																
1. Disagree	2.4	3.8	0.8	2.3	2.5	1.3	2.8	2.6	2.3	1.9	3.3	2.1	2.4	4.3	1.7	2.9
2. Mostly disagree	2.9	5.3	0.7	2.7	2.8	3.1	2.0	4.0	1.9	2.7	3.4	2.6	3.1	3.3	3.8	1.9
3. Neither	4.1	7.4	0.7	3.7	4.2	3.5	4.3	4.4	3.9	3.2	6.3	4.3	3.1	2.9	4.7	3.2
4. Mostly agree	15.9	22.2	9.1	14.9	15.2	17.2	15.0	15.7	16.2	13.8	21.3	16.0	14.0	17.7	13.8	14.8
5. Agree	74.7	61.2	88.7	76.4	75.2	74.9	75.9	73.3	75.7	78.4	65.7	75.0	77.4	71.9	76.0	77.3
<i>Item 7940 Subject D06, H02</i>	<i>N</i> 2447	1142	1206	1638	294	520	646	879	402	1839	441	1193	511	273	363	39
<b>A03C:</b> A woman should have exactly the same job opportunities as a man																
1. Disagree	3.7	6.3	1.4	4.2	2.9	2.8	3.3	4.6	3.8	3.1	6.3	3.4	3.3	3.3	4.0	10.4
2. Mostly disagree	3.5	5.9	1.2	3.0	4.0	4.5	2.9	3.8	2.4	2.8	5.7	3.5	2.4	4.6	3.8	1.2
3. Neither	4.8	7.1	2.0	5.2	2.9	4.1	5.3	6.1	2.0	3.6	7.5	4.1	4.0	6.5	6.2	-
4. Mostly agree	22.0	24.9	19.3	22.5	23.7	20.5	22.6	21.3	24.6	21.6	20.5	22.0	21.2	27.0	19.4	26.1
5. Agree	66.0	55.9	76.0	65.0	66.5	68.1	65.9	64.2	67.2	68.9	59.9	67.0	69.1	58.6	66.6	62.4
<i>Item 7950 Subject D06</i>	<i>N</i> 2431	1134	1199	1630	290	516	643	871	401	1826	440	1183	509	272	363	39
<b>A03D:</b> A woman should have exactly the same educational opportunities as a man																
1. Disagree	0.9	1.6	0.1	1.0	0.1	1.2	0.8	0.7	0.8	0.8	0.9	1.0	0.9	0.3	0.7	-
2. Mostly disagree	0.3	0.4	0.2	0.3	-	0.6	0.4	0.1	0.1	0.2	0.8	0.2	-	0.6	0.6	-
3. Neither	1.1	2.2	0.2	1.1	0.6	0.4	1.4	1.5	0.7	0.8	1.7	1.0	0.4	2.6	1.1	-
4. Mostly agree	7.8	10.6	5.0	6.9	11.1	7.4	8.4	8.0	7.2	6.3	12.5	8.2	8.2	5.1	5.7	14.8
5. Agree	89.9	85.3	94.6	90.6	88.2	90.3	89.0	89.7	91.1	91.9	84.1	89.6	90.6	91.4	91.9	85.2
<i>Item 7960 Subject D06</i>	<i>N</i> 2434	1136	1200	1629	292	515	645	877	396	1830	438	1190	506	271	362	39



QUESTIONNAIRE FORM 3 1996	TOTAL	SEX		RACE		REGION				COLLEGE PLANS?		ILLICIT DRUG USE: LIFETIME				
		M	F	White	Black	NE	NC	S	W	Yes	No	None	Mari- juana Only	Few Pills	More Pills	Any Her- oin
<i>N (Weighted No. of Cases):</i>	2455	1142	1207	1638	294	521	648	882	403	1839	441	1194	511	273	363	39
<i>% of Weighted Total:</i>	100.0	46.5	49.1	66.7	12.0	21.2	26.4	35.9	16.4	74.9	18.0	48.6	20.8	11.1	14.8	1.6
<b>A03E:</b> It is usually better for everyone involved if the man is the achiever outside the home and the woman takes care of the home and family																
1. Disagree	38.2	24.1	52.3	36.8	46.9	40.3	40.0	37.1	35.2	40.7	32.2	37.5	42.3	38.2	36.4	36.5
2. Mostly disagree	17.5	16.1	19.6	18.7	15.2	18.4	16.2	18.2	17.2	19.2	13.1	17.8	16.7	17.5	17.5	28.2
3. Neither	16.8	22.5	10.9	18.0	12.6	15.3	16.7	17.4	17.6	15.7	20.0	16.4	18.0	14.7	18.7	16.7
4. Mostly agree	14.6	18.5	10.3	13.3	13.3	15.1	13.3	14.4	16.6	13.4	16.2	15.3	11.8	16.9	14.6	3.4
5. Agree	12.8	18.8	6.9	13.2	12.0	10.9	13.8	12.9	13.4	11.0	18.5	13.0	11.2	12.7	12.7	15.2
<i>Item 7970 Subject D05</i>	<i>N</i> 2440	1139	1206	1636	292	517	645	877	402	1834	441	1193	508	273	363	39
<b>A03F:</b> A preschool child is likely to suffer if the mother works																
1. Disagree	25.2	19.5	30.9	22.3	44.9	24.3	24.5	28.3	20.3	25.0	26.3	23.8	29.3	26.0	23.1	28.8
2. Mostly disagree	19.7	14.7	24.6	21.1	12.5	20.2	20.9	17.6	21.7	20.9	15.7	18.0	25.1	20.6	19.7	5.1
3. Neither	21.0	22.9	19.1	21.4	16.7	20.1	22.7	20.5	20.1	21.2	21.4	21.7	18.0	21.2	21.7	41.5
4. Mostly agree	20.1	23.2	17.2	20.9	15.6	22.1	17.2	18.7	25.5	19.9	20.7	21.0	16.1	23.1	20.0	16.8
5. Agree	14.1	19.8	8.2	14.2	10.3	13.2	14.7	14.9	12.3	13.0	15.8	15.5	11.5	9.1	15.5	7.8
<i>Item 7980 Subject D05</i>	<i>N</i> 2430	1139	1196	1631	291	515	641	875	400	1826	441	1188	509	273	360	37
<b>A03G:</b> A working mother can establish just as warm and secure a relationship with her children as a mother who does not work																
1. Disagree	10.0	13.8	5.8	10.7	7.5	9.4	9.9	10.3	10.3	9.6	11.5	9.7	9.2	7.9	11.3	12.2
2. Mostly disagree	13.2	19.4	7.3	14.3	6.3	15.4	12.8	11.7	14.0	12.8	13.3	12.7	12.7	13.8	16.2	5.4
3. Neither	9.5	12.5	6.0	9.5	4.8	8.1	12.3	9.1	8.0	8.7	11.9	10.3	7.5	10.8	9.0	19.0
4. Mostly agree	29.0	26.4	32.0	30.2	23.8	29.9	28.6	27.3	32.3	30.8	23.7	29.7	30.7	27.3	27.6	26.1
5. Agree	38.3	27.8	48.8	35.3	57.6	37.2	36.4	41.6	35.4	38.1	39.5	37.7	39.8	40.3	35.8	37.3
<i>Item 7990 Subject D05</i>	<i>N</i> 2444	1141	1207	1638	294	518	645	879	402	1838	441	1194	511	273	363	39
<b>A04:</b> The next questions are about pollution and the environment. How much do you agree or disagree with each statement below?																
<b>A04A:</b> Pollution of most types has increased in the U.S. in the last ten years																
1. Disagree	2.1	3.2	1.0	2.6	0.7	3.0	2.6	1.2	2.2	2.1	2.4	2.1	1.9	1.5	3.2	-
2. Mostly disagree	3.7	4.7	2.8	4.4	2.1	4.6	4.1	2.5	4.7	4.0	2.6	3.5	4.0	5.1	3.0	7.4
3. Neither	9.9	10.9	8.9	9.2	11.1	9.6	8.9	11.6	8.1	9.6	9.6	10.6	10.2	8.7	7.7	15.7
4. Mostly agree	25.5	24.0	27.1	24.8	26.5	25.6	26.0	25.4	25.1	26.2	24.0	26.7	29.9	19.4	21.1	16.8
5. Agree	58.7	57.2	60.1	59.1	59.6	57.2	58.3	59.3	59.8	58.0	61.4	57.0	54.0	65.3	65.0	60.0
<i>Item 8000 Subject F04</i>	<i>N</i> 2423	1127	1199	1627	287	515	636	872	400	1824	438	1187	505	269	361	36
<b>A04B:</b> Government should take steps to deal with our environmental problems, even if it means that most of us pay higher prices or taxes																
1. Disagree	8.8	10.7	6.8	8.1	14.3	8.4	7.6	9.7	9.5	7.0	15.6	8.1	9.4	6.6	9.9	12.0
2. Mostly disagree	9.9	11.3	8.2	10.0	12.5	10.9	8.4	11.3	7.9	9.3	11.2	8.8	11.6	13.2	8.1	11.7
3. Neither	19.8	17.7	22.2	20.5	19.6	18.3	20.6	21.0	17.7	18.8	24.2	19.6	21.0	15.9	22.7	14.2
4. Mostly agree	36.7	33.1	40.6	37.5	27.9	40.1	35.2	33.3	41.8	39.2	29.3	39.0	33.2	38.3	34.3	42.6
5. Agree	24.8	27.2	22.1	24.0	25.8	22.3	28.1	24.7	23.1	25.7	19.8	24.6	24.9	26.1	25.0	19.5
<i>Item 8010 Subject F04, H02</i>	<i>N</i> 2429	1130	1202	1630	287	517	635	875	402	1831	437	1191	506	270	360	38
<b>A04C:</b> I would prefer to pay more money for things that will last a long time, rather than have them cost less and break sooner																
1. Disagree	1.3	1.1	1.5	1.3	2.2	1.9	0.8	1.4	1.3	1.1	2.0	1.3	0.9	1.4	1.0	2.1
2. Mostly disagree	1.5	1.6	1.2	1.2	2.2	1.8	1.4	1.6	0.8	0.9	2.5	1.4	1.1	0.5	2.4	3.1
3. Neither	4.6	5.0	3.9	4.2	3.8	4.8	5.1	4.7	3.5	4.1	4.3	4.7	4.4	4.1	4.6	5.3
4. Mostly agree	22.9	20.8	25.0	23.8	18.1	22.6	23.1	21.8	25.5	23.6	22.0	22.5	23.5	26.2	20.8	24.4
5. Agree	69.6	71.5	68.4	69.6	73.7	68.8	69.5	70.5	68.9	70.3	69.1	70.0	70.1	67.9	71.1	65.0
<i>Item 8020 Subject F01</i>	<i>N</i> 2429	1133	1199	1630	288	518	637	873	401	1832	435	1189	508	269	363	38



DESCRIPTIVE RESULTS: 1996

127

QUESTIONNAIRE FORM 3 1996	TOTAL	SEX		RACE		REGION				COLLEGE PLANS?		ILLICIT DRUG USE: LIFETIME				
		M	F	White	Black	NE	NC	S	W	Yes	No	None	Mari- juana Only	Few Pills	More Pills	Any Her- oin
<i>N (Weighted No. of Cases):</i> <i>% of Weighted Total:</i>	2455 100.0	1142 46.5	1207 49.1	1638 66.7	294 12.0	521 21.2	648 26.4	882 35.9	403 16.4	1839 74.9	441 18.0	1194 48.6	511 20.8	273 11.1	363 14.8	39 1.6
<b>A04D:</b> I would probably be willing to use a bicycle or mass transit (if available) rather than a car to get to work																
1. Disagree	34.4	39.2	29.3	32.4	49.5	33.8	32.0	41.2	24.4	31.3	42.0	30.5	37.9	31.7	41.9	40.0
2. Mostly disagree	20.9	19.7	22.1	21.6	18.4	19.8	18.9	21.4	24.6	20.6	23.1	20.9	19.9	23.9	20.8	25.8
3. Neither	13.0	12.3	13.9	12.7	10.9	11.3	14.9	12.1	14.2	13.5	12.0	14.5	13.4	13.8	8.1	10.6
4. Mostly agree	18.6	16.0	21.6	19.8	10.6	18.9	19.3	16.3	21.9	20.5	12.7	19.6	17.9	19.7	16.5	8.5
5. Agree	13.0	12.9	13.1	13.5	10.6	16.2	14.9	9.0	14.8	14.1	10.2	14.5	10.9	10.8	12.7	15.1
<i>Item 8030 Subject F07</i>	<i>N</i> 2436	1133	1206	1633	289	519	639	875	403	1834	441	1193	508	270	363	38
<b>A04E:</b> I would be willing to eat less meat and more grains and vegetables, if it would help provide food for starving people																
1. Disagree	12.4	19.4	5.2	13.3	9.4	13.0	11.8	13.1	10.8	10.7	17.4	12.1	10.7	9.3	14.5	23.5
2. Mostly disagree	9.5	13.7	5.7	9.9	6.6	8.9	11.8	8.8	8.1	8.8	11.0	9.2	9.7	9.5	10.9	2.9
3. Neither	13.8	18.4	9.1	13.8	12.5	13.5	11.9	16.0	12.4	12.4	17.1	13.0	15.9	14.1	13.1	19.1
4. Mostly agree	29.8	28.1	32.2	29.8	36.8	29.3	33.5	28.6	26.9	31.4	25.4	31.4	30.0	31.8	25.6	16.5
5. Agree	34.6	20.5	47.8	33.1	34.6	35.3	31.0	33.5	41.8	36.6	29.1	34.4	33.6	35.3	35.8	38.0
<i>Item 8040 Subject F03, O03</i>	<i>N</i> 2431	1131	1203	1630	289	518	639	871	403	1834	438	1193	507	270	363	36
<b>A05:</b> In the following list you will find some statements about leisure time and work. Please show whether you agree or disagree with each statement.																
<b>A05A:</b> I like the kind of work you can forget about after the work day is over																
1. Disagree	12.2	12.2	12.1	11.8	13.9	14.6	10.8	12.1	11.9	12.7	10.7	13.3	12.5	10.4	10.1	15.6
2. Mostly disagree	13.7	13.5	13.9	14.4	11.4	14.4	11.0	15.4	13.1	15.0	8.3	14.9	14.3	8.9	12.5	13.7
3. Neither	15.6	14.0	17.2	15.9	10.4	16.5	20.1	12.6	13.8	15.7	16.1	16.1	14.4	17.8	13.9	21.9
4. Mostly agree	26.0	24.0	28.2	26.7	22.7	23.6	28.7	24.9	27.6	25.6	27.0	26.2	24.7	27.1	24.2	25.2
5. Agree	32.4	36.2	28.6	31.1	41.5	30.8	29.4	35.0	33.6	30.9	37.8	29.5	34.1	35.7	39.3	23.7
<i>Item 8050 Subject C04</i>	<i>N</i> 2433	1131	1205	1630	289	517	638	876	402	1832	439	1192	507	269	363	38
<b>A05B:</b> To me, work is nothing more than making a living																
1. Disagree	32.1	28.0	37.2	33.4	30.0	37.4	29.6	33.1	26.8	35.0	23.7	35.6	27.6	33.2	29.2	23.1
2. Mostly disagree	26.5	23.8	29.2	29.3	13.9	26.8	27.0	26.5	25.0	26.8	25.7	26.0	28.0	28.1	24.8	30.8
3. Neither	10.4	12.0	9.3	10.8	10.3	9.4	11.8	9.2	12.3	10.0	12.5	10.0	10.8	8.1	11.9	17.8
4. Mostly agree	18.3	20.8	15.6	16.9	21.1	14.5	20.8	16.5	23.3	17.6	19.4	16.2	19.2	24.0	19.5	16.1
5. Agree	12.7	15.4	8.7	9.6	24.6	11.8	10.8	14.7	12.6	10.6	18.7	12.2	14.4	6.6	14.6	12.2
<i>Item 8060 Subject C06</i>	<i>N</i> 2432	1133	1204	1631	289	519	638	873	402	1832	439	1191	508	269	363	38
<b>A05C:</b> I expect my work to be a very central part of my life																
1. Disagree	6.5	7.4	5.2	6.0	10.4	4.7	7.0	7.0	6.8	5.9	9.3	6.0	5.9	7.6	6.3	6.5
2. Mostly disagree	11.9	9.7	14.0	12.3	11.2	10.9	9.4	12.2	16.4	12.2	10.1	11.8	11.5	13.4	10.8	24.8
3. Neither	18.1	18.7	17.7	18.4	10.6	18.5	20.8	16.3	17.4	17.9	17.4	17.6	16.8	18.6	22.3	16.6
4. Mostly agree	36.5	35.2	37.8	37.4	34.1	34.6	36.6	37.7	36.0	36.5	37.4	35.2	38.5	37.7	38.3	24.5
5. Agree	27.1	29.0	25.3	25.8	33.7	31.3	26.2	26.8	23.3	27.6	25.7	29.4	27.3	22.6	22.2	27.6
<i>Item 8070 Subject C06</i>	<i>N</i> 2430	1133	1200	1628	289	517	638	874	401	1832	436	1192	507	269	362	38
<b>A05D:</b> I want to do my best in my job, even if this sometimes means working overtime																
1. Disagree	1.6	1.6	1.4	1.6	1.6	1.4	1.7	2.0	1.1	1.4	2.1	1.6	1.6	1.5	1.5	-
2. Mostly disagree	3.0	3.0	2.6	3.1	1.8	2.9	2.9	3.6	1.9	2.8	3.1	2.6	3.2	2.3	3.0	7.7
3. Neither	6.0	6.7	5.4	5.7	3.2	7.0	7.3	4.4	5.9	5.9	5.9	4.8	6.0	8.5	7.4	11.3
4. Mostly agree	35.4	34.8	36.0	34.5	34.9	37.1	33.2	33.7	40.1	36.2	30.6	35.1	35.8	37.7	37.1	32.4
5. Agree	54.0	53.8	54.6	55.2	58.5	51.6	54.8	56.3	51.0	53.7	58.3	56.0	53.4	50.1	51.0	48.6
<i>Item 8080 Subject C06</i>	<i>N</i> 2430	1132	1202	1631	287	517	639	872	402	1830	439	1191	507	269	361	38
<b>A05E:</b> I would like to stay in the same job for most of my adult life																
1. Disagree	12.5	12.1	12.0	10.3	22.7	10.7	10.9	15.7	10.2	12.0	13.0	10.3	13.7	10.4	16.3	24.2
2. Mostly disagree	8.9	9.0	9.1	8.0	8.1	7.9	7.5	9.2	11.9	9.1	7.2	8.4	12.6	9.0	5.7	11.1
3. Neither	16.2	17.0	15.8	16.1	15.9	19.4	12.6	15.9	18.6	17.0	14.4	16.6	15.8	19.8	13.1	23.3
4. Mostly agree	28.8	27.3	30.5	29.9	21.4	26.3	33.4	26.0	30.4	30.3	24.0	28.3	24.9	31.0	34.9	17.8
5. Agree	33.6	34.5	32.5	35.7	31.9	35.7	35.6	33.2	28.9	31.7	41.3	36.4	33.0	29.7	30.0	23.6
<i>Item 8090 Subject C03</i>	<i>N</i> 2427	1130	1201	1628	286	516	639	870	402	1829	437	1188	507	269	362	36



## MONITORING THE FUTURE

QUESTIONNAIRE FORM 3 1996	TOTAL	SEX		RACE		REGION				COLLEGE PLANS?		ILLICIT DRUG USE: LIFETIME				
		M	F	White	Black	NE	NC	S	W	Yes	No	None	Mari- juana Only	Few Pills	More Pills	Any Her- oin
<i>N (Weighted No. of Cases):</i>	2455	1142	1207	1638	294	521	648	882	403	1839	441	1194	511	273	363	39
<i>% of Weighted Total:</i>	100.0	46.5	49.1	66.7	12.0	21.2	26.4	35.9	16.4	74.9	18.0	48.6	20.8	11.1	14.8	1.6
<b>A06:</b> If you were to get enough money to live as comfortably as you'd like for the rest of your life, would you want to work?																
1. I would want to work	72.4	67.1	77.8	71.7	72.3	73.9	72.2	70.9	73.7	72.4	73.9	75.6	70.8	74.8	65.3	59.8
2. I would not want to work	27.6	32.9	22.2	28.3	27.7	26.1	27.8	29.1	26.3	27.6	26.1	24.4	29.2	25.2	34.7	40.2
<i>Item 8100 Subject C06</i>	<i>N</i> 2388	1103	1194	1614	281	510	626	859	393	1811	431	1170	498	263	359	36
The next questions are about living or working with people of different races. Please rate each of the statements below using the following terms:  Not at all acceptable: I'd avoid this if I possibly could.  Somewhat acceptable: I could live with this, but not be happy about it.  Acceptable: This would be O.K., or I'd be neutral about this.  Desirable: I'd really like this.																
<b>A07:</b> How would you feel about . . .																
<b>A07A:</b> Having close personal friends of another race?																
1. Not at all acceptable	2.3	3.6	0.9	2.6	0.9	1.6	2.3	3.0	1.6	1.5	4.5	1.8	2.1	2.3	2.8	9.1
2. Somewhat acceptable	4.5	6.7	2.2	5.2	4.2	5.5	5.0	5.3	0.5	2.9	9.6	3.8	4.6	4.0	4.4	4.8
3. Acceptable	49.9	56.1	44.2	50.0	55.6	51.4	46.8	51.5	49.7	50.2	49.8	49.3	51.2	50.3	51.3	48.9
4. Desirable	43.3	33.7	52.7	42.2	39.3	41.5	45.9	40.2	48.2	45.4	36.1	45.2	42.1	43.4	41.4	37.1
<i>Item 8110 Subject N01</i>	<i>N</i> 2440	1140	1205	1637	292	517	645	876	403	1836	440	1194	510	272	362	38
<b>A07B:</b> Having a job with a supervisor of a different race?																
1. Not at all acceptable	2.7	4.1	1.1	3.2	1.1	2.3	2.8	3.3	1.5	2.1	4.4	2.2	2.1	2.7	2.8	13.9
2. Somewhat acceptable	5.3	6.9	3.7	5.7	6.4	5.1	5.7	5.9	3.8	3.8	10.8	4.7	5.1	5.1	6.6	2.0
3. Acceptable	66.1	69.9	62.5	66.2	70.3	68.5	67.2	66.0	61.1	67.9	60.2	66.4	67.2	65.3	65.0	65.6
4. Desirable	26.0	19.1	32.8	24.9	22.1	24.1	24.3	24.8	33.6	26.1	24.6	26.7	25.6	26.9	25.6	18.5
<i>Item 8120 Subject C05, N01</i>	<i>N</i> 2439	1139	1205	1636	292	517	645	875	403	1836	440	1194	510	271	362	38
<b>A07C:</b> Having family of a different race (but same level of education and income) move next door to you??																
1. Not at all acceptable	3.2	4.9	1.4	3.5	1.2	3.0	3.1	3.9	1.9	2.1	5.9	3.1	3.5	1.2	2.5	9.2
2. Somewhat acceptable	5.5	7.5	3.3	6.6	2.0	7.0	5.1	5.9	3.5	4.0	11.5	4.4	5.2	8.2	6.1	6.2
3. Acceptable	57.4	62.9	52.1	57.0	65.6	58.9	59.7	57.7	51.1	58.3	56.4	56.4	59.9	55.8	58.6	56.3
4. Desirable	33.9	24.7	43.3	33.0	31.2	31.1	32.1	32.5	43.5	35.5	26.3	36.1	31.5	34.8	32.9	28.3
<i>Item 8130 Subject N01</i>	<i>N</i> 2438	1137	1205	1636	292	518	645	875	401	1835	439	1191	510	273	362	38
<b>A07D:</b> Having your (future) children's friends be all of your race?																
1. Not at all acceptable	20.6	18.3	23.1	20.0	17.1	19.0	21.5	20.7	21.0	21.4	19.5	21.5	22.2	17.2	18.2	30.9
2. Somewhat acceptable	23.0	22.1	24.5	23.1	20.9	25.7	22.6	21.1	24.6	25.3	16.5	21.5	23.4	28.8	25.4	14.2
3. Acceptable	41.8	43.5	39.5	42.9	43.2	41.3	41.8	43.0	39.8	41.1	41.5	42.4	39.7	41.5	40.3	45.6
4. Desirable	14.6	16.2	12.8	14.1	18.8	14.0	14.1	15.2	14.6	12.2	22.5	14.6	14.6	12.5	16.2	9.3
<i>Item 8140 Subject N01</i>	<i>N</i> 2433	1136	1202	1633	291	517	641	875	401	1832	438	1190	509	273	361	38
<b>A07E:</b> Having some of your (future) children's friends be of other races?																
1. Not at all acceptable	2.6	4.0	1.3	2.8	2.3	3.0	1.9	3.6	1.1	1.9	4.7	2.6	1.7	1.6	2.0	14.0
2. Somewhat acceptable	5.4	7.8	3.3	6.2	4.9	5.6	6.1	5.7	3.6	4.6	8.0	4.9	5.5	7.1	4.0	5.7
3. Acceptable	47.6	50.7	43.7	48.0	51.6	48.0	47.6	49.5	43.0	46.3	53.1	45.2	50.2	47.8	51.4	46.2
4. Desirable	44.4	37.5	51.8	43.0	41.2	43.4	44.4	41.3	52.3	47.2	34.2	47.3	42.6	43.5	42.6	34.2
<i>Item 8150 Subject N01</i>	<i>N</i> 2434	1133	1206	1633	291	518	643	872	402	1834	438	1192	507	272	362	38



QUESTIONNAIRE FORM 3 1996	TOTAL	SEX		RACE		REGION				COLLEGE PLANS?		ILLICIT DRUG USE: LIFETIME				
		M	F	White	Black	NE	NC	S	W	Yes	No	None	Mari- juana Only	Few Pills	More Pills	Any Her- oin
<i>N (Weighted No. of Cases):</i>	2455	1142	1207	1638	294	521	648	882	403	1839	441	1194	511	273	363	39
<i>% of Weighted Total:</i>	100.0	46.5	49.1	66.7	12.0	21.2	26.4	35.9	16.4	74.9	18.0	48.6	20.8	11.1	14.8	1.6
<b>A08:</b> How would you feel about having a job where . . .																
<b>A08A:</b> . . . all the employees are of your race?																
1. Not at all acceptable	9.6	7.9	11.2	8.0	12.8	8.4	8.1	11.5	9.7	10.0	8.4	9.8	9.0	7.4	9.7	17.7
2. Somewhat acceptable	17.6	17.4	18.0	16.3	16.6	18.8	19.3	14.5	20.2	18.2	16.3	16.4	19.4	17.1	19.5	23.4
3. Acceptable	55.3	55.9	54.8	58.7	47.9	57.1	52.4	57.1	53.5	57.0	47.9	56.6	52.0	60.5	53.0	46.9
4. Desirable	17.5	18.8	16.1	17.0	22.7	15.8	20.1	16.9	16.6	14.8	27.5	17.2	19.6	15.0	17.8	12.0
<i>Item 8160 Subject C05, N01</i>	<i>N</i> 2436	1137	1205	1636	292	518	644	876	399	1834	439	1191	510	272	362	38
<b>A08B:</b> . . . some employees are of a different race?																
1. Not at all acceptable	1.3	2.3	0.3	1.2	1.8	0.8	1.0	1.8	1.4	1.3	1.5	1.2	1.9	0.5	0.5	8.8
2. Somewhat acceptable	4.0	5.1	2.9	4.3	3.8	4.6	4.2	4.6	1.5	2.4	9.9	3.7	2.5	4.2	4.7	-
3. Acceptable	66.4	72.6	60.4	68.2	66.5	67.1	64.0	69.9	61.8	66.7	64.4	64.5	66.9	68.6	71.5	71.2
4. Desirable	28.3	20.0	36.4	26.3	27.8	27.5	30.8	23.6	35.3	29.7	24.2	30.7	28.8	26.7	23.3	20.0
<i>Item 8170 Subject C05, N01</i>	<i>N</i> 2436	1137	1205	1636	290	518	644	874	401	1834	439	1190	510	273	362	38
<b>A08C:</b> . . . most employees are of a different race?																
1. Not at all acceptable	8.1	10.6	5.8	9.8	5.5	8.1	10.1	8.5	4.4	7.1	12.1	7.0	7.6	8.6	10.5	16.3
2. Somewhat acceptable	22.7	23.4	22.4	26.1	22.8	20.7	25.5	24.9	15.8	23.6	22.2	23.1	25.7	23.3	19.8	11.9
3. Acceptable	57.1	56.5	57.3	55.8	56.4	59.0	54.1	55.9	62.2	57.4	52.6	57.7	53.5	53.3	60.7	64.7
4. Desirable	12.1	9.4	14.5	8.3	15.3	12.2	10.4	10.7	17.6	11.9	13.2	12.2	13.1	14.8	9.0	7.1
<i>Item 8180 Subject C05, N01</i>	<i>N</i> 2431	1135	1201	1633	287	516	645	871	400	1829	439	1188	510	273	358	38
<b>A09:</b> How would you feel about living in an area where . . .																
<b>A09A:</b> . . . all the neighbors are of your race?																
1. Not at all acceptable	6.5	5.5	7.0	5.0	6.6	7.5	6.2	6.2	6.0	6.5	5.4	6.9	6.2	5.5	5.4	9.6
2. Somewhat acceptable	15.1	14.1	16.3	13.0	14.5	14.3	12.4	14.9	21.0	15.5	14.8	14.3	14.2	14.0	18.5	27.0
3. Acceptable	56.1	55.6	57.1	58.5	56.1	57.6	55.9	57.1	52.6	58.0	50.0	57.1	56.0	58.6	53.4	49.9
4. Desirable	22.2	24.7	19.6	23.5	22.7	20.5	25.5	21.7	20.3	20.1	29.8	21.6	23.6	21.9	22.7	13.4
<i>Item 8190 Subject N01</i>	<i>N</i> 2436	1136	1206	1638	288	517	640	876	403	1836	440	1193	510	270	362	38
<b>A09B:</b> . . . some of the neighbors are of other races?																
1. Not at all acceptable	1.6	2.6	0.5	1.6	2.2	1.2	1.6	2.2	0.8	1.1	2.9	1.3	2.4	0.5	0.5	3.1
2. Somewhat acceptable	5.7	6.9	4.1	5.9	4.6	6.7	5.3	5.8	4.5	4.1	10.2	5.1	3.9	7.7	6.9	5.7
3. Acceptable	67.7	73.0	62.6	68.7	68.7	69.4	66.8	68.5	65.0	68.6	66.2	67.1	69.3	67.3	69.0	72.7
4. Desirable	25.1	17.4	32.8	23.8	24.5	22.7	26.2	23.4	29.7	26.2	20.7	26.4	24.4	24.5	23.6	18.6
<i>Item 8200 Subject N01</i>	<i>N</i> 2436	1136	1204	1638	286	517	641	874	403	1834	440	1191	510	270	362	38
<b>A09C:</b> . . . most of the neighbors are of other races?																
1. Not at all acceptable	11.8	14.7	9.2	15.0	6.0	12.5	12.8	12.5	7.7	11.2	13.5	11.0	13.1	13.2	11.5	10.7
2. Somewhat acceptable	27.0	29.2	25.4	30.4	27.5	25.8	28.6	31.3	16.6	27.5	25.7	26.7	29.1	25.1	28.7	18.4
3. Acceptable	51.9	48.3	54.7	49.1	53.3	51.5	51.1	47.5	63.4	52.8	49.3	52.7	48.0	50.9	53.1	62.3
4. Desirable	9.2	7.8	10.8	5.5	13.2	10.1	7.5	8.6	12.2	8.5	11.4	9.6	9.9	10.8	6.6	8.6
<i>Item 8210 Subject N01</i>	<i>N</i> 2432	1136	1202	1635	289	517	642	872	401	1830	440	1190	508	273	362	36
<b>A10:</b> How would you feel about having your (future) children go to schools where . . .																
<b>A10A:</b> . . . all the children are of your race?																
1. Not at all acceptable	16.2	14.0	18.0	13.6	17.0	15.1	14.1	16.6	19.8	16.4	15.2	15.4	16.3	13.0	20.5	30.2
2. Somewhat acceptable	15.7	14.7	16.9	14.8	19.0	16.3	14.3	14.8	19.0	16.7	12.7	16.2	15.6	16.1	13.0	8.6
3. Acceptable	48.2	50.0	46.5	50.2	43.6	49.4	49.6	48.9	43.2	49.6	42.9	48.7	47.1	49.5	47.6	47.1
4. Desirable	19.9	21.3	18.6	21.4	20.4	19.2	22.0	19.7	18.0	17.3	29.2	19.6	21.1	21.5	19.0	14.1
<i>Item 8220 Subject B03, N01</i>	<i>N</i> 2432	1133	1205	1635	288	515	640	874	403	1832	440	1191	510	270	361	38



## MONITORING THE FUTURE

QUESTIONNAIRE FORM 3 1996	TOTAL	SEX		RACE		REGION				COLLEGE PLANS?		ILLICIT DRUG USE: LIFETIME					
		M	F	White	Black	NE	NC	S	W	Yes	No	None	Mari- juana Only	Few Pills	More Pills	Any Her- oin	
<i>N (Weighted No. of Cases):</i>	2455	1142	1207	1638	294	521	648	882	403	1839	441	1194	511	273	363	39	
<i>% of Weighted Total:</i>	100.0	46.5	49.1	66.7	12.0	21.2	26.4	35.9	16.4	74.9	18.0	48.6	20.8	11.1	14.8	1.6	
<b>A10B:</b> . . . some of the children are of other races?																	
1. Not at all acceptable	1.6	2.5	0.8	1.6	1.7	1.3	1.5	2.3	0.8	1.3	2.7	1.6	1.8	1.0	0.6	3.1	
2. Somewhat acceptable	4.7	5.1	3.5	4.2	3.3	6.0	4.3	4.2	4.7	3.5	8.1	4.4	3.2	3.9	7.4	7.1	
3. Acceptable	63.0	69.3	57.5	64.3	67.2	63.6	63.8	62.9	61.3	63.0	64.1	61.5	65.0	66.4	64.8	57.3	
4. Desirable	30.7	23.1	38.2	29.9	27.8	29.1	30.4	30.6	33.1	32.2	25.0	32.5	30.0	28.8	27.3	32.5	
<i>Item 8230 Subject B03, N01</i>	<i>N</i>	<i>2432</i>	<i>1133</i>	<i>1205</i>	<i>1635</i>	<i>287</i>	<i>516</i>	<i>641</i>	<i>872</i>	<i>403</i>	<i>1833</i>	<i>440</i>	<i>1191</i>	<i>510</i>	<i>270</i>	<i>362</i>	<i>38</i>
<b>A10C:</b> . . . most of the children are of other races?																	
1. Not at all acceptable	14.7	16.8	12.7	18.4	7.4	13.9	18.6	15.6	7.8	13.3	19.5	14.0	14.3	14.0	15.8	21.8	
2. Somewhat acceptable	27.8	30.2	25.3	31.1	28.1	26.8	29.5	30.4	20.5	28.0	27.9	26.7	28.2	31.2	28.2	27.6	
3. Acceptable	47.3	44.9	50.0	45.2	50.0	48.6	45.2	44.0	56.4	48.9	41.4	48.7	45.8	45.2	47.5	45.5	
4. Desirable	10.2	8.1	12.0	5.4	14.5	10.7	6.7	10.1	15.2	9.7	11.2	10.5	11.7	9.6	8.5	5.1	
<i>Item 8240 Subject B03, N01</i>	<i>N</i>	<i>2430</i>	<i>1133</i>	<i>1205</i>	<i>1633</i>	<i>287</i>	<i>516</i>	<i>639</i>	<i>872</i>	<i>403</i>	<i>1832</i>	<i>440</i>	<i>1191</i>	<i>510</i>	<i>270</i>	<i>360</i>	<i>38</i>
<b>A11:</b> What race are your close friends?																	
1. All my race	25.6	26.8	24.3	28.6	32.2	22.5	31.8	27.2	16.1	24.6	29.2	27.8	26.9	16.3	21.3	24.4	
2. Almost all my race	28.9	28.1	30.1	34.0	19.5	32.9	31.4	25.9	26.2	29.5	27.5	28.3	30.6	31.6	28.8	19.7	
3. Mostly my race	22.8	23.3	22.8	24.7	18.8	21.8	22.3	23.5	23.7	22.6	22.2	21.0	22.2	30.5	23.8	36.9	
4. About half my race	12.5	11.4	12.9	10.1	15.1	11.1	8.2	14.1	17.7	12.0	15.1	12.4	9.5	14.1	16.0	15.6	
5. Mostly other race(s)	5.9	6.1	5.4	1.7	8.3	7.2	3.3	5.4	9.3	5.9	4.7	5.4	6.5	5.3	6.5	3.4	
6. Almost all other race(s)	4.3	4.3	4.4	0.9	6.2	4.5	3.0	3.9	7.0	5.3	1.3	5.2	4.4	2.2	3.6	-	
<i>Item 8250 Subject N03</i>	<i>N</i>	<i>2418</i>	<i>1125</i>	<i>1200</i>	<i>1628</i>	<i>285</i>	<i>515</i>	<i>636</i>	<i>868</i>	<i>399</i>	<i>1828</i>	<i>435</i>	<i>1186</i>	<i>508</i>	<i>268</i>	<i>361</i>	<i>37</i>
<b>A12:</b> What race are the people in your neighborhood?																	
1. All my race	33.4	33.3	34.5	41.4	23.3	30.8	42.1	36.1	17.1	32.9	37.9	34.3	31.0	31.3	34.7	38.3	
2. Almost all my race	26.6	26.9	26.6	30.8	21.8	27.6	26.3	26.9	25.2	27.1	24.5	25.7	28.1	29.6	26.0	29.8	
3. Mostly my race	16.6	18.1	14.7	17.6	14.3	18.4	15.8	15.0	18.7	16.3	15.2	17.1	16.1	17.5	14.9	15.5	
4. About half my race	9.0	8.1	9.3	6.7	11.3	9.2	5.4	9.2	13.8	8.7	10.5	8.5	9.1	9.1	10.3	6.9	
5. Mostly other race(s)	8.1	7.0	8.5	2.4	16.5	8.1	4.7	7.5	14.8	7.7	8.4	7.8	8.3	5.5	8.9	7.8	
6. Almost all other race(s)	6.4	6.7	6.4	1.0	12.8	6.0	5.7	5.2	10.4	7.2	3.5	6.5	7.3	6.9	5.2	1.7	
<i>Item 8260 Subject N03</i>	<i>N</i>	<i>2419</i>	<i>1126</i>	<i>1200</i>	<i>1628</i>	<i>285</i>	<i>514</i>	<i>636</i>	<i>869</i>	<i>400</i>	<i>1827</i>	<i>436</i>	<i>1186</i>	<i>509</i>	<i>267</i>	<i>361</i>	<i>37</i>
<b>A13:</b> What race were the students in the elementary school where you spent the most time?																	
1. All my race	23.6	23.0	24.5	28.4	13.9	29.5	34.4	15.9	15.9	22.8	27.6	25.5	20.4	24.3	22.6	25.4	
2. Almost all my race	27.6	27.8	27.7	31.9	20.8	32.8	28.2	23.1	29.6	28.6	24.5	26.8	27.3	30.0	29.9	29.0	
3. Mostly my race	19.2	20.7	17.4	22.4	9.8	13.9	13.5	27.8	16.2	19.1	16.2	18.6	18.8	20.6	19.2	24.7	
4. About half my race	14.3	13.7	14.9	11.9	25.8	9.6	13.3	17.7	14.9	13.2	20.8	13.5	15.1	13.3	16.3	12.3	
5. Mostly other race(s)	8.9	9.1	8.6	3.7	17.4	7.9	5.6	8.9	15.3	9.3	6.4	7.9	12.1	7.0	8.2	8.2	
6. Almost all other race(s)	6.4	5.7	7.0	1.7	12.4	6.2	5.1	6.6	8.2	6.9	4.5	7.9	6.2	4.9	3.8	0.5	
<i>Item 8270 Subject B03, N03</i>	<i>N</i>	<i>2417</i>	<i>1125</i>	<i>1199</i>	<i>1627</i>	<i>284</i>	<i>514</i>	<i>636</i>	<i>867</i>	<i>400</i>	<i>1827</i>	<i>434</i>	<i>1185</i>	<i>509</i>	<i>267</i>	<i>360</i>	<i>37</i>
<b>A14:</b> What race are the students in your present school (if you are in school)?																	
1. All my race	8.5	8.3	8.6	10.4	5.5	6.2	17.7	4.7	4.7	7.8	11.6	9.7	6.8	5.2	7.0	11.7	
2. Almost all my race	24.5	25.2	24.6	29.0	18.5	33.1	28.5	18.9	19.1	24.3	26.0	24.6	24.1	25.7	27.0	16.1	
3. Mostly my race	26.2	29.5	23.2	31.7	13.2	24.8	21.4	32.3	22.3	27.0	21.0	26.4	24.7	27.3	25.8	36.5	
4. About half my race	21.9	19.4	23.8	21.8	25.4	16.6	20.0	26.7	21.5	21.1	26.3	19.0	24.8	25.9	24.1	26.9	
5. Mostly other race(s)	11.8	12.3	11.2	5.4	22.3	11.3	7.9	10.7	21.0	12.0	10.4	11.9	12.9	9.6	11.3	9.0	
6. Almost all other race(s)	7.1	5.4	8.6	1.6	15.0	8.1	4.5	6.7	11.3	7.7	4.8	8.4	6.7	6.3	4.7	-	
<i>Item 8280 Subject B03, N03</i>	<i>N</i>	<i>2404</i>	<i>1117</i>	<i>1197</i>	<i>1626</i>	<i>279</i>	<i>514</i>	<i>635</i>	<i>858</i>	<i>396</i>	<i>1821</i>	<i>429</i>	<i>1178</i>	<i>508</i>	<i>266</i>	<i>359</i>	<i>36</i>
<b>A15:</b> What race are the people that you work with on your job (if you have a job)?																	
1. All my race	30.3	31.4	29.9	39.1	10.6	35.5	37.2	26.9	18.7	29.5	36.8	32.7	26.5	26.9	32.3	15.8	
2. Almost all my race	22.7	21.1	24.0	26.6	14.5	24.2	25.1	20.9	19.9	23.1	21.4	22.7	22.3	23.9	22.9	31.1	
3. Mostly my race	16.4	16.7	16.3	17.7	13.7	15.2	14.6	18.6	16.2	15.7	16.6	13.7	14.5	20.2	21.3	29.6	
4. About half my race	11.9	12.4	10.9	9.9	16.8	8.3	10.3	13.8	15.3	11.7	12.2	11.8	12.8	10.6	11.5	15.2	
5. Mostly other race(s)	10.8	11.2	10.3	4.9	23.4	9.8	6.6	12.5	15.7	11.2	7.7	11.0	13.6	10.6	7.4	2.0	
6. Almost all other race(s)	7.9	7.2	8.6	1.7	21.0	6.9	6.3	7.2	14.1	8.7	5.3	8.0	10.4	7.8	4.7	6.3	
<i>Item 8290 Subject N03</i>	<i>N</i>	<i>2050</i>	<i>955</i>	<i>1010</i>	<i>1401</i>	<i>246</i>	<i>433</i>	<i>573</i>	<i>727</i>	<i>317</i>	<i>1529</i>	<i>393</i>	<i>980</i>	<i>442</i>	<i>235</i>	<i>313</i>	<i>32</i>



QUESTIONNAIRE FORM 3 1996	TOTAL	SEX		RACE		REGION				COLLEGE PLANS?		ILLICIT DRUG USE: LIFETIME				
		M	F	White	Black	NE	NC	S	W	Yes	No	None	Mari- juana Only	Few Pills	More Pills	Any Her- oin
<i>N (Weighted No. of Cases):</i>	2455	1142	1207	1638	294	521	648	882	403	1839	441	1194	511	273	363	39
<i>% of Weighted Total:</i>	100.0	46.5	49.1	66.7	12.0	21.2	26.4	35.9	16.4	74.9	18.0	48.6	20.8	11.1	14.8	1.6
<b>A16:</b> How often do you do things (like having a conversation, eating together, playing sports) with people of other races?																
1. Not at all	7.3	7.4	7.3	8.8	4.6	6.8	10.4	6.9	4.1	5.9	13.7	8.2	7.2	3.3	6.1	3.2
2. A little	21.5	21.1	21.3	24.5	18.5	25.1	23.7	20.3	16.1	21.4	21.5	22.1	22.2	19.7	20.0	21.3
3. Some	35.5	34.5	36.3	37.4	32.0	33.6	38.5	34.7	34.9	34.8	37.5	33.0	38.3	41.8	35.9	35.1
4. A lot	35.7	36.9	35.1	29.3	44.9	34.5	27.4	38.1	44.9	37.9	27.3	36.8	32.3	35.2	38.0	40.4
<i>Item 8300 Subject N03</i>	<i>N</i> 2416	1124	1199	1628	285	514	636	864	402	1830	435	1183	510	268	361	37
<b>A17:</b> Generally, how do you feel about the experiences you have had with people of other races?																
5. Very good	24.7	20.4	29.0	21.6	23.1	25.8	23.3	21.9	31.4	26.5	18.0	28.1	26.8	19.0	16.1	19.9
4. Mostly good	41.3	41.8	41.8	44.7	34.5	41.6	45.9	37.8	41.3	43.1	37.9	40.4	40.8	41.3	45.6	44.1
3. Mixed	30.2	33.1	26.2	29.3	39.4	29.2	25.9	36.4	25.1	27.9	35.3	28.2	29.0	37.5	34.8	22.7
2. Mostly bad	2.5	3.1	2.0	3.0	1.8	2.1	4.0	2.1	1.3	1.7	5.4	2.1	2.4	1.3	3.2	10.8
1. Very bad	1.3	1.8	0.9	1.4	1.3	1.3	1.0	1.7	0.9	0.8	3.5	1.3	1.0	0.9	0.3	2.5
<i>Item 8310 Subject N03</i>	<i>N</i> 2408	1120	1198	1624	284	514	630	863	400	1825	434	1181	509	267	359	36
<b>A18:</b> The next questions are about some of your own plans. Are you married or engaged?																
1. Married—SKIP TO Q.A20	0.1	0.1	0.2	0.1	0.6	0.3	-	0.2	0.1	*	0.7	*	0.2	0.1	0.2	4.1
2. Engaged	6.4	3.8	8.6	5.9	9.0	5.4	5.2	9.1	3.6	5.1	11.3	5.2	6.4	7.1	7.6	6.9
3. Neither	93.5	96.1	91.1	94.1	90.4	94.3	94.8	90.7	96.2	94.8	88.0	94.7	93.4	92.9	92.2	89.0
<i>Item 8320 Subject D01, R01</i>	<i>N</i> 2317	1069	1163	1580	257	488	611	831	386	1765	413	1133	488	262	346	35
<b>A19:</b> If it were just up to you, what would be the ideal time for you to get married?																
1. Within the next year or so	4.5	2.7	6.3	4.6	4.8	2.8	2.4	7.5	3.7	3.0	10.6	4.5	3.7	3.7	5.9	3.5
2. Two or three years from now	13.8	10.4	16.6	13.6	14.9	8.6	16.7	15.6	11.8	11.0	25.2	13.1	11.2	15.4	17.0	17.8
3. Four or five years from now	30.1	28.7	31.6	32.9	23.3	26.9	36.3	26.5	32.3	30.6	28.7	31.7	29.1	33.4	25.5	23.8
4. Over five years from now	45.7	50.4	41.5	44.2	50.2	55.9	39.3	43.6	47.3	50.3	27.2	45.8	49.7	43.5	42.4	49.2
5. I don't want to marry	5.9	7.8	4.0	4.6	6.9	5.8	5.3	6.7	4.9	5.0	8.3	4.9	6.2	4.0	9.2	5.7
<i>Item 8330 Subject D01</i>	<i>N†</i> 2297	1069	1144	1567	255	487	607	827	376	1743	417	1119	488	255	348	34
<b>A20:</b> Have you thought at all about whether you'd like to have children or how many you'd like to have?																
3. I've thought about it a lot	36.4	24.9	47.6	37.4	43.7	34.0	39.5	34.6	38.2	36.6	38.9	37.1	37.5	32.5	35.9	26.5
2. I've thought about it a little	54.1	61.3	47.5	54.2	50.0	53.7	51.2	57.0	52.7	55.0	49.5	53.3	54.7	58.0	53.3	59.3
1. I haven't thought about it at all	9.6	13.8	4.9	8.4	6.3	12.3	9.3	8.3	9.1	8.4	11.6	9.6	7.8	9.5	10.8	14.2
<i>Item 8340 Subject D02</i>	<i>N</i> 2365	1107	1168	1602	273	507	618	846	394	1799	421	1162	501	258	355	37
<b>A21:</b> All things considered, if you could have exactly the number of children you want, what number would you choose to have?																
1. None	4.5	4.5	4.6	4.2	4.1	5.4	2.7	5.6	3.8	4.3	5.6	4.8	3.7	2.4	6.0	6.3
2. One	6.5	5.9	6.9	6.1	11.9	5.1	7.0	7.3	5.7	6.1	8.0	6.4	5.9	6.8	7.3	6.2
3. Two	46.4	48.0	44.9	47.7	47.5	46.8	49.1	46.8	40.7	44.7	55.2	42.1	51.2	57.0	47.3	36.9
4. Three	19.9	19.2	20.7	20.2	17.2	18.8	21.1	19.8	19.7	21.2	14.2	20.8	21.2	18.3	17.5	13.8
5. Four	9.0	7.5	10.5	9.4	7.0	8.9	9.2	7.1	12.8	9.6	6.7	9.9	8.5	6.2	8.5	11.1
6. Five	2.3	1.3	3.0	1.8	3.2	1.5	1.7	2.4	3.7	2.4	1.7	3.3	0.4	1.7	2.0	-
7. Six or more	2.1	2.0	2.3	1.5	4.3	1.9	1.3	1.8	4.4	1.9	2.4	1.9	2.5	2.0	1.0	5.7
8. Don't know	9.3	11.6	7.0	9.0	4.9	11.5	7.8	9.2	9.1	9.8	6.2	10.8	6.5	5.7	10.4	20.1
<i>Item 8350 Subject D02</i>	<i>N</i> 2402	1121	1193	1622	283	513	630	862	397	1824	429	1178	505	267	358	38
<b>A22:</b> If the "population explosion" were NOT a problem, would you choose to have a larger number of children?																
4. Yes, I'm sure I would want more	3.8	3.8	3.8	3.1	5.3	4.2	3.6	3.8	3.4	3.8	3.1	3.6	3.7	1.8	4.6	15.4
3. I probably would want more	9.0	9.1	9.2	7.5	10.7	7.0	9.5	7.5	14.1	8.8	9.5	10.6	8.3	6.0	7.0	3.7
2. I probably would not want more	30.5	29.5	31.3	31.6	26.1	28.5	28.0	32.6	32.2	31.1	29.9	30.6	31.7	30.8	28.9	28.6
1. I'm sure I would not want more	34.9	33.7	36.3	35.0	39.3	36.2	35.6	34.7	32.4	35.1	35.1	33.2	36.8	42.7	32.5	20.4
8. Don't know, no idea	21.9	24.0	19.4	22.8	18.5	24.1	23.3	21.4	17.8	21.3	22.4	22.0	19.5	18.7	27.0	31.9
<i>Item 8360 Subject D02, E01</i>	<i>N</i> 2419	1128	1202	1631	286	514	636	868	400	1831	438	1182	509	270	363	39

\* = less than .05 percent. † = excludes respondents for whom question was inappropriate.



QUESTIONNAIRE FORM 3 1996	TOTAL	SEX		RACE		REGION				COLLEGE PLANS?		ILLCIT DRUG USE: LIFETIME					
		M	F	White	Black	NE	NC	S	W	Yes	No	None	Mari- juana Only	Few Pills	More Pills	Any Her- oin	
<i>N (Weighted No. of Cases):</i>	2455	1142	1207	1638	294	521	648	882	403	1839	441	1194	511	273	363	39	
<i>% of Weighted Total:</i>	100.0	46.5	49.1	66.7	12.0	21.2	26.4	35.9	16.4	74.9	18.0	48.6	20.8	11.1	14.8	1.6	
<b>A23:</b> If it were just up to you, how soon after getting married would you want to have your first child?																	
1. I don't want to have children (or get married)	5.0	5.1	5.1	4.6	4.9	5.6	3.6	6.0	4.2	4.9	4.8	4.8	4.4	2.7	7.3	10.5	
2. I wouldn't wait at all	6.7	8.9	4.4	5.6	11.0	5.1	7.9	6.2	7.8	5.9	9.1	5.4	6.9	10.2	7.1	8.2	
3. I would wait one year	25.3	26.5	24.9	24.2	30.0	27.0	28.0	24.2	21.0	24.1	29.3	26.2	25.9	22.9	24.2	19.4	
4. I would wait two years	27.8	25.8	29.4	27.8	25.4	26.7	29.1	25.9	31.4	28.8	24.5	29.1	23.5	33.3	26.0	8.6	
5. I would wait three years	11.7	7.7	15.1	12.6	8.4	12.3	10.3	11.1	14.3	13.0	7.3	11.7	13.8	10.4	10.3	12.9	
6. I would wait four or five years	9.3	7.4	11.5	11.3	5.9	7.5	8.7	12.4	6.1	10.3	7.5	9.9	10.1	8.8	8.6	4.8	
7. I would wait more than five years	1.9	2.2	1.5	1.5	1.0	1.9	1.2	1.9	2.8	1.6	2.2	2.0	1.3	1.6	1.5	5.2	
8. Don't know, or already have a child	12.3	16.5	8.1	12.4	13.4	13.9	11.2	12.2	12.4	11.3	15.3	10.8	14.0	10.1	15.0	30.3	
<i>Item 8370 Subject D02</i>	<i>N</i>	<i>2402</i>	<i>1120</i>	<i>1193</i>	<i>1623</i>	<i>282</i>	<i>514</i>	<i>632</i>	<i>857</i>	<i>399</i>	<i>1821</i>	<i>431</i>	<i>1176</i>	<i>505</i>	<i>269</i>	<i>357</i>	<i>38</i>
<b>A24:</b> Now we'd like you to make some ratings of how good or bad a job you feel each of the following organizations is doing for the country as a whole. For each one, mark the circle that best describes how you feel.																	
How good or bad a job is being done for the country as a whole by . . .																	
<b>A24A:</b> Large corporations?																	
1. Very poor	2.8	4.3	1.3	2.9	1.9	2.5	2.9	3.0	2.6	2.7	2.1	2.5	3.0	0.7	4.8	10.1	
2. Poor	7.4	9.1	5.8	7.5	9.3	8.6	7.1	7.7	5.8	8.2	4.1	6.9	7.2	7.1	9.5	12.7	
3. Fair	28.3	30.5	26.4	27.4	33.2	30.0	27.5	27.9	28.3	28.4	30.4	29.0	29.1	29.2	26.3	23.9	
4. Good	28.6	28.2	28.9	29.8	21.9	29.8	29.8	28.6	25.3	28.2	30.7	27.7	26.8	33.1	29.3	18.5	
5. Very good	7.7	9.9	5.7	8.1	6.9	7.8	9.2	7.3	6.2	7.0	12.0	7.4	7.4	8.4	9.3	2.8	
8. No opinion	25.1	17.9	32.0	24.3	26.8	21.3	23.6	25.4	31.8	25.4	20.7	26.6	26.5	21.5	20.8	31.9	
<i>Item 8380 Subject K02</i>	<i>N</i>	<i>2416</i>	<i>1129</i>	<i>1202</i>	<i>1633</i>	<i>286</i>	<i>512</i>	<i>632</i>	<i>870</i>	<i>401</i>	<i>1832</i>	<i>437</i>	<i>1184</i>	<i>509</i>	<i>270</i>	<i>362</i>	<i>37</i>
<b>A24B:</b> Major labor unions?																	
1. Very poor	2.6	3.7	1.2	2.9	2.0	2.6	2.0	3.3	1.9	2.3	4.1	2.5	1.9	1.4	3.8	3.6	
2. Poor	9.1	11.7	6.9	9.7	6.8	8.6	10.4	8.1	9.7	9.1	8.3	8.4	11.0	7.6	9.7	5.5	
3. Fair	28.8	31.1	26.3	27.8	36.5	31.2	29.5	28.0	26.5	29.1	28.2	27.8	33.0	27.0	29.2	28.5	
4. Good	25.6	26.4	24.7	26.1	20.5	27.6	27.2	24.8	22.2	25.2	28.4	26.0	20.5	31.9	26.6	27.5	
5. Very good	5.2	5.1	5.4	5.0	7.0	5.5	4.4	5.6	5.1	5.0	6.5	4.4	5.8	5.9	6.2	1.3	
8. No opinion	28.8	21.9	35.5	28.6	27.2	24.5	26.6	30.2	34.6	29.3	24.5	30.9	27.9	26.2	24.5	33.7	
<i>Item 8390 Subject K02</i>	<i>N</i>	<i>2411</i>	<i>1125</i>	<i>1200</i>	<i>1628</i>	<i>285</i>	<i>511</i>	<i>633</i>	<i>868</i>	<i>399</i>	<i>1830</i>	<i>436</i>	<i>1181</i>	<i>510</i>	<i>269</i>	<i>361</i>	<i>37</i>
<b>A24C:</b> The nation's colleges and universities?																	
1. Very poor	1.3	1.8	0.9	1.3	1.2	0.4	1.4	1.7	1.3	1.4	1.1	1.3	1.0	1.1	1.7	3.2	
2. Poor	2.8	3.1	2.1	2.3	2.9	3.4	3.6	1.8	2.6	2.1	4.7	2.1	3.3	3.1	4.1	4.2	
3. Fair	17.4	20.1	14.6	15.6	18.1	17.7	14.8	17.6	20.6	17.4	15.9	17.0	16.7	20.1	18.4	15.3	
4. Good	41.7	39.3	45.7	43.7	38.8	44.9	42.9	41.3	36.8	43.2	39.6	45.2	39.2	39.7	36.7	52.8	
5. Very good	28.8	27.2	29.6	30.1	26.7	27.2	29.3	29.7	27.8	29.4	26.2	26.3	32.3	31.0	29.5	10.8	
8. No opinion	8.1	8.6	7.2	6.9	12.3	6.4	8.0	7.8	10.8	6.5	12.5	8.1	7.5	4.8	9.6	13.7	
<i>Item 8400 Subject B10, K02</i>	<i>N</i>	<i>2411</i>	<i>1124</i>	<i>1201</i>	<i>1628</i>	<i>286</i>	<i>508</i>	<i>634</i>	<i>869</i>	<i>400</i>	<i>1828</i>	<i>436</i>	<i>1181</i>	<i>510</i>	<i>270</i>	<i>361</i>	<i>37</i>
<b>A24D:</b> The nation's public schools?																	
1. Very poor	6.5	6.8	6.4	6.3	6.9	6.7	6.3	7.3	5.0	6.5	6.4	6.0	5.8	5.6	9.6	11.1	
2. Poor	19.3	22.0	17.1	19.0	18.8	17.4	20.9	19.5	18.8	20.2	16.2	18.2	18.1	16.0	27.1	31.1	
3. Fair	37.2	36.7	38.0	37.7	38.3	38.3	37.0	35.9	39.2	38.2	34.2	40.0	35.4	35.6	33.2	24.0	
4. Good	24.3	23.0	25.7	25.5	19.9	25.5	23.8	24.0	24.4	24.2	26.4	23.8	26.0	32.0	18.7	19.3	
5. Very good	6.3	5.0	7.2	6.1	7.8	7.5	6.5	5.9	5.2	5.6	8.9	5.6	7.2	7.5	6.1	1.1	
8. No opinion	6.3	6.5	5.6	5.4	8.2	4.6	5.5	7.3	7.4	5.4	7.9	6.3	7.5	3.2	5.3	13.5	
<i>Item 8410 Subject B10, K02</i>	<i>N</i>	<i>2410</i>	<i>1127</i>	<i>1197</i>	<i>1626</i>	<i>286</i>	<i>512</i>	<i>633</i>	<i>864</i>	<i>401</i>	<i>1830</i>	<i>433</i>	<i>1186</i>	<i>509</i>	<i>268</i>	<i>360</i>	<i>37</i>
<b>A24E:</b> Churches and religious organizations?																	
1. Very poor	4.5	6.5	2.5	5.0	2.5	5.5	3.8	5.0	3.1	4.2	5.8	2.3	4.5	3.8	10.3	12.5	
2. Poor	6.0	7.7	4.3	5.9	5.0	6.0	5.2	6.7	5.9	6.2	5.1	5.4	5.7	6.1	7.6	19.0	
3. Fair	23.1	23.5	23.3	22.7	24.3	25.0	26.7	19.2	23.6	23.5	22.3	21.9	26.2	23.2	25.6	6.4	
4. Good	32.3	30.4	34.2	32.4	29.3	34.2	31.3	33.6	28.9	33.2	30.0	35.1	30.7	35.2	24.9	17.1	
5. Very good	16.7	14.4	18.8	16.2	25.8	13.0	14.3	19.0	20.1	16.6	17.2	19.1	14.0	18.1	11.2	10.5	
8. No opinion	17.4	17.6	16.9	17.8	13.0	16.3	18.6	16.6	18.5	16.2	19.6	16.2	18.8	13.7	20.4	34.5	
<i>Item 8420 Subject G, K02</i>	<i>N</i>	<i>2413</i>	<i>1125</i>	<i>1201</i>	<i>1631</i>	<i>285</i>	<i>512</i>	<i>634</i>	<i>868</i>	<i>398</i>	<i>1832</i>	<i>436</i>	<i>1182</i>	<i>510</i>	<i>269</i>	<i>362</i>	<i>37</i>



QUESTIONNAIRE FORM 3 1996	TOTAL	SEX		RACE		REGION				COLLEGE PLANS?		ILLICIT DRUG USE: LIFETIME				
		M	F	White	Black	NE	NC	S	W	Yes	No	None	Mari- juana Only	Few Pills	More Pills	Any Her- oin
<i>N (Weighted No. of Cases):</i> <i>% of Weighted Total:</i>	2455 100.0	1142 46.5	1207 49.1	1638 66.7	294 12.0	521 21.2	648 26.4	882 35.9	403 16.4	1839 74.9	441 18.0	1194 48.6	511 20.8	273 11.1	363 14.8	39 1.6
<b>A24F:</b> The national news media (TV, magazines, news services)?																
1. Very poor	11.0	13.0	9.0	12.2	10.4	13.0	8.6	11.2	12.1	11.5	8.8	10.9	9.8	8.5	16.0	13.8
2. Poor	17.5	18.6	17.1	19.5	13.6	16.3	22.0	15.6	15.8	18.4	16.1	19.1	16.2	17.9	15.3	9.3
3. Fair	28.0	26.1	30.5	28.4	25.9	28.8	28.1	28.7	25.6	29.9	22.9	29.3	26.1	34.8	21.5	42.8
4. Good	22.9	21.2	24.2	21.9	24.3	21.6	22.7	21.7	27.4	21.7	25.5	20.4	27.7	22.1	25.0	12.1
5. Very good	11.6	11.8	11.0	9.6	13.3	13.6	9.2	12.5	10.9	11.3	12.4	11.6	12.5	11.6	10.6	2.1
8. No opinion	8.9	9.4	8.2	8.5	12.6	6.7	9.3	10.3	8.2	7.3	14.3	8.7	7.8	5.0	11.6	20.0
<i>Item 8430 Subject K02</i>	<i>N</i> 2411	1127	1198	1629	286	511	635	867	399	1830	435	1183	509	270	359	37
<b>A24G:</b> The President and his administration?																
1. Very poor	9.5	12.7	6.4	11.3	6.0	8.0	9.5	12.2	5.4	8.7	12.8	8.3	9.2	7.9	13.7	17.3
2. Poor	17.6	19.1	15.9	19.3	12.7	19.6	18.5	16.3	16.1	17.5	20.9	18.7	14.9	16.2	20.2	12.6
3. Fair	34.9	32.8	37.8	34.4	34.7	33.6	33.5	35.2	38.3	37.1	26.5	36.5	35.7	35.1	29.3	30.0
4. Good	20.5	21.1	20.3	19.6	21.0	20.1	19.7	20.1	23.1	20.7	18.8	20.7	20.8	21.0	20.4	20.1
5. Very good	3.5	3.3	3.3	2.8	6.5	4.0	3.7	3.5	2.8	3.1	3.8	3.3	4.1	4.0	2.2	-
8. No opinion	14.0	11.0	16.3	12.6	19.0	14.8	15.1	12.7	14.3	12.9	17.2	12.6	15.3	15.8	14.3	20.1
<i>Item 8440 Subject H04, K02</i>	<i>N</i> 2415	1126	1203	1633	285	511	636	868	400	1833	436	1186	508	270	360	37
<b>A24H:</b> Congress—that is, the U.S. Senate and House of Representatives?																
1. Very poor	7.6	9.4	6.0	8.4	7.0	7.8	8.1	7.6	6.6	7.3	9.6	6.5	6.8	6.9	11.8	7.4
2. Poor	19.1	21.7	16.6	19.4	14.0	18.0	22.0	17.7	18.9	19.5	16.1	20.4	20.0	13.0	19.7	21.2
3. Fair	32.4	32.4	32.9	32.2	32.6	33.9	29.0	32.8	34.7	33.3	30.6	32.5	30.5	40.0	30.9	25.0
4. Good	15.9	17.1	15.0	16.6	12.3	15.1	15.1	17.6	14.2	15.7	16.0	16.8	15.7	14.8	14.0	11.8
5. Very good	2.2	2.3	1.5	1.9	3.5	3.2	2.6	2.0	0.6	1.7	2.4	2.0	2.8	1.9	1.5	0.5
8. No opinion	22.9	17.2	27.9	21.6	30.7	22.0	23.3	22.2	25.0	22.5	25.3	21.8	24.3	23.4	22.0	34.0
<i>Item 8450 Subject H04, K02</i>	<i>N</i> 2413	1126	1201	1633	284	510	635	867	401	1832	436	1186	506	269	362	37
<b>A24I:</b> The U.S. Supreme Court?																
1. Very poor	4.5	5.4	3.6	4.9	4.8	4.0	3.3	6.0	3.6	3.7	7.6	3.0	4.2	2.6	9.2	8.7
2. Poor	8.0	8.6	7.3	7.8	7.5	9.7	8.6	5.9	9.3	7.8	8.9	8.5	7.8	7.4	8.1	7.8
3. Fair	30.9	30.0	31.5	30.1	30.8	31.0	32.4	30.6	28.8	29.8	35.2	31.3	29.2	28.7	33.5	33.7
4. Good	25.2	29.1	22.4	26.4	21.3	27.9	23.0	27.0	21.7	26.7	21.2	25.1	27.4	26.6	24.0	10.2
5. Very good	5.2	6.5	3.3	4.9	6.2	4.8	4.4	7.0	3.3	4.9	4.7	5.4	5.7	5.9	2.4	5.6
8. No opinion	26.2	20.4	31.8	25.9	29.3	22.7	28.3	23.6	33.2	27.2	22.4	26.6	25.8	28.8	22.8	34.0
<i>Item 8460 Subject H04, K02</i>	<i>N</i> 2402	1119	1197	1625	283	510	633	861	400	1826	435	1181	506	269	357	37
<b>A24J:</b> All the courts and the justice system in general?																
1. Very poor	9.8	11.9	7.9	10.5	11.6	11.7	11.4	8.1	8.4	9.6	9.3	9.4	8.7	5.8	15.4	12.3
2. Poor	19.1	17.6	21.2	19.8	14.4	18.7	19.6	17.9	21.5	20.3	16.0	19.3	19.8	18.8	18.1	23.0
3. Fair	34.2	32.0	35.9	33.8	35.3	33.8	34.7	34.3	33.5	34.3	34.1	34.9	34.6	31.8	33.5	23.7
4. Good	18.0	22.0	14.7	18.8	17.0	17.1	15.6	21.9	14.5	18.2	18.6	17.2	19.6	24.2	16.0	9.9
5. Very good	3.2	3.7	2.1	2.7	3.8	3.3	3.9	3.3	1.8	2.4	4.6	2.2	3.8	4.9	3.7	-
8. No opinion	15.8	12.8	18.2	14.3	17.8	15.5	14.8	14.5	20.3	15.1	17.4	17.1	13.4	14.5	13.3	31.1
<i>Item 8470 Subject H04, K02</i>	<i>N</i> 2412	1126	1200	1631	284	510	636	865	401	1833	436	1185	507	268	362	37
<b>A24K:</b> The police and other law enforcement agencies?																
1. Very poor	11.1	13.9	8.4	9.4	18.8	11.5	12.6	10.2	10.3	10.5	12.3	8.8	10.5	8.6	20.4	16.7
2. Poor	17.5	16.5	18.5	15.8	22.9	18.6	18.2	16.6	16.5	17.7	15.8	17.2	18.9	15.5	19.2	16.8
3. Fair	36.0	34.3	37.9	36.8	36.4	33.1	37.0	37.9	34.4	37.2	32.6	36.5	38.3	35.0	33.6	32.8
4. Good	22.3	23.3	21.4	25.3	8.8	24.0	18.8	22.0	26.2	23.1	20.7	24.1	19.6	29.6	16.7	7.6
5. Very good	5.3	5.3	5.1	5.4	5.8	6.7	5.7	4.5	4.9	4.7	7.4	5.3	5.9	6.7	3.3	3.6
8. No opinion	7.7	6.6	8.6	7.3	7.3	6.1	7.7	8.8	7.6	6.8	11.3	8.0	6.8	4.7	6.7	22.5
<i>Item 8480 Subject K02</i>	<i>N</i> 2414	1127	1201	1632	285	511	636	867	401	1832	437	1186	507	268	362	37
<b>A24L:</b> The U.S. military?																
1. Very poor	2.6	3.7	1.5	2.6	3.1	2.0	4.3	1.4	3.2	2.6	2.8	1.6	2.5	2.5	6.4	2.1
2. Poor	3.1	3.5	2.4	2.2	2.7	3.2	4.9	1.8	2.8	2.8	3.5	2.6	4.7	1.1	3.7	10.4
3. Fair	20.8	19.7	21.8	19.5	24.8	21.0	18.8	21.9	21.1	20.2	22.3	23.0	19.2	15.1	18.0	18.0
4. Good	34.5	31.1	38.3	36.5	27.6	33.0	33.1	35.1	37.6	36.5	28.8	35.4	35.0	36.6	32.1	25.1
5. Very good	21.1	29.0	13.7	22.3	21.8	23.9	18.9	22.9	17.2	20.2	24.0	19.7	19.8	26.7	24.0	17.9
8. No opinion	17.9	13.0	22.3	16.9	19.9	16.9	19.9	17.0	18.1	17.7	18.6	17.7	18.9	18.0	15.8	26.4
<i>Item 8490 Subject K02, L04</i>	<i>N</i> 2407	1123	1198	1627	284	507	634	866	400	1826	437	1185	505	268	359	37



## MONITORING THE FUTURE

QUESTIONNAIRE FORM 3 1996	TOTAL	SEX		RACE		REGION				COLLEGE PLANS?		ILLICIT DRUG USE: LIFETIME					
		M	F	White	Black	NE	NC	S	W	Yes	No	None	Mari- juana Only	Few Pills	More Pills	Any Her- oin	
<i>N (Weighted No. of Cases):</i>	2455	1142	1207	1638	294	521	648	882	403	1839	441	1194	511	273	363	39	
<i>% of Weighted Total:</i>	100.0	46.5	49.1	66.7	12.0	21.2	26.4	35.9	16.4	74.9	18.0	48.6	20.8	11.1	14.8	1.6	
<b>A25:</b> All things considered, do you think the armed services presently have too much or too little influence on the way this country is run?																	
1. Far too little	2.9	3.9	1.9	2.5	4.4	3.3	3.2	3.3	1.1	2.8	3.9	2.8	3.3	2.3	3.7	-	
2. Too little	12.5	11.9	13.5	12.4	16.4	13.2	11.9	13.1	11.4	10.9	19.0	10.8	12.9	12.6	16.4	12.0	
3. About right	66.7	65.7	67.6	67.9	59.4	64.9	68.4	67.2	65.2	67.8	60.6	69.7	66.2	66.4	59.8	59.1	
4. Too much	13.7	13.4	13.8	13.3	14.0	15.4	11.9	12.4	16.9	14.7	10.7	13.1	13.5	15.5	14.8	13.0	
5. Far too much	4.2	5.0	3.2	4.0	5.9	3.1	4.6	4.0	5.4	3.9	5.8	3.7	4.1	3.2	5.3	15.8	
<i>Item 8500 Subject K03, L04</i>	<i>N</i>	2362	1115	1168	1603	278	501	627	845	390	1795	431	1151	504	267	356	33
<b>A26:</b> Do you think the U.S. spends too much or too little on the armed services?																	
1. Far too little	2.7	3.6	1.8	2.5	1.5	1.7	1.9	4.0	2.4	1.9	5.3	2.1	2.0	3.6	3.5	5.8	
2. Too little	10.2	11.5	8.6	10.1	11.0	10.5	9.7	11.7	7.6	8.9	13.8	10.5	9.9	11.6	9.4	8.5	
3. About right	47.7	45.9	49.3	48.5	49.4	47.8	47.6	49.8	43.0	48.4	44.4	49.3	48.6	48.4	41.2	29.6	
4. Too much	29.9	28.4	32.1	30.3	28.3	30.7	29.5	27.2	35.2	30.8	28.5	29.9	29.4	27.2	32.9	34.5	
5. Far too much	9.5	10.7	8.1	8.7	9.8	9.2	11.4	7.3	11.7	10.0	8.0	8.1	10.1	9.2	13.1	21.6	
<i>Item 8510 Subject K03, L04</i>	<i>N</i>	2362	1119	1165	1602	277	505	626	844	387	1798	429	1151	503	269	355	34
<b>A27:</b> Individuals differ in whether or not they disapprove of people doing certain things. Do YOU disapprove of people (who are 18 or older) doing each of the following?																	
<b>A27A:</b> Smoking one or more packs of cigarettes per day																	
1. Don't disapprove	32.8	35.4	30.3	37.2	16.3	35.0	35.7	31.9	27.2	29.3	46.3	18.2	37.4	45.6	62.1	72.5	
2. Disapprove	31.8	30.9	32.5	32.1	34.2	32.7	29.9	33.1	30.9	33.3	26.6	33.8	35.8	30.8	22.7	19.3	
3. Strongly disapprove	35.4	33.8	37.1	30.7	49.5	32.3	34.3	35.0	41.9	37.4	27.1	48.0	26.8	23.5	15.3	8.1	
<i>Item 8560 Subject A11a</i>	<i>N</i>	2412	1125	1203	1633	283	513	634	864	402	1831	437	1189	508	270	360	35
<b>A27B:</b> Trying marijuana (pot, grass) once or twice																	
1. Don't disapprove	47.5	51.3	43.8	51.3	32.8	54.4	49.9	42.3	45.9	45.8	53.1	19.3	75.7	66.6	83.8	89.0	
2. Disapprove	21.4	20.6	21.9	19.6	27.7	18.9	19.0	23.2	24.5	21.7	19.3	28.1	17.7	17.5	7.9	6.8	
3. Strongly disapprove	31.1	28.1	34.3	29.1	39.5	26.7	31.1	34.5	29.6	32.5	27.5	52.5	6.6	15.9	8.4	4.3	
<i>Item 8570 Subject A11a</i>	<i>N</i>	2411	1123	1205	1630	285	512	635	862	402	1831	440	1189	508	270	358	36
<b>A27C:</b> Smoking marijuana occasionally																	
1. Don't disapprove	37.1	40.4	33.6	39.2	29.4	42.0	38.7	33.9	35.4	35.1	43.7	11.3	55.5	56.7	77.2	82.6	
2. Disapprove	21.6	21.2	21.8	20.7	24.8	21.3	19.7	21.2	25.8	22.2	18.8	22.4	30.2	18.8	11.2	5.3	
3. Strongly disapprove	41.2	38.4	44.6	40.1	45.7	36.7	41.5	44.9	38.8	42.7	37.5	66.3	14.4	24.5	11.5	12.1	
<i>Item 8580 Subject A11a</i>	<i>N</i>	2399	1115	1200	1625	279	511	631	855	402	1824	434	1182	503	270	358	35
<b>A27D:</b> Smoking marijuana regularly																	
1. Don't disapprove	20.0	24.8	14.7	20.1	20.0	21.2	22.4	18.1	18.6	18.0	26.2	5.3	23.6	25.5	54.8	70.2	
2. Disapprove	22.0	21.4	22.3	21.7	25.3	23.8	20.0	22.4	22.0	21.4	23.9	14.0	36.7	29.7	21.5	12.2	
3. Strongly disapprove	58.0	53.9	63.0	58.2	54.7	55.0	57.6	59.5	59.5	60.6	49.9	80.7	39.7	44.8	23.7	17.6	
<i>Item 8590 Subject A11a</i>	<i>N</i>	2408	1122	1202	1629	283	514	633	859	401	1827	438	1185	508	270	359	35
<b>A27E:</b> Trying LSD once or twice																	
1. Don't disapprove	20.4	22.7	18.0	23.9	5.0	27.1	20.1	17.5	18.7	19.6	22.3	6.3	16.8	33.9	56.4	68.1	
2. Disapprove	17.7	15.4	20.2	17.6	16.1	16.6	16.0	18.7	19.8	17.3	20.0	15.1	22.9	22.7	16.7	13.2	
3. Strongly disapprove	61.9	61.9	61.9	58.5	78.9	56.3	63.9	63.8	61.5	63.1	57.6	78.6	60.3	43.5	26.9	18.7	
<i>Item 8600 Subject A11a</i>	<i>N</i>	2409	1124	1203	1631	284	513	633	862	401	1828	440	1186	506	270	360	36
<b>A27F:</b> Taking LSD regularly																	
1. Don't disapprove	6.8	8.5	4.9	7.7	3.5	6.8	6.7	6.8	7.3	5.7	10.3	2.4	5.3	4.8	19.7	42.0	
2. Disapprove	14.1	14.9	13.1	13.7	11.4	18.2	11.6	13.9	13.1	13.1	17.7	7.8	15.2	19.0	28.1	26.9	
3. Strongly disapprove	79.1	76.6	82.0	78.7	85.1	75.0	81.7	79.3	79.6	81.2	71.9	89.8	79.5	76.2	52.2	31.1	
<i>Item 8610 Subject A11a</i>	<i>N</i>	2426	1136	1204	1636	292	517	637	869	403	1835	441	1190	510	273	363	39



QUESTIONNAIRE FORM 3 1996	TOTAL	SEX		RACE		REGION				COLLEGE PLANS?		ILLICIT DRUG USE: LIFETIME				
		M	F	White	Black	NE	NC	S	W	Yes	No	None	Mari- juana Only	Few Pills	More Pills	Any Her- oin
<i>N (Weighted No. of Cases):</i>	2455	1142	1207	1638	294	521	648	882	403	1839	441	1194	511	273	363	39
<i>% of Weighted Total:</i>	100.0	46.5	49.1	66.7	12.0	21.2	26.4	35.9	16.4	74.9	18.0	48.6	20.8	11.1	14.8	1.6
<b>A27G:</b> Trying heroin once or twice																
1. Don't disapprove	7.9	9.0	7.0	9.0	2.4	9.0	7.9	7.2	8.0	7.1	11.2	4.0	6.2	6.9	18.5	59.0
2. Disapprove	16.4	15.3	17.4	16.5	14.6	18.4	15.0	15.3	18.1	15.8	17.9	12.7	16.6	22.8	22.2	19.1
3. Strongly disapprove	75.7	75.7	75.7	74.5	83.0	72.6	77.1	77.5	73.9	77.2	70.9	83.3	77.2	70.2	59.3	21.9
<i>Item 8620 Subject A11a</i>	<i>N</i> 2425	1135	1204	1635	293	517	636	870	403	1834	441	1190	511	273	362	39
<b>A27H:</b> Taking heroin occasionally																
1. Don't disapprove	5.0	6.3	3.7	5.6	3.1	4.9	4.8	4.5	6.4	3.9	8.9	2.9	3.4	5.0	9.8	34.8
2. Disapprove	11.8	11.4	12.0	12.0	10.4	13.7	11.1	11.8	10.3	11.0	14.7	7.7	11.1	14.7	22.0	28.9
3. Strongly disapprove	83.2	82.3	84.3	82.5	86.5	81.4	84.1	83.6	83.4	85.1	76.3	89.4	85.5	80.4	68.2	36.3
<i>Item 8630 Subject A11a</i>	<i>N</i> 2422	1135	1202	1633	292	516	636	868	402	1832	439	1188	510	273	361	39
<b>A27I:</b> Taking heroin regularly																
1. Don't disapprove	3.7	5.1	2.3	3.9	2.9	3.6	3.8	2.9	5.5	3.1	5.7	2.5	3.0	2.5	7.2	20.3
2. Disapprove	7.8	8.9	6.8	7.7	8.3	8.2	7.5	8.1	6.9	6.4	13.5	5.0	8.4	8.0	13.9	16.2
3. Strongly disapprove	88.5	86.0	90.9	88.3	88.8	88.2	88.6	89.0	87.6	90.5	80.8	92.5	88.6	89.4	78.9	63.5
<i>Item 8640 Subject A11a</i>	<i>N</i> 2409	1131	1194	1626	290	512	633	864	399	1822	436	1182	509	269	361	37
<b>A27J:</b> Trying a barbiturate (downer, goofball, red, yellow, etc.) once or twice																
1. Don't disapprove	15.1	15.9	14.2	17.8	4.6	19.6	16.5	12.5	12.4	14.1	18.0	4.5	10.8	19.9	45.3	73.6
2. Disapprove	23.3	24.4	22.2	24.8	15.3	25.4	21.2	21.7	27.2	23.5	22.4	19.6	28.5	27.8	26.1	12.1
3. Strongly disapprove	61.6	59.7	63.6	57.5	80.1	54.9	62.3	65.7	60.4	62.4	59.6	75.9	60.7	52.2	28.6	14.4
<i>Item 8650 Subject A11a</i>	<i>N</i> 2418	1132	1201	1632	293	517	634	866	401	1828	441	1186	510	272	361	39
<b>A27K:</b> Taking barbiturates regularly																
1. Don't disapprove	5.2	6.8	3.4	5.7	2.8	6.2	5.0	3.9	6.7	4.5	6.4	2.6	4.0	2.2	12.6	42.6
2. Disapprove	16.9	18.3	15.3	17.8	14.0	18.7	17.7	16.2	15.2	15.0	23.3	8.3	17.2	26.0	36.6	27.3
3. Strongly disapprove	77.9	74.9	81.3	76.5	83.1	75.1	77.3	79.9	78.1	80.5	70.3	89.1	78.8	71.8	50.9	30.1
<i>Item 8660 Subject A11a</i>	<i>N</i> 2408	1129	1195	1627	292	516	631	863	398	1825	435	1181	508	269	363	38
<b>A27L:</b> Trying an amphetamine (upper, pep pill, bennie, speed) once or twice																
1. Don't disapprove	20.1	20.8	19.5	23.8	6.8	23.3	23.5	17.1	17.2	18.5	26.1	6.6	16.0	29.8	56.3	78.1
2. Disapprove	21.5	20.8	22.0	22.3	15.9	23.6	19.1	21.0	24.0	21.7	19.6	20.3	25.4	25.2	18.5	10.4
3. Strongly disapprove	58.4	58.4	58.5	53.9	77.3	53.1	57.4	62.0	58.8	59.8	54.2	73.0	58.6	45.1	25.2	11.5
<i>Item 8670 Subject A11a</i>	<i>N</i> 2417	1135	1196	1633	292	517	635	866	400	1826	441	1185	510	273	360	39
<b>A27M:</b> Taking amphetamines regularly																
1. Don't disapprove	6.5	9.0	4.0	7.3	2.8	6.6	7.8	5.2	6.9	5.1	11.4	2.8	4.8	4.1	18.9	36.5
2. Disapprove	17.4	16.4	17.5	18.5	12.8	20.4	17.2	16.8	15.0	16.2	22.7	9.7	17.8	24.5	32.3	37.9
3. Strongly disapprove	76.2	74.6	78.4	74.2	84.5	73.1	75.0	78.0	78.1	78.7	66.0	87.5	77.3	71.3	48.7	25.7
<i>Item 8680 Subject A11a</i>	<i>N</i> 2423	1137	1200	1636	293	517	637	869	400	1831	441	1186	511	273	363	39
<b>A27N:</b> Trying cocaine once or twice																
1. Don't disapprove	10.0	12.3	8.1	11.2	3.2	11.8	9.7	8.8	11.0	8.8	14.3	3.8	6.5	10.0	30.9	56.1
2. Disapprove	14.0	12.1	15.5	14.3	10.5	18.0	11.6	12.4	16.0	13.2	16.0	9.7	14.2	20.5	22.9	16.5
3. Strongly disapprove	76.0	75.6	76.4	74.5	86.4	70.2	78.7	78.8	73.0	78.0	69.7	86.5	79.3	69.4	46.2	27.3
<i>Item 8690 Subject A11a</i>	<i>N</i> 2423	1136	1201	1634	292	515	637	868	403	1831	441	1188	510	273	363	39
<b>A27O:</b> Taking cocaine regularly																
1. Don't disapprove	4.4	6.1	2.8	4.8	2.7	3.7	4.1	4.2	6.4	3.4	8.1	2.3	2.7	3.0	10.2	33.4
2. Disapprove	9.0	10.0	8.1	9.0	7.4	11.0	8.1	9.0	7.6	8.1	12.7	5.0	9.4	10.1	19.1	27.3
3. Strongly disapprove	86.6	83.9	89.1	86.2	89.9	85.3	87.8	86.8	86.0	88.5	79.2	92.6	88.0	86.9	70.7	39.3
<i>Item 8700 Subject A11a</i>	<i>N</i> 2410	1127	1197	1629	289	514	633	862	401	1824	438	1185	508	272	358	39
<b>A27P:</b> Trying one or two drinks of an alcoholic beverage (beer, wine, liquor)																
1. Don't disapprove	73.5	74.0	73.4	79.1	57.7	78.7	77.8	70.3	67.0	73.7	72.6	59.6	88.1	82.7	92.5	87.6
2. Disapprove	15.7	15.4	16.1	13.1	20.8	14.5	12.6	15.9	21.8	14.9	19.5	23.5	6.6	11.5	5.4	7.3
3. Strongly disapprove	10.8	10.7	10.5	7.8	21.6	6.8	9.6	13.8	11.2	11.4	8.0	16.9	5.3	5.8	2.1	5.0
<i>Item 8710 Subject A11a</i>	<i>N</i> 2426	1136	1202	1636	292	518	637	870	401	1834	440	1189	511	273	363	39



QUESTIONNAIRE FORM 3 1996	TOTAL	SEX		RACE		REGION				COLLEGE PLANS?		ILLICIT DRUG USE: LIFETIME				
		M	F	White	Black	NE	NC	S	W	Yes	No	None	Mari- juana Only	Few Pills	More Pills	Any Her- oin
<i>N (Weighted No. of Cases):</i>	2455	1142	1207	1638	294	521	648	882	403	1839	441	1194	511	273	363	39
<i>% of Weighted Total:</i>	100.0	46.5	49.1	66.7	12.0	21.2	26.4	35.9	16.4	74.9	18.0	48.6	20.8	11.1	14.8	1.6
<b>A27Q:</b> Taking one or two drinks nearly every day																
1. Don't disapprove	29.2	37.6	21.1	32.0	19.7	30.4	27.6	32.2	23.9	27.0	34.7	16.8	34.1	34.9	54.0	70.9
2. Disapprove	35.4	32.5	38.4	37.2	35.1	37.2	37.2	34.1	32.9	36.0	36.1	33.3	43.6	38.8	30.7	12.5
3. Strongly disapprove	35.4	29.9	40.5	30.7	45.2	32.4	35.2	33.7	43.2	37.0	29.2	49.9	22.3	26.3	15.3	16.6
<i>Item 8720 Subject A11a</i>	<i>N 2419</i>	<i>1133</i>	<i>1198</i>	<i>1632</i>	<i>291</i>	<i>517</i>	<i>636</i>	<i>864</i>	<i>402</i>	<i>1827</i>	<i>441</i>	<i>1185</i>	<i>511</i>	<i>273</i>	<i>361</i>	<i>39</i>
<b>A27R:</b> Taking four or five drinks nearly every day																
1. Don't disapprove	10.6	15.0	6.0	11.3	5.9	9.5	10.0	11.9	10.2	8.6	16.1	5.4	10.8	10.2	24.5	38.1
2. Disapprove	23.7	26.6	21.4	25.5	22.0	25.4	22.2	26.8	17.3	22.6	27.5	17.0	28.4	27.1	33.7	41.6
3. Strongly disapprove	65.7	58.4	72.5	63.2	72.0	65.1	67.8	61.3	72.5	68.7	56.4	77.6	60.8	62.7	41.8	20.3
<i>Item 8730 Subject A11a</i>	<i>N 2421</i>	<i>1133</i>	<i>1202</i>	<i>1633</i>	<i>291</i>	<i>517</i>	<i>634</i>	<i>867</i>	<i>403</i>	<i>1828</i>	<i>441</i>	<i>1188</i>	<i>510</i>	<i>273</i>	<i>362</i>	<i>38</i>
<b>A27S:</b> Having five or more drinks once or twice each weekend																
1. Don't disapprove	35.3	42.7	27.9	40.4	13.8	39.6	36.8	34.2	29.6	34.1	38.6	16.6	44.7	49.5	67.8	75.1
2. Disapprove	23.8	21.7	26.4	24.6	24.3	23.2	23.5	24.4	23.7	23.1	26.6	24.8	27.1	24.4	17.7	10.9
3. Strongly disapprove	40.9	35.6	45.7	35.0	61.9	37.2	39.7	41.4	46.7	42.8	34.9	58.6	28.2	26.1	14.6	14.1
<i>Item 8740 Subject A11a</i>	<i>N 2417</i>	<i>1130</i>	<i>1201</i>	<i>1630</i>	<i>291</i>	<i>517</i>	<i>635</i>	<i>866</i>	<i>400</i>	<i>1825</i>	<i>440</i>	<i>1184</i>	<i>508</i>	<i>273</i>	<i>362</i>	<i>39</i>
<b>A28:</b> During the LAST 12 MONTHS, how often have you been around people who were taking each of the following to get high or for "kicks"?																
<b>A28A:</b> Marijuana (pot, grass) or hashish																
1. Not at all	24.4	18.6	29.7	23.0	24.7	18.9	23.7	27.6	25.7	25.3	22.6	42.7	5.9	8.5	4.0	3.0
2. Once or twice	19.6	22.1	17.6	19.8	18.5	19.7	19.5	17.5	24.1	18.8	23.5	24.2	18.6	16.8	9.6	12.2
3. Occasionally	24.2	26.0	22.8	25.4	20.4	25.3	24.1	23.8	23.7	24.9	22.1	19.7	34.7	28.3	21.9	11.6
4. Often	31.8	33.2	29.9	31.8	36.4	36.2	32.7	31.0	26.5	31.0	31.8	13.5	40.8	46.3	64.5	73.2
<i>Item 20590 Subject A02b</i>	<i>N 2420</i>	<i>1132</i>	<i>1202</i>	<i>1633</i>	<i>292</i>	<i>516</i>	<i>636</i>	<i>865</i>	<i>403</i>	<i>1832</i>	<i>441</i>	<i>1189</i>	<i>511</i>	<i>273</i>	<i>360</i>	<i>37</i>
<b>A28B:</b> LSD																
1. Not at all	72.4	70.3	74.5	68.0	90.1	64.3	75.9	73.8	74.3	72.2	73.8	87.7	75.3	57.2	35.4	18.5
2. Once or twice	13.7	14.4	12.9	16.0	5.0	14.7	12.6	12.5	16.7	14.2	12.8	7.6	16.3	22.1	23.4	14.1
3. Occasionally	9.2	10.1	8.4	10.7	1.6	13.5	7.4	9.2	6.6	9.4	7.0	3.1	7.4	13.0	26.8	29.9
4. Often	4.7	5.1	4.2	5.2	3.3	7.4	4.1	4.6	2.5	4.2	6.5	1.6	1.0	7.7	14.4	37.6
<i>Item 20600 Subject A02b</i>	<i>N 2408</i>	<i>1128</i>	<i>1194</i>	<i>1628</i>	<i>290</i>	<i>514</i>	<i>633</i>	<i>861</i>	<i>401</i>	<i>1821</i>	<i>438</i>	<i>1182</i>	<i>506</i>	<i>273</i>	<i>361</i>	<i>38</i>
<b>A28C:</b> Other psychedelics (mescaline, peyote, PCP, etc.)																
1. Not at all	83.4	81.9	84.6	80.8	91.7	77.7	84.5	86.1	83.2	84.3	80.5	93.7	88.1	73.5	55.4	30.0
2. Once or twice	9.7	10.8	8.7	12.0	3.1	11.7	10.4	8.2	9.1	9.9	8.5	4.2	9.1	15.5	23.5	24.6
3. Occasionally	4.2	4.1	4.3	4.6	1.3	6.1	3.4	3.5	4.7	3.7	5.5	1.2	1.6	8.3	13.6	17.7
4. Often	2.7	3.2	2.4	2.7	3.9	4.5	1.7	2.2	3.0	2.1	5.4	1.0	1.2	2.8	7.5	27.7
<i>Item 20610 Subject A02b</i>	<i>N 2415</i>	<i>1128</i>	<i>1200</i>	<i>1628</i>	<i>292</i>	<i>516</i>	<i>636</i>	<i>860</i>	<i>402</i>	<i>1825</i>	<i>441</i>	<i>1184</i>	<i>510</i>	<i>273</i>	<i>361</i>	<i>37</i>
<b>A28D:</b> Amphetamines (uppers, pep pills, bennies, speed)																
1. Not at all	68.5	68.4	68.7	64.1	83.3	68.4	67.9	69.2	67.8	69.1	66.8	83.2	74.4	52.9	27.8	21.8
2. Once or twice	16.4	16.3	16.5	18.5	9.1	17.3	18.2	13.7	18.3	17.1	14.7	11.4	16.6	27.4	24.8	21.2
3. Occasionally	9.4	10.0	8.8	10.9	3.4	9.3	9.1	10.1	8.7	9.0	9.5	3.4	7.6	10.7	29.6	23.4
4. Often	5.6	5.3	6.0	6.5	4.1	5.0	4.8	6.9	5.1	4.8	9.0	2.0	1.4	9.0	17.8	33.7
<i>Item 20620 Subject A02b</i>	<i>N 2414</i>	<i>1129</i>	<i>1200</i>	<i>1630</i>	<i>290</i>	<i>515</i>	<i>635</i>	<i>862</i>	<i>403</i>	<i>1826</i>	<i>441</i>	<i>1183</i>	<i>510</i>	<i>272</i>	<i>362</i>	<i>37</i>
<b>A28E:</b> Barbiturates (downers, goofballs, reds, yellows, etc.)																
1. Not at all	84.5	83.6	85.5	82.0	92.9	83.4	84.4	83.8	87.3	85.3	82.5	92.9	91.3	80.1	54.6	31.0
2. Once or twice	9.0	9.5	8.1	10.3	3.0	10.8	9.4	8.1	7.8	8.6	10.0	4.3	6.7	12.2	24.9	24.5
3. Occasionally	3.7	3.5	3.9	4.3	1.4	3.6	4.0	4.0	2.7	3.5	3.2	1.7	1.8	4.6	10.1	26.3
4. Often	2.9	3.4	2.5	3.4	2.8	2.3	2.2	4.0	2.2	2.5	4.3	1.1	0.2	3.1	10.4	18.3
<i>Item 20630 Subject A02b</i>	<i>N 2407</i>	<i>1125</i>	<i>1197</i>	<i>1624</i>	<i>292</i>	<i>515</i>	<i>635</i>	<i>858</i>	<i>399</i>	<i>1823</i>	<i>436</i>	<i>1184</i>	<i>510</i>	<i>272</i>	<i>357</i>	<i>36</i>



QUESTIONNAIRE FORM 3 1996	TOTAL	SEX		RACE		REGION				COLLEGE PLANS?		ILLICIT DRUG USE: LIFETIME				
		M	F	White	Black	NE	NC	S	W	Yes	No	None	Mari- juana Only	Few Pills	More Pills	Any Her- oin
<i>N (Weighted No. of Cases):</i>	2455	1142	1207	1638	294	521	648	882	403	1839	441	1194	511	273	363	39
<i>% of Weighted Total:</i>	100.0	46.5	49.1	66.7	12.0	21.2	26.4	35.9	16.4	74.9	18.0	48.6	20.8	11.1	14.8	1.6
<b>A28F:</b> Tranquilizers (Librium, Valium, Miltown)																
1. Not at all	82.1	82.7	81.4	78.1	92.0	81.7	84.0	78.6	87.1	81.9	81.6	90.1	91.1	74.2	54.8	29.0
2. Once or twice	10.8	10.2	11.4	13.3	4.3	11.0	10.3	11.7	9.6	11.5	9.8	7.3	6.3	15.8	23.2	36.5
3. Occasionally	3.6	3.1	3.8	4.6	0.3	3.7	2.2	5.5	1.5	3.7	2.7	1.3	2.1	3.9	10.8	12.1
4. Often	3.5	4.0	3.3	3.9	3.5	3.6	3.5	4.2	1.8	3.0	6.0	1.3	0.5	6.2	11.2	22.5
<i>Item 20640 Subject A02b</i>	<i>N</i> 2408	1126	1198	1629	288	516	634	859	400	1824	439	1182	507	273	361	37
<b>A28G:</b> Cocaine ("coke")																
1. Not at all	75.0	75.0	75.6	74.7	85.2	71.6	79.7	74.1	73.8	76.0	72.0	88.5	79.0	60.0	43.4	15.6
2. Once or twice	14.8	14.5	14.4	15.4	8.0	16.3	12.2	15.2	16.0	14.8	15.6	8.0	14.3	25.3	28.8	20.0
3. Occasionally	6.3	6.1	6.4	6.3	2.2	7.0	5.4	6.3	6.6	6.2	5.6	2.1	5.6	9.5	17.1	19.2
4. Often	4.0	4.4	3.6	3.6	4.5	5.1	2.7	4.4	3.6	3.0	6.8	1.4	1.1	5.3	10.7	45.2
<i>Item 20650 Subject A02b</i>	<i>N</i> 2411	1128	1199	1630	289	515	635	860	401	1824	439	1183	509	273	362	36
<b>A28H:</b> Heroin																
1. Not at all	91.4	90.8	92.3	91.4	91.8	90.0	93.0	91.3	91.2	92.0	90.0	95.2	94.4	89.1	84.7	35.1
2. Once or twice	5.1	5.6	4.3	5.2	2.8	6.8	4.6	4.2	5.8	5.3	4.8	3.0	3.7	5.4	11.0	27.2
3. Occasionally	1.8	2.2	1.5	2.2	0.6	2.2	1.8	2.3	0.4	1.6	2.0	0.9	1.8	1.7	2.8	23.2
4. Often	1.6	1.4	1.9	1.3	4.8	1.0	0.6	2.2	2.6	1.1	3.2	0.8	0.1	3.7	1.5	14.5
<i>Item 20660 Subject A02b</i>	<i>N</i> 2416	1130	1200	1631	290	516	636	862	402	1827	440	1183	511	273	362	37
<b>A28I:</b> Other narcotics (methadone, opium, codeine, paregoric, etc.)																
1. Not at all	81.5	79.7	83.2	78.7	89.5	81.2	78.1	82.1	85.8	82.5	78.2	92.0	88.3	73.5	49.3	29.6
2. Once or twice	10.7	12.5	9.0	12.3	5.4	11.6	13.4	9.3	8.4	10.4	11.5	5.0	7.9	16.8	28.5	18.5
3. Occasionally	4.5	4.7	4.3	5.4	1.2	4.5	5.1	4.8	2.7	4.2	4.9	1.3	2.9	8.0	12.7	20.5
4. Often	3.4	3.1	3.5	3.5	4.0	2.8	3.4	3.8	3.1	2.8	5.4	1.8	0.9	1.7	9.5	31.4
<i>Item 20670 Subject A02b</i>	<i>N</i> 2407	1129	1193	1626	290	514	635	860	398	1821	438	1182	509	271	360	36
<b>A28J:</b> Alcoholic beverages (beer, wine, liquor)																
1. Not at all	8.5	7.4	9.0	6.0	13.4	6.3	5.9	9.1	14.0	8.8	6.8	14.7	3.2	0.7	1.3	-
2. Once or twice	11.0	9.6	12.5	10.2	11.3	10.1	10.3	11.1	13.1	10.5	13.1	17.2	3.9	5.9	3.6	7.5
3. Occasionally	26.0	25.7	26.5	24.5	31.3	26.0	27.8	23.8	27.8	26.2	24.4	30.1	27.7	25.7	12.2	8.5
4. Often	54.5	57.4	52.0	59.3	44.1	57.5	56.0	56.0	45.1	54.6	55.7	38.0	65.2	67.7	82.9	84.0
<i>Item 20680 Subject A02b</i>	<i>N</i> 2420	1134	1200	1634	289	516	636	866	402	1830	439	1187	510	273	361	39
<b>A29:</b> The next questions ask for your opinions on the effects of using certain drugs and other substances. How much do you think people risk harming themselves (physically or in other ways) if they . . .																
<b>A29A:</b> Smoke one or more packs of cigarettes per day																
1. No risk	1.2	1.4	0.8	0.9	1.8	2.0	0.8	1.0	1.0	0.7	2.3	0.8	1.6	0.3	1.1	4.4
2. Slight risk	8.3	10.0	6.8	8.9	5.9	6.4	8.4	9.6	8.1	6.7	15.3	5.8	8.6	12.5	12.3	1.7
3. Moderate risk	30.8	35.5	26.4	34.0	22.5	27.8	32.5	33.0	27.1	29.5	36.7	27.4	31.2	35.8	37.5	43.3
4. Great risk	58.3	51.8	64.8	55.5	65.3	62.7	57.1	54.9	62.2	62.0	43.9	64.3	57.2	50.3	48.4	48.6
5. Can't say, drug unfamiliar	1.4	1.4	1.3	0.7	4.5	1.2	1.2	1.6	1.6	1.0	1.8	1.7	1.4	1.1	0.7	2.1
<i>Item 12360 Subject A14a</i>	<i>N</i> 2409	1127	1201	1632	287	516	630	863	401	1829	439	1184	510	270	362	38
<b>A29B:</b> Try marijuana once or twice																
1. No risk	32.4	39.4	25.1	34.6	23.2	35.9	35.8	28.2	31.4	31.1	36.1	10.8	49.2	50.4	63.7	60.2
2. Slight risk	31.7	29.6	34.5	32.9	29.7	32.9	32.2	30.2	32.3	33.1	25.8	34.9	34.2	26.8	20.2	36.9
3. Moderate risk	16.8	14.0	19.7	15.8	20.5	15.5	17.4	17.4	16.3	17.6	15.0	23.5	10.3	12.1	10.0	-
4. Great risk	16.4	15.0	17.5	14.7	21.8	13.7	12.8	20.3	17.3	16.0	19.4	26.7	5.0	8.7	5.1	2.9
5. Can't say, drug unfamiliar	2.7	2.0	3.2	2.0	4.8	1.9	1.7	3.8	2.8	2.2	3.7	4.0	1.4	2.0	0.9	-
<i>Item 12370 Subject A14a</i>	<i>N</i> 2411	1128	1201	1634	287	516	631	864	401	1830	439	1184	511	270	363	38
<b>A29C:</b> Smoke marijuana occasionally																
1. No risk	13.8	17.3	10.1	13.8	13.6	13.3	16.1	12.1	14.3	12.5	16.1	2.8	17.5	22.1	34.6	45.3
2. Slight risk	25.1	28.4	21.3	27.8	17.9	29.2	26.6	23.0	21.8	24.8	26.2	12.5	41.8	33.0	36.5	31.8
3. Moderate risk	28.9	26.2	32.1	28.9	29.0	28.4	29.1	28.7	29.5	29.9	25.8	34.1	27.5	25.7	16.7	19.7
4. Great risk	29.2	26.0	32.8	27.0	35.0	26.7	26.4	31.7	31.6	30.4	27.0	46.4	11.8	17.1	10.7	1.1
5. Can't say, drug unfamiliar	3.0	2.2	3.6	2.5	4.6	2.4	1.7	4.5	2.8	2.3	4.9	4.1	1.4	2.0	1.5	2.1
<i>Item 12380 Subject A14a</i>	<i>N</i> 2408	1127	1199	1632	286	515	630	863	400	1829	438	1184	510	270	361	38



QUESTIONNAIRE FORM 3 1996	TOTAL	SEX		RACE		REGION				COLLEGE PLANS?		ILLICIT DRUG USE: LIFETIME				
		M	F	White	Black	NE	NC	S	W	Yes	No	None	Mari- juana Only	Few Pills	More Pills	Any Her- oin
<i>N (Weighted No. of Cases):</i>	2455	1142	1207	1638	294	521	648	882	403	1839	441	1194	511	273	363	39
<i>% of Weighted Total:</i>	100.0	46.5	49.1	66.7	12.0	21.2	26.4	35.9	16.4	74.9	18.0	48.6	20.8	11.1	14.8	1.6
<b>A29D: Smoke marijuana regularly</b>																
1. No risk	4.9	7.1	2.3	4.2	5.3	3.9	5.4	5.0	5.5	3.7	8.1	1.9	6.0	4.3	11.7	23.1
2. Slight risk	13.5	17.1	9.7	14.3	13.9	14.4	14.8	12.8	11.9	12.5	17.4	2.9	16.8	20.3	35.7	35.8
3. Moderate risk	20.9	23.2	18.3	22.5	16.9	23.0	21.7	20.3	18.5	20.8	18.9	11.2	32.7	32.4	27.3	16.4
4. Great risk	57.8	50.5	66.5	56.9	59.4	56.3	56.3	58.3	61.3	60.8	51.6	80.0	43.0	40.8	24.5	22.5
5. Can't say, drug unfamiliar	2.8	2.1	3.2	2.1	4.5	2.5	1.8	3.7	2.8	2.2	3.9	4.0	1.6	2.3	0.9	2.1
<i>Item 12390 Subject A14a</i>	<i>N</i> 2402	1126	1194	1628	286	514	630	858	401	1828	433	1183	509	270	363	37
<b>A29E: Try cocaine in powder form once or twice</b>																
1. No risk	3.4	4.4	2.4	3.4	2.0	3.8	3.3	3.5	3.0	2.9	4.9	1.2	2.9	2.2	10.6	19.1
2. Slight risk	11.7	10.9	12.3	12.6	3.5	13.9	13.7	8.5	12.9	11.3	13.8	8.8	9.5	18.1	17.0	27.7
3. Moderate risk	21.5	20.4	23.1	22.5	14.0	21.5	22.3	20.2	22.9	23.5	15.1	19.5	20.2	28.0	25.1	26.7
4. Great risk	57.2	57.9	56.3	55.9	71.0	55.7	54.7	61.5	53.9	56.9	58.2	63.2	60.8	46.7	44.4	26.4
5. Can't say, drug unfamiliar	6.1	6.3	5.8	5.5	9.6	5.2	6.0	6.2	7.3	5.3	8.0	7.4	6.7	5.0	2.9	-
<i>Item 12501 Subject A14a</i>	<i>N</i> 2407	1128	1201	1633	286	514	630	863	401	1828	439	1183	511	270	362	38
<b>A29F: Take cocaine powder occasionally</b>																
1. No risk	1.1	1.7	0.4	1.0	1.5	1.3	0.9	1.0	1.2	0.8	1.6	0.7	1.5	-	1.5	9.3
2. Slight risk	2.7	4.0	1.3	2.8	1.3	3.8	2.8	2.3	1.9	1.9	5.6	0.8	1.7	3.3	7.8	13.5
3. Moderate risk	14.2	12.4	15.8	15.6	5.2	14.6	16.5	11.7	15.3	14.0	14.3	10.5	13.3	19.8	22.1	29.7
4. Great risk	76.1	76.1	76.5	75.4	83.0	75.2	74.2	78.8	74.2	78.1	70.1	81.2	77.5	71.4	64.6	43.4
5. Can't say, drug unfamiliar	6.0	5.8	6.0	5.2	9.1	5.1	5.5	6.2	7.3	5.1	8.4	6.8	6.0	5.4	4.0	4.0
<i>Item 12502 Subject A14a</i>	<i>N</i> 2402	1123	1199	1628	285	513	628	861	400	1828	437	1180	509	270	361	38
<b>A29G: Take cocaine powder regularly</b>																
1. No risk	0.8	1.3	0.2	0.6	1.5	1.1	0.3	1.0	1.0	0.6	1.4	0.7	1.5	0.2	0.4	4.4
2. Slight risk	0.6	0.8	0.3	0.6	0.4	1.2	0.6	0.3	0.3	0.5	0.7	0.1	0.3	1.6	1.1	3.7
3. Moderate risk	3.0	3.6	2.3	2.9	2.0	2.9	3.2	2.9	2.9	2.3	6.0	1.4	2.0	3.4	7.9	10.5
4. Great risk	89.5	88.7	90.8	90.5	86.6	89.8	90.5	89.2	88.2	91.5	82.9	90.9	90.4	89.3	87.0	77.4
5. Can't say, drug unfamiliar	6.1	5.6	6.4	5.4	9.5	5.0	5.4	6.6	7.6	5.1	8.9	7.0	5.7	5.5	3.6	4.0
<i>Item 12503 Subject A14a</i>	<i>N</i> 2410	1129	1201	1632	289	514	633	863	400	1828	439	1183	510	273	363	38
<b>A29H: Try "crack" cocaine once or twice</b>																
1. No risk	2.1	2.7	1.4	2.0	2.1	2.7	2.3	1.5	2.3	1.5	2.9	1.2	2.2	1.1	4.8	8.7
2. Slight risk	8.1	7.7	8.4	8.5	4.4	7.3	11.7	6.3	7.5	8.1	8.5	7.0	5.7	13.2	9.8	24.0
3. Moderate risk	15.6	11.9	19.6	17.0	9.3	15.6	16.6	13.5	18.4	17.0	12.3	15.4	12.4	17.9	19.7	12.7
4. Great risk	67.4	71.2	63.7	66.4	73.7	69.2	64.0	70.6	63.9	67.2	67.1	69.0	73.3	60.6	61.3	52.5
5. Can't say, drug unfamiliar	6.8	6.6	6.8	6.1	10.5	5.3	5.4	8.2	8.0	6.1	9.2	7.5	6.5	7.2	4.4	2.1
<i>Item 12504 Subject A14a</i>	<i>N</i> 2406	1128	1197	1630	289	514	634	859	399	1827	438	1182	511	271	361	38
<b>A29I: Take "crack" cocaine occasionally</b>																
1. No risk	1.0	1.5	0.4	0.8	1.7	1.6	0.5	1.1	1.0	0.7	1.4	0.7	1.5	0.7	0.7	6.4
2. Slight risk	1.5	1.9	1.1	1.7	1.0	2.0	2.4	0.7	1.2	1.1	2.5	0.6	2.1	2.0	2.5	6.0
3. Moderate risk	9.3	7.5	10.8	10.3	4.8	8.0	11.3	8.4	9.5	9.1	10.6	8.3	5.4	12.5	12.4	22.5
4. Great risk	81.7	82.6	81.4	81.5	81.9	83.4	80.4	82.2	80.3	83.1	77.2	82.9	84.9	77.6	80.3	63.0
5. Can't say, drug unfamiliar	6.5	6.4	6.4	5.7	10.6	5.0	5.4	7.6	7.9	6.0	8.2	7.5	6.2	7.2	4.0	2.1
<i>Item 12505 Subject A14a</i>	<i>N</i> 2408	1128	1200	1631	289	513	634	860	400	1828	439	1184	509	273	361	38
<b>A29J: Take "crack" cocaine regularly</b>																
1. No risk	1.0	1.5	0.5	0.7	2.4	1.6	0.3	1.0	1.5	0.7	1.8	0.8	1.5	0.7	0.5	8.1
2. Slight risk	0.4	0.2	0.4	0.3	0.7	0.7	0.6	0.1	0.3	0.3	0.4	0.3	0.1	-	0.5	2.1
3. Moderate risk	2.0	2.5	1.6	2.0	1.3	1.7	1.9	2.1	2.3	1.7	3.8	1.0	1.6	2.9	4.1	7.1
4. Great risk	90.0	89.2	91.3	91.3	85.0	90.7	91.7	89.4	87.8	91.4	85.3	90.5	90.3	89.2	90.9	80.7
5. Can't say, drug unfamiliar	6.6	6.6	6.3	5.8	10.6	5.3	5.4	7.4	8.1	5.9	8.8	7.4	6.5	7.2	4.0	2.1
<i>Item 12506 Subject A14a</i>	<i>N</i> 2407	1128	1198	1631	289	513	634	861	399	1827	438	1184	510	270	361	38
<b>A29K: Try one or two drinks of an alcoholic beverage (beer, wine, liquor)</b>																
1. No risk	48.1	55.2	41.9	54.5	28.6	55.4	49.6	43.1	47.4	48.2	46.7	33.0	59.0	62.6	69.2	77.0
2. Slight risk	34.6	29.7	39.4	33.1	39.1	29.7	37.3	36.1	33.3	35.4	33.3	42.3	30.9	27.1	22.6	18.0
3. Moderate risk	8.5	6.0	10.6	6.1	16.0	8.8	6.7	9.5	8.6	8.3	9.7	11.7	5.4	6.1	5.2	-
4. Great risk	7.4	8.1	6.6	5.6	13.6	5.0	5.9	9.2	9.1	7.3	7.8	11.3	3.6	4.2	2.6	2.9
5. Can't say, drug unfamiliar	1.4	1.0	1.5	0.7	2.6	1.1	0.5	2.1	1.6	0.8	2.5	1.6	1.1	-	0.4	2.1
<i>Item 12510 Subject A14a</i>	<i>N</i> 2404	1126	1198	1629	289	512	633	863	396	1825	437	1180	511	270	363	38



DESCRIPTIVE RESULTS: 1996

139

QUESTIONNAIRE FORM 3 1996	TOTAL	SEX		RACE		REGION				COLLEGE PLANS?		ILLICIT DRUG USE: LIFETIME				
		M	F	White	Black	NE	NC	S	W	Yes	No	None	Mari- juana Only	Few Pills	More Pills	Any Her- oin
<i>N (Weighted No. of Cases):</i>	2455	1142	1207	1638	294	521	648	882	403	1839	441	1194	511	273	363	39
<i>% of Weighted Total:</i>	100.0	46.5	49.1	66.7	12.0	21.2	26.4	35.9	16.4	74.9	18.0	48.6	20.8	11.1	14.8	1.6
<b>A29L:</b> Take one or two drinks nearly every day																
1. No risk	12.3	18.0	7.0	14.2	4.2	13.0	13.2	12.6	9.3	11.4	13.9	6.7	12.5	12.8	28.6	23.5
2. Slight risk	28.7	34.5	23.0	30.3	30.0	31.7	29.2	29.0	23.3	26.8	35.3	21.7	34.5	38.1	34.2	38.2
3. Moderate risk	36.1	29.2	43.1	36.4	31.0	35.2	36.1	35.0	39.6	38.1	31.4	40.8	34.2	37.8	24.8	20.1
4. Great risk	21.6	17.3	25.7	18.5	31.9	19.0	20.7	21.7	26.4	22.9	17.5	29.1	17.6	11.3	12.0	16.0
5. Can't say, drug unfamiliar	1.2	1.0	1.3	0.5	2.8	1.1	0.7	1.7	1.4	0.9	1.9	1.7	1.1	-	0.4	2.1
<i>Item 12520 Subject A14a</i>	<i>N</i> 2405	1128	1198	1633	288	513	631	862	399	1826	437	1184	511	271	360	37
<b>A29M:</b> Take four or five drinks nearly every day																
1. No risk	3.5	5.6	1.5	3.8	2.5	3.4	2.7	3.9	4.0	2.6	6.2	1.5	3.8	4.1	8.4	12.3
2. Slight risk	7.7	10.1	4.9	8.0	5.0	6.9	8.4	9.0	4.7	6.4	11.9	4.3	9.2	9.2	12.7	19.9
3. Moderate risk	24.7	29.4	20.4	27.0	18.6	24.4	25.3	25.5	22.6	23.8	27.5	18.9	26.8	36.6	32.0	29.0
4. Great risk	62.6	53.9	71.4	60.3	71.0	64.3	62.8	59.3	67.1	66.4	51.3	73.5	59.2	49.8	46.5	36.6
5. Can't say, drug unfamiliar	1.5	1.1	1.7	0.8	2.9	1.1	0.7	2.3	1.6	0.9	3.1	1.8	0.9	0.3	0.4	2.1
<i>Item 12530 Subject A14a</i>	<i>N</i> 2407	1128	1200	1632	288	513	632	862	401	1828	439	1183	511	273	360	38
<b>A29N:</b> Have five or more drinks once or twice each weekend																
1. No risk	11.4	15.7	6.4	12.9	3.7	14.2	11.5	10.5	9.3	10.0	13.5	5.5	9.8	17.7	26.3	24.6
2. Slight risk	15.7	18.3	13.5	18.3	6.5	16.1	17.5	15.6	12.3	15.9	14.9	8.3	22.3	19.5	26.2	27.2
3. Moderate risk	23.6	23.5	23.9	25.2	15.9	23.2	24.3	23.1	24.2	23.2	25.3	20.6	26.9	26.6	26.4	25.7
4. Great risk	48.0	41.5	54.7	43.0	70.7	45.4	46.0	48.7	52.9	50.0	43.8	63.6	40.1	36.2	20.6	20.3
5. Can't say, drug unfamiliar	1.4	1.0	1.5	0.5	3.2	1.1	0.6	2.1	1.3	0.9	2.5	2.0	0.9	-	0.4	2.1
<i>Item 12540 Subject A14a</i>	<i>N</i> 2405	1129	1197	1631	289	512	632	861	401	1829	436	1184	510	272	361	37
<b>A30:</b> How difficult do you think it would be for you to get each of the following types of drugs, if you wanted some?																
<b>A30A:</b> Marijuana																
1. Probably impossible	3.3	1.9	4.3	2.0	6.3	1.9	2.6	4.9	2.7	2.7	4.7	5.3	0.1	1.4	0.7	2.0
2. Very difficult	1.7	0.8	2.5	1.1	1.3	1.0	1.9	2.2	1.4	1.8	1.5	3.1	0.4	0.3	0.3	1.2
3. Fairly difficult	5.2	5.8	4.9	5.4	4.0	4.3	6.5	3.3	8.6	5.9	3.7	8.5	2.5	1.4	1.6	1.2
4. Fairly easy	23.2	22.8	23.7	24.0	19.0	20.9	24.1	22.0	27.1	23.3	22.6	30.0	19.3	21.2	9.8	5.4
5. Very easy	66.6	68.5	64.6	67.4	69.4	71.9	64.9	67.7	60.2	66.3	67.5	53.1	77.8	75.7	87.6	90.1
<i>Item 6750 Subject A03a</i>	<i>N</i> 2390	1121	1192	1629	279	508	628	860	395	1822	435	1178	506	269	361	37
<b>A30B:</b> "Crack" cocaine																
1. Probably impossible	9.5	9.5	9.4	7.7	12.3	8.0	10.4	9.7	9.4	8.8	11.5	11.7	9.3	5.7	4.4	6.0
2. Very difficult	15.8	16.8	15.0	18.1	7.2	16.7	17.0	14.4	15.5	16.9	11.7	16.7	21.1	10.3	10.2	9.7
3. Fairly difficult	29.3	31.2	28.0	32.6	19.3	30.2	30.2	27.1	31.4	30.1	27.2	29.1	25.2	34.7	34.9	8.9
4. Fairly easy	27.6	23.5	31.3	28.9	23.0	30.0	26.7	27.3	26.6	28.1	27.6	27.7	25.8	29.9	29.6	22.8
5. Very easy	17.9	19.0	16.3	12.7	38.2	14.9	15.7	21.6	17.1	16.2	22.0	14.8	18.6	19.3	20.9	52.6
<i>Item 6811 Subject A03a</i>	<i>N</i> 2381	1116	1187	1624	278	509	627	855	389	1810	437	1168	503	269	361	39
<b>A30C:</b> Cocaine powder																
1. Probably impossible	10.5	10.1	11.0	8.6	15.7	9.7	13.1	9.9	9.0	9.6	13.5	12.8	11.5	6.4	4.0	6.7
2. Very difficult	15.7	17.1	14.9	17.7	9.6	16.5	16.8	14.5	15.5	16.5	12.6	17.5	21.0	10.7	8.4	2.9
3. Fairly difficult	27.5	29.6	26.1	29.9	20.4	25.0	28.3	27.1	30.6	28.6	24.6	28.8	27.3	28.9	27.0	1.9
4. Fairly easy	28.1	23.9	31.6	29.5	27.2	30.8	28.7	26.5	27.4	28.9	26.4	27.5	23.9	30.6	34.0	26.4
5. Very easy	18.1	19.3	16.5	14.3	27.1	18.0	13.2	22.1	17.4	16.5	22.9	13.4	16.3	23.5	26.6	62.0
<i>Item 6812 Subject A03a</i>	<i>N</i> 2377	1113	1187	1622	278	509	625	853	389	1808	437	1166	502	269	361	38
<b>B01:</b> On how many occasions (if any) have you used MDMA ("ecstasy"). . .																
<b>B01A:</b> . . . in your lifetime?																
1. 0 occasions	93.9	93.8	94.5	93.3	98.7	91.8	95.5	93.9	94.3	94.9	90.6	100.0	100.0	91.8	74.0	25.3
2. 1-2	4.2	4.2	3.8	4.6	1.1	5.3	3.9	3.9	4.2	3.3	7.6	-	-	8.2	17.5	41.6
3. 3-5	0.8	0.9	0.7	1.0	-	1.5	0.5	0.7	0.4	0.8	0.8	-	-	-	4.5	5.4
4. 6-9	0.6	0.7	0.6	0.6	0.3	0.9	0.1	1.0	0.1	0.5	0.6	-	-	-	2.9	9.4
5. 10-19	0.2	0.2	0.1	0.2	-	0.1	-	0.3	0.2	0.2	-	-	-	-	0.1	9.0
6. 20-39	0.1	0.1	0.1	*	-	-	-	*	0.3	0.1	0.1	-	-	-	0.4	-
7. 40 or more	0.2	0.2	0.3	0.2	-	0.4	-	0.2	0.4	0.2	0.3	-	-	-	0.6	9.4
<i>Item 22660 Subject A01a</i>	<i>N</i> 2374	1126	1201	1632	289	499	625	857	393	1826	432	1178	507	268	358	39

\*=less than .05 percent.



## MONITORING THE FUTURE

QUESTIONNAIRE FORM 3 1996	TOTAL	SEX		RACE		REGION				COLLEGE PLANS?		ILLICIT DRUG USE: LIFETIME					
		M	F	White	Black	NE	NC	S	W	Yes	No	None	Mari- juana Only	Few Pills	More Pills	Any Her- oin	
<i>N (Weighted No. of Cases):</i>	2455	1142	1207	1638	294	521	648	882	403	1839	441	1194	511	273	363	39	
<i>% of Weighted Total:</i>	100.0	46.5	49.1	66.7	12.0	21.2	26.4	35.9	16.4	74.9	18.0	48.6	20.8	11.1	14.8	1.6	
<b>B01B:</b> . . . during the last 12 months?																	
1. 0 occasions	95.4	95.2	95.8	94.7	99.5	93.7	96.3	95.4	96.1	96.0	93.1	100.0	100.0	94.8	79.1	43.2	
2. 1-2	3.4	3.5	3.1	3.9	0.5	4.4	3.4	3.0	2.9	2.8	5.5	-	-	5.2	15.9	27.0	
3. 3-5	0.6	0.8	0.5	0.8	-	0.8	0.2	1.1	0.2	0.6	0.7	-	-	-	3.8	4.9	
4. 6-9	0.2	0.1	0.3	0.3	-	0.6	0.1	*	0.3	0.2	0.4	-	-	-	0.7	7.7	
5. 10-19	0.1	0.2	*	0.2	-	0.1	-	0.2	0.1	0.1	-	-	-	-	-	7.3	
6. 20-39	*	0.1	-	*	-	0.2	-	*	-	0.1	-	-	-	-	-	2.9	
7. 40 or more	0.2	0.1	0.3	0.2	-	0.3	-	0.2	0.3	0.2	0.2	-	-	-	0.5	7.0	
<i>Item 22670 Subject A01b</i>	<i>N</i>	2372	1125	1200	1630	288	497	625	857	393	1827	429	1179	507	268	357	37
<b>B01C:</b> . . . during the last 30 days?																	
1. 0 occasions	98.0	98.5	97.6	97.8	99.5	96.7	99.2	98.1	97.7	98.1	97.8	100.0	100.0	98.2	91.9	66.0	
2. 1-2	1.7	1.3	2.2	2.0	0.5	2.6	0.8	1.6	2.2	1.6	2.0	-	-	1.8	7.5	24.2	
3. 3-5	0.1	0.1	0.1	0.1	-	0.2	-	0.1	0.1	0.1	-	-	-	-	0.1	4.1	
4. 6-9	0.1	0.1	0.2	0.1	-	0.4	-	0.1	-	0.2	-	-	-	-	0.2	5.7	
5. 10-19	*	0.1	-	0.1	-	-	-	0.1	-	-	0.2	-	-	-	0.2	-	
6. 20-39	-	-	-	-	-	-	-	-	-	-	-	-	-	-	-	-	
7. 40 or more	-	-	-	-	-	-	-	-	-	-	-	-	-	-	-	-	
<i>Item 22680 Subject A01c</i>	<i>N</i>	2373	1125	1201	1630	288	497	626	857	393	1827	430	1179	507	268	357	38
This section asks about a number of different things.																	
<b>D01:</b> How satisfied are you with your life as a whole these days?																	
1. Completely dissatisfied	2.8	3.5	2.1	2.4	2.4	3.3	3.1	2.9	1.8	2.2	5.3	2.9	2.9	2.4	2.4	7.1	
2. Quite dissatisfied	6.9	7.7	6.2	6.8	5.1	9.5	6.0	5.8	7.1	6.6	7.5	6.5	6.7	6.3	7.8	17.2	
3. Somewhat dissatisfied	8.7	8.4	8.9	8.2	11.5	9.5	9.6	8.1	7.5	8.5	9.6	7.3	6.7	12.7	11.9	4.9	
4. Neither, or mixed feelings	11.1	10.0	12.0	10.4	13.8	7.9	10.8	12.0	13.6	10.0	15.2	10.3	9.4	9.6	16.9	18.0	
5. Somewhat satisfied	27.7	26.2	29.0	27.5	24.7	25.8	26.8	30.6	25.2	27.7	27.2	24.6	30.8	26.2	35.3	32.8	
6. Quite satisfied	33.9	34.4	33.8	36.6	27.0	35.5	35.3	31.6	34.4	36.0	25.3	37.8	34.5	37.2	19.8	15.0	
7. Completely satisfied	9.0	9.8	8.0	8.0	15.5	8.6	8.4	9.0	10.4	8.9	9.8	10.7	8.9	5.8	5.9	5.0	
<i>Item 6840 Subject P01, Q01</i>	<i>N</i>	2286	1067	1172	1590	269	477	603	820	386	1799	428	1141	482	252	344	37
The next questions are about feeling unsafe—that is, feeling that someone might try to harm or injure you.																	
<b>D02:</b> How often do you feel unsafe when you are at school?																	
1. Never	58.1	61.7	54.6	59.9	57.6	61.2	63.6	54.6	53.3	59.0	54.6	56.1	63.1	56.7	61.2	48.2	
2. Rarely	31.2	28.1	34.4	31.5	29.8	29.5	28.1	31.7	37.1	32.0	29.0	32.8	29.8	31.2	29.0	31.3	
3. Some days	6.9	5.9	7.9	5.3	6.6	4.8	4.7	9.6	7.1	6.3	8.2	7.8	4.0	8.2	7.2	4.6	
4. Most days	1.9	1.4	2.2	1.6	2.6	1.3	1.7	2.8	1.3	1.3	4.6	1.6	1.4	2.1	0.8	6.7	
5. Every day	1.8	2.9	0.9	1.6	3.5	3.2	1.9	1.3	1.2	1.4	3.5	1.7	1.7	1.9	1.8	9.2	
<i>Item 25770 Subject B07</i>	<i>N</i>	2284	1068	1171	1592	267	476	602	822	385	1798	428	1140	480	253	344	37
<b>D03:</b> How often do you feel unsafe going to or from school?																	
1. Never	60.1	67.9	52.8	64.9	48.3	61.4	68.4	55.7	54.7	60.2	58.6	57.7	65.9	56.0	62.5	60.2	
2. Rarely	30.2	24.9	35.3	28.7	36.1	29.7	24.3	32.9	34.3	31.8	25.0	32.8	26.6	31.4	26.5	25.3	
3. Some days	6.4	4.1	8.6	4.7	7.6	5.9	4.7	7.4	7.7	5.7	9.2	6.3	4.9	8.5	8.1	2.4	
4. Most days	1.8	0.7	2.7	0.6	4.2	1.4	1.0	2.1	2.6	1.4	3.5	2.1	1.1	2.7	1.2	2.9	
5. Every day	1.5	2.4	0.7	1.0	3.8	1.5	1.6	1.9	0.6	1.0	3.7	1.1	1.6	1.4	1.7	9.2	
<i>Item 25780 Subject B07</i>	<i>N</i>	2283	1068	1169	1589	267	474	601	822	385	1797	427	1140	479	253	343	37
<b>D04:</b> During the LAST FOUR WEEKS, how many days did you not go to school because you felt you would be unsafe at school or on your way to or from school?																	
1. 0 days	97.5	97.8	97.2	97.9	95.6	97.6	97.9	96.5	98.7	98.5	93.6	98.5	97.9	97.2	97.4	85.3	
2. 1 day	1.2	1.5	1.0	1.1	1.9	1.2	0.8	1.6	0.9	1.0	1.9	0.8	1.3	1.1	1.9	5.7	
3. 2 or 3 days	0.7	0.3	1.0	0.6	1.0	0.8	0.2	1.1	0.2	0.3	2.0	0.3	0.4	0.7	0.6	3.8	
4. 4 or more days	0.7	0.4	0.8	0.5	1.6	0.4	1.1	0.8	0.2	0.2	2.5	0.4	0.4	1.1	0.1	5.2	
<i>Item 25790 Subject B07</i>	<i>N</i>	2277	1064	1168	1588	266	473	601	818	385	1797	424	1137	479	252	341	37



DESCRIPTIVE RESULTS: 1996

141

QUESTIONNAIRE FORM 3 1996	TOTAL	SEX		RACE		REGION				COLLEGE PLANS?		ILLICIT DRUG USE: LIFETIME				
		M	F	White	Black	NE	NC	S	W	Yes	No	None	Mari- juana Only	Few Pills	More Pills	Any Her- oin
<i>N (Weighted No. of Cases):</i>	2455	1142	1207	1638	294	521	648	882	403	1839	441	1194	511	273	363	39
<i>% of Weighted Total:</i>	100.0	46.5	49.1	66.7	12.0	21.2	26.4	35.9	16.4	74.9	18.0	48.6	20.8	11.1	14.8	1.6
<b>D05:</b> These questions are about your health during the last MONTH.																
<b>D05A:</b> Have you been bothered by shortness of breath when you were not exercising or working hard?																
1. Never	71.6	76.8	67.5	72.5	70.9	68.4	72.1	73.0	72.0	73.0	66.6	78.1	72.7	65.5	55.6	48.3
2. Seldom	15.9	13.8	17.4	15.7	17.1	16.1	16.2	15.7	15.5	15.8	16.9	13.6	15.0	17.4	23.4	23.5
3. Sometimes	9.0	6.6	11.2	8.7	8.1	11.9	7.1	8.2	10.3	8.7	10.3	6.4	9.2	9.6	15.6	20.6
4. Often	3.4	2.8	3.9	3.1	3.9	3.6	4.5	3.1	2.2	2.5	6.1	1.8	3.1	7.6	5.4	7.5
<i>Item 8850 Subject T01</i>	<i>N 2260</i>	<i>1057</i>	<i>1160</i>	<i>1578</i>	<i>261</i>	<i>471</i>	<i>593</i>	<i>811</i>	<i>384</i>	<i>1782</i>	<i>423</i>	<i>1134</i>	<i>474</i>	<i>252</i>	<i>334</i>	<i>37</i>
<b>D05B:</b> Have you been bothered by your heart beating hard?																
1. Never	73.9	79.3	69.5	74.3	72.5	68.6	75.2	76.2	73.8	75.6	67.6	79.6	76.2	70.8	57.7	57.4
2. Seldom	15.6	12.4	18.5	15.4	16.5	18.0	16.0	13.9	15.9	15.0	18.1	13.3	13.8	18.0	21.7	18.3
3. Sometimes	8.2	6.2	9.7	8.3	8.1	10.9	6.7	8.2	7.5	7.8	9.9	6.2	7.7	8.6	15.6	9.4
4. Often	2.2	2.1	2.3	2.0	2.9	2.6	2.1	1.8	2.8	1.6	4.5	0.9	2.3	2.6	5.0	14.9
<i>Item 8860 Subject T01</i>	<i>N 2257</i>	<i>1053</i>	<i>1160</i>	<i>1578</i>	<i>260</i>	<i>471</i>	<i>595</i>	<i>810</i>	<i>383</i>	<i>1782</i>	<i>421</i>	<i>1130</i>	<i>474</i>	<i>252</i>	<i>336</i>	<i>36</i>
<b>D05C:</b> Have you had spells of dizziness?																
1. Never	55.7	65.8	46.5	55.5	58.6	55.0	57.7	55.9	52.9	56.2	53.3	61.8	55.4	49.8	42.2	31.3
2. Seldom	24.8	21.6	27.9	25.0	25.1	25.6	23.3	23.3	29.2	25.4	21.8	22.4	26.1	29.7	27.6	33.7
3. Sometimes	16.2	11.0	20.8	16.5	14.1	16.3	15.6	17.5	14.2	15.7	18.8	13.8	15.4	17.2	22.3	27.6
4. Often	3.4	1.6	4.7	3.0	2.1	3.2	3.3	3.3	3.8	2.7	6.1	2.0	3.1	3.3	7.9	7.3
<i>Item 8870 Subject T01</i>	<i>N 2241</i>	<i>1044</i>	<i>1152</i>	<i>1570</i>	<i>258</i>	<i>471</i>	<i>593</i>	<i>797</i>	<i>381</i>	<i>1777</i>	<i>416</i>	<i>1123</i>	<i>473</i>	<i>249</i>	<i>335</i>	<i>36</i>
<b>D05D:</b> Have your hands trembled enough to bother you?																
1. Never	77.4	84.1	71.5	75.9	83.7	75.5	76.4	78.1	79.8	79.0	70.0	81.8	82.3	73.1	63.1	51.1
2. Seldom	13.5	9.4	17.2	14.5	8.1	15.1	14.1	12.5	12.4	13.5	13.9	12.5	10.7	14.8	18.2	31.0
3. Sometimes	6.4	4.4	8.3	6.6	6.4	6.6	6.8	6.5	5.3	5.7	8.9	4.4	3.4	10.6	11.9	9.3
4. Often	2.8	2.0	3.0	3.0	1.9	2.8	2.8	2.9	2.6	1.8	7.2	1.3	3.5	1.6	6.8	8.5
<i>Item 8880 Subject T01</i>	<i>N 2245</i>	<i>1051</i>	<i>1149</i>	<i>1572</i>	<i>257</i>	<i>468</i>	<i>592</i>	<i>803</i>	<i>383</i>	<i>1773</i>	<i>419</i>	<i>1127</i>	<i>469</i>	<i>252</i>	<i>334</i>	<i>33</i>
<b>D05E:</b> Have you been troubled by your hands sweating so that they felt damp and clammy?																
1. Never	66.4	68.9	64.3	64.3	72.4	63.2	64.1	68.5	69.5	67.1	63.8	72.9	67.6	59.8	48.3	54.0
2. Seldom	20.5	19.4	21.6	22.6	14.7	22.7	21.6	18.9	19.7	20.1	21.4	16.4	20.6	27.2	30.1	17.2
3. Sometimes	8.3	7.8	8.8	8.7	7.8	9.2	10.2	8.1	4.9	8.2	9.2	6.8	6.5	8.7	14.6	17.0
4. Often	4.7	3.9	5.2	4.3	5.1	5.0	4.1	4.4	5.9	4.5	5.6	3.8	5.3	4.3	6.9	11.7
<i>Item 8890 Subject T01</i>	<i>N 2246</i>	<i>1047</i>	<i>1156</i>	<i>1573</i>	<i>257</i>	<i>470</i>	<i>591</i>	<i>804</i>	<i>381</i>	<i>1776</i>	<i>416</i>	<i>1128</i>	<i>472</i>	<i>249</i>	<i>331</i>	<i>36</i>
<b>D05F:</b> Have there been times when you couldn't take care of things because you just couldn't get going?																
1. Never	52.8	59.6	46.6	50.7	57.5	51.0	54.9	51.4	54.6	52.9	52.8	59.3	53.4	44.5	37.9	35.7
2. Seldom	26.6	22.6	30.2	28.6	20.6	25.2	26.9	27.2	26.8	26.9	25.6	24.8	26.7	29.1	31.9	26.1
3. Sometimes	15.6	13.3	17.9	15.5	17.9	18.3	14.4	15.9	13.4	15.9	14.6	13.4	14.1	19.0	22.6	6.7
4. Often	5.0	4.5	5.4	5.2	3.9	5.4	3.9	5.5	5.2	4.3	7.0	2.5	5.7	7.4	7.6	31.5
<i>Item 8900 Subject T01</i>	<i>N 2248</i>	<i>1051</i>	<i>1154</i>	<i>1573</i>	<i>256</i>	<i>470</i>	<i>592</i>	<i>805</i>	<i>381</i>	<i>1775</i>	<i>420</i>	<i>1129</i>	<i>470</i>	<i>252</i>	<i>332</i>	<i>36</i>
<b>D06:</b> At any time during the LAST 12 MONTHS, have you felt in your own mind that you should REDUCE or STOP your use of . . .																
<b>D06A:</b> Alcohol?																
1. Yes	24.0	24.3	23.7	24.7	23.1	19.2	27.1	25.7	21.5	22.7	30.7	15.5	31.8	29.5	33.3	43.3
2. No	48.0	48.5	47.2	50.9	29.5	57.2	48.0	45.6	41.8	48.0	47.7	34.4	60.8	59.0	63.3	44.0
8. Haven't used in last 12 months	28.0	27.3	29.1	24.4	47.4	23.7	24.9	28.7	36.7	29.4	21.6	50.0	7.3	11.5	3.5	12.7
<i>Item 8910 Subject A01i</i>	<i>N 1969</i>	<i>923</i>	<i>1010</i>	<i>1427</i>	<i>190</i>	<i>405</i>	<i>539</i>	<i>694</i>	<i>332</i>	<i>1580</i>	<i>342</i>	<i>952</i>	<i>420</i>	<i>238</i>	<i>311</i>	<i>30</i>
<b>D06B:</b> Cigarettes?																
1. Yes	26.7	25.7	27.5	29.6	12.6	28.5	28.8	26.9	20.6	25.6	32.0	10.6	35.5	42.9	52.3	54.2
2. No	17.0	17.0	16.9	17.9	13.2	18.2	19.0	16.1	14.4	15.4	23.4	10.5	25.2	19.2	23.0	31.3
8. Haven't used in last 12 months	56.3	57.2	55.6	52.5	74.2	53.3	52.3	57.0	64.9	59.0	44.7	78.9	39.3	38.0	24.7	14.5
<i>Item 8920 Subject A01i</i>	<i>N 2181</i>	<i>1021</i>	<i>1116</i>	<i>1542</i>	<i>239</i>	<i>454</i>	<i>577</i>	<i>782</i>	<i>367</i>	<i>1732</i>	<i>397</i>	<i>1085</i>	<i>465</i>	<i>247</i>	<i>330</i>	<i>32</i>



## MONITORING THE FUTURE

QUESTIONNAIRE FORM 3 1996	TOTAL	SEX		RACE		REGION				COLLEGE PLANS?		ILLICIT DRUG USE: LIFETIME				
		M	F	White	Black	NE	NC	S	W	Yes	No	None	Mari- juana Only	Few Pills	More Pills	Any Her- oin
<i>N (Weighted No. of Cases):</i>	2455	1142	1207	1638	294	521	648	882	403	1839	441	1194	511	273	363	39
<i>% of Weighted Total:</i>	100.0	46.5	49.1	66.7	12.0	21.2	26.4	35.9	16.4	74.9	18.0	48.6	20.8	11.1	14.8	1.6
<b>D06C: Marijuana?</b>																
1. Yes	16.6	19.5	13.5	16.4	15.4	17.4	18.3	16.2	13.6	15.3	21.7	-	32.0	28.2	42.5	41.6
2. No	17.9	18.1	17.5	19.2	13.3	18.5	20.0	14.9	20.2	17.7	18.9	-	43.7	31.6	33.6	44.0
8. Haven't used in last 12 months	65.5	62.4	68.9	64.4	71.3	64.1	61.7	68.9	66.2	66.9	59.5	100.0	24.3	40.1	23.9	14.4
<i>Item 8930 Subject A01i</i>	<i>N 1986</i>	<i>930</i>	<i>1018</i>	<i>1417</i>	<i>205</i>	<i>402</i>	<i>526</i>	<i>718</i>	<i>340</i>	<i>1608</i>	<i>331</i>	<i>1027</i>	<i>384</i>	<i>218</i>	<i>309</i>	<i>28</i>
<b>D06D: Psychedelics (LSD, etc.)?</b>																
1. Yes	4.3	5.1	3.3	5.0	0.3	7.2	4.8	2.4	4.1	4.3	4.2	-	-	4.2	23.3	41.4
2. No	4.7	5.7	3.6	5.0	3.1	5.0	6.1	4.1	3.6	4.0	7.2	-	-	7.7	23.0	42.0
8. Haven't used in last 12 months	91.0	89.2	93.1	90.1	96.6	87.8	89.2	93.5	92.3	91.7	88.6	100.0	100.0	88.1	53.7	16.6
<i>Item 8940 Subject A01i</i>	<i>N 1984</i>	<i>930</i>	<i>1020</i>	<i>1418</i>	<i>214</i>	<i>412</i>	<i>521</i>	<i>711</i>	<i>340</i>	<i>1594</i>	<i>341</i>	<i>1027</i>	<i>420</i>	<i>207</i>	<i>282</i>	<i>27</i>
<b>D06E: Amphetamines (uppers)?</b>																
1. Yes	2.3	2.7	1.9	2.8	0.3	3.6	1.3	2.0	3.1	2.0	3.7	-	-	2.4	14.3	28.1
2. No	4.4	5.2	3.7	5.2	1.4	5.2	5.3	4.1	2.8	3.4	8.0	-	-	3.3	29.3	33.8
8. Haven't used in last 12 months	93.3	92.1	94.4	92.0	98.3	91.2	93.3	94.0	94.1	94.6	88.4	100.0	100.0	94.4	56.5	38.1
<i>Item 8950 Subject A01i</i>	<i>N 1920</i>	<i>900</i>	<i>988</i>	<i>1372</i>	<i>205</i>	<i>393</i>	<i>501</i>	<i>692</i>	<i>335</i>	<i>1546</i>	<i>326</i>	<i>1029</i>	<i>416</i>	<i>196</i>	<i>233</i>	<i>25</i>
<b>D06F: Tranquilizers?</b>																
1. Yes	1.1	0.9	1.1	0.9	1.4	1.2	1.3	1.2	0.4	1.1	1.2	-	-	1.8	4.0	24.9
2. No	2.6	3.4	1.9	3.2	0.7	2.3	3.1	3.2	0.6	2.0	4.8	-	-	-	16.0	31.1
8. Haven't used in last 12 months	96.4	95.7	97.0	95.8	97.9	96.5	95.6	95.6	99.0	96.9	94.0	100.0	100.0	98.2	79.9	44.0
<i>Item 9005 Subject A01i</i>	<i>N 1961</i>	<i>909</i>	<i>1018</i>	<i>1399</i>	<i>212</i>	<i>408</i>	<i>511</i>	<i>703</i>	<i>340</i>	<i>1580</i>	<i>337</i>	<i>1027</i>	<i>417</i>	<i>215</i>	<i>256</i>	<i>27</i>
<b>D06G: Barbiturates/quaaludes (downers)?</b>																
1. Yes	2.1	2.3	1.6	2.2	0.8	2.4	1.5	2.2	2.1	1.3	4.7	-	-	1.6	9.1	24.7
2. No	4.4	5.3	3.7	4.7	1.1	4.1	6.4	4.4	1.8	3.5	7.2	-	-	6.8	23.2	32.4
8. Haven't used in last 12 months	93.5	92.4	94.7	93.0	98.1	93.5	92.2	93.4	96.0	95.1	88.2	100.0	100.0	91.6	67.8	42.9
<i>Item 8970 Subject A01i</i>	<i>N 2115</i>	<i>988</i>	<i>1089</i>	<i>1494</i>	<i>237</i>	<i>435</i>	<i>553</i>	<i>765</i>	<i>362</i>	<i>1692</i>	<i>373</i>	<i>1088</i>	<i>453</i>	<i>242</i>	<i>279</i>	<i>28</i>
<b>D06H: Cocaine?</b>																
1. Yes	1.8	2.0	1.7	1.8	-	2.9	1.3	1.1	2.7	1.5	3.1	-	-	0.1	7.7	49.1
2. No	1.8	2.6	1.2	2.2	0.8	1.4	2.4	2.2	0.8	1.0	4.5	-	-	0.5	11.1	12.7
8. Haven't used in last 12 months	96.4	95.4	97.2	96.0	99.2	95.7	96.3	96.7	96.5	97.5	92.4	100.0	100.0	99.4	81.1	38.2
<i>Item 8980 Subject A01i</i>	<i>N 1988</i>	<i>930</i>	<i>1026</i>	<i>1425</i>	<i>213</i>	<i>413</i>	<i>519</i>	<i>718</i>	<i>338</i>	<i>1602</i>	<i>341</i>	<i>1023</i>	<i>418</i>	<i>222</i>	<i>281</i>	<i>29</i>
<b>D06I: Heroin?</b>																
1. Yes	0.5	0.8	0.3	0.7	-	0.5	0.3	0.6	0.7	0.5	0.4	-	-	-	-	38.3
2. No	0.4	0.4	0.3	0.3	0.7	0.8	0.2	0.4	0.2	0.2	1.1	-	-	-	-	27.4
8. Haven't used in last 12 months	99.1	98.8	99.3	99.1	99.3	98.7	99.5	99.0	99.1	99.3	98.5	100.0	100.0	100.0	100.0	34.3
<i>Item 8990 Subject A01i</i>	<i>N 2000</i>	<i>937</i>	<i>1029</i>	<i>1430</i>	<i>213</i>	<i>412</i>	<i>521</i>	<i>718</i>	<i>348</i>	<i>1613</i>	<i>342</i>	<i>1029</i>	<i>419</i>	<i>228</i>	<i>281</i>	<i>25</i>
<b>D06J: Other narcotics?</b>																
1. Yes	1.6	1.5	1.6	1.6	1.7	1.3	2.1	1.3	1.8	1.3	2.8	-	-	1.6	7.3	34.0
2. No	2.5	3.2	1.7	2.9	0.4	3.2	3.6	2.3	0.1	1.9	4.4	-	-	0.9	14.6	37.6
8. Haven't used in last 12 months	96.0	95.3	96.7	95.5	97.9	95.5	94.3	96.4	98.1	96.8	92.8	100.0	100.0	97.5	78.1	28.3
<i>Item 9000 Subject A01i</i>	<i>N 1959</i>	<i>915</i>	<i>1013</i>	<i>1395</i>	<i>212</i>	<i>398</i>	<i>511</i>	<i>712</i>	<i>339</i>	<i>1582</i>	<i>331</i>	<i>1028</i>	<i>416</i>	<i>216</i>	<i>254</i>	<i>24</i>
<b>D07: How likely is it that you will use marijuana in the next 12 months?</b>																
1. Definitely will—GO TO Q.D09	13.5	15.5	11.6	14.5	11.7	15.5	15.7	11.8	11.4	12.6	15.9	0.8	15.4	21.1	45.9	56.9
2. Probably will—GO TO Q.D09	11.6	11.3	11.5	12.6	7.0	10.7	13.1	11.3	11.1	11.6	11.5	2.0	28.5	18.1	17.4	11.3
3. Probably will not	16.3	18.1	14.9	16.5	15.9	18.9	15.1	14.5	18.8	15.2	20.6	11.1	26.2	21.5	15.1	17.8
4. Definitely will not	58.6	55.1	61.9	56.4	65.4	54.8	56.1	62.4	58.8	60.6	52.1	86.0	29.9	39.3	21.6	14.0
<i>Item 9010 Subject A04a</i>	<i>N 2139</i>	<i>991</i>	<i>1107</i>	<i>1502</i>	<i>240</i>	<i>436</i>	<i>568</i>	<i>767</i>	<i>368</i>	<i>1697</i>	<i>389</i>	<i>1098</i>	<i>442</i>	<i>233</i>	<i>310</i>	<i>32</i>



QUESTIONNAIRE FORM 3 1996	TOTAL	SEX		RACE		REGION				COLLEGE PLANS?		ILLICIT DRUG USE: LIFETIME					
		M	F	White	Black	NE	NC	S	W	Yes	No	None	Mari- juana Only	Few Pills	More Pills	Any Her- oin	
<i>N (Weighted No. of Cases):</i>	2455	1142	1207	1638	294	521	648	882	403	1839	441	1194	511	273	363	39	
<i>% of Weighted Total:</i>	100.0	46.5	49.1	66.7	12.0	21.2	26.4	35.9	16.4	74.9	18.0	48.6	20.8	11.1	14.8	1.6	
<b>D08:</b> Here are some reasons people give for not using marijuana, or for stopping use. Please tell us which reasons are true for you. (Mark all that apply.)																	
A. Concerned about possible psychological damage	63.7	62.0	65.6	64.3	67.7	63.6	65.3	64.0	61.1	65.6	54.6	68.9	47.8	58.2	59.4	39.8	
B. Concerned about possible physical damage	59.3	60.2	59.3	59.4	69.0	61.8	59.4	60.8	53.8	61.1	51.3	66.1	41.3	52.1	50.8	38.4	
C. Concerned about getting arrested	48.1	51.5	45.1	47.3	55.4	43.2	47.9	54.1	41.6	48.8	44.1	49.2	43.8	44.5	51.5	45.7	
D. Concerned about becoming addicted to marijuana	51.0	49.8	52.1	49.8	59.4	49.6	53.6	49.7	51.8	51.4	49.7	56.3	37.8	47.3	40.7	36.9	
E. It's against my beliefs	52.1	45.4	57.4	54.5	49.1	47.4	51.9	54.7	52.3	54.8	40.5	62.5	26.0	37.1	31.0	30.9	
F. Concerned about loss of energy or ambition	37.1	42.6	32.9	35.4	48.7	36.8	32.7	39.1	39.8	38.4	31.4	40.0	30.0	33.1	33.2	42.7	
G. Concerned about possible loss of control of myself	51.1	47.6	54.3	51.4	57.8	53.0	51.8	52.1	46.0	52.9	42.7	58.4	30.8	43.6	42.5	45.7	
H. It might lead to stronger drugs	49.7	48.6	50.7	49.7	57.9	47.4	50.0	53.6	43.9	50.3	46.5	53.7	36.3	44.7	48.5	45.7	
I. Not enjoyable, I didn't like it	24.9	24.5	25.5	22.9	34.1	23.9	23.1	25.4	27.7	24.7	26.0	16.9	45.7	36.4	35.4	42.7	
J. My parents would disapprove	58.3	56.3	60.4	58.8	61.2	49.4	56.6	63.9	59.6	60.4	49.6	61.6	54.1	51.4	52.1	20.9	
K. My husband/wife (or boyfriend/girlfriend) would disapprove	32.4	33.3	32.0	33.1	33.8	27.8	30.5	36.7	31.6	32.5	33.0	32.7	30.6	34.8	32.4	20.9	
L. I don't like being with the people who use it	41.8	35.3	47.8	43.1	43.5	36.3	41.9	43.7	44.2	43.5	36.5	48.7	26.0	27.7	34.0	14.9	
M. My friends don't use it	31.9	26.3	36.8	35.1	25.6	27.5	34.2	31.7	33.8	33.8	23.3	37.1	16.8	24.1	29.3	14.9	
N. I might have a bad trip	24.1	24.3	24.1	24.7	23.5	25.0	24.4	24.6	21.7	23.8	24.2	24.6	14.9	30.1	32.9	29.8	
O. Too expensive	21.7	27.6	16.8	23.7	18.5	19.0	21.7	24.3	19.4	21.1	24.9	22.4	18.2	20.3	25.9	29.8	
P. Not available	5.6	6.4	4.6	5.3	7.7	5.8	5.5	5.3	5.8	5.2	5.9	6.3	2.4	1.3	11.1	3.9	
Q. Don't feel like getting high	63.6	62.5	64.6	66.7	55.0	61.4	66.1	61.4	66.8	63.1	65.4	65.4	55.1	67.6	64.5	86.5	
<i>Item 9020-9180 Subject A06b</i>	<i>N†</i>	1540	691	826	1064	181	312	391	559	279	1232	278	1023	241	139	107	11
<b>D09A:</b> Has your use of alcohol ever caused any of the following problems for you?																	
Responses to this set of questions are not included because of complexities in the presentation and interpretation of the data.																	
<i>Item 9190-9350 Subject A07b</i>	<i>N</i>																
<b>D09M:</b> Has your use of marijuana ever caused any of the following problems for you?																	
Responses to this set of questions are not included because of complexities in the presentation and interpretation of the data.																	
<i>Item 9360-9520 Subject A07b</i>	<i>N</i>																
<b>D09O:</b> Has your use of other drugs ever caused any of the following problems for you?																	
Responses to this set of quesitons are not included because of complexities in the presentation and interpretation of the data.																	
<i>Item 9530-9690 Subject A07b</i>	<i>N</i>																
<b>E01:</b> How many of your friends would you estimate . . .																	
<b>E01A:</b> Smoke cigarettes?																	
1. None	8.8	6.3	10.8	5.4	25.5	5.2	7.6	9.7	12.8	9.2	6.8	13.3	5.8	1.4	3.3	3.1	
2. A few	27.3	25.7	29.4	26.0	32.8	23.3	26.0	26.5	35.7	28.5	22.4	35.8	21.4	21.2	11.3	11.2	
3. Some	33.5	37.0	30.5	34.4	28.1	34.3	31.1	37.3	28.1	35.2	26.4	36.4	34.5	34.6	24.4	16.6	
4. Most	27.7	28.6	26.7	31.7	11.6	33.2	33.1	24.3	20.2	25.2	38.0	13.0	35.1	38.7	55.9	60.7	
5. All	2.8	2.6	2.7	2.5	2.0	4.0	2.3	2.2	3.2	1.9	6.3	1.5	3.2	4.0	5.2	8.4	
<i>Item 7070 Subject A02a</i>	<i>N</i>	2160	1004	1112	1516	242	440	569	778	373	1712	397	1089	455	236	323	30

†=excludes respondents for whom question was inappropriate.



QUESTIONNAIRE FORM 3 1996	TOTAL	SEX		RACE		REGION				COLLEGE PLANS?		ILLCIT DRUG USE: LIFETIME					
		M	F	White	Black	NE	NC	S	W	Yes	No	None	Mari- juana Only	Few Pills	More Pills	Any Her- oin	
<i>N (Weighted No. of Cases):</i>	2455	1142	1207	1638	294	521	648	882	403	1839	441	1194	511	273	363	39	
<i>% of Weighted Total:</i>	100.0	46.5	49.1	66.7	12.0	21.2	26.4	35.9	16.4	74.9	18.0	48.6	20.8	11.1	14.8	1.6	
<b>E01B:</b> Smoke marijuana (pot, grass) or hashish?																	
1. None	17.8	13.5	21.6	16.6	20.2	14.0	17.9	19.0	19.4	18.0	17.9	29.6	5.4	4.4	4.7	7.2	
2. A few	31.1	33.5	29.4	34.1	23.2	30.3	32.1	31.3	29.9	32.5	25.5	38.7	29.7	28.8	13.4	9.9	
3. Some	28.3	29.2	27.8	28.4	27.1	29.1	24.5	30.6	28.6	28.4	28.8	23.9	34.1	33.9	30.5	16.0	
4. Most	19.2	19.9	18.3	18.3	21.5	22.5	20.7	17.2	17.3	18.1	23.0	7.0	25.9	27.9	42.7	52.8	
5. All	3.6	3.9	2.8	2.6	8.0	4.1	4.9	1.9	4.8	3.1	4.8	0.9	4.9	5.1	8.7	14.0	
<i>Item 7080 Subject A02a</i>	<i>N</i>	<i>2157</i>	<i>1003</i>	<i>1112</i>	<i>1512</i>	<i>241</i>	<i>440</i>	<i>569</i>	<i>775</i>	<i>373</i>	<i>1707</i>	<i>397</i>	<i>1088</i>	<i>454</i>	<i>235</i>	<i>322</i>	<i>33</i>
<b>E01C:</b> Take "crack" cocaine?																	
1. None	79.2	81.3	77.8	79.4	87.7	75.3	82.2	80.2	77.2	80.8	74.4	84.7	86.0	68.9	63.5	44.8	
2. A few	16.5	14.4	18.1	16.9	8.0	20.3	14.5	15.2	18.0	16.1	17.2	12.3	11.2	26.1	28.5	29.6	
3. Some	3.3	3.0	3.6	3.1	1.9	3.1	2.1	3.6	4.8	2.7	5.2	2.5	1.7	4.7	6.4	11.2	
4. Most	0.5	0.7	0.3	0.3	0.6	0.7	0.3	0.8	-	0.2	1.8	-	0.3	0.3	1.2	14.4	
5. All	0.5	0.6	0.2	0.3	1.8	0.6	0.9	0.3	-	0.2	1.4	0.5	0.8	-	0.4	-	
<i>Item 7151 Subject A02a</i>	<i>N</i>	<i>2148</i>	<i>1000</i>	<i>1104</i>	<i>1506</i>	<i>240</i>	<i>439</i>	<i>567</i>	<i>772</i>	<i>370</i>	<i>1700</i>	<i>396</i>	<i>1081</i>	<i>452</i>	<i>235</i>	<i>322</i>	<i>32</i>
<b>E01D:</b> Take cocaine powder?																	
1. None	74.7	74.5	75.6	75.8	85.1	71.7	80.1	73.7	72.2	76.4	70.0	83.9	82.5	64.2	46.2	27.2	
2. A few	19.3	19.5	18.5	18.9	9.2	21.6	14.9	19.4	22.8	19.3	17.8	13.5	13.5	29.1	39.4	28.3	
3. Some	4.7	4.6	4.7	4.2	3.0	5.0	3.7	5.1	4.8	3.7	8.0	2.0	2.6	6.6	12.5	26.1	
4. Most	0.8	0.7	1.0	0.8	0.6	1.2	0.4	1.3	0.2	0.4	2.7	0.1	0.5	0.1	1.6	18.4	
5. All	0.5	0.7	0.2	0.3	2.2	0.5	0.9	0.5	-	0.2	1.5	0.6	0.9	-	0.3	-	
<i>Item 23990 Subject A02a</i>	<i>N</i>	<i>2128</i>	<i>991</i>	<i>1095</i>	<i>1491</i>	<i>235</i>	<i>438</i>	<i>564</i>	<i>759</i>	<i>368</i>	<i>1684</i>	<i>393</i>	<i>1062</i>	<i>451</i>	<i>235</i>	<i>323</i>	<i>32</i>
<b>E01E:</b> Drink alcoholic beverages (liquor, wine, beer)?																	
1. None	6.4	5.1	7.3	4.3	12.8	4.7	5.0	6.7	9.8	5.8	9.0	8.8	5.2	2.6	1.5	-	
2. A few	10.6	8.2	13.0	9.6	14.8	10.0	6.7	11.4	15.7	11.0	8.7	15.6	7.1	5.2	2.8	8.8	
3. Some	20.9	22.1	20.1	19.1	32.6	18.0	21.6	20.7	23.8	21.3	19.6	27.6	15.5	13.6	13.2	8.5	
4. Most	40.9	42.0	39.9	44.2	29.7	41.3	43.1	43.4	31.5	42.5	35.6	36.5	46.5	45.3	45.1	48.8	
5. All	21.2	22.6	19.8	22.8	10.2	26.0	23.5	17.9	19.1	19.4	27.1	11.4	25.7	33.3	37.4	33.9	
<i>Item 7190 Subject A02a</i>	<i>N</i>	<i>2147</i>	<i>999</i>	<i>1106</i>	<i>1504</i>	<i>241</i>	<i>439</i>	<i>568</i>	<i>770</i>	<i>369</i>	<i>1699</i>	<i>397</i>	<i>1079</i>	<i>453</i>	<i>235</i>	<i>323</i>	<i>32</i>
<b>E01F:</b> Get drunk at least once a week?																	
1. None	17.9	15.4	20.2	15.2	29.5	17.7	16.5	16.2	23.8	18.0	18.1	25.3	13.8	9.7	5.2	13.0	
2. A few	26.4	26.7	26.7	25.6	25.2	24.0	28.3	25.8	27.7	27.0	24.5	29.2	26.5	25.3	19.3	15.8	
3. Some	26.9	27.8	26.2	29.1	24.5	26.9	27.6	28.8	21.8	27.1	26.7	26.8	26.3	25.9	29.3	14.4	
4. Most	22.2	21.9	22.1	23.7	16.3	23.8	21.6	22.9	19.6	22.4	21.1	14.8	26.9	28.7	34.1	46.6	
5. All	6.6	8.1	4.9	6.5	4.4	7.5	6.0	6.3	7.1	5.5	9.6	3.9	6.6	10.4	12.1	10.1	
<i>Item 7200 Subject A02a</i>	<i>N</i>	<i>2153</i>	<i>998</i>	<i>1110</i>	<i>1510</i>	<i>243</i>	<i>438</i>	<i>569</i>	<i>775</i>	<i>370</i>	<i>1705</i>	<i>396</i>	<i>1087</i>	<i>454</i>	<i>235</i>	<i>321</i>	<i>30</i>
<b>E02:</b> There has been talk about shortages of energy, food, and raw materials in this country. Do you think that in the coming years we will have plenty to meet our needs, a sufficient amount, or will we have to consume less?																	
1. Plenty to meet our needs	14.9	19.8	9.9	15.5	16.0	12.9	16.1	16.7	11.9	14.3	16.3	16.1	17.4	13.1	9.5	13.3	
2. A sufficient amount	53.2	55.9	51.3	53.7	55.4	54.3	52.2	54.7	50.3	52.8	55.4	53.5	49.4	53.7	57.4	33.5	
3. Will have to consume less	31.9	24.3	38.8	30.8	28.5	32.8	31.8	28.6	37.8	32.9	28.3	30.4	33.2	33.2	33.2	53.2	
<i>Item 9750 Subject F05</i>	<i>N</i>	<i>2064</i>	<i>958</i>	<i>1067</i>	<i>1460</i>	<i>223</i>	<i>406</i>	<i>547</i>	<i>749</i>	<i>362</i>	<i>1646</i>	<i>372</i>	<i>1045</i>	<i>438</i>	<i>229</i>	<i>303</i>	<i>26</i>
<b>E03:</b> The questions in this section deal with population problems. How much do you agree or disagree with each statement?																	
<b>E03A:</b> Our government should help other countries to control their population																	
1. Disagree	32.3	35.6	29.0	33.9	30.5	33.7	32.8	33.1	28.4	31.3	35.5	31.2	32.8	29.1	39.1	29.2	
2. Mostly disagree	18.6	15.0	21.9	20.5	13.8	17.8	16.8	19.3	20.9	20.3	12.7	20.6	17.1	16.3	15.6	8.7	
3. Neither	27.6	26.6	28.6	26.4	32.6	24.8	30.9	26.3	28.2	27.0	28.7	26.5	30.8	28.6	24.7	45.6	
4. Mostly agree	12.8	12.6	13.1	11.7	14.7	14.6	12.3	13.3	10.6	13.4	11.5	12.9	12.8	15.4	11.4	6.3	
5. Agree	8.7	10.2	7.4	7.5	8.3	9.0	7.2	8.0	11.9	7.9	11.6	8.8	6.6	10.5	9.2	10.1	
<i>Item 9760 Subject E01, H02</i>	<i>N</i>	<i>2086</i>	<i>966</i>	<i>1078</i>	<i>1470</i>	<i>228</i>	<i>413</i>	<i>559</i>	<i>751</i>	<i>363</i>	<i>1657</i>	<i>381</i>	<i>1051</i>	<i>446</i>	<i>224</i>	<i>309</i>	<i>29</i>



QUESTIONNAIRE FORM 3 1996	TOTAL	SEX		RACE		REGION				COLLEGE PLANS?		ILLICIT DRUG USE: LIFETIME				
		M	F	White	Black	NE	NC	S	W	Yes	No	None	Mari- juana Only	Few Pills	More Pills	Any Her- oin
<i>N (Weighted No. of Cases):</i>	2455	1142	1207	1638	294	521	648	882	403	1839	441	1194	511	273	363	39
<i>% of Weighted Total:</i>	100.0	46.5	49.1	66.7	12.0	21.2	26.4	35.9	16.4	74.9	18.0	48.6	20.8	11.1	14.8	1.6
<b>E03B:</b> Governments should avoid making policy about population and let the individual decide																
1. Disagree	12.5	15.0	10.0	12.2	14.4	14.6	11.3	12.2	12.4	12.7	11.9	12.4	15.5	6.8	12.4	11.8
2. Mostly disagree	18.3	19.5	17.6	17.8	16.4	17.3	19.2	17.3	20.2	18.7	17.5	16.0	19.1	23.4	20.8	14.8
3. Neither	34.2	32.8	35.6	34.2	36.2	31.5	34.9	37.8	28.9	33.5	36.6	34.4	34.9	38.6	29.0	34.8
4. Mostly agree	21.1	17.3	24.2	22.3	18.2	24.0	21.7	17.4	24.3	22.0	17.4	21.8	19.1	22.2	21.9	14.1
5. Agree	13.9	15.5	12.6	13.5	14.8	12.6	12.8	15.3	14.3	13.3	16.5	15.3	11.3	9.1	15.9	24.4
<i>Item 9770 Subject E01, H02</i>	<i>N 2077</i>	<i>959</i>	<i>1077</i>	<i>1464</i>	<i>228</i>	<i>411</i>	<i>556</i>	<i>747</i>	<i>362</i>	<i>1650</i>	<i>378</i>	<i>1048</i>	<i>443</i>	<i>222</i>	<i>307</i>	<i>31</i>
<b>E03C:</b> I feel strongly enough about preventing overpopulation that I'd be willing to limit my family to two children																
1. Disagree	22.0	20.6	23.1	22.0	28.4	22.0	21.0	23.0	21.2	21.8	22.5	23.6	20.1	14.8	23.2	26.7
2. Mostly disagree	12.8	11.6	14.3	14.2	9.2	12.9	13.0	12.5	12.9	13.8	9.2	15.2	11.0	13.2	7.5	13.9
3. Neither	31.5	33.2	29.8	30.1	34.6	31.4	32.8	32.8	27.3	30.1	36.5	31.0	33.3	30.5	32.1	20.5
4. Mostly agree	16.5	16.2	16.8	16.4	11.4	17.3	14.9	15.0	21.1	17.3	13.2	14.5	18.2	23.9	15.9	16.7
5. Agree	17.2	18.5	16.1	17.2	16.5	16.4	18.4	16.7	17.6	17.0	18.6	15.8	17.5	17.6	21.3	22.2
<i>Item 9780 Subject E01</i>	<i>N 2066</i>	<i>951</i>	<i>1075</i>	<i>1459</i>	<i>228</i>	<i>410</i>	<i>551</i>	<i>745</i>	<i>360</i>	<i>1643</i>	<i>375</i>	<i>1041</i>	<i>441</i>	<i>223</i>	<i>307</i>	<i>28</i>
<b>E03D:</b> To prevent overpopulation, I might decide not to have any children of my own																
1. Disagree	57.2	53.8	60.5	58.7	51.9	59.3	54.3	57.4	58.8	59.6	47.5	60.1	54.9	58.7	51.4	52.9
2. Mostly disagree	12.9	13.5	12.7	13.5	11.7	11.7	13.8	13.8	10.8	13.7	9.7	11.1	16.1	12.6	14.8	1.8
3. Neither	20.3	21.1	18.9	18.9	26.0	20.2	20.9	21.2	17.5	18.6	26.0	19.8	20.7	19.0	22.1	23.2
4. Mostly agree	4.4	5.0	3.9	4.3	5.7	4.4	4.9	3.1	6.5	3.8	6.8	4.1	3.5	6.6	4.4	8.0
5. Agree	5.3	6.6	4.1	4.7	4.7	4.5	6.1	4.5	6.5	4.3	10.0	4.9	4.8	3.1	7.4	14.1
<i>Item 9790 Subject E01</i>	<i>N 2057</i>	<i>947</i>	<i>1072</i>	<i>1454</i>	<i>227</i>	<i>408</i>	<i>552</i>	<i>743</i>	<i>355</i>	<i>1639</i>	<i>371</i>	<i>1042</i>	<i>439</i>	<i>217</i>	<i>303</i>	<i>29</i>
<b>E03E:</b> High schools should offer instruction in birth control methods																
1. Disagree	7.9	8.7	6.7	8.5	8.6	7.2	9.2	7.9	6.6	7.6	8.8	10.4	7.1	2.7	4.0	7.9
2. Mostly disagree	4.5	4.6	4.6	5.2	2.0	4.1	5.9	3.6	4.7	4.2	6.1	5.0	4.1	3.3	4.5	1.4
3. Neither	19.0	21.7	16.5	18.5	14.5	16.5	20.2	18.9	20.0	17.3	24.6	18.8	17.6	20.8	21.4	10.6
4. Mostly agree	21.8	20.1	23.0	21.4	22.7	24.5	21.1	21.2	20.8	22.1	20.6	23.2	21.0	20.4	19.5	17.4
5. Agree	46.9	44.9	49.3	46.4	52.2	47.7	43.7	48.4	47.9	48.9	39.9	42.7	50.1	52.9	50.7	62.7
<i>Item 9800 Subject E02</i>	<i>N 2056</i>	<i>951</i>	<i>1068</i>	<i>1452</i>	<i>226</i>	<i>409</i>	<i>546</i>	<i>744</i>	<i>358</i>	<i>1641</i>	<i>369</i>	<i>1042</i>	<i>439</i>	<i>218</i>	<i>302</i>	<i>29</i>
<b>E03F:</b> I personally consider most methods of birth control to be immoral																
1. Disagree	49.2	46.9	51.4	52.1	35.4	53.6	49.0	45.4	52.6	51.3	40.7	46.6	53.3	46.4	55.0	62.0
2. Mostly disagree	13.8	12.5	15.4	15.0	11.0	12.4	16.2	11.6	16.3	14.1	13.3	14.1	13.9	16.5	11.1	10.2
3. Neither	25.6	27.6	23.4	23.9	33.8	23.1	24.4	30.8	19.8	24.0	31.5	25.8	24.3	27.4	27.3	10.0
4. Mostly agree	5.7	6.4	4.8	4.5	10.9	6.0	4.3	6.4	5.8	5.4	7.0	6.6	3.8	5.2	3.5	7.8
5. Agree	5.7	6.5	5.0	4.5	8.9	4.9	6.1	5.8	5.6	5.2	7.5	6.9	4.8	4.6	3.1	9.9
<i>Item 9810 Subject E02</i>	<i>N 2056</i>	<i>949</i>	<i>1067</i>	<i>1454</i>	<i>225</i>	<i>408</i>	<i>548</i>	<i>745</i>	<i>355</i>	<i>1640</i>	<i>371</i>	<i>1042</i>	<i>437</i>	<i>219</i>	<i>304</i>	<i>28</i>
<b>E03G:</b> The government should make birth control information and services available without cost to anyone who wants them																
1. Disagree	5.9	7.2	4.5	6.3	5.2	5.2	6.5	5.5	6.4	6.1	5.0	7.3	4.2	4.2	4.3	10.4
2. Mostly disagree	5.8	6.1	5.6	6.4	4.7	6.7	6.6	4.8	5.8	6.0	5.2	6.9	5.3	5.0	3.5	6.2
3. Neither	19.5	23.2	16.5	19.6	18.6	18.4	20.7	21.0	16.0	17.8	25.2	20.1	17.4	17.5	21.2	10.1
4. Mostly agree	22.0	18.8	24.8	23.1	20.0	22.7	19.8	22.1	24.4	23.2	18.0	23.6	19.1	26.1	17.2	21.0
5. Agree	46.8	44.7	48.6	44.6	51.5	46.9	46.5	46.6	47.5	46.9	46.6	42.0	53.9	47.3	53.8	52.3
<i>Item 9820 Subject E02, H02</i>	<i>N 2061</i>	<i>948</i>	<i>1073</i>	<i>1455</i>	<i>227</i>	<i>408</i>	<i>552</i>	<i>742</i>	<i>358</i>	<i>1645</i>	<i>370</i>	<i>1041</i>	<i>440</i>	<i>219</i>	<i>306</i>	<i>29</i>
<b>E04:</b> Did you have a unit on sex education when you were in high school?																
1. No, and I'm glad I didn't	6.2	6.4	5.8	6.9	5.8	2.2	6.0	8.1	6.9	6.0	7.3	6.5	6.7	3.0	4.9	11.9
2. No, and I wish I had	9.9	9.9	9.9	8.8	18.5	4.5	9.7	14.6	6.5	9.9	10.3	9.5	10.5	10.2	9.9	9.7
3. Yes, and it was very worthwhile	23.5	22.0	25.0	20.0	37.3	27.9	21.9	20.6	26.9	23.8	23.3	25.5	23.7	24.3	17.2	6.0
4. Yes, and it was somewhat worthwhile	42.5	43.2	41.9	44.9	28.8	50.0	43.0	37.1	44.4	43.0	39.7	41.6	39.8	48.9	46.7	30.9
5. Yes, but it was not worthwhile at all	18.0	18.6	17.4	19.5	9.6	15.4	19.4	19.7	15.3	17.2	19.4	16.8	19.2	13.6	21.4	41.5
<i>Item 9860 Subject B01, E02</i>	<i>N 2069</i>	<i>951</i>	<i>1079</i>	<i>1460</i>	<i>225</i>	<i>407</i>	<i>556</i>	<i>749</i>	<i>358</i>	<i>1646</i>	<i>375</i>	<i>1046</i>	<i>440</i>	<i>216</i>	<i>308</i>	<i>33</i>



QUESTIONNAIRE FORM 3 1996	TOTAL	SEX		RACE		REGION				COLLEGE PLANS?		ILLCIT DRUG USE: LIFETIME				
		M	F	White	Black	NE	NC	S	W	Yes	No	None	Mari- juana Only	Few Pills	More Pills	Any Her- oin
<i>N (Weighted No. of Cases):</i>	2455	1142	1207	1638	294	521	648	882	403	1839	441	1194	511	273	363	39
<i>% of Weighted Total:</i>	100.0	46.5	49.1	66.7	12.0	21.2	26.4	35.9	16.4	74.9	18.0	48.6	20.8	11.1	14.8	1.6
<b>E05:</b> Did you ever study about birth control methods in high school?																
1. No, and I'm glad I didn't	9.3	11.8	6.9	10.0	6.7	5.5	10.6	10.7	8.7	8.8	12.0	10.7	9.4	7.5	5.6	9.0
2. No, and I wish I had	16.6	14.6	18.4	15.3	21.3	9.4	17.2	21.9	13.0	15.7	19.6	16.8	17.6	14.8	15.6	22.9
3. Yes, and it was very worthwhile	25.6	22.8	28.2	22.3	42.0	31.5	25.6	20.4	30.2	26.0	24.6	26.3	25.1	27.7	23.0	12.6
4. Yes, and it was somewhat worthwhile	37.5	39.4	36.1	39.7	25.4	42.4	35.5	35.3	39.4	38.1	34.2	35.5	37.0	41.6	43.3	34.0
5. Yes, but it was not worthwhile at all	10.9	11.4	10.4	12.7	4.7	11.2	11.1	11.7	8.7	11.3	9.6	10.7	10.9	8.4	12.6	21.6
<i>Item 9870 Subject B01, E02</i>	<i>N 2060</i>	<i>953</i>	<i>1071</i>	<i>1452</i>	<i>230</i>	<i>404</i>	<i>553</i>	<i>751</i>	<i>351</i>	<i>1641</i>	<i>371</i>	<i>1043</i>	<i>438</i>	<i>216</i>	<i>305</i>	<i>32</i>
<b>E06:</b> How important is each of the following for being looked up to or having high status in your school?																
<b>E06A:</b> Coming from the right family																
1. No importance	19.0	19.8	18.2	17.5	24.2	21.0	15.3	17.3	25.8	20.0	13.7	18.9	22.0	17.1	16.3	27.6
2. Little importance	20.5	21.9	19.5	22.8	8.6	20.6	24.1	15.8	24.7	21.2	18.1	18.3	24.3	23.7	20.7	23.9
3. Moderate importance	27.0	26.1	28.1	27.9	23.3	28.3	31.2	26.9	19.3	26.8	27.9	28.1	23.1	24.9	31.0	15.6
4. Great importance	16.6	16.4	16.9	16.7	17.0	15.2	16.6	18.8	13.7	16.2	18.7	17.0	15.4	14.1	17.3	17.8
5. Very great importance	16.9	15.7	17.3	15.1	26.9	14.9	12.9	21.2	16.5	15.8	21.7	17.8	15.3	20.2	14.8	15.1
<i>Item 13580 Subject B04</i>	<i>N 2040</i>	<i>940</i>	<i>1065</i>	<i>1444</i>	<i>228</i>	<i>403</i>	<i>543</i>	<i>739</i>	<i>355</i>	<i>1629</i>	<i>369</i>	<i>1041</i>	<i>436</i>	<i>210</i>	<i>298</i>	<i>30</i>
<b>E06B:</b> Being a leader in student activities																
1. No importance	8.6	10.6	6.5	7.3	12.5	9.8	6.3	8.8	10.3	6.8	14.8	6.9	8.3	5.5	14.2	24.2
2. Little importance	15.4	17.0	14.1	15.3	15.9	15.9	16.3	14.8	14.8	14.5	19.7	12.7	15.5	19.0	22.4	14.2
3. Moderate importance	36.4	37.1	35.4	38.4	24.6	35.2	38.1	35.5	37.2	38.0	31.0	37.5	35.7	37.8	35.0	30.2
4. Great importance	25.6	23.0	28.4	26.8	21.4	24.7	28.7	25.4	22.1	26.4	21.7	28.1	25.5	25.2	16.6	22.7
5. Very great importance	14.0	12.4	15.6	12.2	25.6	14.4	10.6	15.5	15.6	14.3	12.8	14.9	15.0	12.4	11.8	8.7
<i>Item 13590 Subject B04, M05</i>	<i>N 2041</i>	<i>939</i>	<i>1063</i>	<i>1447</i>	<i>227</i>	<i>404</i>	<i>545</i>	<i>740</i>	<i>353</i>	<i>1631</i>	<i>368</i>	<i>1041</i>	<i>437</i>	<i>211</i>	<i>298</i>	<i>28</i>
<b>E06C:</b> Having a nice car																
1. No importance	17.1	16.0	17.6	14.3	24.3	18.2	15.7	14.4	23.4	17.6	14.9	16.9	20.0	12.9	16.1	24.4
2. Little importance	25.1	22.5	27.5	28.1	19.7	29.8	27.1	22.0	23.0	26.7	19.7	27.5	25.0	24.3	19.0	20.4
3. Moderate importance	30.6	32.2	29.5	32.1	24.1	26.7	32.7	30.5	32.1	31.2	26.7	30.4	28.2	32.6	34.2	34.1
4. Great importance	15.9	17.3	15.0	15.4	14.2	14.4	16.1	18.6	11.7	14.3	24.0	15.1	14.3	17.5	18.7	9.7
5. Very great importance	11.3	12.0	10.4	10.0	17.6	10.9	8.3	14.5	9.8	10.3	14.7	10.1	12.6	12.6	12.0	11.4
<i>Item 13600 Subject B04, F01</i>	<i>N 2037</i>	<i>937</i>	<i>1062</i>	<i>1444</i>	<i>226</i>	<i>403</i>	<i>542</i>	<i>738</i>	<i>353</i>	<i>1625</i>	<i>369</i>	<i>1042</i>	<i>433</i>	<i>210</i>	<i>297</i>	<i>30</i>
<b>E06D:</b> Getting good grades																
1. No importance	5.9	7.4	4.6	6.3	5.4	7.0	5.7	4.9	7.1	6.0	4.6	5.8	4.5	3.7	10.3	7.0
2. Little importance	15.2	15.0	15.8	17.2	8.5	15.5	16.6	14.9	13.6	15.4	14.0	14.4	14.8	13.9	18.0	29.5
3. Moderate importance	32.4	34.1	30.8	34.6	17.2	28.9	32.7	34.8	30.6	32.5	31.9	30.5	32.7	37.6	34.8	25.3
4. Great importance	26.1	24.4	27.9	26.9	26.9	26.9	29.4	22.6	27.7	26.0	27.5	26.5	28.6	23.5	24.3	19.6
5. Very great importance	20.3	19.2	20.9	14.9	42.1	21.8	15.5	22.8	20.9	20.0	22.1	22.8	19.3	21.3	12.7	18.7
<i>Item 13610 Subject B04</i>	<i>N 2038</i>	<i>939</i>	<i>1061</i>	<i>1447</i>	<i>226</i>	<i>401</i>	<i>545</i>	<i>738</i>	<i>354</i>	<i>1629</i>	<i>365</i>	<i>1040</i>	<i>436</i>	<i>209</i>	<i>300</i>	<i>27</i>
<b>E06E:</b> Being a good athlete																
1. No importance	7.8	8.1	7.3	6.5	14.2	7.7	7.0	8.1	8.4	6.5	12.6	6.2	8.5	5.9	11.7	29.9
2. Little importance	10.7	8.4	12.7	11.0	11.0	10.8	8.4	11.4	12.7	10.3	12.8	10.3	10.4	10.9	10.3	14.3
3. Moderate importance	26.8	25.0	28.0	27.6	23.0	27.1	24.9	28.0	26.7	27.1	24.8	28.3	22.6	32.6	26.4	6.6
4. Great importance	31.0	33.8	29.1	31.8	20.2	33.5	34.7	27.9	28.6	32.6	23.9	29.4	35.2	29.3	31.8	30.5
5. Very great importance	23.8	24.7	22.9	23.2	31.7	21.0	25.0	24.6	23.5	23.5	25.8	25.8	23.3	21.3	19.9	18.8
<i>Item 13620 Subject B04</i>	<i>N 2042</i>	<i>941</i>	<i>1062</i>	<i>1448</i>	<i>225</i>	<i>404</i>	<i>545</i>	<i>740</i>	<i>353</i>	<i>1629</i>	<i>369</i>	<i>1040</i>	<i>436</i>	<i>211</i>	<i>299</i>	<i>31</i>
<b>E06F:</b> Knowing a lot about intellectual matters																
1. No importance	10.3	10.9	9.7	11.0	8.7	10.5	11.2	9.7	9.8	9.7	12.0	11.1	8.0	6.2	11.1	22.3
2. Little importance	24.7	23.3	26.4	28.1	14.9	22.8	28.1	23.4	24.1	25.9	20.9	23.4	28.4	23.9	25.3	24.7
3. Moderate importance	38.4	39.3	37.3	39.6	29.1	37.1	38.1	40.7	35.2	38.7	36.0	38.5	34.8	38.2	46.0	26.5
4. Great importance	17.2	16.8	17.6	15.1	26.0	20.4	15.4	16.4	18.2	16.8	18.8	17.2	17.7	24.5	10.6	19.5
5. Very great importance	9.5	9.7	9.0	6.2	21.3	9.2	7.3	9.7	12.7	8.9	12.4	9.8	11.0	7.3	7.0	6.9
<i>Item 13630 Subject B04</i>	<i>N 2036</i>	<i>939</i>	<i>1058</i>	<i>1445</i>	<i>222</i>	<i>401</i>	<i>545</i>	<i>738</i>	<i>351</i>	<i>1624</i>	<i>369</i>	<i>1038</i>	<i>434</i>	<i>210</i>	<i>299</i>	<i>29</i>



DESCRIPTIVE RESULTS: 1996

147

QUESTIONNAIRE FORM 3 1996	TOTAL	SEX		RACE		REGION				COLLEGE PLANS?		ILLICIT DRUG USE: LIFETIME				
		M	F	White	Black	NE	NC	S	W	Yes	No	None	Mari- juana Only	Few Pills	More Pills	Any Her- oin
<i>N (Weighted No. of Cases):</i>	2455	1142	1207	1638	294	521	648	882	403	1839	441	1194	511	273	363	39
<i>% of Weighted Total:</i>	100.0	46.5	49.1	66.7	12.0	21.2	26.4	35.9	16.4	74.9	18.0	48.6	20.8	11.1	14.8	1.6
<b>E06G:</b> Planning to go to college																
1. No importance	8.6	11.0	6.4	10.0	5.3	8.7	8.6	8.1	9.7	8.0	11.3	8.8	9.0	3.3	10.8	14.1
2. Little importance	14.0	14.5	13.8	15.0	10.3	12.7	14.6	14.2	14.1	13.8	13.9	13.5	14.8	10.1	17.5	21.4
3. Moderate importance	27.2	27.8	26.5	28.4	16.9	23.9	31.5	27.0	24.6	25.9	32.9	27.7	19.0	36.2	31.9	18.9
4. Great importance	24.8	24.1	25.6	26.6	19.1	24.6	26.4	23.9	24.6	25.4	22.3	24.9	28.0	22.0	20.7	29.9
5. Very great importance	25.4	22.7	27.7	20.0	48.3	30.2	18.9	26.8	27.0	26.9	19.6	25.1	29.1	28.5	19.2	15.7
<i>Item 13640 Subject B04</i>	<i>N</i> 2034	937	1063	1439	227	401	539	740	354	1625	365	1041	435	210	294	30
<b>E07:</b> How about using drugs (other than marijuana or alcohol)—does that cause a student to be looked up to or looked down on?																
<b>E07A:</b> Among the majority of students in my school, such drug use is . . .																
1. Looked down on a lot	17.2	17.9	17.0	16.3	25.6	11.2	21.1	16.6	19.3	17.3	17.6	19.8	20.6	9.4	10.6	12.2
2. Looked down on some	19.6	19.5	20.2	21.1	16.5	18.1	21.4	20.5	16.8	20.3	16.3	20.0	19.2	19.1	17.9	23.8
3. Neither, or mixed	50.5	50.8	50.1	50.7	44.0	52.5	47.2	49.9	54.2	50.2	52.4	47.9	48.8	60.5	53.6	53.4
4. Looked up to some	10.2	9.8	9.7	9.7	10.4	13.7	7.5	11.0	8.5	10.1	10.4	9.8	9.2	9.0	14.6	3.8
5. Looked up to a lot	2.5	2.0	2.9	2.3	3.4	4.5	2.7	2.0	1.1	2.2	3.3	2.5	2.2	2.0	3.3	6.8
<i>Item 13650 Subject A12b</i>	<i>N</i> 2026	926	1063	1443	226	398	542	738	348	1618	368	1025	430	212	300	33
<b>E07B:</b> Among my own group of friends, such drug use is . . .																
1. Looked down on a lot	35.3	32.0	39.0	36.6	34.9	30.8	35.3	35.9	39.1	38.1	23.3	47.4	31.5	18.5	14.0	9.4
2. Looked down on some	17.7	16.5	19.1	19.1	12.7	16.3	16.4	20.7	14.9	18.3	16.4	19.6	15.5	17.9	12.7	13.8
3. Neither, or mixed	37.7	39.3	35.3	36.0	39.2	43.5	39.1	33.2	38.6	35.6	47.7	27.3	44.4	52.3	52.7	54.7
4. Looked up to some	6.5	8.5	4.7	6.3	7.3	7.3	7.3	6.0	5.3	5.7	8.9	4.5	5.5	8.8	12.3	14.9
5. Looked up to a lot	2.8	3.7	1.9	2.1	5.8	2.1	1.8	4.1	2.2	2.4	3.7	1.1	3.0	2.5	8.2	7.1
<i>Item 13660 Subject A12b</i>	<i>N</i> 2032	929	1066	1447	226	399	544	739	349	1625	368	1029	432	213	300	32
<b>E07C:</b> My own feeling about such drug use is that . . .																
1. I look down on it a lot	49.5	45.3	54.1	49.9	54.4	49.3	47.5	50.8	50.0	52.3	37.5	68.9	37.5	28.6	19.7	17.0
2. I look down on it some	17.9	16.9	18.5	18.1	15.8	16.9	20.2	16.4	18.4	18.6	15.5	15.6	20.9	26.8	15.4	19.5
3. Neither, or mixed	30.0	34.8	25.0	29.2	26.9	31.4	28.9	30.2	29.6	26.9	42.9	15.0	38.5	41.6	57.8	50.4
4. I look up to it some	1.7	2.0	1.4	1.7	2.1	1.5	2.0	1.6	1.3	1.6	2.0	0.1	2.3	2.5	4.7	8.9
5. I look up to it a lot	1.0	1.0	0.9	0.9	0.7	0.8	1.3	0.9	0.8	0.6	2.1	0.4	0.7	0.5	2.4	4.3
<i>Item 13670 Subject A11c</i>	<i>N</i> 2033	931	1066	1448	225	398	545	740	350	1626	368	1032	431	213	300	32
<b>E08:</b> The next questions are about some things which may have happened TO YOU while you were at school (inside or outside or in a school bus).																
During the LAST 12 MONTHS, how often . . .																
<b>E08A:</b> Has something of yours (worth under \$50) been stolen?																
1. Not at all	66.3	62.0	70.0	67.0	62.2	65.3	62.4	69.6	66.6	67.1	65.8	70.5	66.9	58.1	62.1	32.2
2. Once	23.0	24.8	21.5	23.6	21.0	22.4	25.7	21.5	22.6	23.1	20.8	20.0	24.0	30.8	23.8	29.3
3. Twice	7.1	8.8	5.6	6.2	8.6	8.2	9.6	4.8	6.5	6.5	9.0	5.9	6.5	8.9	7.6	30.6
4. 3 or 4 times	2.6	3.2	2.2	2.2	6.0	2.1	1.7	3.6	2.6	2.4	3.2	2.6	2.2	1.0	4.2	5.1
5. 5 or more times	1.0	1.3	0.7	0.9	2.3	1.9	0.6	0.5	1.7	0.9	1.1	0.9	0.3	1.1	2.2	2.8
<i>Item 9871 Subject B07, S03</i>	<i>N</i> 2042	945	1060	1445	232	406	546	745	345	1618	373	1039	429	216	300	32
<b>E08B:</b> Has something of yours (worth over \$50) been stolen?																
1. Not at all	81.9	78.4	85.1	84.1	70.9	80.2	83.9	81.1	82.2	83.4	77.4	85.1	83.5	78.6	72.6	72.6
2. Once	14.0	16.2	12.0	13.2	18.9	13.6	12.3	15.4	14.4	13.2	16.5	12.3	12.4	16.8	19.3	15.6
3. Twice	2.7	3.7	1.8	1.8	5.6	4.5	2.6	2.2	1.6	2.2	4.4	1.2	2.7	4.5	5.6	6.4
4. 3 or 4 times	1.0	1.4	0.6	0.8	2.3	0.9	1.1	1.0	0.9	0.8	1.3	0.7	1.2	-	2.0	5.5
5. 5 or more times	0.4	0.3	0.5	0.2	2.4	0.7	0.2	0.2	0.8	0.4	0.4	0.6	0.2	0.1	0.5	-
<i>Item 9872 Subject B07, S03</i>	<i>N</i> 2032	945	1054	1443	232	405	547	742	339	1613	369	1032	431	216	296	30



QUESTIONNAIRE FORM 3 1996	TOTAL	SEX		RACE		REGION				COLLEGE PLANS?		ILLICIT DRUG USE: LIFETIME					
		M	F	White	Black	NE	NC	S	W	Yes	No	None	Mari- juana Only	Few Pills	More Pills	Any Her- oin	
<i>N (Weighted No. of Cases):</i>	2455	1142	1207	1638	294	521	648	882	403	1839	441	1194	511	273	363	39	
<i>% of Weighted Total:</i>	100.0	46.5	49.1	66.7	12.0	21.2	26.4	35.9	16.4	74.9	18.0	48.6	20.8	11.1	14.8	1.6	
<b>E08C:</b> Has someone deliberately damaged your property (your car, clothing, etc.)?																	
1. Not at all	74.1	67.6	79.9	74.8	74.0	75.9	73.6	73.7	73.3	75.0	70.6	77.4	72.4	72.2	67.7	67.9	
2. Once	17.6	21.3	14.1	17.7	14.4	15.6	17.9	18.7	17.0	17.5	17.6	16.0	16.8	22.1	20.8	18.8	
3. Twice	5.6	7.5	4.0	5.5	6.5	4.6	6.3	5.2	6.8	4.9	9.5	4.1	7.0	5.7	9.0	6.4	
4. 3 or 4 times	2.0	3.0	1.2	1.4	3.4	2.6	1.5	2.2	1.7	1.8	2.0	1.6	3.2	-	2.2	3.9	
5. 5 or more times	0.7	0.5	0.8	0.5	1.7	1.2	0.6	0.1	1.2	0.7	0.4	0.9	0.6	-	0.4	3.1	
<i>Item 9873 Subject B07, S03</i>	<i>N</i>	<i>2036</i>	<i>946</i>	<i>1055</i>	<i>1440</i>	<i>231</i>	<i>402</i>	<i>546</i>	<i>744</i>	<i>344</i>	<i>1616</i>	<i>367</i>	<i>1037</i>	<i>429</i>	<i>216</i>	<i>295</i>	<i>31</i>
<b>E08D:</b> Has someone injured you with a weapon (like a knife, gun, or club)?																	
1. Not at all	95.1	93.3	96.9	96.3	90.2	93.6	95.3	95.3	96.4	96.5	90.0	97.1	95.5	95.5	91.9	81.6	
2. Once	2.8	3.9	1.7	2.5	3.8	3.3	3.1	2.7	1.9	2.2	5.1	1.7	2.5	2.3	4.4	12.5	
3. Twice	1.2	1.4	0.9	0.8	3.4	1.4	1.0	1.4	0.5	0.8	2.6	0.9	1.0	1.5	1.8	-	
4. 3 or 4 times	0.5	0.8	0.1	0.1	1.2	1.2	0.1	0.4	0.2	0.1	1.4	-	0.8	0.2	1.6	2.5	
5. 5 or more times	0.4	0.5	0.4	0.4	1.5	0.5	0.4	0.2	1.0	0.3	0.9	0.3	0.2	0.5	0.3	3.3	
<i>Item 9874 Subject B07, S03</i>	<i>N</i>	<i>2034</i>	<i>943</i>	<i>1056</i>	<i>1439</i>	<i>232</i>	<i>404</i>	<i>546</i>	<i>741</i>	<i>344</i>	<i>1617</i>	<i>367</i>	<i>1037</i>	<i>430</i>	<i>216</i>	<i>294</i>	<i>32</i>
<b>E08E:</b> Has someone threatened you with a weapon, but not actually injured you?																	
1. Not at all	86.8	82.7	90.5	87.7	82.9	85.0	86.3	87.2	89.1	89.0	78.0	92.3	85.3	81.6	79.0	63.6	
2. Once	8.1	9.9	6.5	8.3	8.6	8.9	7.8	8.5	7.0	7.1	12.8	5.3	8.1	13.0	12.2	12.2	
3. Twice	2.6	3.9	1.5	2.3	3.8	2.9	3.6	2.4	1.1	2.2	4.3	1.0	3.9	3.0	4.8	10.2	
4. 3 or 4 times	1.4	2.1	0.8	0.9	2.9	2.0	1.3	1.3	1.2	1.1	2.5	0.9	1.8	1.1	1.1	11.4	
5. 5 or more times	1.0	1.4	0.7	0.8	1.9	1.2	1.0	0.6	1.6	0.6	2.5	0.5	0.9	1.3	3.0	2.6	
<i>Item 9875 Subject B07, S03</i>	<i>N</i>	<i>2028</i>	<i>941</i>	<i>1052</i>	<i>1436</i>	<i>230</i>	<i>402</i>	<i>542</i>	<i>740</i>	<i>344</i>	<i>1614</i>	<i>363</i>	<i>1037</i>	<i>428</i>	<i>213</i>	<i>293</i>	<i>32</i>
<b>E08F:</b> Has someone injured you on purpose without using a weapon?																	
1. Not at all	88.2	86.8	89.2	88.8	84.3	85.4	88.4	88.6	90.1	88.5	86.2	92.1	88.5	81.3	83.7	72.8	
2. Once	7.4	7.8	7.1	7.3	8.6	8.8	8.4	6.4	6.1	7.3	8.1	5.1	7.9	12.1	9.6	10.0	
3. Twice	2.4	3.0	1.9	2.4	3.5	1.9	1.9	3.4	1.9	2.4	2.6	1.5	2.3	3.0	4.2	5.8	
4. 3 or 4 times	0.8	0.9	0.8	0.6	1.3	1.7	0.6	0.6	0.6	0.7	1.2	0.3	0.7	2.2	0.9	2.7	
5. 5 or more times	1.2	1.5	1.0	1.0	2.3	2.2	0.7	1.0	1.4	1.0	1.8	1.0	0.7	1.4	1.6	8.7	
<i>Item 9876 Subject B07, S03</i>	<i>N</i>	<i>2024</i>	<i>937</i>	<i>1052</i>	<i>1434</i>	<i>228</i>	<i>402</i>	<i>540</i>	<i>739</i>	<i>344</i>	<i>1614</i>	<i>361</i>	<i>1035</i>	<i>428</i>	<i>213</i>	<i>294</i>	<i>29</i>
<b>E08G:</b> Has an unarmed person threatened you with injury, but not actually injured you?																	
1. Not at all	78.4	73.6	82.7	78.1	78.1	74.0	79.4	79.1	80.5	79.5	73.6	84.5	75.0	75.4	68.5	59.3	
2. Once	11.6	11.9	11.2	11.3	13.8	15.3	10.2	11.2	10.1	11.0	15.2	9.2	12.3	14.8	15.7	18.1	
3. Twice	3.3	4.4	2.4	3.5	2.6	3.2	3.4	3.8	2.2	3.1	4.3	1.6	4.7	1.4	7.8	-	
4. 3 or 4 times	2.7	4.3	1.2	3.0	2.3	2.9	1.7	2.7	4.2	2.9	1.7	1.8	3.5	5.1	3.5	-	
5. 5 or more times	4.0	5.9	2.4	4.1	3.2	4.5	5.3	3.2	3.0	3.6	5.2	3.0	4.5	3.3	4.5	22.7	
<i>Item 9877 Subject B07, S03</i>	<i>N</i>	<i>2019</i>	<i>935</i>	<i>1049</i>	<i>1432</i>	<i>228</i>	<i>401</i>	<i>540</i>	<i>736</i>	<i>342</i>	<i>1610</i>	<i>359</i>	<i>1033</i>	<i>428</i>	<i>212</i>	<i>292</i>	<i>29</i>
<b>E09:</b> Looking toward the future, how important would it be for you to have each of the following things?																	
<b>E09A:</b> At least one car																	
1. Not important	3.0	5.2	1.1	2.2	5.2	2.0	3.0	3.7	2.9	2.6	3.9	3.1	3.1	0.6	3.0	7.0	
2. Somewhat important	13.0	11.3	14.3	12.4	16.9	10.8	13.4	15.0	10.6	13.2	12.6	13.8	11.3	12.2	12.0	9.7	
3. Quite important	32.0	30.4	34.1	32.0	24.5	34.7	27.9	32.7	33.8	33.3	28.0	32.8	37.4	32.3	22.5	30.5	
4. Extremely important	52.0	53.1	50.6	53.4	53.3	52.4	55.7	48.6	52.8	51.0	55.5	50.3	48.2	54.9	62.5	52.8	
<i>Item 13835 Subject F01</i>	<i>N</i>	<i>2011</i>	<i>935</i>	<i>1041</i>	<i>1429</i>	<i>229</i>	<i>396</i>	<i>543</i>	<i>733</i>	<i>339</i>	<i>1601</i>	<i>360</i>	<i>1029</i>	<i>423</i>	<i>213</i>	<i>291</i>	<i>29</i>
<b>E09B:</b> At least two cars																	
1. Not important	40.3	34.5	46.2	38.7	43.5	37.6	37.9	43.8	39.7	41.6	35.5	42.7	40.7	31.9	36.2	54.9	
2. Somewhat important	30.1	30.3	30.0	30.3	32.1	29.4	30.9	29.2	31.7	30.0	31.7	29.4	30.4	32.7	30.2	33.4	
3. Quite important	19.1	20.2	17.5	20.2	12.3	19.3	19.1	18.7	19.6	18.2	22.0	17.8	17.3	25.8	22.5	3.9	
4. Extremely important	10.5	15.0	6.3	10.7	12.1	13.7	12.1	8.3	9.0	10.2	10.8	10.1	11.6	9.6	11.0	7.8	
<i>Item 13840 Subject F01</i>	<i>N</i>	<i>2018</i>	<i>942</i>	<i>1042</i>	<i>1433</i>	<i>229</i>	<i>396</i>	<i>543</i>	<i>737</i>	<i>342</i>	<i>1608</i>	<i>361</i>	<i>1034</i>	<i>424</i>	<i>212</i>	<i>290</i>	<i>29</i>
<b>E09C:</b> A large (full-sized) car																	
1. Not important	54.0	46.8	60.9	54.2	53.5	46.8	58.0	56.5	51.0	53.8	55.9	54.8	56.9	51.8	48.6	66.7	
2. Somewhat important	27.6	28.9	26.2	28.7	25.9	30.2	27.9	25.6	28.2	27.6	27.9	27.5	25.5	29.4	30.8	15.0	
3. Quite important	12.9	15.9	10.0	12.2	11.0	15.6	11.4	11.9	14.2	12.8	12.2	12.8	12.7	11.8	13.2	15.4	
4. Extremely important	5.5	8.3	2.9	5.0	9.6	7.4	2.7	6.0	6.7	5.7	4.0	4.9	4.9	7.0	7.4	2.8	
<i>Item 13850 Subject F01</i>	<i>N</i>	<i>1999</i>	<i>929</i>	<i>1038</i>	<i>1416</i>	<i>231</i>	<i>395</i>	<i>532</i>	<i>734</i>	<i>337</i>	<i>1595</i>	<i>355</i>	<i>1025</i>	<i>420</i>	<i>212</i>	<i>286</i>	<i>29</i>



QUESTIONNAIRE FORM 3 1996	TOTAL	SEX		RACE		REGION				COLLEGE PLANS?		ILLICIT DRUG USE: LIFETIME				
		M	F	White	Black	NE	NC	S	W	Yes	No	None	Mari- juana Only	Few Pills	More Pills	Any Her- oin
<i>N (Weighted No. of Cases):</i>	2455	1142	1207	1638	294	521	648	882	403	1839	441	1194	511	273	363	39
<i>% of Weighted Total:</i>	100.0	46.5	49.1	66.7	12.0	21.2	26.4	35.9	16.4	74.9	18.0	48.6	20.8	11.1	14.8	1.6
<b>E09D:</b> A new car every two or three years																
1. Not important	61.6	54.6	68.2	60.9	61.1	55.1	61.0	63.6	66.2	62.9	58.4	64.0	68.2	52.8	52.7	57.2
2. Somewhat important	23.5	26.4	21.1	25.3	19.1	24.3	23.4	23.5	22.8	23.1	24.1	23.3	16.3	28.3	29.4	28.9
3. Quite important	8.0	9.9	6.1	7.3	11.6	9.7	9.3	8.0	4.3	7.7	9.2	6.7	8.5	10.8	8.9	10.0
4. Extremely important	6.8	9.0	4.5	6.5	8.2	11.0	6.3	5.0	6.8	6.2	8.3	6.1	6.9	8.2	9.0	3.8
<i>Item 13860 Subject F01</i>	<i>N</i> 2003	935	1034	1421	230	396	539	729	338	1599	356	1024	423	211	289	27
<b>E09E:</b> Clothes in the latest style																
1. Not important	21.0	24.0	18.1	22.2	9.1	17.6	21.2	19.9	26.7	20.3	22.6	22.1	16.7	15.1	26.4	31.3
2. Somewhat important	34.5	32.5	37.0	35.9	30.3	33.3	34.2	35.7	33.8	35.2	33.5	38.0	35.0	32.2	23.1	30.0
3. Quite important	28.7	28.0	29.3	28.9	29.0	31.3	29.1	28.9	24.4	28.7	28.8	27.1	29.0	35.3	31.3	18.6
4. Extremely important	15.9	15.5	15.7	13.0	31.7	17.7	15.4	15.5	15.0	15.8	15.2	12.7	19.3	17.5	19.1	20.0
<i>Item 13870 Subject F01</i>	<i>N</i> 2006	935	1037	1422	230	394	540	732	340	1602	356	1029	422	210	288	28
<b>E09F:</b> A house of my own (instead of an apartment or condominium)																
1. Not important	10.9	10.5	11.5	10.6	10.2	8.0	13.8	11.6	8.5	10.3	12.3	10.2	12.4	8.1	12.6	14.2
2. Somewhat important	20.2	18.4	22.0	21.2	21.5	17.6	21.1	20.6	20.8	20.2	21.2	22.0	20.1	16.3	14.9	27.7
3. Quite important	33.1	32.0	34.4	34.7	25.3	32.5	30.9	33.4	36.4	34.5	27.7	34.5	31.8	32.9	31.5	20.0
4. Extremely important	35.8	39.0	32.2	33.5	43.0	41.9	34.2	34.3	34.3	34.9	38.7	33.3	35.6	42.7	41.0	38.2
<i>Item 13880 Subject F01</i>	<i>N</i> 2001	931	1036	1423	226	395	538	728	340	1598	354	1023	421	211	290	27
<b>E09G:</b> Lots of space around my house, a big yard																
1. Not important	11.7	11.1	12.6	10.6	15.6	7.2	13.9	13.2	10.5	11.3	12.6	11.3	11.4	9.8	13.8	25.7
2. Somewhat important	26.6	26.2	27.4	26.1	29.4	25.4	25.9	26.3	29.9	27.1	26.4	26.1	27.3	25.2	28.6	26.8
3. Quite important	33.6	33.1	33.8	35.0	28.6	31.4	35.2	33.9	33.1	34.4	31.7	35.0	34.4	35.1	26.1	28.1
4. Extremely important	28.0	29.5	26.2	28.3	26.4	36.0	25.0	26.6	26.5	27.2	29.3	27.5	27.0	30.0	31.5	19.4
<i>Item 13890 Subject F01</i>	<i>N</i> 2003	933	1037	1425	225	394	542	728	339	1596	358	1022	423	211	289	29
<b>E09H:</b> A well-kept garden and lawn																
1. Not important	15.1	17.5	13.4	14.7	14.9	11.0	17.4	16.6	13.1	13.7	20.8	13.2	16.1	15.0	20.4	28.8
2. Somewhat important	30.9	29.4	32.0	30.8	30.8	33.0	29.4	31.3	30.3	32.0	28.6	30.9	33.8	31.0	27.0	42.4
3. Quite important	32.9	33.2	33.3	34.5	29.7	27.6	34.3	33.8	35.0	33.8	28.8	34.2	29.7	33.6	32.5	13.3
4. Extremely important	21.0	19.9	21.4	20.0	24.6	28.4	18.9	18.3	21.7	20.5	21.7	21.7	20.4	20.4	20.1	15.5
<i>Item 13900 Subject F01</i>	<i>N</i> 2001	933	1033	1422	226	391	541	729	340	1594	358	1023	424	210	287	29
<b>E09I:</b> Major labor-saving appliances (washer, drier, dishwasher, etc.)																
1. Not important	6.9	7.9	5.9	6.1	6.0	6.0	7.4	7.7	5.4	5.3	12.6	6.7	6.3	2.8	10.0	10.6
2. Somewhat important	20.4	20.8	20.2	21.2	16.9	19.4	20.9	20.9	20.0	20.2	21.6	20.0	21.7	21.3	20.0	21.4
3. Quite important	39.9	40.0	40.3	40.3	36.8	39.2	42.1	37.9	41.7	40.9	37.1	42.1	38.1	41.3	34.0	38.8
4. Extremely important	32.7	31.2	33.6	32.4	40.3	35.4	29.6	33.5	32.9	33.6	28.7	31.2	33.9	34.6	35.9	29.1
<i>Item 13910 Subject F01</i>	<i>N</i> 1992	930	1028	1414	224	390	540	726	337	1587	355	1017	422	208	288	29
<b>E09J:</b> A high-quality stereo																
1. Not important	16.4	11.1	21.3	15.3	18.0	10.2	14.7	20.5	17.5	16.2	16.6	19.1	15.8	10.2	12.8	11.0
2. Somewhat important	32.3	28.5	36.2	32.6	34.4	29.6	35.9	32.6	29.0	32.6	32.2	35.9	31.0	27.5	26.9	14.4
3. Quite important	28.4	30.6	26.4	30.0	19.8	32.5	24.8	27.4	31.6	28.9	28.0	26.2	28.4	33.1	32.4	31.9
4. Extremely important	22.9	29.8	16.1	22.1	27.9	27.7	24.6	19.5	21.9	22.3	23.2	18.8	24.8	29.2	27.9	42.7
<i>Item 13920 Subject F01</i>	<i>N</i> 1995	931	1029	1416	223	389	541	727	337	1589	356	1019	421	210	288	29
<b>E09K:</b> A vacation house																
1. Not important	56.7	50.8	62.6	58.2	51.9	43.6	61.3	59.0	59.4	57.1	55.6	60.4	54.3	47.4	54.7	49.6
2. Somewhat important	23.7	25.1	22.3	23.6	25.1	30.2	20.8	24.5	18.8	24.0	23.1	22.5	21.9	32.9	25.4	14.7
3. Quite important	11.4	14.3	8.8	11.1	13.1	14.2	10.5	10.2	12.1	11.4	11.7	10.3	13.4	9.5	12.3	24.0
4. Extremely important	8.2	9.9	6.4	7.1	9.9	12.0	7.4	6.2	9.7	7.5	9.6	6.8	10.3	10.1	7.5	11.8
<i>Item 13930 Subject F01</i>	<i>N</i> 1990	929	1027	1413	223	389	540	725	336	1589	352	1016	422	210	287	29
<b>E09L:</b> A motor-powered, recreational vehicle (powerboat, snowmobile)																
1. Not important	54.9	42.6	66.9	53.0	67.2	47.0	52.3	58.3	61.1	56.4	49.5	58.5	57.9	44.7	47.2	51.6
2. Somewhat important	24.2	27.4	21.1	24.3	18.5	25.0	24.0	25.0	21.9	25.4	20.2	23.0	19.1	30.9	29.4	27.6
3. Quite important	10.8	14.3	7.4	12.5	5.8	15.2	12.4	8.6	7.9	9.6	16.8	10.1	10.8	14.6	11.7	8.9
4. Extremely important	10.0	15.7	4.5	10.3	8.5	12.9	11.2	8.0	9.1	8.6	13.5	8.4	12.3	9.8	11.8	11.9
<i>Item 13940 Subject F01</i>	<i>N</i> 1987	929	1025	1410	221	389	538	723	336	1585	353	1017	420	208	288	28



## MONITORING THE FUTURE

QUESTIONNAIRE FORM 3 1996	TOTAL	SEX		RACE		REGION				COLLEGE PLANS?		ILLICIT DRUG USE: LIFETIME				
		M	F	White	Black	NE	NC	S	W	Yes	No	None	Mari- juana Only	Few Pills	More Pills	Any Her- oin
<i>N (Weighted No. of Cases):</i> <i>% of Weighted Total:</i>	2455 100.0	1142 46.5	1207 49.1	1638 66.7	294 12.0	521 21.2	648 26.4	882 35.9	403 16.4	1839 74.9	441 18.0	1194 48.6	511 20.8	273 11.1	363 14.8	39 1.6
<b>E10:</b> When (if ever) did you FIRST do each of the following things? Don't count anything you took because a doctor told you to.																
<b>E10A:</b> Smoke cigarettes on a daily basis																
8. Never	67.8	68.9	67.0	62.6	94.0	66.1	61.6	70.3	74.9	71.0	53.7	88.3	55.1	53.6	30.2	11.6
1. Grade 6 or below	2.3	3.3	1.6	2.8	0.2	2.2	3.2	2.7	0.5	1.6	5.3	0.6	1.6	2.4	7.4	24.8
2. Grade 7	2.5	2.4	2.6	2.7	0.3	1.9	3.2	2.7	1.7	1.9	5.0	0.8	4.6	3.4	5.0	4.4
3. Grade 8	4.6	4.8	4.6	5.5	0.8	4.1	6.8	3.8	3.5	4.0	7.6	1.3	4.9	7.2	13.3	7.6
4. Grade 9 (Freshman)	6.8	6.7	6.8	8.3	0.6	8.5	7.0	6.1	6.0	5.8	11.8	2.5	10.0	10.1	12.7	26.8
5. Grade 10 (Sophomore)	6.1	6.1	6.1	6.6	1.4	6.7	8.8	3.9	5.8	6.4	5.1	2.1	9.4	7.5	13.9	12.3
6. Grade 11 (Junior)	5.8	5.1	6.4	7.0	1.5	5.1	4.9	7.0	5.5	5.6	6.9	2.4	9.8	9.9	9.3	7.5
7. Grade 12 (Senior)	3.9	2.7	4.9	4.5	1.3	5.5	4.6	3.4	2.0	3.7	4.6	2.0	4.5	6.0	8.2	5.0
<i>Item 5570 Subject A01g</i>	<i>N 1870</i>	<i>863</i>	<i>980</i>	<i>1354</i>	<i>204</i>	<i>367</i>	<i>517</i>	<i>671</i>	<i>315</i>	<i>1511</i>	<i>319</i>	<i>963</i>	<i>388</i>	<i>196</i>	<i>276</i>	<i>28</i>
<b>E10B:</b> Try an alcoholic beverage—more than just a few sips																
8. Never	21.8	21.5	22.0	19.2	28.5	18.7	17.5	21.6	32.2	23.6	13.3	40.5	2.5	6.4	2.1	-
1. Grade 6 or below	7.2	8.4	6.0	7.2	7.5	9.1	7.0	7.6	4.6	5.9	11.8	4.2	6.2	6.1	14.8	25.8
2. Grade 7	7.9	7.7	8.2	7.9	4.8	8.9	8.5	7.3	7.0	7.3	10.2	5.1	6.5	9.4	16.6	23.5
3. Grade 8	12.6	13.7	11.5	13.5	8.4	9.8	15.8	9.8	16.2	12.0	15.7	6.9	17.2	18.2	19.6	14.2
4. Grade 9 (Freshman)	20.2	20.1	20.0	21.3	16.7	22.0	20.3	21.2	16.3	19.7	22.7	13.7	29.7	27.4	23.0	18.4
5. Grade 10 (Sophomore)	13.4	11.9	15.0	14.7	11.2	15.1	13.3	14.3	9.7	13.9	10.5	10.6	20.6	13.3	13.8	8.6
6. Grade 11 (Junior)	11.9	12.9	11.3	12.1	12.3	10.4	11.9	13.6	10.2	12.6	10.0	12.4	14.5	14.2	6.5	5.8
7. Grade 12 (Senior)	5.0	3.9	6.0	4.2	10.6	6.0	5.6	4.6	3.9	4.9	5.8	6.6	2.7	5.0	3.6	3.5
<i>Item 5580 Subject A01g</i>	<i>N 1823</i>	<i>838</i>	<i>956</i>	<i>1341</i>	<i>180</i>	<i>346</i>	<i>505</i>	<i>657</i>	<i>316</i>	<i>1470</i>	<i>319</i>	<i>896</i>	<i>398</i>	<i>199</i>	<i>279</i>	<i>27</i>
<b>E10C:</b> Try marijuana or hashish																
8. Never	57.9	55.2	60.3	55.6	65.3	58.0	54.9	60.8	56.5	60.2	47.5	100.0	-	23.6	16.7	3.1
1. Grade 6 or below	1.5	1.1	1.6	1.0	2.7	1.6	0.7	2.1	1.2	1.1	3.1	-	1.3	1.8	3.8	26.4
2. Grade 7	1.7	1.6	1.9	1.9	0.6	1.2	2.4	1.4	2.1	0.9	4.8	-	1.6	1.8	6.3	5.8
3. Grade 8	4.1	5.0	3.0	4.0	3.5	3.2	5.1	3.2	5.5	3.1	8.5	-	6.8	8.6	11.9	3.5
4. Grade 9 (Freshman)	9.9	12.7	7.3	10.8	7.2	9.4	10.9	8.5	11.6	9.3	12.2	-	19.1	15.2	26.2	37.9
5. Grade 10 (Sophomore)	10.7	10.7	10.9	11.5	6.8	9.7	11.5	10.5	11.2	10.9	10.2	-	25.1	21.0	21.1	23.2
6. Grade 11 (Junior)	9.0	8.3	9.8	10.1	7.9	11.7	10.3	7.2	7.7	9.2	8.4	-	29.4	18.0	8.5	-
7. Grade 12 (Senior)	5.2	5.3	5.2	5.1	6.0	5.3	4.3	6.4	4.1	5.2	5.2	-	16.8	10.2	5.4	-
<i>Item 5590 Subject A01g</i>	<i>N 1898</i>	<i>872</i>	<i>997</i>	<i>1357</i>	<i>206</i>	<i>370</i>	<i>517</i>	<i>682</i>	<i>328</i>	<i>1529</i>	<i>327</i>	<i>994</i>	<i>380</i>	<i>197</i>	<i>277</i>	<i>30</i>
<b>E10D:</b> Try LSD																
8. Never	88.9	87.9	90.2	87.0	97.6	86.2	87.9	91.2	89.0	89.5	87.1	100.0	100.0	76.8	48.2	11.7
1. Grade 6 or below	0.2	0.2	0.2	0.1	0.7	0.5	0.1	0.3	-	0.2	0.4	-	-	-	0.6	8.1
2. Grade 7	0.4	-	0.7	0.4	-	0.3	-	0.5	0.6	0.1	0.9	-	-	0.2	2.2	1.5
3. Grade 8	0.5	0.5	0.5	0.6	-	0.1	0.4	0.5	1.1	0.5	0.6	-	-	0.6	2.3	7.5
4. Grade 9 (Freshman)	2.1	2.4	1.8	2.4	0.3	2.8	2.2	1.1	3.1	1.6	4.0	-	-	3.0	10.3	21.9
5. Grade 10 (Sophomore)	2.6	3.0	2.0	3.0	0.4	3.5	4.0	1.3	2.2	2.5	2.4	-	-	2.6	14.1	20.8
6. Grade 11 (Junior)	3.0	3.9	2.2	3.5	0.4	3.0	2.2	3.7	3.0	3.2	2.6	-	-	8.6	13.5	14.9
7. Grade 12 (Senior)	2.3	2.2	2.5	3.0	0.7	3.4	3.2	1.5	1.0	2.3	2.0	-	-	8.2	8.8	13.6
<i>Item 5600 Subject A01g</i>	<i>N 1912</i>	<i>879</i>	<i>1001</i>	<i>1361</i>	<i>217</i>	<i>369</i>	<i>520</i>	<i>693</i>	<i>330</i>	<i>1542</i>	<i>332</i>	<i>1000</i>	<i>399</i>	<i>191</i>	<i>275</i>	<i>28</i>
<b>E10E:</b> Try any psychedelic other than LSD																
8. Never	94.5	93.1	95.8	94.1	97.4	92.0	94.4	96.0	94.1	95.2	91.9	100.0	100.0	95.5	71.5	16.3
1. Grade 6 or below	0.2	0.1	0.3	-	0.7	0.4	0.2	0.1	-	0.1	0.8	-	-	-	0.4	8.9
2. Grade 7	0.1	0.1	0.1	0.2	-	0.1	-	0.2	0.1	0.1	0.1	-	-	-	0.3	4.5
3. Grade 8	0.6	0.9	0.5	0.8	-	0.4	0.3	0.9	1.0	0.4	1.6	-	-	-	4.0	7.4
4. Grade 9 (Freshman)	0.9	1.1	0.7	1.0	-	1.6	0.9	0.4	1.0	0.7	1.8	-	-	-	3.9	23.5
5. Grade 10 (Sophomore)	1.0	1.1	0.8	1.0	-	1.4	1.3	0.4	1.3	0.8	0.9	-	-	-	6.1	11.5
6. Grade 11 (Junior)	1.6	2.6	0.6	1.4	1.9	2.2	1.7	1.4	1.4	1.5	2.1	-	-	1.3	8.8	21.5
7. Grade 12 (Senior)	1.1	1.0	1.2	1.5	-	1.9	1.2	0.7	1.0	1.1	0.8	-	-	3.2	5.1	6.4
<i>Item 5610 Subject A01g</i>	<i>N 1894</i>	<i>877</i>	<i>986</i>	<i>1347</i>	<i>215</i>	<i>363</i>	<i>518</i>	<i>692</i>	<i>321</i>	<i>1524</i>	<i>330</i>	<i>1002</i>	<i>401</i>	<i>191</i>	<i>252</i>	<i>29</i>
<b>E10F:</b> Try amphetamines																
8. Never	93.0	92.3	93.7	91.7	97.4	90.4	91.9	94.4	95.0	94.4	86.6	100.0	100.0	90.0	46.9	14.7
1. Grade 6 or below	0.2	0.2	0.3	0.1	0.7	0.9	0.2	-	-	-	1.0	-	-	-	0.9	10.4
2. Grade 7	0.2	0.4	-	0.1	-	0.4	0.2	0.2	-	0.2	0.4	-	-	-	1.6	3.6
3. Grade 8	1.4	1.3	1.5	1.7	1.1	1.0	1.2	2.2	0.7	0.8	4.5	-	-	2.9	11.1	11.2
4. Grade 9 (Freshman)	0.8	1.0	0.6	0.9	-	2.3	0.9	0.2	0.3	0.5	2.1	-	-	-	6.1	16.5
5. Grade 10 (Sophomore)	1.5	1.6	1.2	1.9	0.8	1.7	2.1	1.2	0.7	1.0	3.6	-	-	1.7	11.7	15.4
6. Grade 11 (Junior)	1.7	2.2	1.4	2.1	-	1.3	2.1	1.4	2.3	1.9	1.4	-	-	3.3	11.7	27.6
7. Grade 12 (Senior)	1.1	0.9	1.2	1.5	-	2.0	1.2	0.5	1.1	1.2	0.4	-	-	2.0	9.9	0.7
<i>Item 5620 Subject A01g</i>	<i>N 1748</i>	<i>814</i>	<i>903</i>	<i>1231</i>	<i>207</i>	<i>336</i>	<i>486</i>	<i>626</i>	<i>300</i>	<i>1415</i>	<i>295</i>	<i>1004</i>	<i>401</i>	<i>135</i>	<i>165</i>	<i>25</i>



DESCRIPTIVE RESULTS: 1996

151

QUESTIONNAIRE FORM 3 1996	TOTAL	SEX		RACE		REGION				COLLEGE PLANS?		ILLCIT DRUG USE: LIFETIME				
		M	F	White	Black	NE	NC	S	W	Yes	No	None	Mari- juana Only	Few Pills	More Pills	Any Her- oin
<i>N (Weighted No. of Cases):</i> <i>% of Weighted Total:</i>	2455 100.0	1142 46.5	1207 49.1	1638 66.7	294 12.0	521 21.2	648 26.4	882 35.9	403 16.4	1839 74.9	441 18.0	1194 48.6	511 20.8	273 11.1	363 14.8	39 1.6
<b>E10G: Try quaaludes</b>																
8. Never	97.2	96.5	98.0	96.8	98.7	96.9	97.7	95.8	99.8	98.0	94.2	100.0	100.0	98.4	89.6	50.6
1. Grade 6 or below	0.2	-	0.4	0.2	0.7	0.4	-	0.3	-	-	1.0	-	-	-	-	5.3
2. Grade 7	0.1	0.3	-	0.2	0.3	0.5	-	0.1	-	0.1	-	-	-	-	0.5	-
3. Grade 8	0.4	0.3	0.6	0.6	-	0.3	0.3	0.8	-	0.3	1.0	-	-	-	2.3	6.2
4. Grade 9 (Freshman)	0.4	0.6	0.3	0.4	0.4	0.8	0.3	0.5	0.2	0.2	1.7	-	-	0.4	2.1	7.6
5. Grade 10 (Sophomore)	0.5	0.9	*	0.6	-	0.3	0.6	0.7	-	0.6	0.1	-	-	0.9	1.7	11.1
6. Grade 11 (Junior)	0.6	0.9	0.3	0.7	-	-	0.6	1.1	-	0.6	0.5	-	-	-	2.0	19.2
7. Grade 12 (Senior)	0.5	0.6	0.5	0.7	-	0.7	0.5	0.7	-	0.3	1.4	-	-	0.3	1.8	-
<i>Item 5630 Subject A01g</i>	<i>N 1945</i>	<i>902</i>	<i>1009</i>	<i>1383</i>	<i>219</i>	<i>379</i>	<i>532</i>	<i>702</i>	<i>332</i>	<i>1555</i>	<i>347</i>	<i>1005</i>	<i>401</i>	<i>207</i>	<i>278</i>	<i>27</i>
<b>E10H: Try barbiturates</b>																
8. Never	95.8	94.9	96.6	94.9	99.2	95.2	94.1	95.8	99.0	96.6	91.8	100.0	100.0	99.2	71.8	38.7
1. Grade 6 or below	0.1	0.3	-	0.2	-	0.4	-	0.1	-	0.1	0.2	-	-	-	1.1	-
2. Grade 7	0.1	0.3	-	0.1	-	0.1	0.2	0.2	-	0.1	0.4	-	-	-	1.2	-
3. Grade 8	0.7	0.7	0.7	0.9	-	0.4	0.3	1.3	0.4	0.3	2.5	-	-	-	4.8	8.4
4. Grade 9 (Freshman)	0.4	0.6	0.3	0.6	0.4	0.9	0.9	-	0.2	0.3	1.2	-	-	-	2.5	13.0
5. Grade 10 (Sophomore)	1.0	1.0	0.8	1.2	-	1.6	1.7	0.3	0.3	0.7	2.3	-	-	0.5	5.7	18.0
6. Grade 11 (Junior)	1.1	1.9	0.4	1.1	0.4	0.3	1.4	1.8	-	1.1	1.1	-	-	0.3	6.8	20.9
7. Grade 12 (Senior)	0.8	0.4	1.1	1.1	-	1.1	1.4	0.4	0.1	0.8	0.6	-	-	-	6.1	0.9
<i>Item 5640 Subject A01g</i>	<i>N 1844</i>	<i>856</i>	<i>959</i>	<i>1310</i>	<i>214</i>	<i>357</i>	<i>500</i>	<i>672</i>	<i>315</i>	<i>1487</i>	<i>320</i>	<i>1003</i>	<i>398</i>	<i>176</i>	<i>228</i>	<i>20</i>
<b>E10I: Try tranquilizers</b>																
8. Never	95.5	94.8	96.0	94.6	99.0	95.3	94.2	95.0	98.7	95.8	93.9	100.0	100.0	94.7	75.6	29.7
1. Grade 6 or below	0.4	0.5	0.3	0.2	0.7	0.7	0.2	0.4	0.1	0.2	0.8	-	-	-	1.5	14.2
2. Grade 7	0.1	*	0.1	0.1	-	0.1	-	0.2	-	0.1	-	-	-	-	0.7	-
3. Grade 8	0.5	0.5	0.6	0.5	-	0.6	0.9	0.4	0.2	0.6	0.5	-	-	-	2.7	14.8
4. Grade 9 (Freshman)	0.9	1.0	0.7	1.2	0.4	0.9	1.0	1.2	0.1	0.6	2.1	-	-	0.6	5.5	10.7
5. Grade 10 (Sophomore)	0.5	0.7	0.4	0.6	-	0.7	1.2	0.1	0.1	0.4	0.9	-	-	0.3	3.2	6.3
6. Grade 11 (Junior)	0.8	1.2	0.5	1.1	-	0.4	1.0	1.1	0.4	0.7	1.3	-	-	0.4	4.4	17.1
7. Grade 12 (Senior)	1.3	1.2	1.4	1.6	-	1.4	1.5	1.6	0.3	1.5	0.4	-	-	4.1	6.4	7.3
<i>Item 5650 Subject A01g</i>	<i>N 1851</i>	<i>859</i>	<i>964</i>	<i>1311</i>	<i>213</i>	<i>355</i>	<i>505</i>	<i>673</i>	<i>318</i>	<i>1489</i>	<i>322</i>	<i>997</i>	<i>399</i>	<i>178</i>	<i>234</i>	<i>24</i>
<b>E10J: Try cocaine</b>																
8. Never	94.9	94.2	95.6	95.2	98.9	94.5	94.8	95.7	93.7	96.1	91.0	100.0	100.0	95.0	75.4	18.4
1. Grade 6 or below	0.3	0.4	0.1	0.1	-	-	0.2	0.6	-	0.1	0.9	-	-	-	1.1	7.4
2. Grade 7	0.1	-	0.1	0.1	-	-	-	-	0.4	0.1	-	-	-	-	-	4.9
3. Grade 8	0.4	0.6	0.1	0.3	-	0.1	0.3	0.5	0.5	0.1	1.6	-	-	1.0	1.9	-
4. Grade 9 (Freshman)	0.3	0.1	0.4	0.3	-	0.8	-	0.2	0.4	0.1	1.1	-	-	-	1.2	7.6
5. Grade 10 (Sophomore)	1.1	0.8	1.2	0.8	0.4	1.3	0.9	0.6	1.9	1.0	0.6	-	-	1.8	4.0	21.6
6. Grade 11 (Junior)	1.7	2.3	1.3	1.8	0.7	2.2	2.2	1.3	1.4	1.4	3.1	-	-	0.4	9.4	27.8
7. Grade 12 (Senior)	1.3	1.5	1.2	1.4	-	1.1	1.6	1.2	1.5	1.1	1.5	-	-	1.8	7.0	12.3
<i>Item 5660 Subject A01g</i>	<i>N 1901</i>	<i>882</i>	<i>986</i>	<i>1349</i>	<i>216</i>	<i>365</i>	<i>523</i>	<i>692</i>	<i>321</i>	<i>1528</i>	<i>331</i>	<i>1001</i>	<i>394</i>	<i>194</i>	<i>266</i>	<i>27</i>
<b>E10K: Try heroin</b>																
8. Never	98.7	98.6	98.9	98.5	99.0	97.7	98.9	98.8	99.0	99.0	97.3	100.0	100.0	100.0	100.0	-
1. Grade 6 or below	0.1	-	0.1	-	0.7	0.4	-	-	-	-	0.4	-	-	-	-	5.8
2. Grade 7	-	-	-	-	-	-	-	-	-	-	-	-	-	-	-	-
3. Grade 8	0.1	0.1	0.1	0.1	-	-	-	0.2	-	0.1	-	-	-	-	-	3.2
4. Grade 9 (Freshman)	-	-	-	-	-	-	-	-	-	-	-	-	-	-	-	-
5. Grade 10 (Sophomore)	0.2	0.2	0.2	0.2	0.4	0.3	0.1	0.2	0.2	0.1	0.4	-	-	-	-	15.1
6. Grade 11 (Junior)	0.5	0.7	0.3	0.5	-	1.2	0.4	0.3	0.4	0.5	0.7	-	-	-	-	38.6
7. Grade 12 (Senior)	0.5	0.4	0.4	0.7	-	0.3	0.6	0.5	0.4	0.4	1.1	-	-	-	-	37.2
<i>Item 5670 Subject A01g</i>	<i>N 1914</i>	<i>894</i>	<i>987</i>	<i>1360</i>	<i>212</i>	<i>367</i>	<i>520</i>	<i>701</i>	<i>326</i>	<i>1539</i>	<i>332</i>	<i>994</i>	<i>399</i>	<i>199</i>	<i>273</i>	<i>25</i>
<b>E10L: Try any narcotic other than heroin</b>																
8. Never	96.1	95.3	97.0	95.4	99.2	96.8	94.3	96.5	97.2	96.8	92.5	100.0	100.0	97.9	77.8	28.3
1. Grade 6 or below	0.2	0.3	0.1	0.1	-	0.3	0.2	0.2	-	0.1	0.7	-	-	-	1.0	4.6
2. Grade 7	0.1	-	0.1	0.2	-	-	0.3	0.2	-	0.2	-	-	-	-	0.5	5.7
3. Grade 8	0.3	0.3	0.4	0.4	-	0.1	0.3	0.3	0.6	0.2	1.0	-	-	-	2.6	-
4. Grade 9 (Freshman)	0.4	0.3	0.5	0.6	-	0.2	0.7	0.3	0.4	0.4	0.3	-	-	-	2.5	8.5
5. Grade 10 (Sophomore)	0.7	0.8	0.5	0.9	0.4	0.3	0.8	1.0	0.2	0.2	2.7	-	-	1.0	4.2	3.2
6. Grade 11 (Junior)	1.3	1.8	0.8	1.3	0.4	1.1	1.6	1.0	1.5	1.2	1.9	-	-	0.7	5.7	38.5
7. Grade 12 (Senior)	0.9	1.1	0.6	1.2	-	1.0	1.8	0.5	0.1	0.9	0.8	-	-	0.4	5.7	11.2
<i>Item 5680 Subject A01g</i>	<i>N 1857</i>	<i>869</i>	<i>959</i>	<i>1308</i>	<i>213</i>	<i>353</i>	<i>505</i>	<i>676</i>	<i>323</i>	<i>1496</i>	<i>322</i>	<i>1001</i>	<i>402</i>	<i>181</i>	<i>229</i>	<i>25</i>

\*=less than .05 percent.



## MONITORING THE FUTURE

QUESTIONNAIRE FORM 3 1996	TOTAL	SEX		RACE		REGION				COLLEGE PLANS?		ILLICIT DRUG USE: LIFETIME				
		M	F	White	Black	NE	NC	S	W	Yes	No	None	Mari- juana Only	Few Pills	More Pills	Any Her- oin
<i>N (Weighted No. of Cases):</i>	2455	1142	1207	1638	294	521	648	882	403	1839	441	1194	511	273	363	39
<i>% of Weighted Total:</i>	100.0	46.5	49.1	66.7	12.0	21.2	26.4	35.9	16.4	74.9	18.0	48.6	20.8	11.1	14.8	1.6
<b>E10M:</b> Try inhalants																
8. Never	89.4	88.2	90.6	87.2	96.7	88.1	86.2	91.9	90.8	90.2	86.7	99.0	93.1	75.6	61.4	25.3
1. Grade 6 or below	1.5	2.5	0.7	1.4	2.0	1.1	2.0	1.4	1.3	1.5	1.4	*	1.6	3.7	4.4	15.3
2. Grade 7	1.1	0.9	1.2	1.4	0.4	0.6	0.4	1.9	0.9	1.0	0.7	0.4	0.3	1.9	4.0	2.8
3. Grade 8	1.2	1.4	0.9	1.5	-	2.0	0.5	1.4	0.9	1.0	1.5	0.1	0.7	2.9	3.6	16.1
4. Grade 9 (Freshman)	2.0	2.1	1.9	2.4	0.6	3.7	1.7	0.9	2.8	1.4	4.8	0.3	1.2	4.8	6.7	14.7
5. Grade 10 (Sophomore)	2.2	1.9	2.4	2.6	0.4	1.2	4.5	1.2	1.6	1.9	3.7	0.1	2.5	2.5	8.7	11.7
6. Grade 11 (Junior)	1.3	1.8	0.8	1.6	-	1.5	1.9	0.8	1.1	1.4	0.8	-	0.2	3.6	5.7	9.9
7. Grade 12 (Senior)	1.4	1.3	1.5	1.9	-	1.9	2.9	0.3	0.5	1.6	0.3	-	0.3	5.1	5.5	4.2
<i>Item 5685 Subject A01g</i>	<i>N</i> 1762	814	919	1248	206	334	486	640	301	1417	304	942	361	178	238	23
<b>E10N:</b> Smoke your first cigarette																
8. Never	39.1	38.2	39.8	35.1	58.8	40.4	35.7	37.5	46.2	41.2	29.6	62.1	13.7	20.8	14.8	4.2
1. Grade 6 or below	14.4	17.0	12.1	15.3	13.2	14.0	16.0	15.1	10.8	13.1	19.1	7.6	16.9	15.5	29.5	49.7
2. Grade 7	9.4	9.1	9.6	9.1	5.8	10.8	10.9	7.5	9.2	7.8	16.0	6.2	10.0	14.8	12.7	19.1
3. Grade 8	10.6	10.4	11.0	11.4	6.2	10.6	10.7	11.9	7.7	10.2	12.4	6.2	15.5	14.1	15.9	12.4
4. Grade 9 (Freshman)	9.5	9.6	9.4	10.4	4.3	10.2	10.9	8.1	9.6	9.6	10.0	4.9	15.9	11.8	13.5	14.6
5. Grade 10 (Sophomore)	8.0	8.4	7.6	8.8	5.8	8.3	8.8	7.2	8.3	8.3	7.2	5.3	15.9	11.7	5.0	-
6. Grade 11 (Junior)	5.9	4.5	7.1	6.4	2.5	3.7	4.5	7.9	6.3	6.3	4.0	5.4	7.1	8.9	4.5	-
7. Grade 12 (Senior)	3.1	2.8	3.5	3.5	3.5	2.0	2.5	4.8	1.8	3.5	1.7	2.4	5.0	2.3	4.2	-
<i>Item 5575 Subject A01g</i>	<i>N</i> 1823	819	974	1319	193	352	504	656	312	1467	321	919	380	197	275	29
<b>E10O:</b> Try smokeless tobacco (snuff, plug, or chewing tobacco)																
8. Never	73.5	58.6	87.1	67.9	90.7	77.8	68.4	72.5	79.2	75.5	64.7	85.2	63.4	72.2	52.3	38.9
1. Grade 6 or below	5.1	8.5	1.7	6.0	2.7	3.7	6.6	5.6	3.2	4.1	8.5	2.9	6.4	4.0	10.2	17.1
2. Grade 7	2.3	4.0	0.8	2.7	0.9	1.5	2.3	2.7	2.2	1.8	4.5	1.2	2.0	5.2	3.8	9.6
3. Grade 8	4.5	7.5	1.8	5.8	1.3	4.0	3.8	6.1	3.1	4.0	7.2	2.5	4.4	3.2	11.5	6.1
4. Grade 9 (Freshman)	4.9	7.1	2.9	6.0	1.3	2.7	7.6	4.4	4.2	4.8	5.9	2.3	9.7	2.7	9.1	4.1
5. Grade 10 (Sophomore)	4.7	6.8	3.0	5.6	1.7	4.5	5.2	4.9	3.6	5.0	3.6	2.4	5.2	8.9	8.1	13.9
6. Grade 11 (Junior)	3.0	5.2	1.1	3.4	1.5	3.5	3.5	2.6	2.5	3.3	2.0	2.0	6.8	1.8	2.0	7.5
7. Grade 12 (Senior)	1.9	2.4	1.6	2.7	-	2.4	2.5	1.3	1.9	1.6	3.6	1.5	2.1	2.0	3.0	2.8
<i>Item 5576 Subject A01g</i>	<i>N</i> 1938	900	1004	1381	218	374	527	709	327	1546	347	997	400	205	282	28
<b>E10P:</b> Drink enough to feel drunk or very high																
8. Never	41.2	40.4	42.0	34.6	66.2	38.8	38.0	41.5	47.9	42.6	34.0	65.3	17.4	21.0	8.4	-
1. Grade 6 or below	2.6	3.5	1.8	2.6	1.6	3.4	2.3	3.1	1.1	1.8	6.0	1.2	1.8	0.8	6.2	18.3
2. Grade 7	3.8	4.3	3.5	4.5	2.0	4.5	4.2	3.4	3.5	3.4	5.5	1.3	4.8	5.1	10.1	10.7
3. Grade 8	7.5	8.6	6.6	8.3	4.0	6.7	9.2	6.3	8.3	7.4	8.5	2.9	10.6	10.8	16.5	18.4
4. Grade 9 (Freshman)	15.7	16.1	14.9	17.8	6.5	17.2	16.8	14.5	14.7	15.2	17.4	7.4	23.0	23.5	28.5	26.9
5. Grade 10 (Sophomore)	13.6	12.6	14.7	15.0	6.3	12.6	14.9	14.3	11.0	14.1	11.3	8.4	19.9	23.2	15.6	17.5
6. Grade 11 (Junior)	9.7	9.4	9.8	11.0	7.0	11.0	8.6	10.4	8.2	10.1	9.0	7.8	13.9	9.2	12.2	4.9
7. Grade 12 (Senior)	5.9	5.2	6.7	6.3	6.3	5.6	6.0	6.4	5.3	5.5	8.2	5.7	8.7	6.4	2.6	3.4
<i>Item 5585 Subject A01g</i>	<i>N</i> 1933	894	1007	1382	211	372	525	705	332	1548	340	996	400	202	280	28
<b>E10Q:</b> Try "crack" cocaine, specifically																
8. Never	97.7	97.2	98.3	97.7	98.9	98.1	96.9	98.3	97.4	98.2	95.7	100.0	100.0	98.2	91.1	47.5
1. Grade 6 or below	0.1	-	0.1	-	-	-	0.2	-	-	-	0.3	-	-	-	-	3.9
2. Grade 7	0.1	-	0.1	-	-	-	-	-	0.4	-	0.4	-	-	-	0.4	-
3. Grade 8	0.2	0.3	0.1	0.2	-	-	0.2	0.3	0.4	0.1	1.0	-	-	0.1	1.1	4.5
4. Grade 9 (Freshman)	0.1	0.2	0.1	0.2	-	0.3	-	0.2	-	0.1	0.4	-	-	-	-	9.7
5. Grade 10 (Sophomore)	0.6	0.7	0.5	0.6	0.8	0.7	1.0	0.4	0.2	0.5	0.4	-	-	-	3.5	5.4
6. Grade 11 (Junior)	0.5	0.4	0.5	0.7	-	0.7	0.6	0.2	0.4	0.4	0.7	-	-	-	1.4	18.0
7. Grade 12 (Senior)	0.7	1.1	0.2	0.7	0.3	0.1	1.0	0.6	1.2	0.6	1.1	-	-	1.7	2.6	11.0
<i>Item 5661 Subject A01g</i>	<i>N</i> 1926	893	999	1375	213	372	523	703	327	1545	341	998	399	199	278	29

\* = less than .05 percent.



QUESTIONNAIRE FORM 4 1996	TOTAL	SEX		RACE		REGION				COLLEGE PLANS?		ILLICIT DRUG USE: LIFETIME				
		M	F	White	Black	NE	NC	S	W	Yes	No	None	Mari- juana Only	Few Pills	More Pills	Any Her- oin
<i>N (Weighted No. of Cases):</i>	2464	1183	1149	1646	298	520	634	891	420	1814	474	1169	567	301	331	41
<i>% of Weighted Total:</i>	100.0	48.0	46.6	66.8	12.1	21.1	25.7	36.1	17.0	73.6	19.3	47.4	23.0	12.2	13.4	1.7
<b>A01:</b> Taking all things together, how would you say things are these days—would you say you're very happy, pretty happy, or not too happy these days?																
3. Very happy	17.8	18.8	16.6	20.1	12.4	12.1	18.9	20.4	17.4	18.8	15.2	19.8	18.6	14.8	11.7	23.8
2. Pretty happy	66.7	66.2	67.7	67.7	63.0	71.9	67.2	63.1	67.3	66.6	68.4	66.3	65.4	70.4	69.2	51.9
1. Not too happy	15.5	15.0	15.7	12.1	24.7	16.0	13.9	16.5	15.3	14.6	16.4	13.8	16.0	14.9	19.1	24.3
<i>Item 1190 Subject P01, Q01</i>	<i>N</i> 2458	1178	1148	1641	298	520	630	890	418	1813	470	1168	567	297	329	41
<b>A02:</b> Looking ahead to the next five years, do you think that things in this country will get better or worse?																
1. Get much better	1.3	1.7	0.8	1.1	2.6	1.7	1.0	1.4	1.2	1.1	1.9	1.7	1.0	0.3	1.0	-
2. Get somewhat better	21.5	23.6	18.2	20.2	20.1	18.9	20.7	23.4	21.5	21.9	20.0	21.2	21.6	21.8	21.5	21.1
3. Stay about the same	30.6	31.4	30.3	32.5	23.9	32.6	33.0	28.0	30.1	32.3	23.6	30.7	33.4	27.6	29.3	37.3
4. Get somewhat worse	36.8	33.3	41.0	37.9	39.2	36.3	35.6	36.9	39.1	36.3	41.1	37.3	35.2	39.4	36.2	29.0
5. Get much worse	9.8	10.1	9.7	8.3	14.3	10.4	9.7	10.2	8.0	8.4	13.4	9.1	8.9	10.9	12.0	12.6
<i>Item 9940 Subject I01</i>	<i>N</i> 2455	1177	1148	1640	297	519	630	889	418	1812	470	1167	567	297	329	41
<b>A03:</b> Looking ahead to the next five years, do you think that things in the rest of the world will get better or worse?																
1. Get much better	1.6	1.7	1.0	1.3	2.7	1.9	1.3	1.8	1.3	1.3	1.8	1.5	1.4	0.8	2.0	2.4
2. Get somewhat better	17.7	17.8	16.2	16.8	19.2	18.1	18.5	17.1	17.1	18.7	13.1	18.8	17.2	15.4	15.5	22.8
3. Stay about the same	29.1	30.8	28.5	30.5	23.1	31.5	28.6	27.5	30.2	30.5	23.0	28.9	28.6	28.6	29.1	43.7
4. Get somewhat worse	39.9	37.1	43.2	40.9	38.6	38.9	40.0	39.5	41.7	39.1	46.1	40.8	41.1	39.6	38.6	23.8
5. Get much worse	11.7	12.6	11.1	10.6	16.4	9.5	11.6	14.1	9.6	10.4	16.1	10.0	11.7	15.7	14.8	7.3
<i>Item 9950 Subject I01</i>	<i>N</i> 2451	1177	1143	1635	298	520	627	885	418	1808	470	1165	565	297	329	41
<b>A04:</b> How do you think your own life will go in the next five years—do you think it will get better or worse?																
1. Get much better	42.8	43.2	41.5	39.5	60.8	40.3	37.8	46.6	45.6	43.7	38.8	41.9	50.0	35.6	41.5	32.6
2. Get somewhat better	45.9	44.1	48.7	49.1	31.5	47.2	49.7	43.2	44.2	46.4	44.9	46.4	41.9	50.6	45.4	54.7
3. Stay about the same	9.4	10.4	8.6	9.8	6.9	9.1	11.3	8.8	8.3	8.4	13.6	9.8	7.5	12.1	9.8	6.9
4. Get somewhat worse	1.3	1.5	1.0	1.1	0.3	2.5	0.9	0.6	1.7	1.0	1.9	1.2	0.4	1.7	2.8	2.4
5. Get much worse	0.6	0.9	0.1	0.5	0.5	0.9	0.3	0.8	0.2	0.5	0.8	0.6	0.3	-	0.5	3.4
<i>Item 9960 Subject I01</i>	<i>N</i> 2456	1177	1148	1641	298	520	630	888	418	1813	470	1169	567	297	328	41
<b>A05:</b> Some people think a lot about the social problems of the nation and the world, and about how they might be solved. Others spend little time thinking about these issues. How much do you think about such things?																
1. Never	4.6	6.1	2.9	4.7	3.0	6.3	5.3	3.5	3.5	3.2	8.6	3.6	3.2	4.4	9.3	10.6
2. Seldom	21.2	24.4	18.7	23.1	18.8	24.2	22.1	20.8	17.0	20.6	25.0	19.9	21.3	26.5	21.8	15.0
3. Sometimes	47.3	44.6	49.1	46.8	48.9	46.6	49.9	45.0	48.9	48.1	43.5	47.5	54.5	45.5	37.5	41.0
4. Quite often	21.7	20.4	23.3	20.2	25.0	17.8	19.3	23.9	25.5	22.0	20.9	23.3	15.9	20.2	26.7	24.3
5. A great deal	5.3	4.6	5.9	5.2	4.2	5.1	3.4	6.9	5.0	6.1	2.0	5.7	5.1	3.3	4.7	9.1
<i>Item 6880 Subject J, Q08</i>	<i>N</i> 2452	1175	1147	1638	298	519	628	887	418	1810	469	1165	567	297	328	41
<b>A06:</b> These questions are about pollution and the environment. Please mark the circle that shows how much you agree or disagree with each statement below.																
<b>A06A:</b> In general, pollution has increased in the U.S. in the last ten years																
1. Disagree	3.4	4.8	1.8	3.8	2.7	4.8	2.7	3.6	2.5	3.3	4.1	3.5	4.6	1.8	1.6	7.7
2. Mostly disagree	7.0	9.0	4.7	6.7	8.7	8.3	6.9	6.9	5.7	7.2	4.0	6.5	8.1	7.7	5.8	11.0
3. Neither	6.7	8.1	4.9	7.0	4.8	8.6	7.1	5.7	5.8	6.1	7.9	6.2	6.7	3.7	9.5	15.8
4. Mostly agree	31.0	30.8	32.1	32.7	24.4	30.3	32.2	30.1	32.0	31.3	34.1	32.7	29.4	33.6	27.9	24.3
5. Agree	51.9	47.3	56.5	49.9	59.4	48.0	51.1	53.7	54.0	52.1	49.9	51.0	51.2	53.1	55.2	41.3
<i>Item 9970 Subject F04</i>	<i>N</i> 2452	1181	1143	1642	294	517	630	886	419	1810	473	1164	564	301	330	41



## MONITORING THE FUTURE

QUESTIONNAIRE FORM 4 1996	TOTAL	SEX		RACE		REGION				COLLEGE PLANS?		ILLICIT DRUG USE: LIFETIME				
		M	F	White	Black	NE	NC	S	W	Yes	No	None	Mari- juana Only	Few Pills	More Pills	Any Her- oin
<i>N (Weighted No. of Cases):</i>	2464	1183	1149	1646	298	520	634	891	420	1814	474	1169	567	301	331	41
<i>% of Weighted Total:</i>	100.0	48.0	46.6	66.8	12.1	21.1	25.7	36.1	17.0	73.6	19.3	47.4	23.0	12.2	13.4	1.7
<b>A06B:</b> The dangers of pollution are not really as great as government, the media, and environmental groups would like us to believe																
1. Disagree	37.9	34.9	40.8	37.5	37.4	39.2	34.0	39.1	39.6	40.0	29.5	38.0	34.9	38.4	44.4	27.3
2. Mostly disagree	25.8	23.9	28.1	27.0	18.6	27.0	28.1	23.5	25.9	26.6	23.3	26.3	28.2	27.6	18.0	28.5
3. Neither	13.6	15.7	11.4	14.1	12.3	11.2	15.4	13.5	13.9	13.4	14.7	12.8	13.6	11.8	15.7	23.2
4. Mostly agree	13.9	15.2	12.8	13.4	16.8	14.0	13.7	14.3	12.9	12.3	19.5	13.3	16.3	16.4	10.5	12.2
5. Agree	8.8	10.3	6.9	7.9	15.0	8.5	8.8	9.6	7.6	7.6	12.9	9.5	7.1	5.8	11.4	8.9
<i>Item 9980 Subject F04</i>	<i>N</i> 2439	1177	1137	1639	294	515	629	886	409	1802	471	1161	561	299	329	41
<b>A06C:</b> America needs growth to survive, and that is going to require some increase in pollution																
1. Disagree	37.1	36.1	37.6	35.3	42.7	38.6	37.6	37.5	33.4	37.6	35.1	36.0	37.6	36.1	42.1	30.6
2. Mostly disagree	23.0	22.0	25.1	25.5	15.8	22.5	23.5	21.8	25.5	24.1	21.7	22.0	22.9	29.8	24.8	13.0
3. Neither	15.1	16.0	14.7	15.8	14.2	14.0	15.2	15.3	16.0	14.7	15.8	15.1	14.6	13.2	15.9	19.0
4. Mostly agree	16.4	17.3	15.2	16.7	15.2	16.3	18.1	15.5	15.7	16.1	16.8	17.6	18.1	12.8	9.4	34.3
5. Agree	8.4	8.5	7.4	6.7	12.1	8.5	5.7	9.9	9.3	7.4	10.6	9.2	6.8	8.2	7.8	3.1
<i>Item 9990 Subject F04</i>	<i>N</i> 2430	1170	1138	1634	289	514	626	875	415	1800	465	1155	558	296	330	41
<b>A06D:</b> People will have to change their buying habits and way of life to correct our environmental problems																
1. Disagree	6.1	7.2	4.6	5.1	8.5	7.1	5.2	6.3	5.8	4.8	8.9	5.5	5.9	5.5	7.5	7.8
2. Mostly disagree	5.8	7.3	4.3	5.7	7.0	6.4	6.2	6.2	3.4	5.7	5.3	6.3	6.6	3.6	4.7	7.3
3. Neither	10.7	11.8	9.0	11.4	6.7	9.2	11.2	10.3	12.6	10.2	13.0	9.7	10.8	11.6	11.7	9.4
4. Mostly agree	33.7	34.7	33.0	34.7	30.5	32.5	32.9	33.8	36.1	34.4	33.9	35.6	32.2	36.1	30.0	24.3
5. Agree	43.7	39.0	49.0	43.1	47.3	44.7	44.5	43.4	42.1	44.9	38.9	42.9	44.5	43.2	46.0	51.2
<i>Item 10000 Subject F04</i>	<i>N</i> 2447	1179	1143	1640	295	518	632	883	414	1808	472	1165	565	299	329	41
<b>A06E:</b> Government should take action to solve our environmental problems even if it means that some of the products we now use would have to be changed or banned																
1. Disagree	4.7	6.5	3.0	4.9	5.6	5.3	3.4	5.7	3.8	4.5	5.6	4.8	3.8	4.5	5.5	9.4
2. Mostly disagree	7.3	8.8	5.9	7.1	9.7	5.2	8.1	7.3	8.7	6.3	10.1	6.3	8.8	8.3	7.7	11.0
3. Neither	12.9	12.6	13.2	13.5	11.1	14.3	14.6	12.2	10.3	12.4	16.5	13.2	13.1	13.6	11.9	3.4
4. Mostly agree	36.6	36.1	38.4	38.2	29.8	34.3	37.0	36.7	38.6	38.3	30.9	37.1	38.5	33.5	35.8	35.9
5. Agree	38.4	36.0	39.5	36.2	43.7	41.0	36.9	38.0	38.6	38.5	36.9	38.6	35.8	40.1	39.1	40.3
<i>Item 10010 Subject F04, H02</i>	<i>N</i> 2449	1179	1145	1646	295	518	633	884	414	1808	474	1167	562	301	329	41
<b>A06F:</b> Government should place higher taxes on products which cause pollution in their manufacture or disposal, so that companies will be encouraged to find better ways to produce them																
1. Disagree	14.2	15.7	12.4	14.2	15.0	15.6	13.4	15.4	11.5	12.4	20.1	14.2	15.7	11.6	12.7	16.7
2. Mostly disagree	10.6	11.2	10.2	10.9	9.5	9.0	12.1	9.6	12.2	10.4	11.1	11.0	9.3	11.3	11.1	4.2
3. Neither	14.4	13.6	15.0	15.1	17.8	15.5	14.0	16.6	9.0	14.8	14.4	13.8	15.0	15.7	13.3	19.2
4. Mostly agree	26.0	24.7	27.8	25.8	22.8	26.7	27.2	22.6	30.3	26.2	24.7	26.7	28.1	26.6	22.0	23.9
5. Agree	34.8	34.8	34.6	33.9	34.9	33.2	33.4	35.8	37.1	36.2	29.7	34.3	31.8	34.7	40.9	36.1
<i>Item 10020 Subject F04, H02</i>	<i>N</i> 2444	1173	1146	1642	293	518	632	885	409	1806	473	1165	560	301	327	41
<b>A06G:</b> I wish that government would ban throwaway bottles and beverage cans																
1. Disagree	26.0	30.3	22.0	26.2	33.2	26.0	22.4	28.6	26.3	25.4	28.4	26.8	25.3	21.0	29.8	22.1
2. Mostly disagree	16.7	18.1	16.0	18.0	11.3	17.3	21.8	14.1	13.8	17.3	15.2	16.5	15.9	24.0	11.1	20.9
3. Neither	30.2	27.0	33.3	30.5	27.9	28.5	29.8	30.3	32.7	30.6	29.2	31.4	30.6	28.4	29.4	29.4
4. Mostly agree	13.4	12.7	14.2	13.1	12.2	13.7	10.9	13.8	16.1	13.2	15.1	12.9	14.8	14.2	12.7	14.3
5. Agree	13.7	11.9	14.5	12.2	15.5	14.5	15.2	13.3	11.2	13.5	12.1	12.4	13.5	12.4	17.0	13.3
<i>Item 10030 Subject F04, H02</i>	<i>N</i> 2438	1173	1140	1636	295	513	631	883	410	1803	469	1164	555	301	328	41



QUESTIONNAIRE FORM 4 1996	TOTAL	SEX		RACE		REGION				COLLEGE PLANS?		ILLICIT DRUG USE: LIFETIME					
		M	F	White	Black	NE	NC	S	W	Yes	No	None	Mari- juana Only	Few Pills	More Pills	Any Her- oin	
<i>N (Weighted No. of Cases):</i>	2464	1183	1149	1646	298	520	634	891	420	1814	474	1169	567	301	331	41	
<i>% of Weighted Total:</i>	100.0	48.0	46.6	66.8	12.1	21.1	25.7	36.1	17.0	73.6	19.3	47.4	23.0	12.2	13.4	1.7	
<b>A06H:</b> T.V. commercials stimulate people to buy a lot of things they don't really need																	
1. Disagree	5.6	6.9	4.2	5.3	7.1	9.4	5.0	4.5	4.1	4.7	7.2	5.2	5.9	4.9	5.9	9.0	
2. Mostly disagree	7.6	10.5	4.3	8.8	4.9	8.2	9.5	5.7	8.0	8.1	6.6	6.5	9.3	8.9	6.3	22.2	
3. Neither	12.9	14.5	11.2	13.2	10.7	10.5	13.5	13.3	13.8	12.0	15.1	12.8	11.3	14.8	13.9	7.7	
4. Mostly agree	31.0	30.4	31.9	32.7	22.7	28.8	33.5	29.7	32.7	31.5	29.1	33.1	30.6	28.1	28.9	27.1	
5. Agree	43.0	37.7	48.3	40.0	54.6	43.0	38.6	46.8	41.4	43.6	42.0	42.4	42.9	43.2	45.1	33.9	
<i>Item 10040 Subject F02</i>	<i>N</i>	<i>2442</i>	<i>1178</i>	<i>1141</i>	<i>1641</i>	<i>292</i>	<i>517</i>	<i>631</i>	<i>883</i>	<i>411</i>	<i>1803</i>	<i>473</i>	<i>1164</i>	<i>561</i>	<i>299</i>	<i>329</i>	<i>41</i>
<b>A06I:</b> T.V. commercials do a lot of good by showing new products that we might not know about otherwise																	
1. Disagree	6.3	7.7	4.8	6.8	4.4	7.2	5.2	7.4	4.6	6.7	4.0	5.6	5.2	5.9	9.6	16.4	
2. Mostly disagree	10.5	11.0	10.4	11.4	5.1	13.4	10.3	7.3	14.2	10.9	9.8	11.1	8.5	10.4	12.8	11.8	
3. Neither	20.6	19.0	21.2	22.0	14.0	21.8	23.3	16.8	23.1	21.0	19.6	20.5	20.3	18.4	23.2	25.3	
4. Mostly agree	39.0	39.4	39.7	40.4	31.3	36.4	41.9	38.7	38.7	39.1	40.7	39.8	38.4	46.7	33.9	34.4	
5. Agree	23.5	22.9	23.8	19.3	45.2	21.2	19.4	29.8	19.4	22.3	25.9	23.0	27.7	18.7	20.4	12.2	
<i>Item 10050 Subject F02</i>	<i>N</i>	<i>2445</i>	<i>1177</i>	<i>1143</i>	<i>1642</i>	<i>294</i>	<i>516</i>	<i>632</i>	<i>882</i>	<i>415</i>	<i>1805</i>	<i>474</i>	<i>1164</i>	<i>563</i>	<i>299</i>	<i>328</i>	<i>41</i>
<b>A06J:</b> My family and I often buy things we don't really need; we could get along with much less																	
1. Disagree	12.1	13.5	10.6	9.9	22.2	12.7	11.7	11.8	12.5	11.0	15.0	11.3	12.3	10.8	15.7	12.9	
2. Mostly disagree	14.0	14.8	13.0	14.3	12.1	13.8	13.5	13.6	16.1	14.1	14.1	15.1	14.2	10.8	13.4	11.1	
3. Neither	16.6	19.0	13.7	16.9	12.2	16.6	20.2	14.8	15.2	17.0	15.0	16.3	17.5	18.7	14.9	15.6	
4. Mostly agree	32.4	32.2	32.9	33.8	27.7	33.0	32.7	32.5	30.9	32.2	34.0	31.9	31.9	34.6	33.4	36.4	
5. Agree	24.9	20.5	29.8	25.0	25.9	23.9	21.8	27.4	25.3	25.7	22.0	25.4	24.0	25.1	22.5	24.1	
<i>Item 10060 Subject F01</i>	<i>N</i>	<i>2444</i>	<i>1179</i>	<i>1140</i>	<i>1642</i>	<i>291</i>	<i>514</i>	<i>633</i>	<i>882</i>	<i>415</i>	<i>1806</i>	<i>471</i>	<i>1164</i>	<i>563</i>	<i>296</i>	<i>331</i>	<i>41</i>
<b>A06K:</b> By the year 2000, engineers and scientists will probably have invented devices that will solve our pollution problems																	
1. Disagree	17.6	21.5	13.5	19.5	11.5	22.9	14.9	17.2	16.1	17.5	17.4	16.4	18.4	12.7	23.7	29.3	
2. Mostly disagree	23.6	24.1	23.0	26.3	16.0	23.6	21.3	24.3	25.6	25.0	17.8	25.4	19.2	23.8	23.6	30.2	
3. Neither	25.2	22.3	28.6	24.7	23.0	20.8	28.6	23.9	28.0	25.7	25.1	24.7	26.5	27.9	25.3	17.0	
4. Mostly agree	23.8	22.9	25.6	22.3	30.5	22.7	27.6	22.4	22.4	22.6	28.2	22.5	27.4	26.5	20.8	19.5	
5. Agree	9.8	9.2	9.3	7.3	19.0	9.9	7.6	12.2	8.0	9.2	11.4	11.2	8.5	9.1	6.6	4.0	
<i>Item 10070 Subject F04</i>	<i>N</i>	<i>2445</i>	<i>1181</i>	<i>1140</i>	<i>1640</i>	<i>295</i>	<i>512</i>	<i>633</i>	<i>885</i>	<i>415</i>	<i>1807</i>	<i>472</i>	<i>1163</i>	<i>563</i>	<i>298</i>	<i>331</i>	<i>41</i>
<b>A07:</b> In your own actions—the things you buy and the things you do—how much of an effort do you make to conserve energy and protect the environment?																	
1. None	10.2	13.0	7.5	9.4	16.5	11.1	9.9	11.9	5.6	8.7	13.7	7.3	11.0	14.6	13.9	13.6	
2. A little	34.5	35.8	33.7	34.1	42.6	31.4	35.2	36.5	33.4	35.2	34.1	32.1	40.8	27.0	38.3	40.7	
3. Some	45.9	41.6	49.6	47.2	36.5	45.5	47.1	43.1	50.5	46.1	45.3	49.9	40.1	49.7	40.8	25.1	
4. Quite a bit	9.4	9.6	9.1	9.3	4.4	12.0	7.8	8.5	10.5	10.0	6.9	10.7	8.0	8.7	7.1	20.7	
<i>Item 10080 Subject F04</i>	<i>N</i>	<i>2384</i>	<i>1137</i>	<i>1130</i>	<i>1606</i>	<i>285</i>	<i>504</i>	<i>613</i>	<i>864</i>	<i>403</i>	<i>1770</i>	<i>453</i>	<i>1148</i>	<i>549</i>	<i>284</i>	<i>318</i>	<i>40</i>
The next questions are about work.																	
<b>A08:</b> Different people may look for different things in their work. Below is a list of some of these things. Please read each one, then indicate how important this thing is for you.																	
<b>A08A:</b> A job where you can see the results of what you do																	
1. Not important	2.1	2.8	1.1	2.0	1.2	2.8	2.6	1.7	1.3	1.4	3.5	1.7	0.9	2.0	5.0	3.2	
2. A little important	9.0	9.0	8.8	10.3	4.8	10.4	9.8	8.9	6.4	8.9	10.0	8.6	9.6	9.4	8.5	11.9	
3. Pretty important	37.8	39.5	36.7	40.1	28.6	40.0	38.4	35.2	39.6	38.8	35.3	38.7	35.1	43.6	35.0	39.6	
4. Very important	51.1	48.6	53.4	47.6	65.5	46.7	49.2	54.3	52.7	51.0	51.2	51.0	54.4	45.1	51.5	45.3	
<i>Item 10090 Subject C04</i>	<i>N</i>	<i>2448</i>	<i>1176</i>	<i>1146</i>	<i>1638</i>	<i>298</i>	<i>517</i>	<i>629</i>	<i>886</i>	<i>416</i>	<i>1806</i>	<i>474</i>	<i>1165</i>	<i>567</i>	<i>301</i>	<i>326</i>	<i>41</i>



## MONITORING THE FUTURE

QUESTIONNAIRE FORM 4 1996	TOTAL	SEX		RACE		REGION				COLLEGE PLANS?		ILLCIT DRUG USE: LIFETIME				
		M	F	White	Black	NE	NC	S	W	Yes	No	None	Mari- juana Only	Few Pills	More Pills	Any Her- oin
<i>N (Weighted No. of Cases):</i>	2464	1183	1149	1646	298	520	634	891	420	1814	474	1169	567	301	331	41
<i>% of Weighted Total:</i>	100.0	48.0	46.6	66.8	12.1	21.1	25.7	36.1	17.0	73.6	19.3	47.4	23.0	12.2	13.4	1.7
<b>A08B:</b> A job that has high status and prestige																
1. Not important	9.1	9.2	8.7	11.1	4.8	9.9	9.3	9.3	7.6	8.4	11.9	10.8	6.3	9.6	7.4	14.8
2. A little important	26.3	25.8	27.6	29.8	15.3	29.9	29.6	21.9	26.4	27.3	25.6	27.9	21.6	29.6	27.8	26.6
3. Pretty important	36.3	37.3	36.4	36.7	33.7	36.8	35.0	36.4	37.3	35.2	38.6	37.5	37.8	36.2	30.4	32.5
4. Very important	28.3	27.7	27.3	22.4	46.2	23.5	26.0	32.5	28.7	29.1	24.0	23.8	34.4	24.5	34.4	26.1
<i>Item 10100 Subject C04</i>	<i>N 2444</i>	<i>1176</i>	<i>1143</i>	<i>1639</i>	<i>297</i>	<i>516</i>	<i>630</i>	<i>883</i>	<i>414</i>	<i>1804</i>	<i>472</i>	<i>1162</i>	<i>566</i>	<i>301</i>	<i>326</i>	<i>41</i>
<b>A08C:</b> A job which is interesting to do																
1. Not important	1.0	1.0	0.8	0.7	0.5	0.6	1.0	1.3	0.6	0.6	0.9	0.8	0.7	0.9	1.3	3.6
2. A little important	1.8	2.3	1.4	1.5	1.8	1.5	2.2	2.3	0.6	1.4	2.8	2.1	0.7	1.0	1.9	-
3. Pretty important	12.3	14.0	10.5	11.0	13.6	13.6	10.0	13.7	11.0	11.7	15.3	12.6	12.1	10.2	14.9	9.2
4. Very important	84.9	82.7	87.3	86.8	84.1	84.3	86.8	82.6	87.8	86.2	81.1	84.6	86.5	87.9	82.0	87.2
<i>Item 10110 Subject C04</i>	<i>N 2440</i>	<i>1175</i>	<i>1142</i>	<i>1634</i>	<i>298</i>	<i>516</i>	<i>628</i>	<i>882</i>	<i>413</i>	<i>1804</i>	<i>471</i>	<i>1164</i>	<i>565</i>	<i>299</i>	<i>326</i>	<i>41</i>
<b>A08D:</b> A job where the chances for advancement and promotion are good																
1. Not important	1.5	1.0	1.7	1.6	0.6	2.0	1.5	1.6	0.9	1.1	1.6	1.8	0.6	-	2.4	6.2
2. A little important	7.1	6.5	8.2	8.7	1.8	9.1	6.5	6.7	6.3	7.0	7.5	8.5	5.7	6.2	6.1	5.8
3. Pretty important	28.4	28.3	28.9	31.7	16.4	30.2	27.0	29.0	26.7	29.2	26.6	31.2	24.5	29.3	24.0	34.9
4. Very important	63.0	64.2	61.2	58.0	81.1	58.6	65.0	62.7	66.1	62.7	64.4	58.5	69.2	64.5	67.5	53.1
<i>Item 10120 Subject C04</i>	<i>N 2446</i>	<i>1179</i>	<i>1144</i>	<i>1640</i>	<i>298</i>	<i>516</i>	<i>630</i>	<i>884</i>	<i>417</i>	<i>1807</i>	<i>474</i>	<i>1165</i>	<i>566</i>	<i>301</i>	<i>325</i>	<i>41</i>
<b>A08E:</b> A job that gives you an opportunity to be directly helpful to others																
1. Not important	4.2	6.3	1.5	4.7	3.3	5.6	4.3	3.3	4.3	3.1	6.5	3.4	3.3	6.0	6.3	8.2
2. A little important	17.3	25.0	9.4	19.5	10.2	17.0	19.2	15.7	18.3	16.5	22.2	14.9	17.1	21.6	21.6	12.2
3. Pretty important	33.9	36.9	31.3	35.1	30.0	36.9	34.1	32.8	32.1	34.1	34.5	34.5	35.0	34.2	31.0	37.5
4. Very important	44.6	31.8	57.8	40.8	56.5	40.6	42.4	48.2	45.3	46.4	36.8	47.2	44.7	38.2	41.1	42.0
<i>Item 10130 Subject C04, O01</i>	<i>N 2444</i>	<i>1177</i>	<i>1144</i>	<i>1639</i>	<i>297</i>	<i>517</i>	<i>628</i>	<i>885</i>	<i>415</i>	<i>1805</i>	<i>474</i>	<i>1165</i>	<i>566</i>	<i>301</i>	<i>324</i>	<i>41</i>
<b>A08F:</b> A job which provides you with a chance to earn a good deal of money																
1. Not important	2.6	2.0	3.2	3.2	0.5	3.0	1.9	3.5	1.5	2.6	2.0	4.0	1.0	0.7	1.6	7.5
2. A little important	9.2	7.3	11.3	11.6	3.1	8.9	9.1	10.1	7.8	9.7	8.0	11.1	8.2	7.7	7.6	3.8
3. Pretty important	31.9	29.8	35.2	34.9	18.6	33.7	31.6	29.5	35.0	33.5	27.4	34.1	24.5	39.7	30.0	43.9
4. Very important	56.3	60.9	50.3	50.4	77.8	54.4	57.3	56.9	55.8	54.1	62.6	50.8	66.4	51.9	60.9	44.8
<i>Item 10140 Subject C04, F01</i>	<i>N 2446</i>	<i>1177</i>	<i>1145</i>	<i>1639</i>	<i>298</i>	<i>518</i>	<i>628</i>	<i>884</i>	<i>416</i>	<i>1807</i>	<i>474</i>	<i>1165</i>	<i>567</i>	<i>301</i>	<i>325</i>	<i>41</i>
<b>A08G:</b> A job where you have the chance to be creative																
1. Not important	5.8	6.0	4.9	6.2	4.8	6.3	6.7	6.0	3.2	4.4	9.8	6.1	5.2	6.1	4.9	7.6
2. A little important	20.2	19.0	22.6	20.9	16.2	22.7	20.1	18.5	20.8	21.4	17.7	23.6	16.9	17.4	15.3	17.3
3. Pretty important	32.8	33.6	32.5	33.5	33.1	32.3	32.6	34.7	29.7	31.8	37.6	30.8	35.1	37.7	33.1	30.3
4. Very important	41.2	41.5	40.0	39.5	45.9	38.7	40.5	40.8	46.4	42.4	34.9	39.5	42.9	38.8	46.6	44.8
<i>Item 10150 Subject C04</i>	<i>N 2441</i>	<i>1174</i>	<i>1143</i>	<i>1637</i>	<i>296</i>	<i>516</i>	<i>626</i>	<i>883</i>	<i>416</i>	<i>1803</i>	<i>472</i>	<i>1164</i>	<i>563</i>	<i>300</i>	<i>326</i>	<i>41</i>
<b>A08H:</b> A job where the skills you learn will not go out of date																
1. Not important	4.0	4.5	3.0	4.2	2.0	5.3	4.8	3.1	2.8	3.4	4.9	4.1	2.8	6.3	2.8	4.3
2. A little important	11.9	12.0	12.1	12.8	9.3	13.5	13.1	11.2	9.6	12.3	9.5	13.2	8.7	13.5	12.5	9.6
3. Pretty important	30.8	31.7	30.5	34.4	20.3	32.6	32.2	29.3	29.4	31.7	27.3	32.1	27.8	34.7	28.5	26.7
4. Very important	53.4	51.7	54.4	48.7	68.3	48.6	49.9	56.4	58.2	52.5	58.3	50.6	60.7	45.6	56.1	59.5
<i>Item 10160 Subject C04</i>	<i>N 2440</i>	<i>1174</i>	<i>1145</i>	<i>1636</i>	<i>296</i>	<i>518</i>	<i>624</i>	<i>882</i>	<i>416</i>	<i>1802</i>	<i>474</i>	<i>1162</i>	<i>565</i>	<i>301</i>	<i>325</i>	<i>41</i>
<b>A08I:</b> A job that gives you a chance to make friends																
1. Not important	4.6	5.3	3.1	3.6	6.2	4.8	5.6	4.2	3.6	3.3	7.1	4.4	3.4	4.6	4.6	12.7
2. A little important	16.6	20.2	13.1	16.1	25.1	19.8	17.5	15.3	14.2	16.4	17.6	17.4	16.4	15.0	16.4	16.9
3. Pretty important	35.3	35.1	37.1	36.0	31.8	33.6	34.9	35.9	37.0	34.5	41.8	34.7	35.1	40.3	37.0	20.9
4. Very important	43.4	39.3	46.7	44.3	36.9	41.8	42.1	44.6	45.1	45.8	33.5	43.5	45.1	40.2	42.0	49.5
<i>Item 10170 Subject C04, M04</i>	<i>N 2432</i>	<i>1171</i>	<i>1138</i>	<i>1628</i>	<i>297</i>	<i>514</i>	<i>624</i>	<i>881</i>	<i>413</i>	<i>1797</i>	<i>471</i>	<i>1157</i>	<i>563</i>	<i>300</i>	<i>323</i>	<i>41</i>



QUESTIONNAIRE FORM 4 1996	TOTAL	SEX		RACE		REGION				COLLEGE PLANS?		ILLICIT DRUG USE: LIFETIME				
		M	F	White	Black	NE	NC	S	W	Yes	No	None	Mari- juana Only	Few Pills	More Pills	Any Her- oin
<i>N (Weighted No. of Cases):</i>	2464	1183	1149	1646	298	520	634	891	420	1814	474	1169	567	301	331	41
<i>% of Weighted Total:</i>	100.0	48.0	46.6	66.8	12.1	21.1	25.7	36.1	17.0	73.6	19.3	47.4	23.0	12.2	13.4	1.7
<b>A08J:</b> A job which uses your skills and abilities—lets you do the things you can do best																
1. Not important	1.1	1.1	0.7	1.2	0.6	1.3	1.0	1.3	0.5	0.7	1.9	0.7	0.6	3.0	0.9	2.8
2. A little important	3.4	3.9	3.0	3.2	2.5	3.2	3.3	3.7	3.4	3.0	4.5	3.0	1.5	2.6	7.5	5.6
3. Pretty important	24.2	26.8	22.6	26.3	19.1	28.4	22.4	24.3	21.7	23.4	28.5	24.3	22.4	28.5	23.9	26.6
4. Very important	71.2	68.2	73.7	69.3	77.8	67.0	73.3	70.7	74.5	72.9	65.0	72.0	75.5	65.9	67.8	65.0
<i>Item 10180 Subject C04</i>	<i>N</i> 2441	1175	1142	1636	296	517	626	882	415	1802	474	1162	565	300	324	41
<b>A08K:</b> A job that is worthwhile to society																
1. Not important	5.7	8.6	2.5	6.0	5.4	9.7	5.7	3.9	4.6	4.4	9.8	4.9	5.3	5.2	8.5	12.8
2. A little important	17.2	20.6	14.1	18.5	14.6	16.8	14.3	18.4	19.5	16.0	22.3	17.0	15.1	19.0	22.1	13.6
3. Pretty important	36.1	36.5	36.1	35.8	30.5	38.1	38.0	34.0	35.3	37.1	31.7	32.7	40.5	43.1	33.5	29.3
4. Very important	41.0	34.3	47.3	39.8	49.5	35.4	42.0	43.6	40.7	42.5	36.2	45.4	39.0	32.7	35.9	44.3
<i>Item 10190 Subject C04, O01</i>	<i>N</i> 2423	1166	1133	1624	292	514	622	880	407	1787	473	1155	563	298	321	41
<b>A08L:</b> A job where you have more than two weeks vacation																
1. Not important	16.8	16.3	17.3	17.0	17.3	17.5	17.1	17.5	13.9	16.1	18.9	17.3	15.1	15.5	17.8	24.1
2. A little important	30.7	26.8	35.4	32.7	25.7	30.4	33.0	31.6	25.8	32.0	29.1	34.4	29.3	30.3	25.3	18.3
3. Pretty important	25.8	25.3	26.9	26.2	26.2	26.3	26.7	21.8	32.0	25.6	25.8	24.1	25.6	27.9	30.4	22.9
4. Very important	26.7	31.7	20.4	24.2	30.9	25.9	23.2	29.0	28.3	26.2	26.2	24.2	30.0	26.3	26.5	34.8
<i>Item 10200 Subject C04</i>	<i>N</i> 2443	1175	1145	1636	297	518	625	884	416	1803	474	1163	566	301	325	41
<b>A08M:</b> A job where you get a chance to participate in decision making																
1. Not important	4.3	5.1	3.3	4.5	2.2	5.4	4.6	4.4	2.5	3.3	6.9	4.7	2.2	5.3	5.1	8.3
2. A little important	16.0	16.8	15.6	17.4	11.4	19.4	18.7	13.4	13.0	15.0	20.4	16.6	11.9	20.4	16.7	11.0
3. Pretty important	44.2	43.7	46.1	46.6	38.0	43.1	42.7	44.5	46.9	44.3	44.0	45.0	44.5	42.9	44.0	37.7
4. Very important	35.5	34.4	35.1	31.5	48.5	32.1	34.0	37.7	37.6	37.4	28.7	33.7	41.4	31.4	34.2	43.0
<i>Item 10210 Subject C04</i>	<i>N</i> 2438	1174	1142	1633	297	515	625	882	416	1801	473	1163	563	301	323	41
<b>A08N:</b> A job which leaves a lot of time for other things in your life																
1. Not important	2.1	2.3	1.4	1.9	2.2	2.2	1.9	2.7	1.2	1.5	3.1	2.3	1.2	2.6	1.5	8.9
2. A little important	14.9	11.2	17.9	15.4	9.1	16.3	15.0	15.9	10.6	15.3	13.3	17.4	10.4	12.0	17.8	5.5
3. Pretty important	40.2	39.7	41.6	42.9	40.9	40.4	44.3	35.4	43.8	41.0	40.0	41.9	40.3	41.0	36.5	27.7
4. Very important	42.8	46.9	39.0	39.7	47.8	41.1	38.8	46.0	44.4	42.2	43.7	38.3	48.1	44.4	44.2	57.8
<i>Item 10220 Subject C04</i>	<i>N</i> 2436	1171	1143	1631	298	512	625	882	416	1797	473	1161	564	301	323	41
<b>A08O:</b> A job which allows you to establish roots in a community and not have to move from place to place																
1. Not important	9.0	9.5	7.8	10.2	4.4	13.9	8.4	8.0	6.2	8.8	9.4	8.5	7.3	5.9	15.1	18.6
2. A little important	17.3	16.7	18.0	17.2	17.6	18.7	15.3	18.3	16.9	18.1	15.7	17.4	17.0	19.5	16.6	14.8
3. Pretty important	35.1	37.1	34.5	35.7	35.4	33.7	36.1	33.8	38.2	35.8	32.6	35.8	34.1	36.2	34.6	35.5
4. Very important	38.5	36.6	39.7	37.0	42.6	33.7	40.2	40.0	38.7	37.3	42.3	38.3	41.6	38.4	33.7	31.0
<i>Item 10230 Subject C04</i>	<i>N</i> 2437	1175	1140	1633	297	515	624	883	416	1801	473	1162	565	298	324	41
<b>A08P:</b> A job which leaves you mostly free of supervision by others																
1. Not important	7.0	7.5	6.4	6.7	5.6	7.7	6.8	6.9	6.4	6.6	7.2	7.1	6.8	8.1	6.6	2.9
2. A little important	26.0	21.8	30.5	27.4	23.5	24.7	28.5	26.9	21.6	26.0	27.1	31.0	19.9	21.1	26.2	14.8
3. Pretty important	38.6	39.4	38.5	39.3	33.3	41.2	37.7	37.4	39.4	40.0	35.2	38.0	42.2	40.7	34.3	31.6
4. Very important	28.4	31.2	24.6	26.5	37.5	26.4	27.0	28.7	32.6	27.5	30.5	23.9	31.1	30.1	32.9	50.7
<i>Item 10240 Subject C04</i>	<i>N</i> 2443	1175	1145	1636	298	517	625	884	416	1803	474	1163	566	301	325	41
<b>A08Q:</b> A job that offers a reasonably predictable, secure future																
1. Not important	1.2	1.6	0.6	1.5	-	1.7	0.7	1.2	1.3	0.9	1.7	0.6	1.3	0.9	3.1	3.8
2. A little important	6.1	6.1	6.1	6.8	3.3	6.8	5.1	6.7	5.1	5.8	6.4	6.8	6.3	1.8	6.5	5.3
3. Pretty important	29.8	34.3	25.2	33.3	18.3	31.9	29.5	28.2	30.8	29.0	31.9	29.6	26.9	36.0	30.9	39.1
4. Very important	63.0	58.0	68.1	58.5	78.5	59.5	64.7	63.9	62.8	64.3	59.9	63.0	65.6	61.3	59.5	51.8
<i>Item 10250 Subject C04</i>	<i>N</i> 2432	1171	1138	1633	293	515	624	882	411	1800	471	1162	563	300	319	40



QUESTIONNAIRE FORM 4 1996	TOTAL	SEX		RACE		REGION				COLLEGE PLANS?		ILLICIT DRUG USE: LIFETIME				
		M	F	White	Black	NE	NC	S	W	Yes	No	None	Mari- juana Only	Few Pills	More Pills	Any Her- oin
<i>N (Weighted No. of Cases):</i>	2464	1183	1149	1646	298	520	634	891	420	1814	474	1169	567	301	331	41
<i>% of Weighted Total:</i>	100.0	48.0	46.6	66.8	12.1	21.1	25.7	36.1	17.0	73.6	19.3	47.4	23.0	12.2	13.4	1.7
<b>A08R:</b> A job where you can learn new things, learn new skills																
1. Not important	3.2	3.2	2.8	3.7	1.3	3.8	3.3	3.8	0.8	2.7	3.7	2.9	2.2	4.1	3.8	7.7
2. A little important	13.3	15.1	12.3	14.7	8.8	13.2	16.0	11.9	12.1	13.9	12.2	13.9	10.6	13.2	16.7	11.1
3. Pretty important	39.5	39.0	40.7	42.5	31.7	45.5	39.4	38.1	35.1	41.3	35.3	38.7	41.5	43.4	36.9	36.2
4. Very important	44.1	42.8	44.2	39.0	58.2	37.5	41.3	46.1	52.0	42.1	48.8	44.5	45.7	39.3	42.6	45.0
<i>Item 10260 Subject B02, C04</i>	<i>N</i> 2437	1173	1141	1635	297	516	626	881	414	1804	472	1164	563	300	322	40
<b>A08S:</b> A job where you do not have to pretend to be a type of person that you are not																
1. Not important	5.4	7.0	3.0	4.9	6.4	5.1	4.8	5.0	7.7	4.5	7.4	5.6	4.4	4.6	6.3	8.8
2. A little important	5.6	7.3	3.7	5.3	6.7	5.1	6.1	6.5	3.8	5.1	6.4	4.1	5.2	8.1	8.9	7.4
3. Pretty important	18.7	23.1	14.8	19.5	8.4	19.9	18.0	18.0	19.7	19.1	17.3	18.4	16.1	22.1	21.6	14.4
4. Very important	70.2	62.6	78.5	70.3	78.4	69.9	71.1	70.5	68.8	71.3	68.9	71.8	74.2	65.2	63.1	69.4
<i>Item 10270 Subject C04</i>	<i>N</i> 2435	1174	1140	1635	297	516	625	881	413	1804	470	1163	564	300	321	40
<b>A08T:</b> A job that most people look up to and respect																
1. Not important	5.8	7.8	3.3	6.4	4.1	6.9	6.3	5.6	4.4	4.4	10.4	6.5	3.0	7.3	6.2	11.6
2. A little important	15.7	17.2	14.6	17.1	13.1	18.5	14.4	14.2	17.2	15.7	17.5	15.4	16.2	16.4	15.2	24.0
3. Pretty important	34.7	34.8	35.5	36.9	27.0	36.7	36.0	32.6	34.6	35.1	31.6	35.2	28.5	40.3	37.7	49.8
4. Very important	43.8	40.2	46.6	39.6	55.8	38.0	43.3	47.7	43.8	44.9	40.5	43.0	52.3	36.1	40.8	14.6
<i>Item 10280 Subject C04</i>	<i>N</i> 2435	1171	1141	1635	296	515	626	880	413	1803	470	1162	564	299	321	40
<b>A08U:</b> A job that permits contact with a lot of people																
1. Not important	9.4	12.4	5.9	9.8	10.0	9.3	10.8	9.4	7.2	7.8	14.9	9.6	8.0	12.2	8.2	6.9
2. A little important	22.9	27.5	18.8	22.1	29.4	24.6	22.4	20.7	26.1	22.1	26.5	21.9	24.5	23.4	23.2	23.6
3. Pretty important	35.5	35.0	36.3	35.4	33.6	34.0	36.7	35.1	36.2	36.0	33.6	36.3	32.8	34.3	39.8	30.8
4. Very important	32.3	25.0	39.1	32.7	27.0	32.0	30.1	34.8	30.5	34.1	25.0	32.1	34.6	30.0	28.8	38.6
<i>Item 10290 Subject C04, M05</i>	<i>N</i> 2437	1174	1140	1634	297	516	627	881	414	1804	471	1163	564	300	321	40
<b>A08V:</b> A job with an easy pace that lets you work slowly																
1. Not important	22.5	21.4	23.2	24.1	20.2	25.7	23.6	20.6	20.8	23.2	21.9	24.3	22.2	20.3	18.9	20.5
2. A little important	35.3	34.8	36.7	34.4	30.4	36.4	36.8	31.8	38.9	35.5	34.1	35.8	32.5	32.8	41.9	23.8
3. Pretty important	28.3	28.9	28.2	29.6	28.7	25.6	28.5	30.6	26.6	28.0	28.5	27.3	28.8	34.5	25.4	28.2
4. Very important	13.9	15.0	11.9	12.0	20.7	12.3	11.1	17.0	13.7	13.2	15.6	12.5	16.4	12.4	13.8	27.5
<i>Item 10300 Subject C04</i>	<i>N</i> 2429	1167	1141	1629	295	516	625	875	413	1798	471	1158	563	300	322	40
<b>A08W:</b> A job where most problems are quite difficult and challenging																
1. Not important	20.1	19.0	21.9	20.3	20.8	22.0	21.3	19.5	17.1	16.7	31.8	16.5	21.1	26.9	25.8	17.5
2. A little important	34.9	32.2	38.4	35.7	38.2	34.1	39.6	31.9	35.2	35.4	33.6	35.2	34.7	36.6	33.0	32.0
3. Pretty important	32.2	33.7	30.2	32.0	30.2	31.5	29.8	33.6	33.5	34.0	25.5	34.5	33.2	24.9	30.1	30.6
4. Very important	12.9	15.1	9.4	12.1	10.9	12.5	9.3	15.0	14.1	13.8	9.1	13.8	11.0	11.6	11.1	19.9
<i>Item 10310 Subject C04</i>	<i>N</i> 2437	1172	1142	1633	297	517	625	882	413	1804	470	1164	565	300	321	40



DESCRIPTIVE RESULTS: 1996

159

QUESTIONNAIRE FORM 4 1996	TOTAL	SEX		RACE		REGION				COLLEGE PLANS?		ILLICIT DRUG USE: LIFETIME					
		M	F	White	Black	NE	NC	S	W	Yes	No	None	Mari- juana Only	Few Pills	More Pills	Any Her- oin	
<i>N (Weighted No. of Cases):</i>	2464	1183	1149	1646	298	520	634	891	420	1814	474	1169	567	301	331	41	
<i>% of Weighted Total:</i>	100.0	48.0	46.6	66.8	12.1	21.1	25.7	36.1	17.0	73.6	19.3	47.4	23.0	12.2	13.4	1.7	
<b>A09:</b> What kind of work do you think you will be doing when you are 30 years old? Mark the one that comes closest to what you expect to be doing.																	
01. Laborer (car washer, sanitary worker, farm laborer)	0.2	0.3	0.1	0.2	-	-	-	0.4	0.4	-	0.9	0.3	-	0.3	-	-	
02. Service worker (cook, waiter, barber, janitor, gas station attendant, practical nurse, beautician)	2.1	0.9	2.9	2.1	2.7	3.2	1.6	2.1	1.4	0.7	7.7	2.0	1.8	3.2	1.3	3.3	
03. Operative or semi-skilled worker (garage worker, taxicab, bus or truck driver, assembly line worker, welder)	1.0	1.8	*	1.1	0.7	1.2	1.2	0.3	1.9	*	4.8	0.9	0.8	1.9	0.5	0.6	
04. Sales clerk in a retail store or by phone (phone sales, department store clerk, drug store clerk)	0.4	0.4	0.3	0.4	0.5	0.2	0.6	0.3	0.5	-	1.8	0.3	0.4	1.1	-	-	
05. Clerical or office worker (bank teller, bookkeeper, secretary, postal clerk or carrier, keyboard operator)	2.8	1.0	4.9	2.0	2.7	1.1	2.8	3.2	4.5	2.0	6.9	2.9	3.4	1.9	2.7	-	
06. Protective service (police officer, firefighter, detective)	4.4	6.8	2.0	4.4	0.8	5.4	3.9	3.9	4.8	3.2	8.8	3.4	4.7	5.6	4.4	16.1	
07. Military service	3.3	4.2	2.1	3.3	3.7	2.4	2.5	4.0	3.9	2.4	5.4	2.9	2.7	2.3	6.3	-	
08. Craftsman or skilled worker (carpenter, electrician, brick layer, mechanic, machinist, tool and die maker, telephone installer)	5.9	10.6	0.6	6.1	4.4	6.4	8.2	5.2	3.1	3.0	15.5	5.4	4.8	7.3	7.2	9.0	
09. Farm owner, farm manager	1.0	2.0	0.2	1.4	0.3	0.8	0.8	1.6	0.4	0.9	0.9	1.2	1.0	1.1	0.4	-	
10. Owner of small business (restaurant owner, shop owner)	5.2	6.3	4.1	4.7	6.7	3.9	4.4	4.8	9.2	4.8	6.5	4.4	6.6	3.0	7.9	-	
11. Sales representative (insurance agent, real estate broker, bond salesman)	1.8	2.6	0.8	2.3	0.7	1.4	3.5	1.0	1.8	1.9	1.6	1.4	1.7	2.7	3.1	2.8	
12. Manager or administrator (office manager, sales manager, school administrator, government official)	5.6	6.5	4.6	5.5	9.8	6.8	5.4	5.3	4.8	5.8	3.7	5.0	6.5	8.5	3.0	8.1	
13. Professional without doctoral degree (registered nurse, librarian, engineer, architect, social worker, accountant, actor, artist, musician, teacher, pilot, and computer programmer or analyst)	36.8	32.0	42.1	37.4	41.3	33.5	39.5	37.4	35.4	41.7	21.3	39.7	36.2	28.4	39.1	14.7	
14. Professional with doctoral degree or equivalent (lawyer, physician, dentist, scientist, college professor)	20.5	15.4	26.0	19.4	19.2	23.1	16.3	22.4	19.8	25.1	2.9	22.5	20.6	20.7	13.5	27.9	
15. Full-time homemaker	0.8	0.1	1.6	1.1	0.1	1.4	0.5	0.6	1.0	0.5	1.7	0.9	0.4	1.7	0.3	-	
16. Don't know—GO TO Q.A13	8.2	9.1	7.6	8.7	6.4	9.2	8.9	7.6	7.1	7.9	9.8	6.8	8.4	10.5	10.3	17.5	
<i>Item 10320 Subject C03</i>	<i>N</i>	2355	1126	1112	1585	279	496	610	848	401	1758	441	1129	551	286	312	35
<b>A10:</b> How likely do you think it is that you will actually get to do this kind of work?																	
1. Not very likely	0.9	1.1	0.5	0.8	-	1.3	1.1	0.5	0.9	0.6	1.3	1.1	0.2	-	1.6	1.1	
2. Somewhat likely	6.7	6.4	7.2	7.3	6.7	7.9	5.7	5.7	8.8	6.4	7.9	5.5	6.9	8.3	9.2	4.0	
3. Fairly likely	20.7	24.8	16.7	19.8	21.2	20.3	19.8	20.1	23.5	20.0	21.3	17.9	21.9	27.6	20.0	29.7	
4. Very likely	45.2	41.9	48.6	48.1	36.1	43.0	48.7	45.5	42.0	46.9	40.6	46.4	44.9	41.3	45.2	47.6	
5. Certain	20.6	17.6	23.7	18.2	32.6	22.0	18.3	23.3	16.8	21.4	18.5	22.3	21.4	16.3	18.9	11.1	
6. I already do this kind of work	6.0	8.1	3.4	5.9	3.4	5.5	6.4	4.9	8.0	4.8	10.5	6.7	4.7	6.6	5.0	6.5	
<i>Item 10330 Subject C03</i>	<i>N†</i>	2223	1060	1049	1487	273	467	572	803	382	1652	419	1081	512	268	286	34
<b>A11:</b> How certain are you that this kind of work is a good choice for you?																	
1. Not at all certain	2.4	3.3	1.4	2.4	3.5	2.1	1.9	2.4	3.6	2.2	2.0	1.6	3.7	3.6	2.1	1.1	
2. Somewhat certain	6.6	6.2	6.7	6.8	4.6	8.5	6.5	5.0	7.8	5.7	8.4	5.1	5.8	7.6	10.5	8.6	
3. Fairly certain	26.3	25.4	27.8	28.1	23.2	27.1	29.9	24.8	23.0	26.5	27.5	23.6	27.5	28.3	30.2	27.2	
4. Very certain	41.9	41.0	42.8	42.2	38.7	39.2	42.4	43.7	40.9	43.1	38.7	45.8	39.7	40.7	34.2	51.4	
5. Completely certain	22.8	24.1	21.3	20.5	30.0	23.2	19.3	24.1	24.7	22.5	23.5	23.8	23.2	19.8	23.0	11.6	
<i>Item 10340 Subject C03</i>	<i>N†</i>	2226	1061	1051	1488	274	467	573	804	383	1654	420	1082	512	268	286	34
<b>A12:</b> How satisfying do you think this kind of work will be for you?																	
1. Not very satisfying	0.8	0.5	0.8	0.9	-	0.4	1.6	0.5	0.5	0.4	1.6	0.7	0.4	1.4	0.6	1.3	
2. Somewhat satisfying	4.7	6.2	3.0	4.6	5.2	5.5	4.4	3.8	6.1	3.5	7.2	3.3	5.6	5.5	7.1	4.6	
3. Quite satisfying	20.3	22.4	18.6	20.6	20.1	20.7	22.9	19.4	17.7	18.9	24.5	18.5	21.9	20.5	20.6	28.4	
4. Very satisfying	41.1	39.6	43.0	41.4	38.6	41.9	38.2	41.8	43.2	42.4	38.7	42.1	39.9	42.0	40.9	39.9	
5. Extremely satisfying	33.1	31.4	34.6	32.5	36.1	31.5	32.8	34.6	32.5	34.9	28.0	35.4	32.1	30.6	30.8	25.8	
<i>Item 10350 Subject C03, P02</i>	<i>N†</i>	2226	1061	1051	1488	274	467	573	804	383	1654	420	1082	512	268	286	34

\*=less than .05 percent. †=excludes respondents for whom question was inappropriate.



## MONITORING THE FUTURE

QUESTIONNAIRE FORM 4 1996	TOTAL	SEX		RACE		REGION				COLLEGE PLANS?		ILLCIT DRUG USE: LIFETIME				
		M	F	White	Black	NE	NC	S	W	Yes	No	None	Mari- juana Only	Few Pills	More Pills	Any Her- oin
<i>N (Weighted No. of Cases):</i> <i>% of Weighted Total:</i>	2464 100.0	1183 48.0	1149 46.6	1646 66.8	298 12.1	520 21.1	634 25.7	891 36.1	420 17.0	1814 73.6	474 19.3	1169 47.4	567 23.0	301 12.2	331 13.4	41 1.7
<b>A13:</b> To what extent do you think the things listed below will prevent you from getting the kind of work you would like to have?																
<b>A13A:</b> Your religion																
1. Not at all	89.6	87.9	91.6	91.3	83.9	89.0	88.5	90.5	90.0	90.6	87.0	88.6	92.1	89.9	91.3	83.5
2. Somewhat	5.0	5.9	4.2	4.8	4.9	5.0	6.4	4.5	3.9	4.8	5.4	6.3	2.7	3.8	2.9	14.5
3. A lot	1.2	1.5	0.9	0.6	3.0	1.5	0.6	1.4	1.1	1.1	1.8	1.5	0.9	0.3	1.1	-
8. Don't know	4.2	4.7	3.3	3.2	8.1	4.5	4.4	3.5	4.9	3.6	5.8	3.6	4.2	6.0	4.6	2.0
<i>Item 10360 Subject C03, G</i>	<i>N 2407</i>	<i>1159</i>	<i>1128</i>	<i>1616</i>	<i>292</i>	<i>502</i>	<i>618</i>	<i>874</i>	<i>413</i>	<i>1778</i>	<i>468</i>	<i>1146</i>	<i>557</i>	<i>299</i>	<i>322</i>	<i>37</i>
<b>A13B:</b> Your sex																
1. Not at all	71.4	82.7	59.4	71.9	70.0	68.8	70.9	73.6	70.7	70.5	73.6	70.8	74.2	67.7	71.0	68.7
2. Somewhat	21.3	11.9	31.6	21.2	20.7	23.2	20.7	20.4	21.9	23.6	15.1	21.9	19.5	24.9	20.6	20.7
3. A lot	4.2	3.0	5.5	4.2	5.1	4.6	5.3	2.9	4.8	3.8	6.0	4.4	3.4	2.8	5.4	8.6
8. Don't know	3.1	2.4	3.4	2.7	4.2	3.4	3.2	3.1	2.7	2.1	5.3	2.9	2.9	4.6	2.9	2.0
<i>Item 10370 Subject C03, D06</i>	<i>N 2407</i>	<i>1158</i>	<i>1129</i>	<i>1616</i>	<i>292</i>	<i>502</i>	<i>619</i>	<i>873</i>	<i>413</i>	<i>1778</i>	<i>468</i>	<i>1146</i>	<i>557</i>	<i>300</i>	<i>322</i>	<i>37</i>
<b>A13C:</b> Your race																
1. Not at all	71.9	69.6	74.3	84.1	30.0	75.4	75.1	69.2	68.6	71.9	76.0	72.1	67.1	76.9	76.9	67.2
2. Somewhat	17.4	17.8	17.2	9.8	39.7	14.2	16.7	17.8	21.2	18.7	10.9	17.0	21.9	11.4	15.2	23.2
3. A lot	7.2	9.2	5.2	3.8	23.7	6.0	6.4	9.2	5.7	6.5	8.2	6.8	8.6	6.9	5.3	7.6
8. Don't know	3.5	3.3	3.4	2.3	6.6	4.5	1.8	3.8	4.5	2.9	4.9	4.1	2.3	4.7	2.5	2.0
<i>Item 10380 Subject C03, N02</i>	<i>N 2404</i>	<i>1158</i>	<i>1126</i>	<i>1613</i>	<i>293</i>	<i>501</i>	<i>617</i>	<i>873</i>	<i>414</i>	<i>1778</i>	<i>465</i>	<i>1142</i>	<i>559</i>	<i>300</i>	<i>322</i>	<i>37</i>
<b>A13D:</b> Your family background																
1. Not at all	85.2	84.4	86.1	89.2	75.9	85.1	87.4	85.4	81.4	85.8	84.5	84.9	86.8	84.8	88.4	66.7
2. Somewhat	8.4	8.4	8.6	7.0	8.0	8.2	8.0	7.6	11.0	8.0	9.0	8.7	7.5	7.8	6.4	25.7
3. A lot	2.3	3.1	1.7	1.5	3.8	1.7	2.3	2.4	2.8	2.1	2.8	2.1	1.8	3.1	1.8	4.6
8. Don't know	4.1	4.1	3.6	2.3	12.4	4.9	2.4	4.5	4.8	4.0	3.8	4.3	3.9	4.3	3.4	3.1
<i>Item 10390 Subject C03</i>	<i>N 2405</i>	<i>1159</i>	<i>1128</i>	<i>1616</i>	<i>292</i>	<i>501</i>	<i>617</i>	<i>873</i>	<i>413</i>	<i>1778</i>	<i>468</i>	<i>1144</i>	<i>557</i>	<i>300</i>	<i>322</i>	<i>37</i>
<b>A13E:</b> Your political views																
1. Not at all	78.1	78.3	78.5	81.1	69.2	78.7	82.0	75.2	77.8	78.5	77.3	77.7	79.5	78.7	79.4	68.0
2. Somewhat	11.9	12.4	11.3	11.4	13.9	12.2	9.5	12.8	13.5	12.9	9.1	12.4	11.1	12.2	10.9	24.6
3. A lot	2.2	2.9	1.6	1.9	3.4	0.6	2.7	3.1	1.8	1.9	3.0	2.0	1.8	1.7	3.8	3.1
8. Don't know	7.7	6.3	8.6	5.6	13.5	8.6	5.8	8.9	6.9	6.7	10.6	7.9	7.6	7.4	5.9	4.3
<i>Item 10400 Subject C03, H01</i>	<i>N 2403</i>	<i>1157</i>	<i>1126</i>	<i>1614</i>	<i>292</i>	<i>501</i>	<i>617</i>	<i>872</i>	<i>413</i>	<i>1777</i>	<i>465</i>	<i>1143</i>	<i>555</i>	<i>300</i>	<i>322</i>	<i>37</i>
<b>A13F:</b> Your education																
1. Not at all	44.3	43.0	45.6	43.9	48.2	47.3	41.7	46.4	40.0	47.0	34.0	47.6	42.6	37.6	41.8	43.6
2. Somewhat	21.1	21.6	20.7	23.0	9.9	21.6	22.6	18.3	24.2	19.4	27.9	18.5	19.9	26.5	25.5	30.1
3. A lot	31.4	32.0	30.9	30.4	36.9	27.6	33.5	32.0	31.7	30.8	33.3	31.6	32.8	32.0	30.1	23.3
8. Don't know	3.2	3.4	2.9	2.8	5.0	3.6	2.2	3.3	4.1	2.8	4.8	2.3	4.7	3.8	2.7	3.0
<i>Item 10410 Subject B09, C03</i>	<i>N 2408</i>	<i>1159</i>	<i>1128</i>	<i>1617</i>	<i>292</i>	<i>502</i>	<i>620</i>	<i>873</i>	<i>414</i>	<i>1778</i>	<i>468</i>	<i>1146</i>	<i>557</i>	<i>299</i>	<i>322</i>	<i>38</i>
<b>A13G:</b> Lack of vocational training																
1. Not at all	52.4	52.4	52.6	54.3	50.0	58.4	48.5	55.3	44.6	54.9	42.9	53.3	55.4	49.3	46.8	45.9
2. Somewhat	22.0	23.7	20.7	22.3	15.8	19.5	26.1	18.8	25.4	19.9	29.0	20.0	20.2	26.2	26.6	33.9
3. A lot	15.8	15.6	15.5	14.6	21.5	11.8	16.4	15.7	19.8	15.0	18.6	15.9	15.0	16.1	17.2	15.8
8. Don't know	9.9	8.3	11.2	8.8	12.7	10.2	9.0	10.2	10.2	10.2	9.5	10.7	9.3	8.5	9.4	4.4
<i>Item 10420 Subject C03</i>	<i>N 2400</i>	<i>1155</i>	<i>1126</i>	<i>1611</i>	<i>292</i>	<i>498</i>	<i>617</i>	<i>873</i>	<i>411</i>	<i>1771</i>	<i>467</i>	<i>1144</i>	<i>555</i>	<i>298</i>	<i>321</i>	<i>37</i>
<b>A13H:</b> Lack of ability																
1. Not at all	54.3	55.0	53.4	55.1	52.0	55.1	54.1	54.2	53.6	54.7	52.4	53.9	54.5	50.9	55.5	67.3
2. Somewhat	13.1	12.4	14.0	13.7	9.8	15.1	12.5	11.7	14.2	12.4	14.5	12.4	12.6	17.2	13.0	6.3
3. A lot	28.5	28.5	28.6	27.4	33.4	25.2	29.4	30.2	27.8	29.0	27.6	29.5	29.1	27.7	27.0	23.4
8. Don't know	4.2	4.2	4.0	3.9	4.8	4.7	3.9	3.9	4.4	3.9	5.5	4.3	3.9	4.2	4.4	3.1
<i>Item 10430 Subject C03</i>	<i>N 2402</i>	<i>1156</i>	<i>1126</i>	<i>1613</i>	<i>291</i>	<i>501</i>	<i>619</i>	<i>870</i>	<i>413</i>	<i>1776</i>	<i>465</i>	<i>1140</i>	<i>558</i>	<i>298</i>	<i>322</i>	<i>37</i>
<b>A13I:</b> Not knowing the right people																
1. Not at all	39.6	38.0	41.4	39.2	40.8	38.4	41.6	41.1	34.8	37.8	46.5	41.4	39.1	34.8	38.6	26.3
2. Somewhat	41.8	42.0	41.2	42.8	37.8	43.5	41.0	40.6	43.7	44.4	32.9	41.1	42.4	42.6	43.4	54.0
3. A lot	12.1	14.7	9.9	12.3	11.2	12.9	11.7	11.6	12.8	12.1	11.3	10.9	12.0	15.8	13.6	9.9
8. Don't know	6.5	5.3	7.6	5.7	10.2	5.3	5.8	6.7	8.6	5.7	9.3	6.6	6.5	6.8	4.5	9.8
<i>Item 10440 Subject C03</i>	<i>N 2406</i>	<i>1160</i>	<i>1125</i>	<i>1617</i>	<i>291</i>	<i>501</i>	<i>619</i>	<i>872</i>	<i>414</i>	<i>1777</i>	<i>467</i>	<i>1143</i>	<i>557</i>	<i>298</i>	<i>324</i>	<i>37</i>



DESCRIPTIVE RESULTS: 1996

161

QUESTIONNAIRE FORM 4 1996	TOTAL	SEX		RACE		REGION				COLLEGE PLANS?		ILLICIT DRUG USE: LIFETIME				
		M	F	White	Black	NE	NC	S	W	Yes	No	None	Mari- juana Only	Few Pills	More Pills	Any Her- oin
<i>N (Weighted No. of Cases):</i>	2464	1183	1149	1646	298	520	634	891	420	1814	474	1169	567	301	331	41
<i>% of Weighted Total:</i>	100.0	48.0	46.6	66.8	12.1	21.1	25.7	36.1	17.0	73.6	19.3	47.4	23.0	12.2	13.4	1.7
<b>A13J:</b> Not wanting to work hard																
1. Not at all	52.1	52.8	52.1	53.4	47.7	55.9	52.9	49.9	50.7	51.7	52.6	52.6	51.0	47.6	56.2	54.4
2. Somewhat	10.0	10.3	8.9	10.0	9.4	9.3	8.3	10.2	13.1	9.7	10.2	9.9	9.8	12.5	9.1	2.2
3. A lot	35.0	33.6	36.7	34.1	39.3	32.1	36.7	35.7	34.6	36.0	33.4	34.3	37.1	37.9	31.9	37.5
8. Don't know	2.9	3.3	2.3	2.5	3.6	2.7	2.0	4.2	1.7	2.6	3.9	3.2	2.2	2.0	2.8	5.9
<i>Item 10450 Subject C03, Q07</i>	<i>N 2402</i>	<i>1157</i>	<i>1125</i>	<i>1613</i>	<i>291</i>	<i>500</i>	<i>619</i>	<i>872</i>	<i>412</i>	<i>1774</i>	<i>468</i>	<i>1142</i>	<i>557</i>	<i>298</i>	<i>322</i>	<i>37</i>
<b>A13K:</b> Not wanting to conform																
1. Not at all	44.6	44.4	44.8	44.2	45.6	46.8	45.7	43.4	43.1	43.8	47.0	45.3	45.8	44.7	43.0	21.6
2. Somewhat	23.4	24.1	22.6	25.4	16.7	23.0	22.4	24.5	22.8	24.7	17.3	23.9	22.4	24.7	22.9	22.6
3. A lot	20.0	20.5	19.3	18.8	25.7	18.1	21.4	19.7	20.9	20.3	20.7	18.4	22.6	15.7	22.5	39.3
8. Don't know	12.0	11.0	13.3	11.5	12.0	12.1	10.5	12.4	13.2	11.1	15.0	12.4	9.3	14.9	11.6	16.5
<i>Item 10460 Subject C03, Q08</i>	<i>N 2395</i>	<i>1153</i>	<i>1122</i>	<i>1607</i>	<i>291</i>	<i>500</i>	<i>616</i>	<i>868</i>	<i>410</i>	<i>1771</i>	<i>462</i>	<i>1140</i>	<i>557</i>	<i>297</i>	<i>320</i>	<i>37</i>
<b>A14:</b> If you were to get enough money to live as comfortably as you'd like for the rest of your life, would you want to work?																
1. I would want to work	75.6	70.5	80.6	76.6	68.7	73.6	74.7	75.8	78.9	77.1	71.9	80.6	71.6	73.9	68.9	61.1
2. I would not want to work	24.4	29.5	19.4	23.4	31.3	26.4	25.3	24.2	21.1	22.9	28.1	19.4	28.4	26.1	31.1	38.9
<i>Item 8100 Subject C06</i>	<i>N 2433</i>	<i>1174</i>	<i>1139</i>	<i>1632</i>	<i>298</i>	<i>515</i>	<i>628</i>	<i>882</i>	<i>408</i>	<i>1801</i>	<i>473</i>	<i>1157</i>	<i>565</i>	<i>300</i>	<i>324</i>	<i>41</i>
<b>A15:</b> How much do you agree or disagree with each statement below?																
<b>A15A:</b> One sees so few good or happy marriages that one questions it as a way of life																
1. Disagree	25.5	24.7	26.4	29.1	20.3	27.4	27.0	25.0	22.1	27.2	19.7	28.6	25.8	20.9	19.8	25.6
2. Mostly disagree	17.7	17.8	18.2	19.5	10.4	19.8	19.7	15.4	17.2	18.6	15.6	17.8	17.6	17.6	18.4	16.6
3. Neither	28.0	30.5	24.3	26.9	28.1	25.1	27.8	28.9	29.9	26.2	32.8	27.8	28.3	29.6	25.5	34.5
4. Mostly agree	18.0	16.9	19.5	16.6	20.8	18.2	16.4	17.7	20.5	18.4	17.8	16.4	17.2	21.2	21.5	21.1
5. Agree	10.8	10.1	11.6	8.0	20.3	9.5	9.0	13.0	10.4	9.7	14.1	9.4	11.1	10.8	14.8	2.3
<i>Item 10470 Subject D03</i>	<i>N 2427</i>	<i>1171</i>	<i>1136</i>	<i>1631</i>	<i>295</i>	<i>512</i>	<i>627</i>	<i>878</i>	<i>411</i>	<i>1796</i>	<i>470</i>	<i>1158</i>	<i>563</i>	<i>297</i>	<i>324</i>	<i>41</i>
<b>A15B:</b> It is usually a good idea for a couple to live together before getting married in order to find out whether they really get along																
1. Disagree	18.0	14.8	21.5	19.9	15.2	12.7	17.5	18.7	24.0	19.2	15.2	26.2	12.0	9.8	9.2	7.3
2. Mostly disagree	8.7	7.7	9.9	8.4	6.4	6.4	10.0	10.2	6.2	9.4	5.5	11.8	4.4	7.0	5.8	17.0
3. Neither	12.2	12.9	11.0	13.2	7.9	13.2	11.4	12.9	10.8	12.6	10.1	12.6	12.8	12.1	10.7	5.3
4. Mostly agree	25.9	28.1	23.8	25.3	25.3	29.2	26.4	23.4	26.0	26.0	24.9	22.8	29.7	27.5	28.2	38.8
5. Agree	35.3	36.4	33.9	33.3	45.2	38.5	34.7	34.8	32.9	32.8	44.3	26.5	41.2	43.7	46.0	31.5
<i>Item 10480 Subject D03</i>	<i>N 2442</i>	<i>1177</i>	<i>1144</i>	<i>1640</i>	<i>295</i>	<i>516</i>	<i>629</i>	<i>881</i>	<i>415</i>	<i>1805</i>	<i>473</i>	<i>1164</i>	<i>564</i>	<i>301</i>	<i>326</i>	<i>41</i>
<b>A15C:</b> Having a close intimate relationship with only one partner is too restrictive for the average person																
1. Disagree	47.9	38.7	57.6	49.6	48.4	46.5	45.1	49.7	50.2	49.2	47.1	55.7	42.7	36.8	44.2	30.7
2. Mostly disagree	21.1	22.6	19.6	22.5	13.8	23.1	20.0	21.1	20.3	22.8	14.5	19.2	20.6	31.2	21.1	14.5
3. Neither	13.7	16.3	11.0	13.2	12.2	10.8	16.6	13.3	13.8	13.0	15.6	11.0	16.4	17.0	14.1	22.6
4. Mostly agree	11.2	14.9	7.3	10.3	14.2	12.5	11.1	10.1	12.2	9.7	15.0	9.4	12.0	11.7	13.8	17.9
5. Agree	6.0	7.4	4.5	4.3	11.4	7.0	7.2	5.8	3.4	5.2	7.8	4.6	8.3	3.2	6.8	14.4
<i>Item 10490 Subject D03</i>	<i>N 2440</i>	<i>1176</i>	<i>1144</i>	<i>1639</i>	<i>296</i>	<i>515</i>	<i>629</i>	<i>882</i>	<i>415</i>	<i>1804</i>	<i>474</i>	<i>1164</i>	<i>565</i>	<i>300</i>	<i>325</i>	<i>41</i>
<b>A15D:</b> Having a job takes away from a woman's relationship with her husband																
1. Disagree	54.3	41.3	67.9	53.9	60.5	53.5	56.3	52.5	56.2	56.6	48.0	57.0	56.5	52.4	47.1	26.5
2. Mostly disagree	21.0	23.6	18.5	21.4	21.5	22.0	22.0	21.0	18.4	21.9	17.7	20.4	21.8	20.6	22.9	19.0
3. Neither	13.7	19.5	7.4	14.6	6.2	14.5	13.7	11.4	17.8	12.6	17.7	12.6	11.1	14.9	18.8	29.3
4. Mostly agree	7.9	10.8	4.9	7.3	6.0	7.2	6.5	10.1	6.3	6.5	11.4	6.9	7.0	10.9	7.1	21.0
5. Agree	3.1	4.8	1.3	2.7	5.7	2.8	1.6	5.1	1.4	2.5	5.2	3.0	3.6	1.2	4.1	4.3
<i>Item 10500 Subject D05</i>	<i>N 2440</i>	<i>1177</i>	<i>1143</i>	<i>1639</i>	<i>294</i>	<i>515</i>	<i>629</i>	<i>880</i>	<i>416</i>	<i>1803</i>	<i>474</i>	<i>1164</i>	<i>563</i>	<i>301</i>	<i>324</i>	<i>41</i>



## MONITORING THE FUTURE

QUESTIONNAIRE FORM 4 1996	TOTAL	SEX		RACE		REGION				COLLEGE PLANS?		ILLICIT DRUG USE: LIFETIME				
		M	F	White	Black	NE	NC	S	W	Yes	No	None	Mari- juana Only	Few Pills	More Pills	Any Her- oin
<i>N (Weighted No. of Cases):</i>	2464	1183	1149	1646	298	520	634	891	420	1814	474	1169	567	301	331	41
<i>% of Weighted Total:</i>	100.0	48.0	46.6	66.8	12.1	21.1	25.7	36.1	17.0	73.6	19.3	47.4	23.0	12.2	13.4	1.7
<b>A15E:</b> Having a job gives a wife more of a chance to develop herself as a person																
1. Disagree	3.1	3.8	2.4	2.3	5.6	3.7	4.0	2.3	2.5	2.6	4.8	2.9	2.2	1.9	4.9	11.2
2. Mostly disagree	3.6	5.4	1.3	3.7	1.7	4.0	3.9	3.6	2.4	3.1	3.5	3.7	3.1	2.1	4.1	5.9
3. Neither	14.8	21.3	8.1	15.7	9.3	15.3	14.0	14.6	15.9	13.2	20.8	16.0	12.5	14.2	15.2	19.0
4. Mostly agree	27.5	33.0	22.6	28.5	24.1	29.0	26.4	28.0	26.1	27.4	27.2	23.9	28.2	32.8	32.9	32.2
5. Agree	51.1	36.4	65.6	49.8	59.4	48.0	51.6	51.6	53.1	53.7	43.7	53.5	54.0	49.1	42.9	31.7
<i>Item 10510 Subject D05</i>	<i>N</i> 2437	1178	1140	1638	293	517	629	876	414	1802	472	1162	564	301	325	41
<b>A15F:</b> Being a father and raising children is one of the most fulfilling experiences a man can have																
1. Disagree	3.3	5.0	1.4	3.1	2.8	5.6	2.6	2.2	3.6	2.9	4.7	3.5	2.7	1.6	4.4	7.5
2. Mostly disagree	3.8	4.5	3.1	4.0	2.1	5.1	3.2	3.6	3.4	3.4	4.3	3.1	2.9	3.6	4.6	16.7
3. Neither	20.1	20.6	19.7	22.4	13.6	17.9	23.2	19.4	19.3	19.4	22.6	19.4	19.1	21.4	23.8	18.8
4. Mostly agree	26.5	26.5	27.0	27.9	20.7	30.8	27.3	23.6	25.9	27.4	23.8	25.6	25.8	29.4	28.2	34.9
5. Agree	46.4	43.4	48.7	42.6	60.7	40.5	43.7	51.1	47.8	46.9	44.5	48.4	49.5	44.0	38.9	22.2
<i>Item 10520 Subject D05</i>	<i>N</i> 2431	1177	1135	1635	293	511	628	878	414	1798	472	1160	561	299	324	41
<b>A15G:</b> Most mothers should spend more time with their children than they do now																
1. Disagree	4.1	4.0	4.2	4.0	4.0	5.1	4.4	3.0	4.4	3.8	4.8	3.0	4.6	4.4	5.8	9.8
2. Mostly disagree	6.7	7.6	5.3	7.8	3.5	9.4	8.4	5.0	4.6	6.5	7.3	6.2	8.2	6.3	4.7	10.3
3. Neither	26.2	28.2	23.5	27.6	19.5	30.7	29.5	23.0	22.3	26.9	24.3	25.4	24.2	30.3	29.5	29.6
4. Mostly agree	29.8	31.5	29.2	30.7	26.4	27.0	28.5	29.1	36.7	30.3	27.8	29.6	29.9	33.5	28.1	25.2
5. Agree	33.2	28.6	37.8	30.0	46.6	27.7	29.1	40.0	31.9	32.5	35.8	35.8	33.1	25.5	32.0	25.1
<i>Item 10530 Subject D05</i>	<i>N</i> 2434	1176	1139	1637	295	513	628	879	414	1803	470	1160	564	300	325	41
<b>A15H:</b> If a wife works, her husband should take a greater part in housework and child-care																
1. Disagree	6.0	7.3	4.4	5.3	5.1	7.4	6.6	5.1	5.5	5.1	7.9	5.1	6.1	4.6	9.0	7.3
2. Mostly disagree	5.5	7.8	3.3	5.9	4.1	6.8	4.8	4.9	6.1	5.3	4.8	4.9	6.3	5.6	5.7	10.4
3. Neither	17.7	19.3	15.7	17.3	13.8	19.0	18.5	15.9	18.7	17.0	19.9	17.5	17.3	17.1	18.5	14.4
4. Mostly agree	30.1	30.5	30.3	30.9	27.7	30.0	31.3	30.0	28.8	30.8	29.8	28.1	32.3	33.4	31.3	36.5
5. Agree	40.6	35.0	46.3	40.6	49.3	36.8	38.8	44.1	40.8	41.8	37.7	44.4	38.0	39.3	35.5	31.5
<i>Item 10540 Subject D05</i>	<i>N</i> 2434	1178	1140	1638	293	514	629	878	413	1802	472	1160	563	300	325	41
<b>A16:</b> How much TV do you estimate you watch on an average weekday?																
1. None	3.9	3.6	4.1	4.5	0.7	6.0	2.7	3.6	3.8	3.8	2.9	2.7	4.3	3.9	7.1	5.0
2. Half-hour or less	15.6	14.4	16.7	18.5	6.7	19.3	16.8	11.4	18.3	16.2	13.5	16.1	14.5	16.5	16.2	20.7
3. About one hour	21.8	21.4	22.0	24.1	10.7	20.6	23.6	20.9	22.5	22.6	18.0	20.7	19.7	21.9	28.0	17.3
4. About two hours	23.1	22.9	23.6	23.8	15.3	20.1	24.4	24.5	21.7	23.6	23.4	23.0	27.1	19.2	20.7	18.1
5. About three hours	16.1	17.5	15.0	15.2	19.6	16.7	14.9	17.6	14.1	16.0	16.6	17.3	13.6	17.3	14.1	24.5
6. About four hours	9.1	8.7	9.1	7.1	18.6	8.1	9.3	9.6	8.8	7.8	12.7	9.0	10.1	11.1	6.1	1.2
7. Five hours or more	10.4	11.5	9.7	6.7	28.3	9.2	8.4	12.4	10.7	9.9	12.8	11.1	10.6	10.1	7.8	13.1
<i>Item 10550 Subject C07</i>	<i>N</i> 2440	1176	1145	1641	296	517	627	882	414	1808	470	1164	566	301	326	41
<b>A17:</b> In the past year, how many books have you read just because you wanted to—that is, without their being assigned?																
1. None	22.6	28.5	16.4	22.1	21.7	23.0	24.1	21.3	22.9	20.2	29.8	19.1	27.2	23.8	25.4	17.0
2. One	16.7	18.3	15.2	16.7	16.2	14.4	16.6	17.8	17.3	15.8	19.6	16.0	16.9	18.0	17.2	6.6
3. Two to five	37.1	32.9	40.7	36.2	42.7	38.8	36.6	36.7	36.9	38.0	35.0	39.2	38.9	34.0	31.0	39.0
4. Six to nine	9.8	9.8	10.1	10.3	7.5	7.7	10.4	10.6	9.8	10.9	6.1	10.2	6.4	10.3	13.2	13.9
5. Ten or more	13.8	10.5	17.6	14.7	11.9	16.2	12.4	13.7	13.1	15.1	9.6	15.5	10.5	13.8	13.2	23.5
<i>Item 10560 Subject C07</i>	<i>N</i> 2446	1182	1146	1644	297	516	629	883	417	1811	474	1169	566	301	329	41
<b>A18:</b> Some people think about what's going on in government very often, and others are not that interested. How much of an interest do you take in government and current events?																
1. No interest at all	8.3	9.2	7.5	8.2	7.9	12.5	9.9	5.1	7.5	6.1	16.7	6.7	9.7	7.5	11.5	21.2
2. Very little interest	21.8	17.7	25.2	22.0	25.0	25.3	22.8	20.5	18.6	21.0	24.8	21.4	22.9	21.6	21.2	18.3
3. Some interest	46.2	45.1	48.0	44.6	47.5	41.9	47.7	48.6	44.2	46.9	42.6	47.7	45.0	49.3	43.4	26.8
4. A lot of interest	16.3	19.0	13.8	17.5	13.3	14.8	14.2	16.6	20.6	18.0	10.1	14.9	16.5	15.8	18.3	32.7
5. A very great interest	7.4	9.1	5.5	7.7	6.4	5.5	5.3	9.2	9.1	8.0	5.7	9.3	5.9	5.8	5.5	1.1
<i>Item 6330 Subject H01, Q08</i>	<i>N</i> 2440	1177	1146	1641	295	517	628	879	415	1809	471	1166	565	301	329	41



QUESTIONNAIRE FORM 4 1996	TOTAL	SEX		RACE		REGION				COLLEGE PLANS?		ILLICIT DRUG USE: LIFETIME					
		M	F	White	Black	NE	NC	S	W	Yes	No	None	Mari- juana Only	Few Pills	More Pills	Any Her- oin	
<i>N (Weighted No. of Cases):</i>	2464	1183	1149	1646	298	520	634	891	420	1814	474	1169	567	301	331	41	
<i>% of Weighted Total:</i>	100.0	48.0	46.6	66.8	12.1	21.1	25.7	36.1	17.0	73.6	19.3	47.4	23.0	12.2	13.4	1.7	
<b>A19:</b> Some people think that there ought to be changes in the amount of influence and power that certain organizations have in our society. Do you think the following organizations should have more influence, less influence, or about the same influence as they have now?																	
How much influence should there be for . . .																	
<b>A19A:</b> Large corporations?																	
1. Much less	6.9	8.5	4.6	7.1	5.9	7.0	6.6	7.2	6.2	7.4	3.9	7.0	5.2	8.5	7.9	4.7	
2. Less	22.7	24.6	21.3	23.5	15.8	24.2	22.9	21.5	23.4	24.0	19.8	21.4	21.6	23.5	27.1	36.1	
3. Same as now	36.4	36.1	37.3	38.8	33.1	35.1	35.7	36.0	39.8	38.2	32.1	37.9	37.9	37.0	30.0	29.3	
4. More	9.5	10.4	8.6	7.6	12.1	6.6	8.8	11.2	10.8	8.1	12.7	9.5	10.5	6.5	8.8	19.9	
5. Much more	3.8	4.4	2.9	2.6	9.4	3.4	3.1	5.2	2.4	3.2	5.4	4.1	3.8	2.7	3.0	-	
8. No opinion	20.7	16.1	25.3	20.3	23.6	23.7	22.9	18.9	17.4	19.0	26.1	20.1	21.0	21.7	23.3	10.0	
<i>Item 10570 Subject K03</i>	<i>N</i>	2430	1177	1140	1637	294	512	626	878	414	1803	472	1163	562	300	328	40
<b>A19B:</b> Major labor unions?																	
1. Much less	3.6	5.2	1.9	4.2	1.9	4.0	4.6	2.9	2.9	3.5	3.6	3.5	3.1	4.1	4.3	2.5	
2. Less	14.9	19.3	10.3	17.6	9.0	13.9	15.0	16.8	12.2	17.2	8.9	16.7	12.1	16.2	14.1	7.1	
3. Same as now	32.0	31.7	32.7	33.0	22.8	33.7	30.8	31.5	33.0	32.4	31.2	32.2	30.9	34.7	30.7	27.3	
4. More	20.5	19.9	21.3	18.1	27.4	21.0	21.8	19.8	19.6	20.0	21.6	19.6	22.4	20.3	19.9	25.6	
5. Much more	6.1	6.1	6.0	4.6	12.9	5.5	4.0	7.3	7.7	5.5	8.1	6.4	6.2	3.9	6.3	16.0	
8. No opinion	22.8	17.8	27.9	22.4	26.1	21.9	23.8	21.7	24.5	21.3	26.7	21.6	25.3	20.8	24.7	21.4	
<i>Item 10580 Subject K03</i>	<i>N</i>	2430	1177	1138	1636	293	513	624	879	414	1802	472	1162	563	299	328	40
<b>A19C:</b> Churches and religious organizations?																	
1. Much less	9.5	11.6	7.2	11.1	2.7	12.6	8.0	8.4	10.3	9.7	8.4	9.0	5.9	9.6	16.8	19.1	
2. Less	9.9	10.4	8.3	10.5	7.5	11.2	12.5	6.6	11.5	9.9	9.2	8.1	9.4	12.6	14.9	12.5	
3. Same as now	28.5	27.8	29.8	29.2	13.7	32.7	27.6	25.5	31.2	28.2	28.9	26.2	31.2	32.3	27.4	33.8	
4. More	22.5	23.3	22.2	23.2	25.4	19.7	23.2	25.8	18.1	24.5	18.4	24.5	24.0	22.1	14.4	10.4	
5. Much more	18.0	16.1	20.5	15.5	38.2	8.3	16.6	25.5	16.5	17.8	18.2	21.8	16.5	11.0	15.1	4.3	
8. No opinion	11.5	10.8	11.9	10.5	12.5	15.5	12.1	8.2	12.5	9.8	16.9	10.4	12.9	12.4	11.3	19.7	
<i>Item 10590 Subject G, K03</i>	<i>N</i>	2430	1177	1140	1635	294	514	623	879	414	1807	469	1166	563	299	324	40
<b>A19D:</b> The national news media (TV, magazines, news services)?																	
1. Much less	17.6	18.3	16.3	18.7	14.7	17.3	15.0	20.8	15.0	17.7	17.9	17.7	14.5	22.0	19.2	10.4	
2. Less	33.2	31.9	35.5	35.4	29.4	33.3	37.2	31.4	30.7	35.0	26.8	32.3	34.9	29.8	34.1	49.4	
3. Same as now	28.0	27.9	28.3	29.1	21.8	30.3	24.1	27.8	31.7	28.6	26.9	30.0	28.7	28.2	22.7	19.1	
4. More	8.4	9.2	7.3	7.0	10.9	6.9	8.9	8.0	10.0	7.9	8.9	8.9	8.2	6.8	7.1	12.8	
5. Much more	3.8	4.2	3.2	2.4	8.7	3.7	2.8	4.3	4.2	3.4	4.6	3.3	3.4	2.4	6.6	2.1	
8. No opinion	9.1	8.5	9.4	7.4	14.5	8.4	11.9	7.7	8.4	7.3	14.9	7.8	10.4	10.8	10.3	6.3	
<i>Item 10600 Subject K03</i>	<i>N</i>	2434	1177	1142	1638	294	513	628	879	414	1805	473	1166	563	301	327	41
<b>A19E:</b> The Presidency and the administration?																	
1. Much less	5.6	7.0	3.9	5.3	4.7	5.2	5.3	6.5	4.9	4.7	9.5	5.1	4.6	4.0	9.7	12.5	
2. Less	12.3	12.6	11.9	13.0	11.3	13.5	12.9	11.8	10.9	12.0	13.9	10.2	12.3	14.6	15.8	17.8	
3. Same as now	40.2	41.8	39.1	42.6	32.6	37.2	41.7	40.3	41.2	42.0	32.4	42.3	41.6	38.7	35.0	22.5	
4. More	20.2	20.3	20.7	21.2	15.1	20.9	17.5	20.5	22.5	21.3	16.9	21.7	17.7	21.8	17.2	22.6	
5. Much more	7.3	7.6	6.7	5.1	13.9	6.8	6.6	7.9	7.8	7.1	7.7	7.7	7.5	7.2	5.9	2.3	
8. No opinion	14.4	10.6	17.6	12.8	22.5	16.4	16.0	13.0	12.6	12.8	19.6	13.0	16.3	13.8	16.4	22.3	
<i>Item 10610 Subject H04, K03</i>	<i>N</i>	2424	1173	1137	1629	295	512	623	877	412	1798	472	1159	560	301	327	40
<b>A19F:</b> The Congress—that is, the U.S. Senate and House of Representatives?																	
1. Much less	6.6	8.5	4.4	6.2	5.1	6.9	7.3	6.0	6.3	5.4	10.8	5.6	5.7	7.3	10.2	11.7	
2. Less	13.3	15.1	11.8	13.7	13.5	12.8	13.2	14.4	11.9	13.2	15.2	11.2	12.8	14.5	19.5	18.6	
3. Same as now	40.7	42.4	39.8	42.9	32.8	38.6	42.0	40.1	42.8	43.0	32.2	42.8	42.5	41.6	32.2	28.7	
4. More	15.9	15.6	16.6	16.6	12.9	16.3	13.6	16.4	18.2	16.9	12.2	17.5	14.1	14.7	15.0	12.4	
5. Much more	6.6	6.3	6.5	5.4	11.4	6.2	5.7	8.3	5.2	6.3	7.7	6.6	6.5	5.4	7.0	9.9	
8. No opinion	16.7	12.2	21.0	15.3	24.3	19.2	18.2	14.9	15.5	15.2	21.9	16.3	18.3	16.5	16.2	18.6	
<i>Item 10620 Subject H04, K03</i>	<i>N</i>	2426	1174	1137	1632	294	510	623	879	413	1800	472	1162	560	300	327	40



QUESTIONNAIRE FORM 4 1996	TOTAL	SEX		RACE		REGION				COLLEGE PLANS?		ILLICIT DRUG USE: LIFETIME					
		M	F	White	Black	NE	NC	S	W	Yes	No	None	Mari- juana Only	Few Pills	More Pills	Any Her- oin	
<i>N (Weighted No. of Cases):</i>	2464	1183	1149	1646	298	520	634	891	420	1814	474	1169	567	301	331	41	
<i>% of Weighted Total:</i>	100.0	48.0	46.6	66.8	12.1	21.1	25.7	36.1	17.0	73.6	19.3	47.4	23.0	12.2	13.4	1.7	
<b>A19G:</b> The U.S. Supreme Court?																	
1. Much less	3.7	4.6	2.3	3.3	2.6	3.7	4.7	3.6	2.6	2.6	6.9	3.2	2.8	2.1	6.9	12.7	
2. Less	7.0	8.0	6.0	7.0	9.0	8.5	8.2	6.0	5.6	6.7	7.7	6.4	5.8	5.9	12.2	10.5	
3. Same as now	41.5	44.1	39.1	44.4	31.7	39.6	39.2	43.6	42.4	43.0	36.1	41.3	44.2	51.4	32.6	22.6	
4. More	23.0	22.3	24.5	23.5	21.3	21.3	20.3	24.8	25.1	24.2	20.5	24.7	19.7	19.8	23.4	20.7	
5. Much more	7.9	8.2	7.2	6.7	12.3	7.9	7.7	7.4	9.1	7.7	8.0	7.2	8.4	6.2	10.2	14.0	
8. No opinion	17.0	12.8	20.9	15.1	23.0	19.0	20.0	14.5	15.1	15.7	20.7	17.2	19.2	14.6	14.7	19.4	
<i>Item 10630 Subject H04, K03</i>	<i>N</i>	<i>2425</i>	<i>1174</i>	<i>1137</i>	<i>1631</i>	<i>294</i>	<i>510</i>	<i>623</i>	<i>879</i>	<i>413</i>	<i>1800</i>	<i>471</i>	<i>1160</i>	<i>560</i>	<i>301</i>	<i>327</i>	<i>40</i>
<b>A19H:</b> All the courts and the justice system in general?																	
1. Much less	3.9	5.8	2.0	3.9	3.0	4.3	4.4	3.7	3.2	2.9	7.3	3.3	3.0	4.0	7.0	9.3	
2. Less	7.8	8.9	6.5	8.0	8.1	7.5	9.4	7.4	6.8	7.0	10.5	6.4	5.9	7.2	15.4	13.8	
3. Same as now	36.3	38.9	33.9	38.0	34.4	35.6	35.9	36.0	38.5	37.9	30.5	35.0	41.5	43.2	30.2	15.4	
4. More	26.5	24.2	29.1	27.3	22.3	27.0	23.8	28.0	26.5	27.4	24.8	29.9	22.0	24.7	22.0	30.1	
5. Much more	8.9	8.7	9.0	8.0	11.4	7.5	8.2	9.7	9.7	8.9	8.7	7.8	9.7	8.1	11.0	11.1	
8. No opinion	16.6	13.5	19.5	14.7	20.9	18.2	18.3	15.2	15.3	15.9	18.2	17.6	18.0	12.9	14.3	20.3	
<i>Item 10640 Subject H04, K03</i>	<i>N</i>	<i>2421</i>	<i>1171</i>	<i>1136</i>	<i>1629</i>	<i>294</i>	<i>510</i>	<i>619</i>	<i>878</i>	<i>414</i>	<i>1797</i>	<i>471</i>	<i>1159</i>	<i>561</i>	<i>300</i>	<i>326</i>	<i>39</i>
<b>A19I:</b> The police and other law enforcement agencies?																	
1. Much less	5.7	7.2	3.9	4.8	6.7	5.4	6.4	5.1	6.0	4.7	8.3	3.1	4.7	4.8	12.7	29.4	
2. Less	11.2	13.3	9.4	10.7	17.3	12.8	9.7	10.9	12.3	11.6	9.6	7.9	13.3	11.8	19.9	9.3	
3. Same as now	26.4	28.3	25.1	27.5	21.9	27.4	23.4	28.7	24.9	27.0	23.1	27.9	24.9	31.4	20.7	19.4	
4. More	28.3	25.6	30.6	31.4	15.8	27.7	33.0	25.4	28.0	29.3	27.4	31.9	26.9	27.0	21.2	20.3	
5. Much more	17.2	16.8	17.9	16.8	17.8	15.3	15.7	19.1	17.7	16.8	19.1	18.9	14.8	16.9	15.6	16.2	
8. No opinion	11.2	8.9	13.1	8.7	20.6	11.4	11.9	10.7	11.2	10.6	12.5	10.3	15.5	8.1	9.8	5.5	
<i>Item 10650 Subject K03</i>	<i>N</i>	<i>2429</i>	<i>1176</i>	<i>1140</i>	<i>1633</i>	<i>295</i>	<i>513</i>	<i>623</i>	<i>880</i>	<i>414</i>	<i>1803</i>	<i>472</i>	<i>1163</i>	<i>561</i>	<i>301</i>	<i>327</i>	<i>40</i>
<b>A19J:</b> The U.S. military?																	
1. Much less	6.0	6.4	5.2	5.4	5.9	6.1	6.2	5.9	6.0	5.5	7.3	5.5	6.2	2.8	8.8	9.0	
2. Less	11.4	12.1	10.0	10.7	12.2	10.0	13.0	11.5	10.5	11.4	10.8	10.0	11.8	13.6	12.3	18.3	
3. Same as now	40.8	42.8	39.7	45.1	29.2	42.0	40.4	40.6	40.6	42.8	34.9	44.8	37.2	42.3	34.6	20.2	
4. More	17.1	17.7	17.3	16.6	17.8	16.1	16.1	17.9	18.3	17.3	19.1	17.7	17.9	13.5	19.4	14.3	
5. Much more	9.1	10.8	7.2	8.7	12.4	7.7	7.4	11.1	9.5	8.5	10.4	7.1	8.6	11.3	13.0	21.4	
8. No opinion	15.5	10.2	20.6	13.4	22.5	18.2	16.9	13.0	15.0	14.6	17.5	14.9	18.3	16.5	11.9	16.8	
<i>Item 10660 Subject K03, L04</i>	<i>N</i>	<i>2424</i>	<i>1173</i>	<i>1139</i>	<i>1631</i>	<i>293</i>	<i>511</i>	<i>621</i>	<i>878</i>	<i>414</i>	<i>1801</i>	<i>470</i>	<i>1161</i>	<i>558</i>	<i>301</i>	<i>327</i>	<i>40</i>
The next questions ask your views about drugs.																	
<b>A20:</b> Do you think that people (who are 18 or older) should be prohibited by law from doing each of the following?																	
<b>A20A:</b> Smoking marijuana (pot, grass) in private																	
1. No	47.4	50.8	43.5	47.3	48.2	53.5	46.2	46.6	43.4	46.3	51.6	28.6	63.1	56.0	75.1	72.8	
2. Not sure	12.2	10.5	13.9	10.0	15.7	11.9	10.6	12.8	13.7	12.3	9.5	11.8	12.5	22.0	5.3	2.4	
3. Yes	40.4	38.7	42.6	42.6	36.0	34.7	43.2	40.6	42.9	41.4	38.9	59.5	24.4	22.0	19.6	24.8	
<i>Item 10780 Subject A13a</i>	<i>N</i>	<i>2434</i>	<i>1175</i>	<i>1144</i>	<i>1640</i>	<i>295</i>	<i>514</i>	<i>625</i>	<i>880</i>	<i>416</i>	<i>1805</i>	<i>472</i>	<i>1162</i>	<i>566</i>	<i>301</i>	<i>329</i>	<i>40</i>
<b>A20B:</b> Smoking marijuana in public places																	
1. No	19.4	24.7	13.4	16.4	29.3	21.0	22.4	19.2	13.4	17.5	24.0	13.1	20.8	21.6	32.6	33.9	
2. Not sure	10.6	10.3	10.3	11.2	8.2	9.7	12.5	10.4	9.1	9.8	12.8	6.6	13.3	15.7	15.3	17.4	
3. Yes	70.0	65.0	76.3	72.4	62.5	69.3	65.1	70.4	77.5	72.6	63.2	80.3	65.9	62.7	52.2	48.7	
<i>Item 10790 Subject A13a</i>	<i>N</i>	<i>2433</i>	<i>1175</i>	<i>1144</i>	<i>1640</i>	<i>295</i>	<i>513</i>	<i>625</i>	<i>879</i>	<i>416</i>	<i>1805</i>	<i>472</i>	<i>1162</i>	<i>565</i>	<i>301</i>	<i>329</i>	<i>40</i>
<b>A20C:</b> Taking LSD in private																	
1. No	25.7	27.9	22.9	23.7	30.3	29.7	25.5	24.0	24.8	24.0	29.8	18.8	23.5	27.6	47.1	55.1	
2. Not sure	12.3	11.0	13.8	11.1	14.9	12.5	13.6	12.4	9.7	12.2	11.9	9.8	13.1	20.3	13.1	6.2	
3. Yes	62.0	61.1	63.3	65.2	54.8	57.8	61.0	63.5	65.4	63.9	58.4	71.4	63.4	52.1	39.9	38.7	
<i>Item 10800 Subject A13a</i>	<i>N</i>	<i>2429</i>	<i>1175</i>	<i>1140</i>	<i>1639</i>	<i>292</i>	<i>514</i>	<i>625</i>	<i>878</i>	<i>411</i>	<i>1801</i>	<i>471</i>	<i>1159</i>	<i>565</i>	<i>301</i>	<i>328</i>	<i>40</i>
<b>A20D:</b> Taking LSD in public places																	
1. No	14.0	15.6	11.4	10.9	22.3	15.7	14.4	13.3	13.1	11.9	19.6	13.3	11.7	10.1	20.0	30.7	
2. Not sure	6.7	7.4	6.0	6.5	5.9	7.9	8.0	6.3	4.4	6.2	7.3	3.1	8.1	11.7	12.7	10.4	
3. Yes	79.2	77.0	82.6	82.6	71.7	76.5	77.6	80.5	82.5	81.9	73.1	83.6	80.2	78.2	67.3	58.9	
<i>Item 10810 Subject A13a</i>	<i>N</i>	<i>2425</i>	<i>1171</i>	<i>1142</i>	<i>1637</i>	<i>291</i>	<i>513</i>	<i>624</i>	<i>876</i>	<i>412</i>	<i>1800</i>	<i>472</i>	<i>1159</i>	<i>565</i>	<i>300</i>	<i>328</i>	<i>40</i>



QUESTIONNAIRE FORM 4 1996	TOTAL	SEX		RACE		REGION				COLLEGE PLANS?		ILLICIT DRUG USE: LIFETIME				
		M	F	White	Black	NE	NC	S	W	Yes	No	None	Mari- juana Only	Few Pills	More Pills	Any Her- oin
<i>N (Weighted No. of Cases):</i>	2464	1183	1149	1646	298	520	634	891	420	1814	474	1169	567	301	331	41
<i>% of Weighted Total:</i>	100.0	48.0	46.6	66.8	12.1	21.1	25.7	36.1	17.0	73.6	19.3	47.4	23.0	12.2	13.4	1.7
<b>A20E:</b> Taking amphetamines (uppers) or barbiturates (downers) in private																
1. No	28.9	30.4	26.6	26.8	34.6	37.3	28.3	26.7	24.0	27.1	34.3	21.5	26.7	32.2	50.2	52.6
2. Not sure	16.5	15.1	18.2	16.4	15.8	13.3	15.2	19.0	17.1	16.8	14.6	15.2	17.4	20.9	16.6	14.4
3. Yes	54.6	54.5	55.2	56.8	49.6	49.3	56.5	54.3	58.9	56.1	51.1	63.3	55.9	47.0	33.2	33.0
<i>Item 10820 Subject A13a</i>	<i>N 2422</i>	<i>1171</i>	<i>1140</i>	<i>1634</i>	<i>291</i>	<i>514</i>	<i>625</i>	<i>871</i>	<i>412</i>	<i>1796</i>	<i>471</i>	<i>1153</i>	<i>565</i>	<i>301</i>	<i>328</i>	<i>40</i>
<b>A20F:</b> Taking amphetamines or barbiturates in public places																
1. No	15.8	17.9	12.9	13.0	24.1	18.9	14.8	15.6	13.8	14.1	19.0	13.5	14.8	12.3	22.8	42.3
2. Not sure	9.9	10.4	9.3	9.4	9.6	10.3	11.8	8.9	8.6	9.2	11.4	6.7	9.4	12.8	19.5	8.1
3. Yes	74.3	71.7	77.9	77.6	66.3	70.8	73.4	75.4	77.5	76.7	69.6	79.7	75.8	75.0	57.7	49.6
<i>Item 10830 Subject A13a</i>	<i>N 2429</i>	<i>1174</i>	<i>1142</i>	<i>1639</i>	<i>291</i>	<i>513</i>	<i>625</i>	<i>877</i>	<i>413</i>	<i>1801</i>	<i>471</i>	<i>1159</i>	<i>566</i>	<i>300</i>	<i>328</i>	<i>40</i>
<b>A20G:</b> Taking heroin in private																
1. No	20.9	22.8	18.2	17.6	30.7	24.8	20.9	19.9	18.5	18.7	27.2	18.8	21.5	17.5	25.8	43.6
2. Not sure	8.2	7.4	9.4	7.1	12.5	6.6	9.1	9.4	6.4	8.2	7.4	6.9	8.3	12.5	9.7	10.3
3. Yes	70.8	69.8	72.4	75.3	56.8	68.5	70.0	70.7	75.1	73.1	65.3	74.3	70.2	70.1	64.5	46.2
<i>Item 10840 Subject A13a</i>	<i>N 2430</i>	<i>1173</i>	<i>1143</i>	<i>1637</i>	<i>295</i>	<i>512</i>	<i>626</i>	<i>878</i>	<i>414</i>	<i>1802</i>	<i>472</i>	<i>1161</i>	<i>567</i>	<i>299</i>	<i>328</i>	<i>41</i>
<b>A20H:</b> Taking heroin in public places																
1. No	13.5	15.0	11.1	9.9	24.1	14.3	13.4	14.1	11.3	11.5	17.9	13.3	13.0	10.0	13.8	29.4
2. Not sure	4.2	4.7	3.6	4.1	5.3	3.5	7.1	3.1	2.9	3.5	5.8	2.8	5.1	5.2	7.1	5.1
3. Yes	82.3	80.3	85.3	86.0	70.6	82.2	79.4	82.8	85.9	85.0	76.3	83.9	81.9	84.8	79.1	65.5
<i>Item 10850 Subject A13a</i>	<i>N 2430</i>	<i>1173</i>	<i>1144</i>	<i>1638</i>	<i>295</i>	<i>513</i>	<i>625</i>	<i>877</i>	<i>414</i>	<i>1802</i>	<i>472</i>	<i>1161</i>	<i>566</i>	<i>300</i>	<i>328</i>	<i>40</i>
<b>A20I:</b> Getting drunk in private																
1. No	66.0	68.5	63.1	68.2	56.8	70.2	65.1	64.5	65.6	67.2	62.4	53.1	78.4	73.0	81.6	79.9
2. Not sure	12.6	9.3	15.9	12.0	14.3	11.1	13.8	12.2	13.3	12.4	13.7	17.1	7.8	14.5	5.1	-
3. Yes	21.4	22.2	21.0	19.7	28.9	18.7	21.1	23.3	21.1	20.4	23.9	29.8	13.8	12.5	13.3	20.1
<i>Item 10860 Subject A13a</i>	<i>N 2427</i>	<i>1174</i>	<i>1140</i>	<i>1635</i>	<i>294</i>	<i>514</i>	<i>624</i>	<i>873</i>	<i>415</i>	<i>1803</i>	<i>472</i>	<i>1157</i>	<i>566</i>	<i>301</i>	<i>328</i>	<i>40</i>
<b>A20J:</b> Getting drunk in public places																
1. No	29.7	32.7	25.5	29.6	26.7	31.8	33.0	28.8	23.8	28.3	33.2	19.8	36.5	35.8	44.1	40.7
2. Not sure	17.6	17.6	17.5	17.9	15.0	19.1	14.8	17.6	19.8	18.1	15.1	15.6	20.1	22.0	17.7	4.4
3. Yes	52.8	49.7	57.0	52.5	58.3	49.1	52.3	53.6	56.4	53.6	51.7	64.6	43.3	42.3	38.3	54.9
<i>Item 10870 Subject A13a</i>	<i>N 2430</i>	<i>1174</i>	<i>1142</i>	<i>1639</i>	<i>293</i>	<i>513</i>	<i>625</i>	<i>877</i>	<i>415</i>	<i>1802</i>	<i>472</i>	<i>1159</i>	<i>566</i>	<i>301</i>	<i>329</i>	<i>40</i>
<b>A20K:</b> Smoking tobacco in certain specified public places																
1. No	43.7	46.2	40.7	46.3	36.3	45.6	44.8	43.7	39.6	42.6	47.0	32.0	51.9	49.4	60.9	59.6
2. Not sure	12.9	12.2	13.6	11.9	17.1	11.2	13.7	12.2	15.3	11.8	15.0	14.0	13.3	14.5	7.6	4.3
3. Yes	43.4	41.6	45.7	41.8	46.6	43.3	41.6	44.1	45.1	45.6	38.0	54.0	34.8	36.1	31.5	36.1
<i>Item 10760 Subject A13a</i>	<i>N 2431</i>	<i>1173</i>	<i>1146</i>	<i>1639</i>	<i>295</i>	<i>514</i>	<i>625</i>	<i>877</i>	<i>416</i>	<i>1805</i>	<i>472</i>	<i>1162</i>	<i>566</i>	<i>301</i>	<i>327</i>	<i>40</i>
<b>A21:</b> In particular, there has been a great deal of public debate about whether marijuana use should be legal. Which of the following policies would you favor?																
1. Using marijuana should be entirely legal	31.2	36.7	25.7	32.1	30.4	33.7	34.0	28.5	29.7	30.3	33.9	13.8	41.5	42.3	59.7	66.8
2. It should be a minor violation—like a parking ticket—but not a crime	21.0	18.7	22.9	19.0	23.2	23.7	17.6	20.5	24.1	20.9	19.6	16.9	28.0	26.0	21.7	12.5
3. It should be a crime	33.8	32.2	36.5	36.4	27.0	29.4	32.9	37.0	33.9	34.2	35.7	54.2	14.8	18.2	11.4	16.9
4. Don't know	13.9	12.4	14.9	12.5	19.5	13.2	15.5	14.0	12.3	14.5	10.8	15.1	15.7	13.4	7.2	3.9
<i>Item 10880 Subject A13b</i>	<i>N 2426</i>	<i>1169</i>	<i>1144</i>	<i>1635</i>	<i>295</i>	<i>512</i>	<i>623</i>	<i>878</i>	<i>413</i>	<i>1798</i>	<i>470</i>	<i>1159</i>	<i>564</i>	<i>301</i>	<i>327</i>	<i>41</i>
<b>A22:</b> If it were legal for people to USE marijuana, should it also be legal to SELL marijuana?																
1. No	29.4	28.3	31.1	30.4	23.9	25.5	27.9	30.8	33.5	29.3	29.9	41.1	17.2	25.0	16.5	6.4
2. Yes, but only to adults	46.7	51.5	41.7	47.7	46.1	46.5	47.3	46.6	46.0	47.9	43.8	35.8	57.1	55.6	56.5	71.5
3. Yes, to anyone	11.1	11.0	11.1	10.2	14.9	11.9	12.2	10.6	9.5	10.6	13.1	7.7	15.6	6.5	17.7	17.3
4. Don't know	12.8	9.1	16.2	11.7	15.1	16.0	12.6	11.9	11.0	12.3	13.2	15.4	10.1	12.9	9.3	4.9
<i>Item 10890 Subject A13b</i>	<i>N 2428</i>	<i>1170</i>	<i>1144</i>	<i>1637</i>	<i>296</i>	<i>510</i>	<i>626</i>	<i>881</i>	<i>412</i>	<i>1803</i>	<i>469</i>	<i>1161</i>	<i>562</i>	<i>301</i>	<i>329</i>	<i>41</i>



QUESTIONNAIRE FORM 4 1996	TOTAL	SEX		RACE		REGION				COLLEGE PLANS?		ILLICIT DRUG USE: LIFETIME				
		M	F	White	Black	NE	NC	S	W	Yes	No	None	Mari- juana Only	Few Pills	More Pills	Any Her- oin
<i>N (Weighted No. of Cases):</i>	2464	1183	1149	1646	298	520	634	891	420	1814	474	1169	567	301	331	41
<i>% of Weighted Total:</i>	100.0	48.0	46.6	66.8	12.1	21.1	25.7	36.1	17.0	73.6	19.3	47.4	23.0	12.2	13.4	1.7
<b>A23:</b> If marijuana were legal to use and legally available, which of the following would you be most likely to do?																
1. Not use it, even if it were legal and available	59.9	54.6	65.9	60.0	60.7	55.6	58.7	63.2	59.7	61.7	57.4	86.7	35.5	44.1	25.3	25.8
2. Try it	8.8	9.1	8.2	8.6	9.6	8.3	8.2	10.0	7.7	9.5	7.2	8.1	11.7	8.5	6.3	8.8
3. Use it about as often as I do now	17.3	19.6	14.5	17.6	16.4	19.4	17.1	14.4	21.1	16.9	18.1	0.8	29.5	25.5	44.5	44.4
4. Use it more often than I do now	4.8	6.3	3.6	5.1	3.7	6.2	5.5	4.4	3.0	4.6	5.1	0.5	6.7	7.4	13.3	13.1
5. Use it less than I do now	1.6	1.8	1.6	1.7	1.1	2.8	1.8	1.1	0.9	1.4	2.1	0.3	2.2	3.8	3.6	-
6. Don't know	7.7	8.6	6.2	6.9	8.5	7.7	8.7	6.9	7.7	5.9	10.1	3.7	14.5	10.6	7.0	7.9
<i>Item 10900 Subject A13b</i>	<i>N</i> 2433	1175	1145	1639	296	513	626	880	415	1805	471	1162	567	301	328	41
<b>B18:</b> On how many occasions (if any) have you used Rohypnol (rophies, roofies) . . .																
<b>B18A:</b> . . . in your lifetime?																
1. 0 occasions	98.8	97.8	99.6	98.9	99.8	98.8	99.2	97.9	99.9	99.0	98.6	100.0	100.0	99.6	93.5	81.9
2. 1-2	0.4	0.6	0.3	0.6	-	0.8	0.2	0.5	0.1	0.5	0.2	-	-	0.4	2.4	3.6
3. 3-5	0.3	0.6	-	0.1	-	-	-	0.8	-	0.2	-	-	-	-	2.1	-
4. 6-9	0.2	0.3	*	0.1	0.2	0.3	-	0.3	-	0.1	0.5	-	-	-	0.8	3.4
5. 10-19	0.2	0.3	-	0.2	-	-	0.2	0.3	-	0.1	0.2	-	-	-	1.2	-
6. 20-39	0.1	0.2	*	*	-	0.1	0.4	0.1	-	0.1	0.3	-	-	-	-	8.0
7. 40 or more	0.1	0.1	-	0.1	-	0.1	-	0.2	-	*	0.2	-	-	-	0.1	3.2
<i>Item 29770 Subject A01a</i>	<i>N</i> 2406	1171	1141	1638	294	509	620	866	411	1795	472	1159	560	300	326	40
<b>B18B:</b> . . . during the last 12 months?																
1. 0 occasions	98.9	98.2	99.7	99.1	99.8	99.1	99.0	98.2	99.9	99.2	98.6	100.0	100.0	99.7	94.6	79.9
2. 1-2	0.5	0.8	0.2	0.4	-	0.5	0.2	0.9	0.1	0.3	0.3	-	-	0.3	2.8	4.8
3. 3-5	0.3	0.5	-	0.2	-	0.2	0.4	0.3	-	0.2	0.7	-	-	-	0.8	8.6
4. 6-9	0.1	0.2	*	-	0.2	0.1	0.3	0.1	-	*	0.2	-	-	-	0.8	2.4
5. 10-19	0.1	0.2	*	0.2	-	-	-	0.4	-	0.2	-	-	-	-	0.8	1.1
6. 20-39	0.1	0.1	-	0.1	-	0.1	-	0.1	-	*	0.1	-	-	-	-	3.1
7. 40 or more	*	*	-	-	-	-	-	0.1	-	-	0.1	-	-	-	0.1	-
<i>Item 29780 Subject A01b</i>	<i>N</i> 2407	1171	1141	1638	294	509	621	866	411	1795	472	1159	560	300	326	41
<b>B18C:</b> . . . during the last 30 days?																
1. 0 occasions	99.5	99.0	99.9	99.6	100.0	99.5	99.3	99.3	100.0	99.6	98.9	100.0	100.0	100.0	97.5	87.8
2. 1-2	0.2	0.4	0.1	0.3	-	0.4	0.2	0.3	-	0.2	0.4	-	-	-	1.4	2.0
3. 3-5	0.2	0.5	-	0.1	-	-	0.6	0.2	-	0.2	0.5	-	-	-	0.9	5.8
4. 6-9	*	*	*	*	-	0.1	-	0.1	-	*	0.1	-	-	-	-	2.1
5. 10-19	-	-	-	-	-	-	-	-	-	-	-	-	-	-	-	-
6. 20-39	*	0.1	-	0.1	-	-	-	0.1	-	*	-	-	-	-	-	2.2
7. 40 or more	*	*	-	-	-	-	-	0.1	-	-	0.1	-	-	-	0.1	-
<i>Item 29790 Subject A01c</i>	<i>N</i> 2410	1171	1145	1638	294	509	620	870	411	1799	472	1159	560	300	326	40
The next questions ask about a number of different things.																
<b>D01A:</b> Think about the kinds of paid jobs that people your age usually have. If you could work just the number of hours that you wanted, how many hours per week would you PREFER to work during the school year?																
1. None	7.5	9.8	4.3	7.9	6.5	5.9	6.6	9.1	7.6	7.5	6.3	7.7	8.4	5.9	7.3	6.9
2. 5 or less hours	3.9	2.3	5.5	3.4	4.5	2.8	4.2	3.9	4.5	4.3	2.3	4.9	3.4	2.4	2.9	2.2
3. 6-10	10.2	7.8	12.7	10.4	4.4	10.9	9.4	8.2	15.1	11.6	6.5	12.8	9.0	9.1	4.1	14.9
4. 11-15	15.0	12.8	18.1	17.6	8.5	20.7	13.9	14.0	12.0	17.5	7.0	15.8	15.2	14.8	13.7	7.3
5. 16-20	22.0	21.9	22.4	22.5	21.0	21.4	23.7	21.1	21.9	22.6	19.3	20.8	23.6	22.0	23.6	13.9
6. 21-25	15.1	15.6	14.4	15.7	14.7	14.1	15.1	14.5	17.3	13.7	20.5	14.5	11.5	22.3	16.1	18.5
7. 26-30	10.0	10.5	10.0	9.2	13.4	8.6	12.5	10.8	6.1	9.4	12.1	8.4	10.8	9.1	13.7	8.3
8. 31 or more hours	10.0	12.6	6.5	8.1	15.1	9.6	8.4	11.8	9.0	7.7	18.3	8.3	11.8	7.9	14.4	19.8
9. Don't know, can't say	6.4	6.6	6.1	5.1	11.9	6.0	6.3	6.6	6.4	5.8	7.7	6.8	6.2	6.6	4.3	8.1
<i>Item 25800 Subject C04</i>	<i>N</i> 2322	1124	1108	1604	272	477	607	838	400	1777	463	1112	542	289	309	40



QUESTIONNAIRE FORM 4 1996	TOTAL	SEX		RACE		REGION				COLLEGE PLANS?		ILLICIT DRUG USE: LIFETIME				
		M	F	White	Black	NE	NC	S	W	Yes	No	None	Mari- juana Only	Few Pills	More Pills	Any Her- oin
<i>N (Weighted No. of Cases):</i>	2464	1183	1149	1646	298	520	634	891	420	1814	474	1169	567	301	331	41
<i>% of Weighted Total:</i>	100.0	48.0	46.6	66.8	12.1	21.1	25.7	36.1	17.0	73.6	19.3	47.4	23.0	12.2	13.4	1.7
<b>D01B:</b> How many hours per week do you think your PARENTS would prefer that you work in a paid job during the school year?																
1. None	13.4	13.6	13.1	13.9	9.5	9.4	13.5	14.9	14.8	14.5	7.7	14.2	12.5	11.3	13.8	13.3
2. 5 or less hours	5.8	4.2	7.6	5.4	5.2	5.4	4.7	6.8	5.9	6.7	3.0	7.6	4.4	4.5	3.3	2.2
3. 6-10	9.3	7.1	11.3	9.3	7.1	10.3	9.5	8.2	10.3	9.8	7.5	9.8	9.9	10.4	6.2	8.0
4. 11-15	13.8	12.5	15.3	15.7	10.1	15.2	14.8	13.9	10.1	14.2	13.6	14.5	14.3	10.4	12.6	21.2
5. 16-20	19.3	20.7	18.5	20.6	18.4	21.8	18.3	17.6	21.4	19.5	18.6	19.0	18.7	22.2	18.5	13.8
6. 21-25	8.7	8.3	9.2	9.0	7.1	8.0	9.4	9.3	7.6	8.5	10.5	8.1	9.5	8.0	10.1	10.9
7. 26-30	6.3	7.6	4.7	5.7	6.3	5.2	7.2	6.4	6.3	4.7	11.2	4.0	7.1	9.3	9.7	12.0
8. 31 or more hours	7.7	9.7	5.1	6.1	16.7	7.0	7.7	8.7	6.3	6.2	13.3	5.9	9.4	8.6	10.3	8.8
9. Don't know, can't say	15.6	16.2	15.3	14.3	19.6	17.8	14.9	14.0	17.4	16.0	14.4	16.8	14.1	15.2	15.5	9.9
<i>Item 25810 Subject C04, M03</i>	<i>N</i> 2320	1123	1108	1601	272	474	607	838	401	1774	464	1111	541	289	309	40
<b>D02A:</b> Which best describes your recent employment experience?																
1. I have a paid job right now	59.9	57.5	61.9	64.4	45.0	60.2	66.3	56.9	55.8	58.6	67.3	57.2	63.3	64.6	60.4	63.9
2. No paid job now, but I had one during the past 3 months	11.3	12.3	9.7	10.7	14.7	13.9	10.0	10.0	12.7	11.6	9.5	9.5	8.6	13.7	17.5	19.1
3. No paid job in the past 3 months—GO TO Q.D10	19.9	21.5	18.8	18.4	28.0	18.8	17.1	23.0	19.0	20.1	17.1	20.3	22.7	17.4	16.3	11.5
4. Never had a paid job—GO TO Q.D10	9.0	8.7	9.6	6.5	12.4	7.2	6.6	10.1	12.5	9.7	6.1	13.0	5.4	4.3	5.7	5.4
<i>Item 21530 Subject C01</i>	<i>N</i> 2305	1114	1102	1593	267	475	602	830	398	1769	455	1108	539	286	305	40
<b>D02B:</b> Which of the job categories below comes closest to the kind of work you have done for pay on your current (or most recent) job? (If more than one kind of work, choose the one where you worked the most hours. Do not include work around the house.)																
01. Have not worked for pay	1.1	1.8	0.4	0.4	5.0	0.7	0.3	2.0	0.9	0.9	1.1	1.1	1.1	0.5	1.1	3.9
02. Lawn or yard work	2.1	3.6	0.2	2.2	1.2	1.5	1.4	3.7	0.3	1.8	2.5	2.6	1.1	0.7	2.9	1.7
03. Fast food worker	13.0	13.4	12.8	12.5	19.9	9.2	14.7	13.8	13.6	13.5	11.7	13.3	12.9	11.2	14.7	17.6
04. Waiter or waitress	5.6	2.7	9.2	5.6	4.8	6.2	5.5	6.4	3.3	6.2	4.0	5.3	7.3	6.3	4.4	-
05. Other restaurant worker	10.0	10.4	9.6	10.9	3.5	13.8	9.8	8.8	8.0	8.9	12.5	6.9	14.4	11.0	9.7	21.8
06. Newspaper route	0.1	0.2	-	-	0.5	0.2	-	0.1	-	0.1	0.2	0.1	0.2	-	-	-
07. Babysitting or childcare	5.4	0.4	10.7	5.8	4.6	5.9	4.6	6.2	4.5	5.9	3.7	8.1	2.0	2.9	3.9	3.3
08. Farm or agricultural work	3.2	5.6	0.8	3.8	0.9	3.2	4.5	2.5	2.4	2.8	4.5	4.0	2.0	3.3	2.4	2.8
09. Store clerk or salesperson	26.7	23.3	31.8	26.5	23.2	26.8	28.3	25.3	27.1	28.3	22.9	25.9	31.5	26.5	24.0	12.4
10. Office or clerical	6.8	3.4	10.5	6.5	7.1	7.4	4.9	6.9	9.1	7.3	6.0	8.1	5.6	5.3	6.1	11.3
11. Odd jobs	2.1	2.9	1.2	2.0	3.8	1.9	1.8	1.8	3.4	1.6	3.9	2.2	0.4	2.0	3.6	0.6
12. Other	23.9	32.5	12.7	23.9	25.6	23.1	24.5	22.3	27.2	22.6	27.0	22.3	21.6	30.4	27.1	24.6
<i>Item 25160 Subject C01</i>	<i>N†</i> 1609	788	754	1170	164	342	438	573	257	1214	337	744	376	225	214	32
<b>D02C:</b> All things considered, how satisfied are (were) you with that job?																
1. Completely dissatisfied	4.9	5.2	4.8	4.4	9.2	5.1	4.4	5.3	4.7	5.1	4.5	5.7	4.2	3.8	3.9	10.8
2. Quite dissatisfied	7.2	7.6	7.1	7.7	8.2	10.9	5.7	7.8	3.7	7.1	6.8	7.4	6.3	5.6	9.6	9.9
3. Somewhat dissatisfied	10.3	10.6	10.3	9.9	11.9	10.4	11.1	8.1	13.5	9.8	12.4	8.3	14.9	10.5	7.5	12.3
4. Neither or mixed feelings	14.1	15.6	12.7	13.2	15.5	12.1	13.8	15.4	14.3	14.0	13.7	13.1	12.4	14.4	17.8	17.2
5. Somewhat satisfied	25.4	25.6	24.9	25.4	29.7	23.2	25.1	26.8	26.2	24.7	26.5	25.2	25.7	31.1	22.8	16.1
6. Quite satisfied	26.6	24.9	28.6	27.9	17.8	29.7	28.2	23.6	25.9	27.7	25.0	27.2	25.9	22.5	31.6	28.5
7. Completely satisfied	11.5	10.5	11.5	11.5	7.7	8.6	11.7	13.0	11.7	11.7	11.2	13.2	10.6	12.1	6.7	5.1
<i>Item 10910 Subject C01, P02</i>	<i>N†</i> 1539	736	740	1140	140	331	433	527	247	1162	334	693	368	211	214	31
The next questions are about your present or most recent paid job. (If you presently hold more than one paid job, answer for the more important one.)																

†=excludes respondents for whom question was inappropriate.



## MONITORING THE FUTURE

QUESTIONNAIRE FORM 4 1996	TOTAL	SEX		RACE		REGION				COLLEGE PLANS?		ILLICIT DRUG USE: LIFETIME					
		M	F	White	Black	NE	NC	S	W	Yes	No	None	Mari- juana Only	Few Pills	More Pills	Any Her- oin	
<i>N (Weighted No. of Cases):</i>	2464	1183	1149	1646	298	520	634	891	420	1814	474	1169	567	301	331	41	
<i>% of Weighted Total:</i>	100.0	48.0	46.6	66.8	12.1	21.1	25.7	36.1	17.0	73.6	19.3	47.4	23.0	12.2	13.4	1.7	
<b>D03:</b> On the average, how many hours per week do (did) you work on this particular job?																	
1. 5 or less hours	7.0	7.5	6.7	6.7	7.9	6.6	4.6	8.3	8.7	7.5	4.5	9.6	4.1	3.8	5.1	9.4	
2. 6 to 10 hours	12.2	9.8	14.8	12.9	10.1	14.7	10.7	11.1	14.0	13.4	8.7	13.9	10.4	12.6	8.8	12.1	
3. 11 to 15 hours	15.2	11.7	18.9	15.7	15.1	17.9	16.2	14.1	12.4	15.1	15.7	17.1	14.3	15.0	12.3	7.5	
4. 16 to 20 hours	23.4	22.8	24.9	22.7	21.7	22.7	24.7	21.2	26.8	24.6	19.6	22.7	26.1	22.2	23.9	20.1	
5. 21 to 25 hours	17.2	18.5	16.1	17.9	19.1	17.9	18.7	17.2	13.9	17.1	19.1	16.5	15.1	20.5	20.3	20.0	
6. 26 to 30 hours	11.3	12.4	9.9	11.4	11.5	6.8	12.6	13.5	10.1	10.9	12.6	7.2	15.5	12.6	17.3	1.0	
7. 31 to 35 hours	5.7	7.3	3.6	5.5	5.3	6.0	4.8	6.8	4.4	4.6	9.6	5.8	7.3	2.8	3.9	18.5	
8. 36 or more hours	8.0	9.9	5.0	7.3	9.3	7.4	7.7	7.7	9.8	6.8	10.1	7.2	7.1	10.4	8.5	11.4	
<i>Item 21540 Subject C01</i>	<i>N†</i>	1734	849	811	1246	186	369	475	597	293	1305	369	778	409	236	251	36
<b>D04:</b> About how old is (was) your supervisor?																	
1. Age 20 or younger	3.4	3.9	2.7	2.9	5.6	2.2	3.3	4.7	2.5	3.0	4.8	3.2	3.8	1.8	4.7	5.4	
2. 21 to 25	10.4	9.5	10.9	9.9	13.7	7.8	11.1	10.7	11.7	10.4	11.0	12.2	8.6	10.6	8.7	3.1	
3. 26 to 30	23.6	25.2	22.2	23.6	21.4	21.1	23.2	25.2	24.1	23.1	23.3	18.3	28.3	27.5	26.2	36.1	
4. 31 or older	62.6	61.3	64.2	63.6	59.4	68.9	62.4	59.4	61.7	63.4	61.0	66.3	59.3	60.1	60.4	55.4	
<i>Item 21550 Subject C01, M02</i>	<i>N†</i>	1707	831	797	1225	183	362	466	594	285	1284	362	766	403	234	244	36
<b>D05:</b> How many of the other workers are within 2 or 3 years of your own age?																	
1. None	18.3	20.4	16.4	18.4	21.3	16.4	14.5	21.5	20.5	17.3	20.5	21.3	14.2	22.7	14.6	6.2	
2. A few	27.6	27.0	28.0	27.4	23.6	28.4	27.2	26.1	30.5	26.8	30.4	26.9	29.1	27.4	27.5	28.1	
3. About half	18.8	18.1	20.1	19.0	19.3	19.4	22.7	16.3	16.6	19.1	16.0	17.4	21.9	19.4	17.8	19.6	
4. Most	15.3	15.6	14.3	14.9	11.6	15.6	17.7	15.6	10.5	15.5	16.0	14.3	16.9	14.7	16.5	14.8	
5. Nearly all	14.4	13.3	15.5	15.2	13.6	14.9	12.6	14.3	17.1	15.6	11.1	13.6	14.1	12.5	18.7	20.7	
6. All	5.5	5.6	5.6	5.2	10.7	5.3	5.3	6.3	4.7	5.7	6.0	6.6	3.8	3.3	5.0	10.6	
<i>Item 21560 Subject C01</i>	<i>N†</i>	1704	834	794	1221	180	364	467	588	285	1282	363	765	402	234	243	36
<b>D06:</b> To what extent does (did) this job . . .																	
<b>D06A:</b> Use your skills and abilities—let you do the things you do best?																	
1. Not at all	19.5	22.3	17.0	19.1	19.6	22.0	16.3	22.2	16.4	19.1	20.1	18.9	18.0	19.6	22.8	26.6	
2. A little	27.6	27.8	28.4	28.9	23.3	28.8	32.0	23.1	28.1	28.5	22.8	28.1	28.0	31.5	22.9	17.9	
3. Some extent	27.4	26.5	28.6	28.3	25.5	23.3	30.6	27.8	26.2	26.5	32.7	27.4	27.3	23.4	31.6	27.1	
4. Considerable extent	13.3	12.4	13.6	13.3	13.8	14.0	12.0	13.4	14.4	13.8	12.2	12.1	15.4	14.1	13.8	6.2	
5. A great extent	12.2	11.0	12.4	10.4	17.8	12.0	9.1	13.5	15.0	12.0	12.3	13.5	11.4	11.3	8.9	22.1	
<i>Item 21570 Subject C01</i>	<i>N†</i>	1698	831	791	1221	179	355	473	584	285	1276	363	767	400	234	240	35
<b>D06B:</b> Teach you new skills that will be useful in your future work?																	
1. Not at all	21.1	23.6	19.0	20.1	26.1	23.6	22.7	21.7	14.1	20.2	22.5	19.3	20.7	24.9	23.9	25.2	
2. A little	26.1	26.0	26.6	26.8	20.9	25.5	27.5	26.5	23.5	27.5	22.2	27.3	25.8	23.0	24.2	28.0	
3. Some extent	21.3	19.5	23.5	22.2	20.7	19.3	22.9	19.1	25.4	20.3	24.0	20.7	21.5	22.8	22.7	13.5	
4. Considerable extent	18.5	18.1	19.1	18.8	16.0	18.6	17.1	18.0	21.6	19.0	18.0	18.3	19.9	16.4	20.3	10.2	
5. A great extent	13.0	12.8	11.9	12.1	16.4	12.9	9.7	14.6	15.4	12.9	13.3	14.3	12.1	12.9	9.0	23.1	
<i>Item 21580 Subject C01</i>	<i>N†</i>	1694	831	789	1218	179	354	473	582	285	1274	361	765	399	234	239	35
<b>D06C:</b> Make good use of special skills you learned in technical, vocational, business, or professional studies?																	
1. Not at all	49.5	48.7	52.0	50.8	42.8	54.8	49.1	50.6	41.2	50.5	44.8	50.0	49.3	47.6	51.8	40.3	
2. A little	18.2	17.5	19.6	19.3	12.1	15.2	21.7	15.4	21.6	18.0	18.2	17.4	19.6	18.9	16.9	25.2	
3. Some extent	15.5	17.0	13.2	15.7	17.5	12.3	17.3	14.6	18.5	15.3	17.8	14.0	16.4	15.8	17.4	20.6	
4. Considerable extent	8.9	9.4	8.0	7.9	13.8	10.2	6.2	10.6	8.4	8.3	11.2	9.2	8.3	10.4	7.2	9.8	
5. A great extent	7.9	7.4	7.3	6.3	13.8	7.5	5.7	8.9	10.3	7.9	8.0	9.4	6.4	7.3	6.7	4.1	
<i>Item 21590 Subject C01</i>	<i>N†</i>	1680	824	780	1207	180	351	470	579	280	1267	357	760	397	230	235	35
<b>D06D:</b> Let you get to know people with social backgrounds very different from yours?																	
1. Not at all	17.1	19.7	14.6	17.4	15.1	20.5	14.8	17.2	16.5	15.3	22.4	17.9	15.2	14.1	20.8	7.7	
2. A little	20.4	21.6	18.8	21.7	19.2	22.1	22.2	19.8	16.6	21.5	16.4	18.3	22.2	22.0	22.6	27.7	
3. Some extent	24.8	24.9	25.5	24.6	23.3	22.3	26.7	23.7	26.9	24.0	28.1	24.7	25.2	22.9	24.8	31.8	
4. Considerable extent	19.6	17.9	21.5	19.8	18.2	18.4	17.2	21.2	21.6	20.9	16.3	19.2	19.9	25.1	16.2	9.0	
5. A great extent	18.1	15.9	19.7	16.5	24.2	16.7	19.1	18.1	18.5	18.3	16.8	19.8	17.6	15.9	15.7	23.8	
<i>Item 21600 Subject C01, M05</i>	<i>N†</i>	1681	821	786	1211	177	351	470	579	282	1268	357	763	396	230	236	35

†=excludes respondents for whom question was inappropriate.



QUESTIONNAIRE FORM 4 1996	TOTAL	SEX		RACE		REGION				COLLEGE PLANS?		ILLICIT DRUG USE: LIFETIME				
		M	F	White	Black	NE	NC	S	W	Yes	No	None	Mari- juana Only	Few Pills	More Pills	Any Her- oin
<i>N (Weighted No. of Cases):</i>	2464	1183	1149	1646	298	520	634	891	420	1814	474	1169	567	301	331	41
<i>% of Weighted Total:</i>	100.0	48.0	46.6	66.8	12.1	21.1	25.7	36.1	17.0	73.6	19.3	47.4	23.0	12.2	13.4	1.7
<b>D06E:</b> Let you get to know people over age 30?																
1. Not at all	10.5	11.8	9.6	9.4	15.4	10.3	8.6	12.2	10.8	9.8	11.7	10.8	9.2	8.0	13.0	14.1
2. A little	16.4	15.7	16.8	15.9	16.9	15.0	18.3	16.4	14.9	16.9	15.7	15.5	18.7	14.2	19.1	10.1
3. Some extent	21.6	24.1	19.3	22.6	15.8	24.0	23.3	19.7	19.7	20.0	27.4	19.1	23.5	23.5	22.4	26.2
4. Considerable extent	23.7	23.2	23.9	25.5	18.9	24.5	19.5	25.7	25.9	25.0	20.8	23.8	24.4	22.9	24.2	22.3
5. A great extent	27.7	25.3	30.4	26.7	33.1	26.1	30.3	26.0	28.8	28.3	24.5	30.7	24.2	31.3	21.3	27.3
<i>Item 21610 Subject C01, M02</i>	<i>N†</i>	1683	822	787	1214	350	472	580	280	1266	360	764	397	229	235	36
<b>D06F:</b> Cause you stress and tension?																
1. Not at all	19.3	22.2	14.9	18.6	24.3	18.0	20.3	18.1	21.6	18.5	20.6	17.9	20.2	16.5	24.4	22.9
2. A little	29.0	28.7	30.4	29.8	24.4	29.6	30.7	26.7	29.8	31.9	19.8	32.5	26.3	26.7	26.6	18.6
3. Some extent	23.1	23.5	23.4	22.0	22.8	23.5	22.3	23.3	23.4	21.4	27.5	19.9	27.0	31.1	19.9	14.2
4. Considerable extent	14.0	13.3	14.5	15.3	11.7	12.5	12.3	17.2	12.4	13.6	16.7	14.3	14.4	14.0	12.2	16.1
5. A great extent	14.6	12.3	16.9	14.4	16.8	16.3	14.3	14.8	12.8	14.6	15.4	15.4	12.1	11.8	17.0	28.0
<i>Item 21620 Subject C01</i>	<i>N†</i>	1681	819	787	1213	351	468	580	282	1269	356	764	397	230	234	34
<b>D06G:</b> Interfere with your education?																
1. Not at all	47.4	48.7	46.2	48.8	52.8	47.4	45.1	48.6	48.9	47.7	46.8	49.2	47.4	44.8	45.9	41.7
2. A little	23.9	23.3	25.6	24.4	18.5	26.6	25.4	23.4	19.3	23.8	24.1	24.3	24.1	25.0	20.9	23.5
3. Some extent	17.2	15.9	18.2	17.0	14.1	16.6	19.1	14.7	20.0	16.4	19.8	16.1	18.4	18.0	19.1	10.5
4. Considerable extent	7.8	8.8	6.5	7.1	7.9	6.7	7.3	9.2	7.2	8.8	4.7	6.2	7.3	10.9	7.3	22.1
5. A great extent	3.7	3.4	3.5	2.7	6.7	2.8	3.1	4.1	4.7	3.4	4.5	4.1	2.8	1.2	6.7	2.3
<i>Item 21630 Subject C01</i>	<i>N†</i>	1671	813	786	1208	350	464	578	279	1263	355	762	392	229	235	35
<b>D06H:</b> Interfere with your social life?																
1. Not at all	23.5	24.5	23.4	21.6	34.3	21.5	20.9	24.3	28.9	22.9	24.1	25.4	21.2	19.6	24.5	27.9
2. A little	25.7	25.6	25.3	27.0	22.5	30.5	25.3	24.8	22.2	27.1	22.4	28.4	25.6	25.9	20.2	15.1
3. Some extent	23.4	22.3	25.2	23.4	17.1	24.7	24.5	20.1	26.8	23.0	25.0	23.5	24.5	24.5	21.7	14.6
4. Considerable extent	15.6	16.2	14.2	16.7	11.5	12.3	18.9	17.0	11.2	15.8	14.8	13.8	14.3	16.4	18.9	28.4
5. A great extent	11.8	11.4	11.9	11.2	14.6	11.1	10.3	13.9	10.9	11.2	13.7	8.8	14.5	13.6	14.8	14.0
<i>Item 21640 Subject C01</i>	<i>N†</i>	1678	819	785	1211	350	467	579	282	1266	356	760	397	229	235	34
<b>D06I:</b> Interfere with your family life?																
1. Not at all	40.9	41.3	40.1	40.3	51.6	42.1	38.2	40.4	45.0	40.6	40.4	44.5	42.0	33.2	40.0	21.0
2. A little	25.0	23.8	27.2	26.2	15.8	29.5	29.0	23.0	17.0	25.8	23.6	21.1	28.7	31.4	24.6	34.4
3. Some extent	17.8	17.5	17.9	17.5	14.7	16.0	15.8	19.1	20.7	18.2	17.2	20.4	13.5	18.2	17.2	9.3
4. Considerable extent	10.5	11.7	9.5	10.8	10.8	7.2	11.7	11.1	11.5	10.6	10.9	9.1	10.4	13.6	8.8	26.6
5. A great extent	5.7	5.7	5.2	5.2	7.0	5.2	5.2	6.4	5.8	4.9	7.9	4.9	5.4	3.6	9.5	8.7
<i>Item 21650 Subject C01</i>	<i>N†</i>	1674	817	784	1208	350	465	577	282	1264	355	759	395	229	235	35
<b>D07:</b> To what extent is (was) this job . . .																
<b>D07A:</b> An interesting job to do?																
1. Not at all	19.3	23.4	15.6	19.3	19.0	21.1	17.8	20.8	16.6	19.2	17.6	20.9	18.4	15.1	19.5	31.0
2. A little	21.3	20.4	22.5	21.5	20.7	21.8	23.4	20.6	18.7	21.5	21.5	20.6	21.3	25.8	19.3	17.7
3. Some extent	26.0	24.2	28.8	26.3	25.2	24.1	29.4	24.7	25.6	25.4	29.9	25.6	27.4	24.2	28.5	15.9
4. Considerable extent	18.9	17.4	20.0	18.5	22.6	18.9	17.6	18.6	21.4	19.4	16.3	17.1	19.6	21.0	21.9	6.4
5. A great extent	14.5	14.6	13.2	14.4	12.6	14.2	11.8	15.4	17.7	14.5	14.7	15.9	13.3	13.8	10.7	29.1
<i>Item 21660 Subject C01</i>	<i>N†</i>	1676	819	782	1209	348	470	578	280	1267	353	760	397	230	233	34
<b>D07B:</b> A job you COULD be happy doing for most of your life?																
1. Not at all	65.6	63.8	69.1	65.9	59.4	66.8	63.4	65.3	68.1	68.9	54.4	65.7	67.8	65.6	65.5	53.1
2. A little	11.8	10.2	12.8	12.6	10.7	11.8	13.7	12.2	8.0	11.7	12.1	11.7	11.8	13.6	10.9	11.2
3. Some extent	9.0	9.8	8.1	8.3	12.3	6.4	10.5	9.1	9.5	7.8	12.7	8.3	10.5	8.0	8.1	11.2
4. Considerable extent	7.4	9.1	5.3	7.8	7.5	8.2	6.6	8.0	6.5	6.5	10.7	6.8	6.7	7.2	9.2	9.3
5. A great extent	6.3	7.0	4.7	5.5	10.0	6.8	5.8	5.5	8.0	5.1	10.1	7.5	3.2	5.6	6.3	15.2
<i>Item 21670 Subject C01</i>	<i>N†</i>	1672	815	782	1207	347	470	576	279	1264	354	759	395	229	233	34
<b>D07C:</b> The type of work you EXPECT to be doing for most of your life?																
1. Not at all	75.8	72.0	80.9	76.8	69.2	75.8	77.2	76.4	72.5	79.4	64.3	77.2	77.5	76.2	74.0	60.0
2. A little	7.2	8.8	5.4	7.9	5.4	8.4	7.9	5.5	7.9	6.4	10.1	7.5	7.0	5.4	6.6	11.1
3. Some extent	7.1	7.6	6.3	6.8	8.1	6.1	6.3	8.2	7.3	5.5	12.6	5.4	7.4	10.9	6.2	19.1
4. Considerable extent	4.4	5.9	2.8	3.9	8.1	4.2	4.0	5.5	2.7	4.0	5.3	3.7	4.0	2.7	6.9	4.3
5. A great extent	5.5	5.8	4.6	4.7	9.3	5.5	4.6	4.3	9.6	4.7	7.7	6.2	4.0	4.8	6.3	5.5
<i>Item 21680 Subject C01</i>	<i>N†</i>	1671	812	783	1205	347	470	573	281	1268	347	754	397	228	234	35

†=excludes respondents for whom question was inappropriate.



## MONITORING THE FUTURE

QUESTIONNAIRE FORM 4 1996	TOTAL	SEX		RACE		REGION				COLLEGE PLANS?		ILLICIT DRUG USE: LIFETIME				
		M	F	White	Black	NE	NC	S	W	Yes	No	None	Mari- juana Only	Few Pills	More Pills	Any Her- oin
<i>N (Weighted No. of Cases):</i>	2464	1183	1149	1646	298	520	634	891	420	1814	474	1169	567	301	331	41
<i>% of Weighted Total:</i>	100.0	48.0	46.6	66.8	12.1	21.1	25.7	36.1	17.0	73.6	19.3	47.4	23.0	12.2	13.4	1.7
<b>D07D:</b> A good stepping-stone toward the kind of work you want in the long run?																
1. Not at all	53.9	52.0	55.6	53.6	52.3	56.6	53.7	54.9	48.6	56.0	45.9	55.2	54.5	54.5	49.4	46.7
2. A little	18.5	18.5	19.6	19.8	14.9	17.9	20.7	16.4	19.8	19.5	15.0	16.9	19.4	21.9	19.6	12.4
3. Some extent	11.6	12.6	11.3	11.0	14.8	10.3	11.0	12.3	13.0	10.6	16.1	11.2	12.9	8.6	12.5	16.3
4. Considerable extent	7.0	8.5	4.9	6.8	5.7	6.5	7.0	7.4	6.9	5.6	12.1	6.6	6.4	6.3	10.5	3.3
5. A great extent	9.0	8.4	8.6	8.8	12.3	8.8	7.6	9.0	11.7	8.4	10.9	10.0	6.8	8.7	7.9	21.4
<i>Item 21690 Subject C01</i>	<i>N†</i>	1670	816	780	1206	347	468	575	280	1265	350	755	397	228	234	34
<b>D07E:</b> The kind of work people do just for the money?																
1. Not at all	19.2	18.0	19.8	18.3	11.0	21.5	17.3	18.1	21.7	18.8	19.9	19.2	18.8	18.3	19.6	28.0
2. A little	14.4	15.0	14.1	15.0	14.7	15.1	14.0	14.1	14.9	14.0	15.3	14.2	14.1	14.9	14.1	13.5
3. Some extent	21.3	20.4	22.5	21.8	20.3	22.8	21.0	19.9	22.6	19.7	28.2	22.3	20.0	21.0	22.2	14.1
4. Considerable extent	18.1	19.9	16.6	18.5	17.5	15.2	19.7	18.7	17.9	19.9	13.4	15.7	17.6	24.3	19.9	17.1
5. A great extent	27.0	26.8	26.9	26.4	36.6	25.4	28.0	29.2	23.0	27.6	23.1	28.7	29.6	21.6	24.2	27.3
<i>Item 21700 Subject C01</i>	<i>N†</i>	1666	811	780	1199	346	464	574	282	1259	351	754	396	230	231	34
<b>D08:</b> To what extent did any high school teacher or counselor help you get this job?																
1. Not at all	83.7	82.9	85.2	87.0	71.9	86.4	87.1	79.4	83.4	85.7	77.0	82.2	84.2	89.2	84.2	88.1
2. A little	2.9	4.0	2.0	2.9	1.6	1.9	2.2	3.2	4.7	2.1	5.9	2.3	3.7	2.6	4.1	1.3
3. Some extent	4.4	5.0	3.5	3.3	7.0	3.5	4.5	4.3	5.5	3.9	5.2	4.7	3.5	4.3	3.3	6.3
4. Considerable extent	2.9	2.8	2.8	2.3	7.0	2.4	2.1	4.9	1.0	2.5	4.9	3.0	3.3	1.8	2.0	-
5. A great extent	6.1	5.4	6.5	4.5	12.5	5.8	4.1	8.2	5.4	5.8	7.0	7.7	5.3	2.2	6.5	4.3
<i>Item 21710 Subject C01, M02</i>	<i>N†</i>	1662	811	777	1198	345	461	574	282	1257	346	753	393	228	231	34
<b>D09:</b> Is (was) this job part of a work-study program?																
1. Yes	11.9	11.8	11.5	10.2	16.0	5.8	11.5	17.6	8.9	8.8	22.8	11.6	10.4	10.9	14.0	8.4
2. No	88.1	88.2	88.5	89.8	84.0	94.2	88.5	82.4	91.1	91.2	77.2	88.4	89.6	89.1	86.0	91.6
<i>Item 21720 Subject C01</i>	<i>N†</i>	1634	792	775	1182	342	452	564	276	1246	332	740	384	227	229	34
<b>D10:</b> People have different opinions about world problems. How much to you agree or disagree with each of the following statements?																
<b>D10A:</b> I feel that I can do very little to change the way the world is today																
1. Disagree	14.6	13.3	15.6	14.0	16.7	17.1	12.1	14.6	15.6	15.0	12.8	17.1	14.2	9.0	12.4	9.3
2. Mostly disagree	24.4	22.7	26.6	25.7	19.3	24.4	25.4	24.2	23.2	27.0	14.8	26.2	22.6	24.3	20.2	35.7
3. Neither	26.0	28.9	23.7	26.1	25.9	23.3	28.0	25.4	27.7	25.5	28.4	24.9	27.5	28.5	28.4	12.9
4. Mostly agree	22.9	21.5	23.6	23.5	19.0	23.3	22.7	23.4	21.9	22.7	24.7	21.2	24.5	26.0	24.0	17.2
5. Agree	12.0	13.6	10.5	10.6	19.0	11.8	11.8	12.4	11.6	9.8	19.2	10.6	11.2	12.2	14.9	24.9
<i>Item 10920 Subject I02, J</i>	<i>N</i>	2210	1061	1061	1523	444	580	798	387	1708	423	1067	519	270	289	37
<b>D10B:</b> It does little good to clean up air and water pollution because this society will not last long enough for it to matter																
1. Disagree	36.9	33.7	40.2	39.4	28.6	37.2	36.2	36.2	38.9	39.5	25.2	39.2	36.3	36.8	33.0	24.3
2. Mostly disagree	27.1	26.8	28.4	28.5	21.9	29.3	28.4	26.5	24.0	28.7	21.0	27.6	25.6	29.0	26.7	30.7
3. Neither	20.1	22.4	17.8	19.2	23.9	16.8	22.7	19.9	20.7	18.6	27.8	18.1	24.5	17.6	20.3	21.0
4. Mostly agree	9.0	9.8	7.2	7.2	15.2	8.7	7.8	9.8	9.1	7.8	14.1	8.4	7.3	10.6	11.0	14.1
5. Agree	6.9	7.4	6.3	5.8	10.4	8.0	5.0	7.6	7.3	5.3	11.9	6.6	6.3	6.0	8.9	9.9
<i>Item 10930 Subject F05, J</i>	<i>N</i>	2196	1055	1054	1513	440	574	797	385	1699	420	1067	510	270	285	38
<b>D10C:</b> When things get tough enough, we'll put our minds to it and find a technological solution																
1. Disagree	8.5	8.3	8.6	8.5	7.0	9.5	6.2	8.4	11.2	7.5	11.4	8.2	9.1	5.8	10.4	10.9
2. Mostly disagree	12.3	12.0	12.8	12.8	12.1	12.6	13.9	10.9	12.3	12.6	11.4	12.1	11.5	14.9	11.4	13.4
3. Neither	26.7	25.1	28.4	28.6	22.2	28.3	29.5	25.7	22.9	26.7	28.9	25.3	27.4	23.1	30.6	39.7
4. Mostly agree	35.0	36.5	33.9	35.0	35.5	33.6	33.1	36.9	35.3	36.4	29.9	36.6	33.9	38.6	30.8	21.7
5. Agree	17.5	18.2	16.3	15.1	23.3	16.0	17.3	18.1	18.4	16.9	18.4	17.7	18.0	17.6	16.9	14.2
<i>Item 10940 Subject I01, J</i>	<i>N</i>	2177	1049	1044	1507	436	571	787	383	1685	415	1053	507	266	286	37

†=excludes respondents for whom question was inappropriate.



DESCRIPTIVE RESULTS: 1996

171

QUESTIONNAIRE FORM 4 1996	TOTAL	SEX		RACE		REGION				COLLEGE PLANS?		ILLICIT DRUG USE: LIFETIME				
		M	F	White	Black	NE	NC	S	W	Yes	No	None	Mari- juana Only	Few Pills	More Pills	Any Her- oin
<i>N (Weighted No. of Cases):</i> <i>% of Weighted Total:</i>	2464 100.0	1183 48.0	1149 46.6	1646 66.8	298 12.1	520 21.1	634 25.7	891 36.1	420 17.0	1814 73.6	474 19.3	1169 47.4	567 23.0	301 12.2	331 13.4	41 1.7
<b>D10D:</b> When I think about all the terrible things that have been happening, it is hard for me to hold out much hope for the world																
1. Disagree	15.0	15.1	15.0	14.5	17.4	15.2	14.4	16.0	13.7	15.4	11.2	17.7	17.3	9.8	8.2	7.7
2. Mostly disagree	23.9	22.6	25.0	25.6	15.2	24.1	24.2	22.9	25.1	26.2	14.9	24.4	25.2	24.3	19.0	31.8
3. Neither	30.0	31.9	27.7	31.4	25.4	27.7	34.3	28.2	29.6	29.4	34.3	29.4	28.9	27.0	35.9	36.6
4. Mostly agree	22.2	20.8	23.9	21.3	26.1	26.0	20.3	20.5	24.1	22.0	24.7	20.7	21.2	29.3	22.5	15.5
5. Agree	8.9	9.5	8.4	7.2	15.9	7.0	6.8	12.3	7.5	7.1	15.0	7.8	7.3	9.7	14.5	8.4
<i>Item 10950 Subject J</i>	<i>N</i> 2183	1048	1051	1506	251	437	569	792	384	1688	417	1058	507	267	287	36
<b>D10E:</b> I often wonder if there is any real purpose to my life in light of the world situation																
1. Disagree	28.8	27.6	29.6	30.3	28.1	25.0	28.8	30.9	28.5	31.3	17.9	34.2	30.3	20.2	16.5	10.6
2. Mostly disagree	18.0	17.1	19.7	19.8	13.5	20.2	18.1	16.0	19.4	18.4	14.9	17.4	16.8	23.6	18.6	9.4
3. Neither	28.5	30.1	26.8	27.8	27.1	27.0	30.8	28.0	27.9	27.4	34.8	25.5	30.5	29.5	33.2	52.0
4. Mostly agree	16.1	16.5	15.5	15.2	17.8	18.4	17.4	15.1	13.8	15.3	20.6	16.3	14.6	17.1	18.2	9.1
5. Agree	8.6	8.7	8.4	6.9	13.6	9.4	4.9	10.0	10.4	7.5	11.8	6.5	7.8	9.6	13.5	18.8
<i>Item 10960 Subject J</i>	<i>N</i> 2166	1041	1041	1494	249	431	570	782	383	1676	415	1056	503	264	279	37
<b>D10F:</b> My guess is that this country will be caught up in a major world upheaval in the next 10 years																
1. Disagree	12.3	13.8	11.0	12.4	12.5	11.9	12.6	13.0	10.9	12.8	8.5	13.8	13.4	8.9	8.2	15.7
2. Mostly disagree	14.6	14.4	13.9	16.2	8.9	16.6	14.3	13.6	14.7	15.8	9.5	13.7	15.7	14.8	15.4	17.9
3. Neither	39.3	35.7	43.2	38.3	42.8	35.4	43.6	37.2	41.3	38.2	44.3	38.4	40.0	44.4	36.8	34.5
4. Mostly agree	20.3	19.9	21.1	20.3	19.0	19.8	18.2	22.1	19.9	20.4	21.0	19.7	19.0	20.3	25.0	19.0
5. Agree	13.6	16.2	10.8	12.8	16.7	16.2	11.3	14.1	13.1	12.8	16.6	14.5	12.0	11.6	14.6	13.0
<i>Item 10970 Subject J</i>	<i>N</i> 2174	1047	1043	1498	251	432	568	790	384	1681	416	1056	506	267	284	36
<b>D10G:</b> Nuclear or biological annihilation will probably be the fate of all mankind, within my lifetime																
1. Disagree	25.1	29.5	21.2	28.1	18.8	25.4	25.7	25.4	23.4	26.9	16.7	28.2	26.3	19.2	17.5	26.7
2. Mostly disagree	17.5	17.9	17.0	18.9	11.5	18.1	17.4	17.7	16.4	18.3	13.5	16.6	16.5	23.5	17.5	12.1
3. Neither	37.5	30.6	44.5	36.2	44.3	36.0	39.2	36.3	39.2	36.9	42.4	37.2	39.2	36.6	36.3	41.7
4. Mostly agree	11.6	12.2	10.7	10.0	13.3	11.8	10.7	12.0	11.9	11.1	14.6	11.9	10.2	11.6	13.3	4.9
5. Agree	8.3	9.9	6.6	6.8	12.1	8.7	7.0	8.6	9.0	6.7	12.8	6.1	7.7	9.1	15.5	14.7
<i>Item 10980 Subject J</i>	<i>N</i> 2174	1050	1041	1501	250	429	570	790	384	1680	418	1055	505	266	284	37
<b>D10H:</b> The human race has come through tough times before, and will do so again																
1. Disagree	5.7	6.9	4.2	4.6	8.3	4.9	5.8	5.9	5.9	4.7	7.4	5.3	5.4	5.4	7.3	10.6
2. Mostly disagree	8.0	8.4	7.9	7.7	8.9	9.1	7.1	8.6	7.1	7.3	11.6	8.6	4.5	10.2	8.2	12.2
3. Neither	26.8	25.1	28.3	26.8	25.5	24.7	27.8	25.2	31.0	25.7	33.0	26.1	28.3	27.8	26.4	28.5
4. Mostly agree	32.5	31.0	34.5	33.5	27.0	34.5	36.1	29.3	31.5	34.0	26.2	33.7	31.2	36.0	27.7	24.3
5. Agree	27.0	28.6	25.2	27.4	30.2	26.8	23.2	31.0	24.5	28.2	21.8	26.3	30.6	20.5	30.4	24.4
<i>Item 10990 Subject J</i>	<i>N</i> 2170	1043	1043	1498	249	431	569	786	384	1676	418	1053	506	265	284	37
The next questions are about alcohol use—this time asking separately about beer, wine, wine coolers, and hard liquor.																
<b>D11:</b> On how many occasions (if any) have you had beer to drink . . .																
<b>D11A:</b> . . . in your lifetime?																
1. 0 occasions	22.2	19.2	25.3	19.7	30.8	14.8	23.0	23.3	27.5	22.9	19.8	41.3	3.8	9.7	2.3	12.4
2. 1-2	10.3	7.3	12.8	8.7	16.1	10.2	10.0	10.7	9.8	10.3	9.7	13.1	9.4	7.6	5.5	3.3
3. 3-5	11.1	9.8	13.0	10.4	12.7	9.1	9.7	13.8	10.0	11.4	10.2	12.2	13.2	10.7	4.2	4.9
4. 6-9	8.3	7.2	9.7	9.0	7.7	7.5	9.7	8.1	7.4	8.1	9.9	8.0	9.2	8.6	8.1	2.5
5. 10-19	10.3	10.3	10.3	10.5	11.6	11.6	8.8	10.9	10.0	10.3	10.6	8.3	16.0	10.9	8.1	6.4
6. 20-39	11.9	12.2	11.6	13.7	9.0	18.2	10.8	10.1	10.5	11.9	12.9	7.9	17.7	16.1	12.4	8.7
7. 40 or more	25.8	34.0	17.4	28.1	12.1	28.5	28.0	23.1	24.9	25.2	27.1	9.2	30.9	36.4	59.4	61.7
<i>Item 11000 Subject A01a</i>	<i>N</i> 2013	967	969	1416	225	400	528	740	345	1555	388	931	487	256	278	36



## MONITORING THE FUTURE

QUESTIONNAIRE FORM 4 1996	TOTAL	SEX		RACE		REGION				COLLEGE PLANS?		ILLICIT DRUG USE: LIFETIME				
		M	F	White	Black	NE	NC	S	W	Yes	No	None	Mari- juana Only	Few Pills	More Pills	Any Her- oin
<i>N (Weighted No. of Cases):</i>	2464	1183	1149	1646	298	520	634	891	420	1814	474	1169	567	301	331	41
<i>% of Weighted Total:</i>	100.0	48.0	46.6	66.8	12.1	21.1	25.7	36.1	17.0	73.6	19.3	47.4	23.0	12.2	13.4	1.7
<b>D11B:</b> . . . during the last 12 months?																
1. 0 occasions	33.2	26.7	39.5	28.1	52.4	25.1	31.2	35.4	41.0	33.8	31.0	53.4	16.1	19.6	8.0	15.6
2. 1-2	15.5	13.6	17.9	15.5	16.4	14.3	17.8	15.9	12.7	14.6	18.7	18.0	15.5	12.8	9.5	20.6
3. 3-5	10.5	10.7	10.4	11.0	10.1	8.9	10.2	11.0	11.7	10.6	11.2	8.3	15.6	11.8	8.4	-
4. 6-9	10.0	10.4	9.8	11.1	5.8	14.8	8.8	9.2	8.1	9.8	10.5	8.2	10.6	16.8	9.8	10.7
5. 10-19	11.3	12.4	9.8	12.2	7.4	14.1	9.4	10.9	11.5	11.6	11.0	5.9	17.7	13.2	16.2	14.8
6. 20-39	9.1	10.8	7.4	10.0	5.3	9.3	11.0	9.5	4.9	9.8	5.8	3.4	13.7	12.5	17.1	10.3
7. 40 or more	10.4	15.3	5.1	12.1	2.6	13.5	11.4	8.0	10.2	10.0	11.8	2.8	10.8	13.4	30.9	28.0
<i>Item 11010 Subject A01b</i>	<i>N</i> 1993	958	961	1409	219	398	525	729	341	1542	386	927	477	256	274	35
<b>D11C:</b> . . . during the last 30 days?																
1. 0 occasions	53.1	46.5	59.8	48.7	70.3	43.1	51.9	55.6	61.2	53.0	53.8	74.1	39.3	36.3	25.6	25.8
2. 1-2	17.3	16.4	18.8	18.7	12.5	21.3	16.3	17.1	14.9	17.6	16.5	14.0	21.5	23.6	14.6	19.9
3. 3-5	11.5	14.9	8.3	13.1	5.7	15.2	11.0	11.4	8.4	11.1	12.5	6.8	16.5	17.4	14.1	10.7
4. 6-9	8.2	10.0	6.6	8.4	7.7	6.9	10.2	7.2	8.9	8.7	6.8	1.9	14.0	8.8	16.3	22.2
5. 10-19	6.7	7.1	5.1	7.6	2.1	8.8	7.1	6.0	5.2	6.5	6.6	1.9	6.6	12.2	18.4	8.2
6. 20-39	1.4	2.0	0.8	1.7	-	1.9	1.6	1.4	0.6	1.5	1.2	0.4	0.6	0.7	6.7	3.2
7. 40 or more	1.8	3.0	0.6	1.7	1.6	2.9	2.1	1.3	0.9	1.6	2.5	1.0	1.5	1.0	4.4	9.9
<i>Item 11020 Subject A01c</i>	<i>N</i> 1991	960	959	1408	219	394	525	731	340	1541	385	925	475	255	277	36
<b>D12:</b> Think back over the LAST TWO WEEKS. How many times have you had five or more 12-ounce cans of beer (or the equivalent) in a row?																
1. None	70.8	61.3	80.8	68.0	84.9	64.6	70.1	72.5	75.5	71.2	70.6	89.0	61.8	56.8	40.6	46.6
2. Once	8.6	11.0	6.7	9.3	6.0	12.1	7.9	8.0	6.9	8.8	7.6	4.8	11.6	13.8	11.6	9.9
3. Twice	8.1	10.9	5.3	8.7	4.1	8.9	8.3	7.4	8.5	7.8	7.8	3.2	9.4	15.7	15.9	7.2
4. Three to five times	7.5	9.2	5.0	8.4	3.6	8.0	8.6	7.6	5.1	7.8	7.0	1.8	12.4	7.6	17.7	15.9
5. Six to nine times	2.8	3.8	1.5	3.4	0.4	3.4	2.5	2.8	2.5	2.4	3.7	0.7	3.2	3.6	7.3	6.1
6. Ten or more times	2.2	3.8	0.6	2.2	1.0	3.0	2.7	1.7	1.5	2.0	3.3	0.5	1.5	2.5	6.8	14.3
<i>Item 11030 Subject A01d</i>	<i>N</i> 1975	940	959	1395	220	390	525	721	338	1533	373	918	476	251	269	37
<b>D13:</b> On how many occasions (if any) have you had wine cooler(s) to drink . . .																
<b>D13A:</b> . . . in your lifetime?																
1. 0 occasions	29.3	37.2	21.2	28.8	28.6	28.1	27.5	26.3	39.6	30.1	25.7	45.9	15.7	14.6	13.0	11.5
2. 1-2	18.4	20.1	16.5	19.2	19.0	18.4	21.8	18.1	13.9	18.2	18.4	21.5	18.9	14.4	13.3	3.8
3. 3-5	16.4	16.1	16.9	15.2	22.3	12.9	15.9	19.3	15.0	16.7	15.0	13.0	19.2	24.4	15.7	3.4
4. 6-9	11.8	7.1	16.8	12.0	10.5	11.8	10.8	12.3	12.1	11.4	14.7	8.6	16.8	13.2	12.0	15.0
5. 10-19	10.9	7.0	14.6	10.7	10.4	13.8	9.5	11.2	8.7	10.7	10.8	5.1	16.4	15.8	17.0	4.1
6. 20-39	6.9	5.2	8.6	7.7	3.7	6.4	8.6	6.6	5.5	6.8	7.6	2.9	8.0	10.7	14.9	7.9
7. 40 or more	6.4	7.2	5.4	6.4	5.5	8.4	5.8	6.2	5.2	6.1	7.9	3.0	5.1	6.9	14.0	54.3
<i>Item 22620 Subject A01a</i>	<i>N</i> 2009	971	962	1412	226	402	527	733	347	1550	389	926	488	262	274	34
<b>D13B:</b> . . . during the last 12 months?																
1. 0 occasions	50.4	59.6	40.8	48.8	57.5	48.8	49.4	47.4	60.0	50.3	49.5	65.3	37.1	39.8	35.1	34.3
2. 1-2	21.9	19.6	24.3	23.2	16.6	20.3	24.1	22.6	18.7	21.7	23.0	19.6	28.5	25.0	18.4	2.3
3. 3-5	11.5	7.7	15.9	11.1	12.7	11.3	11.6	12.1	10.4	11.2	13.2	7.4	15.3	14.1	14.1	19.3
4. 6-9	7.0	4.8	9.4	7.4	6.3	8.5	5.6	8.1	5.0	7.7	4.7	4.3	9.4	7.6	12.1	5.4
5. 10-19	5.0	4.3	5.6	5.4	2.7	6.8	5.3	4.4	3.9	5.0	5.3	1.3	6.5	9.3	10.7	12.4
6. 20-39	2.2	1.2	2.9	2.2	2.0	2.2	1.5	3.0	1.4	2.3	1.3	0.8	2.3	2.5	5.9	1.8
7. 40 or more	2.0	2.9	1.1	1.9	2.2	2.2	2.5	2.4	0.4	1.8	3.0	1.4	0.9	1.7	3.6	24.6
<i>Item 22630 Subject A01b</i>	<i>N</i> 1986	958	951	1397	222	400	522	721	344	1536	382	918	482	258	269	35
<b>D13C:</b> . . . during the last 30 days?																
1. 0 occasions	79.3	82.3	76.4	79.4	75.2	78.9	79.1	76.9	85.1	79.1	80.0	87.7	73.5	73.0	68.5	64.2
2. 1-2	13.3	11.4	15.3	13.6	15.0	13.3	13.5	15.0	9.6	13.5	12.2	9.0	18.5	16.4	17.6	6.3
3. 3-5	3.4	2.7	4.4	3.5	2.7	4.0	3.1	3.5	3.1	3.5	3.5	1.9	4.1	5.1	5.3	4.1
4. 6-9	2.0	1.5	2.4	1.9	3.6	1.7	2.4	1.9	1.9	2.2	0.9	0.2	3.5	3.7	3.0	9.6
5. 10-19	1.3	1.2	1.2	1.0	2.6	1.1	1.3	1.8	0.3	1.2	1.9	0.7	0.1	1.8	4.0	7.7
6. 20-39	0.2	0.1	0.2	0.2	0.4	0.1	0.2	0.2	-	0.2	0.1	0.1	0.1	-	0.3	-
7. 40 or more	0.6	0.8	0.1	0.5	0.4	0.9	0.4	0.8	-	0.3	1.4	0.4	0.2	-	1.2	7.9
<i>Item 22640 Subject A01c</i>	<i>N</i> 1986	958	950	1396	222	401	520	721	344	1534	383	917	481	258	269	34



## DESCRIPTIVE RESULTS: 1996

173

QUESTIONNAIRE FORM 4 1996	TOTAL	SEX		RACE		REGION				COLLEGE PLANS?		ILLCIT DRUG USE: LIFETIME					
		M	F	White	Black	NE	NC	S	W	Yes	No	None	Mari- juana Only	Few Pills	More Pills	Any Her- oin	
<i>N (Weighted No. of Cases):</i>	2464	1183	1149	1646	298	520	634	891	420	1814	474	1169	567	301	331	41	
<i>% of Weighted Total:</i>	100.0	48.0	46.6	66.8	12.1	21.1	25.7	36.1	17.0	73.6	19.3	47.4	23.0	12.2	13.4	1.7	
<b>D14:</b> Think back over the LAST TWO WEEKS. How many times have you had five or more 12-ounce bottles of wine cooler (or the equivalent) in a row?																	
1. None	91.6	93.1	90.3	92.1	88.3	90.2	90.8	91.3	95.2	91.7	91.2	96.8	88.5	88.0	83.8	79.1	
2. Once	3.1	2.3	3.7	3.2	2.4	4.0	2.5	3.4	2.2	3.1	3.2	0.5	6.0	4.6	6.1		
3. Twice	2.9	2.8	2.7	2.5	5.2	3.3	3.8	2.9	0.9	2.6	3.4	2.0	3.1	4.5	4.1	4.7	
4. Three to five times	1.8	1.0	2.7	1.8	2.7	1.7	2.1	1.7	1.5	1.9	1.3	0.5	2.1	2.6	4.4	8.0	
5. Six to nine times	0.3	0.4	0.3	0.3	0.8	0.7	0.3	0.2	0.2	0.4	0.3	0.1	0.3	0.3	1.4	-	
6. Ten or more times	0.3	0.4	0.2	0.1	0.6	0.1	0.5	0.4	-	0.3	0.5	0.2	0.1	-	0.2	8.2	
<i>Item 22650 Subject A01d</i>	<i>N</i>	<i>1940</i>	<i>938</i>	<i>929</i>	<i>1370</i>	<i>211</i>	<i>379</i>	<i>510</i>	<i>712</i>	<i>340</i>	<i>1510</i>	<i>366</i>	<i>910</i>	<i>468</i>	<i>250</i>	<i>255</i>	<i>33</i>
<b>D15:</b> On how many occasions (if any) have you had wine to drink, not counting wine coolers . . .																	
<b>D15A:</b> . . . in your lifetime?																	
1. 0 occasions	37.5	39.7	35.4	34.5	53.8	33.1	36.9	39.6	39.0	36.1	41.2	56.0	25.0	25.0	11.0	6.2	
2. 1-2	20.6	17.6	23.4	21.9	15.8	18.0	23.3	20.5	19.8	20.5	23.1	18.9	24.0	25.7	18.8	2.3	
3. 3-5	15.1	13.0	17.2	16.1	9.5	16.0	16.5	14.1	13.8	16.4	10.0	10.2	20.4	15.5	21.2	15.9	
4. 6-9	10.1	11.5	9.3	10.0	7.7	10.1	10.3	10.8	8.0	9.9	10.5	6.6	12.8	11.9	16.1	12.9	
5. 10-19	7.6	8.2	7.2	8.0	6.1	11.0	6.9	6.8	6.6	7.9	6.5	4.1	8.8	11.0	13.9	15.5	
6. 20-39	4.1	4.3	3.7	4.8	2.5	3.9	3.2	4.8	4.5	4.2	4.4	1.9	4.4	6.4	7.7	8.8	
7. 40 or more	4.9	5.6	3.8	4.5	4.7	7.9	2.8	3.4	8.3	5.0	4.3	2.3	4.6	4.4	11.3	38.4	
<i>Item 11040 Subject A01a</i>	<i>N</i>	<i>2003</i>	<i>965</i>	<i>964</i>	<i>1412</i>	<i>228</i>	<i>388</i>	<i>532</i>	<i>739</i>	<i>344</i>	<i>1547</i>	<i>387</i>	<i>929</i>	<i>487</i>	<i>258</i>	<i>270</i>	<i>33</i>
<b>D15B:</b> . . . during the last 12 months?																	
1. 0 occasions	55.7	55.7	55.8	53.0	65.7	47.9	57.6	57.1	58.8	53.8	61.8	71.2	45.0	48.3	31.6	26.6	
2. 1-2	22.9	21.9	23.8	24.6	19.3	24.0	26.5	20.5	21.2	23.1	22.4	17.2	30.5	25.7	28.8	17.2	
3. 3-5	9.5	9.8	9.7	10.1	4.4	11.6	6.7	10.9	8.5	10.0	8.2	5.9	11.2	8.9	18.1	10.9	
4. 6-9	5.8	5.8	5.6	5.8	6.5	6.4	4.2	6.7	5.3	6.6	2.9	3.2	7.2	9.0	8.5	14.6	
5. 10-19	3.7	3.8	3.7	4.1	2.7	5.1	2.9	3.8	3.0	4.1	2.6	1.6	4.4	5.1	6.2	20.1	
6. 20-39	1.0	1.0	0.8	1.0	0.4	1.9	0.7	0.4	1.7	1.1	0.5	0.1	0.9	2.1	2.7	1.9	
7. 40 or more	1.4	2.0	0.7	1.5	1.0	3.0	1.4	0.5	1.5	1.2	1.7	0.8	0.8	0.9	4.0	8.6	
<i>Item 11050 Subject A01b</i>	<i>N</i>	<i>1995</i>	<i>956</i>	<i>964</i>	<i>1406</i>	<i>226</i>	<i>391</i>	<i>529</i>	<i>735</i>	<i>340</i>	<i>1545</i>	<i>381</i>	<i>926</i>	<i>485</i>	<i>255</i>	<i>271</i>	<i>33</i>
<b>D15C:</b> . . . during the last 30 days?																	
1. 0 occasions	81.7	81.9	81.8	81.0	86.1	76.6	86.9	80.0	83.2	80.7	85.5	88.3	81.3	78.1	69.0	44.8	
2. 1-2	12.7	12.2	13.2	13.7	8.2	14.4	9.3	14.6	11.9	13.4	10.7	9.8	12.3	13.5	19.5	30.9	
3. 3-5	2.7	2.5	2.8	2.5	2.3	4.2	1.3	3.0	2.3	3.0	1.5	1.0	3.0	4.6	5.3	5.5	
4. 6-9	1.4	1.1	1.7	1.3	2.0	1.5	1.6	1.3	1.3	1.6	0.3	0.3	2.3	2.9	2.1	5.3	
5. 10-19	0.6	0.9	0.2	0.8	-	1.7	0.2	0.3	0.5	0.5	0.8	-	0.4	0.9	1.7	8.9	
6. 20-39	0.2	0.2	0.2	0.1	0.4	0.4	-	0.1	0.5	0.2	-	0.1	0.3	-	0.3	-	
7. 40 or more	0.7	1.2	0.1	0.6	1.0	1.3	0.7	0.5	0.2	0.5	1.1	0.4	0.4	-	2.0	4.7	
<i>Item 11060 Subject A01c</i>	<i>N</i>	<i>1990</i>	<i>957</i>	<i>958</i>	<i>1402</i>	<i>226</i>	<i>389</i>	<i>532</i>	<i>730</i>	<i>338</i>	<i>1539</i>	<i>382</i>	<i>921</i>	<i>484</i>	<i>258</i>	<i>269</i>	<i>34</i>
<b>D16:</b> Think back over the LAST TWO WEEKS. How many times have you had five or more 4-ounce glasses of wine in a row (or the equivalent, which is about three-fourths of a bottle)?																	
1. None	93.0	91.7	94.3	93.2	95.4	89.8	94.3	93.3	93.9	92.8	94.3	97.4	91.1	92.7	85.5	69.5	
2. Once	3.8	4.2	3.5	4.0	1.7	4.6	2.5	4.8	2.6	4.2	2.0	1.3	6.0	2.6	8.4	3.5	
3. Twice	1.7	1.9	1.6	1.5	1.3	2.3	1.6	1.4	1.7	1.5	2.2	1.0	1.2	3.1	2.7	7.6	
4. Three to five times	0.7	0.8	0.5	0.5	0.5	1.0	0.6	0.3	1.4	0.8	0.2	0.1	1.2	1.3	0.7	5.7	
5. Six to nine times	0.3	0.3	-	0.2	-	1.1	-	-	0.3	0.3	0.1	-	-	0.3	1.0	5.1	
6. Ten or more times	0.6	1.1	0.1	0.5	1.1	1.3	0.9	0.2	0.2	0.5	1.1	0.2	0.4	-	1.8	8.7	
<i>Item 11070 Subject A01d</i>	<i>N</i>	<i>1950</i>	<i>937</i>	<i>942</i>	<i>1375</i>	<i>216</i>	<i>378</i>	<i>514</i>	<i>718</i>	<i>340</i>	<i>1516</i>	<i>367</i>	<i>920</i>	<i>471</i>	<i>247</i>	<i>258</i>	<i>31</i>
These next questions are about hard liquor. (Hard liquor includes whiskey, Scotch, bourbon, gin, vodka, rum, etc., or mixed drinks made with liquor.)																	
<b>D17:</b> On how many occasions (if any) have you had liquor to drink . . .																	



## MONITORING THE FUTURE

QUESTIONNAIRE FORM 4 1996	TOTAL	SEX		RACE		REGION				COLLEGE PLANS?		ILLICIT DRUG USE: LIFETIME				
		M	F	White	Black	NE	NC	S	W	Yes	No	None	Mari- juana Only	Few Pills	More Pills	Any Her- oin
<i>N (Weighted No. of Cases):</i>	2464	1183	1149	1646	298	520	634	891	420	1814	474	1169	567	301	331	41
<i>% of Weighted Total:</i>	100.0	48.0	46.6	66.8	12.1	21.1	25.7	36.1	17.0	73.6	19.3	47.4	23.0	12.2	13.4	1.7
<b>D17A:</b> . . . in your lifetime?																
1. 0 occasions	26.9	27.1	26.2	23.0	40.5	21.1	24.4	28.0	34.9	27.6	23.3	46.9	11.4	8.5	4.6	1.4
2. 1-2	14.0	11.3	16.9	13.4	16.4	15.1	14.0	14.6	11.5	14.3	12.8	17.8	14.0	11.4	5.0	4.1
3. 3-5	11.5	11.4	11.8	12.2	12.8	10.1	11.2	13.0	10.3	10.7	16.3	11.4	13.5	12.0	9.5	-
4. 6-9	10.9	9.9	12.4	11.4	9.9	9.8	12.8	10.3	10.6	11.1	10.7	6.5	19.3	13.2	8.9	2.6
5. 10-19	13.6	13.4	13.9	15.0	8.0	14.3	13.5	14.1	11.8	14.2	11.2	8.3	19.4	16.4	19.6	13.1
6. 20-39	11.6	13.3	10.0	12.7	7.8	13.6	10.6	11.5	10.9	10.9	12.6	6.1	12.6	18.9	22.3	12.2
7. 40 or more	11.6	13.7	8.8	12.3	4.5	16.0	13.4	8.7	10.0	11.2	13.2	3.0	9.8	19.6	30.2	66.6
<i>Item 11080 Subject A01a</i>	<i>N</i> 1997	961	958	1410	223	394	526	737	340	1543	385	928	484	256	271	35
<b>D17B:</b> . . . during the last 12 months?																
1. 0 occasions	39.1	37.7	40.0	34.1	56.7	32.7	35.7	40.1	49.3	39.2	37.7	59.8	24.6	21.0	12.4	8.9
2. 1-2	17.6	16.3	19.1	19.5	11.5	17.5	20.9	16.2	15.9	17.1	20.7	18.4	19.5	17.0	13.8	12.8
3. 3-5	14.1	14.6	14.5	14.4	16.7	13.0	13.1	16.2	12.7	14.0	15.7	10.9	20.7	16.5	13.1	4.2
4. 6-9	10.3	9.3	11.4	10.8	7.9	11.1	9.8	10.8	9.0	10.7	8.3	4.3	16.4	13.7	16.2	9.9
5. 10-19	9.9	11.4	8.4	11.3	4.3	11.9	12.1	9.0	6.4	10.5	7.6	4.3	12.2	16.6	18.4	22.2
6. 20-39	5.0	5.3	4.1	5.7	1.0	7.6	4.2	4.8	3.6	4.9	4.7	1.5	4.3	9.7	13.4	11.9
7. 40 or more	3.9	5.3	2.5	4.2	1.9	6.2	4.3	2.9	3.2	3.7	5.4	0.9	2.2	5.5	12.7	30.0
<i>Item 11090 Subject A01b</i>	<i>N</i> 1983	952	957	1402	221	390	525	732	336	1531	382	925	479	254	267	34
<b>D17C:</b> . . . during the last 30 days?																
1. 0 occasions	65.3	63.6	67.4	62.6	73.8	59.1	63.8	66.4	72.2	65.9	64.2	83.0	58.7	47.8	38.2	17.7
2. 1-2	17.2	17.1	18.1	18.3	18.3	18.1	17.1	18.0	14.9	16.2	20.0	11.7	21.8	24.6	21.3	22.0
3. 3-5	8.9	10.4	6.5	10.3	3.5	11.3	9.5	8.0	7.2	9.5	7.2	2.7	11.7	18.5	13.3	22.6
4. 6-9	3.9	3.3	4.5	3.5	2.6	5.0	3.4	3.7	3.6	3.8	3.0	0.9	4.7	3.8	11.8	13.1
5. 10-19	2.9	3.6	2.2	3.5	1.1	3.6	3.8	2.3	1.7	3.0	2.7	1.1	2.4	3.6	8.2	12.0
6. 20-39	0.9	0.5	1.0	0.8	0.2	1.2	1.0	0.8	0.4	0.9	1.1	0.2	0.3	1.2	3.9	3.3
7. 40 or more	1.0	1.6	0.3	0.9	0.5	1.7	1.4	0.7	0.1	0.8	1.8	0.4	0.4	0.5	3.3	9.3
<i>Item 11100 Subject A01c</i>	<i>N</i> 1974	945	955	1395	221	390	520	728	336	1523	383	924	478	253	261	34
<b>D18:</b> Think back over the LAST TWO WEEKS. How many times have you had five or more mixed drinks or shot glasses of hard liquor in a row?																
1. None	78.4	75.4	82.3	77.2	84.3	74.6	78.0	78.1	83.7	78.6	78.9	92.7	73.1	65.8	55.1	30.5
2. Once	9.0	10.3	8.1	9.2	11.7	8.3	8.6	9.4	9.4	8.7	9.1	4.0	11.9	14.4	14.7	26.2
3. Twice	5.2	6.1	3.9	6.0	1.6	6.8	3.6	6.3	3.5	5.6	2.9	1.0	8.7	10.5	10.0	1.2
4. Three to five times	4.5	4.7	3.9	4.6	1.2	5.6	4.9	4.5	2.6	4.6	4.3	1.0	4.1	6.0	12.5	21.8
5. Six to nine times	1.6	1.5	1.4	1.6	0.8	2.0	2.3	1.5	0.4	1.2	3.3	0.9	0.8	2.5	3.9	7.5
6. Ten or more times	1.3	2.0	0.5	1.4	0.5	2.6	2.6	0.2	0.5	1.3	1.5	0.4	1.4	0.9	3.8	12.9
<i>Item 11110 Subject A01d</i>	<i>N</i> 1904	917	918	1351	208	371	501	700	332	1490	352	906	440	249	257	32
These next questions ask for your opinions about the military services in the United States.																
<b>E01:</b> To what extent do you think the following opportunities are available to people who work in the military services?																
<b>E01A:</b> A chance to get ahead																
1. To a very little extent	10.3	12.8	6.9	9.9	11.7	11.7	8.5	10.1	12.1	9.0	14.5	9.0	13.3	7.5	11.2	10.2
2. To a little extent	10.9	13.1	8.8	11.5	6.4	10.0	12.0	9.4	13.3	11.6	8.7	10.0	10.4	10.3	13.6	22.7
3. To some extent	41.7	41.2	42.9	42.8	37.2	39.5	45.8	37.7	46.2	43.7	34.6	42.4	42.0	43.6	39.7	26.2
4. To a great extent	21.7	19.9	24.4	21.3	20.6	23.9	19.4	23.1	19.7	21.9	20.3	23.4	19.1	22.5	19.4	18.4
5. To a very great extent	15.4	13.1	17.1	14.5	24.2	14.9	14.3	19.7	8.8	13.8	21.9	15.1	15.2	16.0	16.2	22.4
<i>Item 11120 Subject L04</i>	<i>N</i> 2124	1027	1015	1474	245	414	562	774	373	1638	412	1040	492	262	264	37
<b>E01B:</b> A chance to get more education																
1. To a very little extent	6.3	9.4	3.0	6.1	7.5	7.4	4.9	5.5	9.0	5.5	8.4	4.5	10.1	3.9	8.2	8.1
2. To a little extent	9.7	12.0	6.9	9.9	9.1	8.7	10.3	9.0	11.3	10.2	6.6	8.9	10.8	13.4	5.0	21.1
3. To some extent	33.1	31.7	34.7	33.8	27.4	34.5	34.8	30.5	34.3	33.9	30.3	33.9	29.3	33.6	39.7	19.4
4. To a great extent	30.7	30.3	32.3	31.0	27.1	30.0	31.5	31.0	29.6	31.2	30.1	31.9	30.7	28.0	27.8	34.3
5. To a very great extent	20.2	16.6	23.1	19.1	28.9	19.4	18.6	24.0	15.7	19.2	24.6	20.7	19.2	21.1	19.4	17.1
<i>Item 11130 Subject B10, L04</i>	<i>N</i> 2117	1024	1013	1468	243	413	562	770	371	1632	411	1038	489	261	266	37



DESCRIPTIVE RESULTS: 1996

175

QUESTIONNAIRE FORM 4 1996	TOTAL	SEX		RACE		REGION				COLLEGE PLANS?		ILLICIT DRUG USE: LIFETIME				
		M	F	White	Black	NE	NC	S	W	Yes	No	None	Mari- juana Only	Few Pills	More Pills	Any Her- oin
<i>N (Weighted No. of Cases):</i> <i>% of Weighted Total:</i>	2464 100.0	1183 48.0	1149 46.6	1646 66.8	298 12.1	520 21.1	634 25.7	891 36.1	420 17.0	1814 73.6	474 19.3	1169 47.4	567 23.0	301 12.2	331 13.4	41 1.7
<b>E01C:</b> A chance to advance to a more responsible position																
1. To a very little extent	6.8	8.8	3.9	6.6	6.3	6.6	5.8	6.3	9.4	5.7	9.3	4.9	9.4	5.5	9.8	5.7
2. To a little extent	8.3	9.6	7.2	8.4	6.9	8.8	7.4	8.2	9.5	8.0	9.5	8.2	7.1	8.4	8.5	28.0
3. To some extent	29.8	29.7	29.9	30.8	24.7	29.2	30.6	28.1	32.4	31.1	26.9	29.3	31.6	31.4	28.7	21.2
4. To a great extent	34.0	34.0	35.2	35.0	27.1	34.2	37.6	31.7	33.0	34.3	31.7	35.4	31.0	34.8	35.3	19.0
5. To a very great extent	21.2	18.0	23.8	19.2	35.1	21.3	18.6	25.6	15.6	20.9	22.7	22.3	21.0	19.8	17.6	26.1
<i>Item 11140 Subject L04</i>	<i>N 2115</i>	<i>1022</i>	<i>1013</i>	<i>1466</i>	<i>243</i>	<i>412</i>	<i>562</i>	<i>769</i>	<i>372</i>	<i>1631</i>	<i>410</i>	<i>1038</i>	<i>489</i>	<i>261</i>	<i>264</i>	<i>37</i>
<b>E01D:</b> A chance to have a personally more fulfilling job																
1. To a very little extent	8.8	12.5	4.8	8.6	9.5	9.3	6.8	9.4	9.9	7.9	10.6	6.9	10.2	7.9	11.7	18.5
2. To a little extent	14.5	14.0	14.9	15.2	11.9	13.5	15.0	13.0	18.4	15.0	12.8	13.3	14.9	19.6	12.4	25.1
3. To some extent	36.2	34.8	37.4	36.9	30.0	35.8	33.6	35.9	41.1	37.9	30.8	38.2	35.8	34.1	35.5	22.3
4. To a great extent	24.8	23.9	26.8	25.3	22.9	25.8	30.0	22.9	19.5	24.7	26.0	26.2	25.1	20.5	23.3	16.9
5. To a very great extent	15.7	14.8	16.1	14.1	25.8	15.6	14.5	18.8	11.1	14.6	19.7	15.4	14.0	18.0	17.1	17.1
<i>Item 11150 Subject C05, L04</i>	<i>N 2112</i>	<i>1020</i>	<i>1012</i>	<i>1464</i>	<i>243</i>	<i>411</i>	<i>560</i>	<i>771</i>	<i>371</i>	<i>1634</i>	<i>405</i>	<i>1038</i>	<i>489</i>	<i>257</i>	<i>263</i>	<i>37</i>
<b>E01E:</b> A chance to get their ideas heard																
1. To a very little extent	20.5	24.5	15.9	21.3	18.3	22.0	17.6	21.2	21.6	21.0	17.2	18.5	22.5	20.6	24.2	28.1
2. To a little extent	20.8	22.3	19.9	21.5	17.0	18.5	18.1	20.9	27.2	21.8	16.9	20.0	21.2	25.7	20.3	14.8
3. To some extent	34.3	30.4	38.0	34.2	28.8	37.3	36.5	31.6	33.2	35.3	32.5	38.6	30.2	31.6	29.7	17.2
4. To a great extent	14.0	12.6	15.7	14.0	14.5	13.5	17.5	13.2	10.8	12.6	19.3	13.8	14.5	10.7	15.5	12.4
5. To a very great extent	10.5	10.3	10.5	9.0	21.4	8.7	10.4	13.1	7.1	9.3	14.2	9.2	11.6	11.4	10.4	27.4
<i>Item 11160 Subject L04</i>	<i>N 2094</i>	<i>1013</i>	<i>1002</i>	<i>1454</i>	<i>240</i>	<i>407</i>	<i>553</i>	<i>765</i>	<i>368</i>	<i>1615</i>	<i>407</i>	<i>1029</i>	<i>479</i>	<i>260</i>	<i>264</i>	<i>35</i>
<b>E02:</b> To what extent is it likely that a person in the military can get things changed and set right if treated unjustly by a superior?																
1. To a very little extent	24.4	26.8	21.9	26.9	15.0	26.1	23.3	23.9	25.1	25.2	21.5	23.2	25.8	25.5	25.7	25.5
2. To a little extent	26.5	26.7	27.0	28.7	17.2	27.0	29.0	22.4	30.9	27.4	24.1	26.9	26.4	24.7	29.1	16.8
3. To some extent	32.9	30.9	35.4	30.9	37.8	32.1	32.3	35.0	30.0	33.1	32.7	35.2	30.8	30.8	32.2	15.9
4. To a great extent	11.2	10.8	11.2	9.9	17.9	8.9	11.0	12.7	11.0	10.0	14.3	10.9	10.9	14.6	7.5	16.0
5. To a very great extent	5.0	4.7	4.6	3.7	12.2	5.9	4.4	6.0	3.0	4.3	7.4	3.8	6.1	4.4	5.5	25.8
<i>Item 11170 Subject L04</i>	<i>N 2094</i>	<i>1008</i>	<i>1002</i>	<i>1451</i>	<i>243</i>	<i>403</i>	<i>559</i>	<i>766</i>	<i>366</i>	<i>1614</i>	<i>410</i>	<i>1022</i>	<i>489</i>	<i>259</i>	<i>260</i>	<i>38</i>
<b>E03:</b> To what extent do you think there is any discrimination against women who are in the armed services?																
1. To a very little extent	11.1	15.2	6.3	11.7	9.1	10.5	12.3	11.3	9.9	9.2	17.7	9.9	12.9	6.8	16.1	17.2
2. To a little extent	17.4	18.5	16.8	18.4	16.6	18.6	17.6	15.5	20.0	16.6	20.1	19.3	13.4	18.8	15.7	19.2
3. To some extent	37.0	39.2	35.5	36.7	37.2	33.0	35.7	39.9	37.5	38.4	32.8	37.3	38.7	36.3	37.0	24.4
4. To a great extent	21.1	17.0	24.9	21.8	18.0	23.6	21.5	19.5	21.0	22.5	17.0	21.0	20.4	21.9	19.8	27.4
5. To a very great extent	13.3	10.2	16.5	11.5	19.2	14.3	13.0	13.9	11.6	13.3	12.5	12.5	14.6	16.1	11.3	11.9
<i>Item 11180 Subject D06, L04</i>	<i>N 2089</i>	<i>1004</i>	<i>1003</i>	<i>1450</i>	<i>242</i>	<i>403</i>	<i>560</i>	<i>765</i>	<i>362</i>	<i>1610</i>	<i>408</i>	<i>1020</i>	<i>486</i>	<i>260</i>	<i>262</i>	<i>36</i>
<b>E04:</b> To what extent do you think there is any discrimination against African American people who are in the armed services?																
1. To a very little extent	25.9	31.8	19.9	28.6	16.3	23.5	26.5	27.0	25.4	24.3	31.6	25.7	24.3	25.1	31.4	21.5
2. To a little extent	22.9	21.3	24.1	24.0	15.3	23.8	20.8	22.0	26.9	22.9	23.9	21.0	21.2	36.8	17.4	34.9
3. To some extent	34.1	32.9	36.1	34.0	32.8	33.8	34.8	33.8	34.0	35.8	28.3	35.7	36.0	23.2	38.1	20.9
4. To a great extent	10.5	8.1	12.8	9.5	18.5	12.5	11.8	8.9	9.7	11.1	7.7	11.0	12.4	7.4	8.0	16.2
5. To a very great extent	6.6	5.8	7.1	4.0	17.1	6.4	6.0	8.2	4.1	5.9	8.6	6.6	6.0	7.5	5.1	6.5
<i>Item 11190 Subject L04, N02</i>	<i>N 2088</i>	<i>1008</i>	<i>998</i>	<i>1447</i>	<i>241</i>	<i>401</i>	<i>559</i>	<i>764</i>	<i>364</i>	<i>1608</i>	<i>408</i>	<i>1020</i>	<i>487</i>	<i>260</i>	<i>259</i>	<i>36</i>
<b>E05:</b> If YOU felt that it was necessary for the U.S. to fight in some future war, how likely is it that you would volunteer for military service in that war?																
1. I'm sure that I would volunteer	8.4	12.5	4.3	9.1	4.4	9.6	6.0	8.8	10.2	7.7	11.7	7.4	7.6	6.8	13.8	18.4
2. I would very likely volunteer	2.7	4.5	0.6	3.0	1.6	3.0	3.4	2.5	1.8	2.2	4.0	2.4	1.8	4.7	4.5	-
3. I would probably volunteer	9.2	13.5	4.3	9.5	5.4	8.3	10.1	8.4	10.6	9.4	8.8	8.6	8.8	10.7	9.5	18.2
4. I would probably NOT volunteer	14.9	14.4	15.6	16.2	8.7	15.3	16.8	14.1	12.8	15.4	12.4	15.0	16.6	17.0	11.0	6.1
5. I would very likely NOT volunteer	10.7	11.6	10.5	11.2	7.6	10.5	10.6	10.3	11.9	11.3	9.6	12.0	10.3	6.9	9.9	6.1
6. I would definitely NOT volunteer	29.7	25.2	34.4	29.0	40.2	27.7	27.9	33.0	27.8	30.8	23.7	31.6	29.9	27.1	23.2	28.0
7. In my opinion, there is no such thing as a "necessary" war	24.4	18.4	30.3	22.0	32.1	25.6	25.3	22.8	24.9	23.2	29.8	23.1	24.9	26.8	27.9	23.3
<i>Item 11220 Subject L03</i>	<i>N 2088</i>	<i>1005</i>	<i>1008</i>	<i>1456</i>	<i>233</i>	<i>400</i>	<i>563</i>	<i>764</i>	<i>361</i>	<i>1612</i>	<i>403</i>	<i>1029</i>	<i>483</i>	<i>258</i>	<i>255</i>	<i>38</i>



QUESTIONNAIRE FORM 4 1996	TOTAL	SEX		RACE		REGION				COLLEGE PLANS?		ILLICIT DRUG USE: LIFETIME				
		M	F	White	Black	NE	NC	S	W	Yes	No	None	Mari- juana Only	Few Pills	More Pills	Any Her- oin
<i>N (Weighted No. of Cases):</i>	2464	1183	1149	1646	298	520	634	891	420	1814	474	1169	567	301	331	41
<i>% of Weighted Total:</i>	100.0	48.0	46.6	66.8	12.1	21.1	25.7	36.1	17.0	73.6	19.3	47.4	23.0	12.2	13.4	1.7
<b>E06:</b> How closely do your ideas agree with your PARENTS' ideas about . . .																
Our ideas are . . .																
<b>E06A:</b> What you should do with your life																
1. Very similar	28.6	28.3	29.2	29.3	29.6	27.7	26.2	31.7	26.6	30.4	22.2	31.8	24.3	26.7	24.6	23.7
2. Mostly similar	42.5	41.4	44.4	44.5	32.5	42.3	43.3	42.6	41.3	43.9	37.8	44.4	44.0	38.2	42.0	19.0
3. Mostly different	10.4	10.6	10.4	10.6	9.0	10.5	11.6	9.9	9.8	9.7	13.1	9.3	12.1	12.0	9.8	11.5
4. Very different	8.6	8.2	8.7	7.4	13.6	8.7	7.1	8.6	10.7	7.2	12.9	6.3	8.7	12.8	11.7	15.2
8. Don't know	9.9	11.5	7.3	8.2	15.2	10.9	11.8	7.2	11.5	8.8	14.0	8.2	10.9	10.3	11.9	30.6
<i>Item 11230 Subject M03</i>	<i>N 2117</i>	<i>1018</i>	<i>1019</i>	<i>1466</i>	<i>242</i>	<i>408</i>	<i>566</i>	<i>777</i>	<i>366</i>	<i>1632</i>	<i>407</i>	<i>1040</i>	<i>488</i>	<i>262</i>	<i>263</i>	<i>36</i>
<b>E06B:</b> What you do in your leisure time																
1. Very similar	8.9	8.4	9.8	8.9	10.9	8.8	8.9	9.4	7.7	8.7	9.8	11.2	6.2	6.5	6.9	3.5
2. Mostly similar	32.0	29.4	34.9	35.9	20.4	31.4	31.8	33.1	30.7	33.5	27.6	37.7	27.6	30.6	24.0	13.6
3. Mostly different	25.9	25.5	26.5	25.5	25.6	23.9	26.6	27.0	24.5	26.6	23.5	24.6	28.7	25.2	25.5	27.7
4. Very different	24.1	25.0	22.2	22.2	27.1	26.7	23.3	21.8	27.2	23.5	24.8	18.4	25.0	29.9	36.3	34.4
8. Don't know	9.2	11.6	6.5	7.6	16.1	9.2	9.5	8.6	9.8	7.7	14.2	8.1	12.5	7.8	7.3	20.8
<i>Item 11240 Subject C08, M03</i>	<i>N 2109</i>	<i>1010</i>	<i>1015</i>	<i>1462</i>	<i>239</i>	<i>402</i>	<i>569</i>	<i>770</i>	<i>368</i>	<i>1623</i>	<i>409</i>	<i>1036</i>	<i>487</i>	<i>262</i>	<i>260</i>	<i>36</i>
<b>E06C:</b> How you dress—what clothes you wear																
1. Very similar	21.7	20.4	23.3	22.9	21.2	18.1	22.7	23.1	21.4	22.2	20.2	26.4	15.5	19.2	18.8	14.0
2. Mostly similar	38.1	35.0	41.7	41.4	22.7	38.1	39.2	37.3	38.3	40.2	31.0	39.8	37.7	35.1	36.7	21.2
3. Mostly different	15.3	16.1	15.2	15.0	15.0	16.5	13.5	17.0	13.4	15.1	15.8	13.9	16.8	19.4	13.8	22.1
4. Very different	15.1	15.8	13.5	11.9	22.5	16.9	12.0	14.2	19.7	14.2	19.2	12.1	17.9	16.3	20.1	24.8
8. Don't know	9.7	12.8	6.4	8.8	18.6	10.4	12.6	8.4	7.2	8.3	13.8	7.8	12.0	10.0	10.5	18.0
<i>Item 11250 Subject M03</i>	<i>N 2104</i>	<i>1009</i>	<i>1015</i>	<i>1458</i>	<i>238</i>	<i>403</i>	<i>563</i>	<i>770</i>	<i>368</i>	<i>1623</i>	<i>406</i>	<i>1036</i>	<i>484</i>	<i>262</i>	<i>260</i>	<i>35</i>
<b>E06D:</b> How you spend your money																
1. Very similar	11.4	11.1	11.5	10.2	12.5	9.8	11.8	12.1	10.8	11.0	12.6	15.2	6.7	8.4	8.5	4.6
2. Mostly similar	32.9	29.1	37.9	36.8	22.6	31.0	37.6	32.1	29.1	34.3	28.4	36.6	30.1	33.8	27.4	15.6
3. Mostly different	23.7	25.2	22.4	23.9	20.9	22.7	20.1	25.0	27.7	24.9	19.2	21.5	24.9	25.3	25.7	27.1
4. Very different	22.7	22.9	21.5	21.1	30.8	24.2	21.0	22.3	24.4	21.7	26.3	18.5	27.9	23.5	28.3	23.1
8. Don't know	9.4	11.8	6.7	8.1	13.2	12.4	9.6	8.4	8.0	8.1	13.5	8.2	10.4	8.9	10.1	29.6
<i>Item 11260 Subject M03</i>	<i>N 2103</i>	<i>1006</i>	<i>1015</i>	<i>1460</i>	<i>236</i>	<i>403</i>	<i>567</i>	<i>769</i>	<i>364</i>	<i>1619</i>	<i>409</i>	<i>1035</i>	<i>484</i>	<i>262</i>	<i>258</i>	<i>35</i>
<b>E06E:</b> What things are O.K. to do when you are on a date																
1. Very similar	15.2	15.6	15.3	15.5	19.9	12.2	15.9	15.2	17.4	14.7	17.3	18.6	11.4	9.9	12.3	25.5
2. Mostly similar	31.1	30.5	31.7	33.0	23.5	26.2	31.7	34.4	28.7	31.7	29.6	34.0	24.9	36.2	30.1	13.4
3. Mostly different	20.8	18.9	23.2	22.0	13.7	20.7	20.5	20.9	21.4	20.7	21.8	18.1	23.9	24.8	22.3	16.8
4. Very different	15.8	14.6	16.3	15.2	18.0	20.4	14.1	15.1	15.0	16.3	13.7	12.5	17.5	17.7	22.2	19.2
8. Don't know	17.0	20.4	13.5	14.4	25.0	20.5	17.9	14.4	17.4	16.6	17.6	16.9	22.2	11.4	13.2	25.1
<i>Item 11270 Subject M03</i>	<i>N 2112</i>	<i>1012</i>	<i>1018</i>	<i>1466</i>	<i>240</i>	<i>401</i>	<i>565</i>	<i>768</i>	<i>377</i>	<i>1630</i>	<i>405</i>	<i>1036</i>	<i>485</i>	<i>258</i>	<i>269</i>	<i>35</i>
<b>E06F:</b> Whether it is O.K. to drink																
1. Very similar	26.5	25.3	28.3	25.2	31.4	24.4	27.0	24.7	31.8	27.5	22.2	35.6	14.2	20.3	19.3	36.1
2. Mostly similar	26.1	22.2	29.0	27.4	19.2	25.2	26.8	26.8	24.4	25.7	29.2	26.4	28.1	24.0	22.6	18.3
3. Mostly different	19.0	20.1	18.5	20.5	12.6	19.5	18.2	20.5	17.0	19.3	19.0	16.1	20.2	26.4	23.7	11.1
4. Very different	20.7	22.5	19.1	21.5	18.9	23.6	20.9	19.9	18.8	20.6	19.9	13.8	27.2	25.5	29.8	23.4
8. Don't know	7.7	9.9	5.1	5.3	17.9	7.3	7.2	8.1	8.0	6.9	9.7	8.1	10.3	3.8	4.6	11.1
<i>Item 11280 Subject M03</i>	<i>N 2110</i>	<i>1009</i>	<i>1018</i>	<i>1463</i>	<i>240</i>	<i>402</i>	<i>565</i>	<i>765</i>	<i>378</i>	<i>1629</i>	<i>402</i>	<i>1037</i>	<i>483</i>	<i>258</i>	<i>269</i>	<i>35</i>
<b>E06G:</b> Whether it is O.K. to use marijuana																
1. Very similar	48.9	45.0	54.3	50.8	47.5	43.5	50.8	49.4	50.9	51.2	42.4	71.7	23.3	34.7	23.3	39.0
2. Mostly similar	13.0	12.2	13.7	13.1	8.1	15.8	10.5	13.8	12.3	13.9	11.1	10.4	18.1	9.9	17.2	12.8
3. Mostly different	7.9	8.3	7.6	7.8	8.6	6.4	8.8	7.5	9.3	7.5	9.4	4.1	12.6	12.1	10.9	10.8
4. Very different	20.2	23.0	17.2	20.3	16.4	24.1	19.1	19.3	19.5	18.8	22.7	5.6	31.5	33.4	41.9	32.1
8. Don't know	9.9	11.6	7.3	8.0	19.3	10.2	10.8	9.9	8.0	8.6	14.4	8.3	14.6	9.9	6.7	5.2
<i>Item 11290 Subject M03</i>	<i>N 2104</i>	<i>1005</i>	<i>1017</i>	<i>1462</i>	<i>237</i>	<i>401</i>	<i>564</i>	<i>765</i>	<i>375</i>	<i>1624</i>	<i>403</i>	<i>1033</i>	<i>484</i>	<i>257</i>	<i>269</i>	<i>35</i>



## DESCRIPTIVE RESULTS: 1996

177

QUESTIONNAIRE FORM 4 1996	TOTAL	SEX		RACE		REGION				COLLEGE PLANS?		ILLICIT DRUG USE: LIFETIME					
		M	F	White	Black	NE	NC	S	W	Yes	No	None	Mari- juana Only	Few Pills	More Pills	Any Her- oin	
<i>N (Weighted No. of Cases):</i>	2464	1183	1149	1646	298	520	634	891	420	1814	474	1169	567	301	331	41	
<i>% of Weighted Total:</i>	100.0	48.0	46.6	66.8	12.1	21.1	25.7	36.1	17.0	73.6	19.3	47.4	23.0	12.2	13.4	1.7	
<b>E06H:</b> Whether it is O.K. to use other drugs																	
1. Very similar	59.3	56.3	63.8	61.7	59.0	53.9	59.3	62.3	59.1	62.9	49.0	75.8	48.1	46.1	31.9	54.3	
2. Mostly similar	12.0	11.8	11.8	11.4	8.0	13.7	11.8	11.3	11.6	12.0	11.8	9.1	15.3	15.8	13.5	4.5	
3. Mostly different	4.9	5.4	4.5	5.1	4.2	5.5	5.1	5.0	3.6	4.0	7.6	3.2	3.3	8.6	9.0	6.2	
4. Very different	14.3	15.5	12.6	14.1	8.8	16.7	13.3	12.4	17.0	12.9	17.0	4.1	19.4	19.5	38.8	26.3	
8. Don't know	9.6	11.1	7.4	7.7	20.1	10.3	10.5	9.0	8.7	8.3	14.7	7.9	13.8	10.0	6.8	8.8	
<i>Item 11300 Subject M03</i>	<i>N</i>	<i>2104</i>	<i>1006</i>	<i>1016</i>	<i>1463</i>	<i>239</i>	<i>400</i>	<i>563</i>	<i>768</i>	<i>373</i>	<i>1622</i>	<i>403</i>	<i>1033</i>	<i>482</i>	<i>257</i>	<i>268</i>	<i>35</i>
<b>E06I:</b> What values are important in life																	
1. Very similar	40.3	37.6	43.0	39.6	43.5	33.7	40.5	42.5	42.6	41.8	35.3	47.4	34.8	36.7	27.7	27.4	
2. Mostly similar	38.4	38.4	38.6	40.4	28.2	44.6	38.3	36.8	34.9	38.9	35.7	36.2	40.2	40.3	42.6	32.1	
3. Mostly different	8.8	9.4	8.6	9.3	5.7	8.9	9.8	8.8	7.6	8.6	10.2	6.6	9.6	10.4	13.9	16.4	
4. Very different	5.4	6.1	4.6	5.2	5.5	6.1	4.0	5.1	7.4	5.2	6.2	3.5	5.7	5.1	10.4	19.6	
8. Don't know	7.1	8.5	5.2	5.4	17.2	6.8	7.4	6.8	7.5	5.6	12.6	6.2	9.7	7.5	5.4	4.5	
<i>Item 11310 Subject M03</i>	<i>N</i>	<i>2106</i>	<i>1008</i>	<i>1013</i>	<i>1464</i>	<i>238</i>	<i>402</i>	<i>565</i>	<i>762</i>	<i>376</i>	<i>1622</i>	<i>404</i>	<i>1036</i>	<i>484</i>	<i>256</i>	<i>267</i>	<i>36</i>
<b>E06J:</b> The value of education																	
1. Very similar	60.6	57.3	65.2	60.6	62.9	57.2	58.7	63.8	60.1	65.4	42.7	66.8	58.6	50.3	53.4	55.9	
2. Mostly similar	26.5	28.2	24.6	28.0	15.1	30.4	29.2	22.1	27.4	24.3	33.6	22.0	28.2	37.6	30.9	23.3	
3. Mostly different	4.3	5.3	3.2	4.8	3.4	4.8	4.1	4.3	4.1	3.5	8.1	3.8	2.9	4.9	6.5	7.1	
4. Very different	3.7	3.2	3.7	2.9	4.6	4.1	2.1	4.2	4.4	2.8	7.6	2.7	4.1	2.7	5.6	9.2	
8. Don't know	4.9	6.1	3.4	3.7	14.0	3.4	5.9	5.5	4.0	4.0	7.9	4.7	6.1	4.5	3.6	4.5	
<i>Item 11320 Subject B09, M03</i>	<i>N</i>	<i>2105</i>	<i>1007</i>	<i>1016</i>	<i>1462</i>	<i>239</i>	<i>399</i>	<i>563</i>	<i>767</i>	<i>376</i>	<i>1624</i>	<i>403</i>	<i>1034</i>	<i>484</i>	<i>255</i>	<i>268</i>	<i>35</i>
<b>E06K:</b> What are appropriate roles for women																	
1. Very similar	37.1	31.6	42.8	37.0	41.3	32.4	38.1	39.0	36.8	39.2	29.1	43.9	31.6	30.7	28.5	38.3	
2. Mostly similar	34.3	36.1	33.1	37.9	18.3	36.2	32.6	33.7	36.0	35.0	31.3	32.0	33.8	39.6	38.6	31.5	
3. Mostly different	8.4	8.7	8.1	7.2	6.8	9.2	8.1	9.1	6.7	8.1	10.4	7.5	8.1	7.9	11.7	11.7	
4. Very different	5.0	4.7	5.1	4.5	7.2	6.9	5.3	4.2	4.5	4.0	8.3	3.8	5.3	6.7	7.2	11.4	
8. Don't know	15.1	18.9	10.9	13.3	26.4	15.2	16.0	14.0	16.0	13.7	20.9	12.9	21.1	15.1	14.0	7.2	
<i>Item 11330 Subject D05, M03</i>	<i>N</i>	<i>2101</i>	<i>1007</i>	<i>1013</i>	<i>1459</i>	<i>238</i>	<i>399</i>	<i>562</i>	<i>764</i>	<i>376</i>	<i>1624</i>	<i>400</i>	<i>1033</i>	<i>483</i>	<i>255</i>	<i>266</i>	<i>35</i>
<b>E06L:</b> Conservation and pollution issues																	
1. Very similar	22.1	24.2	20.4	23.8	19.3	17.9	20.7	25.2	22.5	22.8	19.3	26.4	17.6	19.0	17.9	16.6	
2. Mostly similar	29.7	30.8	28.7	32.2	15.3	31.1	27.2	29.5	32.2	31.5	21.6	29.6	30.7	29.3	29.0	24.6	
3. Mostly different	11.8	10.3	13.2	11.3	9.8	11.8	10.5	12.2	12.9	11.4	14.3	11.1	8.9	15.7	15.3	13.3	
4. Very different	4.3	4.3	3.8	3.8	5.4	5.7	5.1	2.9	4.4	3.8	5.1	3.0	3.9	6.1	5.6	14.3	
8. Don't know	32.1	30.4	33.8	28.9	50.1	33.5	36.5	30.2	27.9	30.6	39.7	29.9	38.9	29.8	32.3	31.3	
<i>Item 11340 Subject F04, M03</i>	<i>N</i>	<i>2091</i>	<i>999</i>	<i>1009</i>	<i>1453</i>	<i>239</i>	<i>397</i>	<i>559</i>	<i>762</i>	<i>373</i>	<i>1613</i>	<i>399</i>	<i>1028</i>	<i>481</i>	<i>253</i>	<i>266</i>	<i>35</i>
<b>E06M:</b> Racial issues																	
1. Very similar	33.7	36.5	31.2	31.6	47.0	27.7	29.7	39.1	35.0	34.5	29.7	37.1	33.9	28.8	25.3	25.0	
2. Mostly similar	29.3	27.8	30.7	30.5	21.9	31.3	28.9	27.1	32.2	30.0	26.0	27.8	32.1	32.9	28.4	12.3	
3. Mostly different	13.0	12.4	14.3	15.1	5.5	12.4	13.0	14.0	11.6	13.4	13.3	14.1	9.9	11.8	16.0	15.4	
4. Very different	9.4	7.6	10.8	9.9	3.7	11.7	12.3	7.1	7.1	8.8	10.7	6.8	9.4	11.8	14.2	26.5	
8. Don't know	14.7	15.7	13.0	12.8	21.8	16.9	16.2	12.7	14.1	13.2	20.3	14.1	14.7	14.7	16.1	20.8	
<i>Item 11350 Subject M03, N02</i>	<i>N</i>	<i>2096</i>	<i>1006</i>	<i>1009</i>	<i>1453</i>	<i>240</i>	<i>398</i>	<i>563</i>	<i>761</i>	<i>374</i>	<i>1615</i>	<i>402</i>	<i>1027</i>	<i>482</i>	<i>255</i>	<i>268</i>	<i>35</i>
<b>E06N:</b> Religion																	
1. Very similar	39.8	39.7	41.4	37.1	55.7	28.8	37.8	44.4	45.2	40.2	38.8	45.6	35.7	31.5	31.9	39.0	
2. Mostly similar	27.2	25.1	29.1	29.2	16.1	35.5	24.6	26.0	24.7	28.9	20.2	25.6	29.8	34.0	25.3	17.1	
3. Mostly different	10.8	10.8	10.7	12.4	5.2	10.1	11.4	11.8	8.8	11.1	11.1	10.8	10.0	11.9	12.7	7.2	
4. Very different	9.8	11.1	7.8	9.8	4.9	10.1	11.1	8.5	10.4	9.7	9.5	7.4	8.6	9.8	18.8	16.7	
8. Don't know	12.4	13.3	10.9	11.5	18.1	15.6	15.2	9.4	10.9	10.2	20.4	10.6	15.9	12.8	11.3	20.0	
<i>Item 11360 Subject G, M03</i>	<i>N</i>	<i>2099</i>	<i>1007</i>	<i>1010</i>	<i>1456</i>	<i>240</i>	<i>397</i>	<i>565</i>	<i>763</i>	<i>374</i>	<i>1619</i>	<i>403</i>	<i>1031</i>	<i>483</i>	<i>255</i>	<i>268</i>	<i>35</i>
<b>E06O:</b> Politics																	
1. Very similar	18.6	20.6	16.9	18.3	21.4	15.5	17.7	21.5	17.4	17.6	21.3	21.9	14.8	13.7	17.6	18.5	
2. Mostly similar	27.5	27.0	28.5	30.4	14.5	27.3	26.3	26.3	31.7	29.9	18.6	28.1	30.1	25.1	23.0	18.2	
3. Mostly different	12.6	13.0	11.9	12.4	8.8	10.8	9.0	16.0	12.9	13.3	10.0	11.1	10.3	17.1	15.5	30.0	
4. Very different	6.4	7.0	5.6	6.2	3.5	8.4	6.6	5.1	6.8	6.3	6.7	5.5	4.7	6.9	12.0	11.8	
8. Don't know	34.9	32.5	37.1	32.7	52.0	37.9	40.5	31.1	31.2	32.9	43.4	33.4	40.1	37.1	31.8	21.5	
<i>Item 11370 Subject H01, M03</i>	<i>N</i>	<i>2087</i>	<i>1000</i>	<i>1006</i>	<i>1451</i>	<i>240</i>	<i>393</i>	<i>562</i>	<i>762</i>	<i>370</i>	<i>1612</i>	<i>400</i>	<i>1023</i>	<i>481</i>	<i>252</i>	<i>266</i>	<i>35</i>
<b>E07:</b> How do you think your CLOSE FRIENDS feel (or would feel) about YOU doing each of the following things?																	



QUESTIONNAIRE FORM 4 1996	TOTAL	SEX		RACE		REGION				COLLEGE PLANS?		ILLICIT DRUG USE: LIFETIME				
		M	F	White	Black	NE	NC	S	W	Yes	No	None	Mari- juana Only	Few Pills	More Pills	Any Her- oin
<i>N (Weighted No. of Cases):</i> <i>% of Weighted Total:</i>	2464 100.0	1183 48.0	1149 46.6	1646 66.8	298 12.1	520 21.1	634 25.7	891 36.1	420 17.0	1814 73.6	474 19.3	1169 47.4	567 23.0	301 12.2	331 13.4	41 1.7
<b>E07A:</b> Smoking one or more packs of cigarettes per day																
1. Not disapprove	30.7	34.9	26.6	34.2	17.5	35.7	36.2	30.2	18.3	28.5	39.1	18.5	35.1	40.8	56.1	71.2
2. Disapprove	33.1	31.4	34.7	32.8	33.9	33.5	31.4	33.6	34.3	33.0	31.9	33.5	41.0	30.7	22.0	20.0
3. Strongly disapprove	36.1	33.7	38.7	33.0	48.5	30.8	32.4	36.2	47.3	38.5	29.0	48.0	23.9	28.6	21.9	8.8
<i>Item 11470 Subject A12b</i>	<i>N 2060</i>	<i>975</i>	<i>1003</i>	<i>1429</i>	<i>233</i>	<i>390</i>	<i>551</i>	<i>749</i>	<i>370</i>	<i>1591</i>	<i>393</i>	<i>1007</i>	<i>480</i>	<i>251</i>	<i>262</i>	<i>32</i>
<b>E07B:</b> Trying marijuana (pot, grass) once or twice																
1. Not disapprove	44.2	49.2	39.5	45.7	39.5	52.3	44.8	40.0	43.4	44.0	43.5	21.5	65.1	57.9	75.2	88.0
2. Disapprove	22.3	19.9	24.1	22.4	22.5	19.1	24.1	23.5	20.2	21.6	24.5	27.4	21.1	17.2	10.1	10.5
3. Strongly disapprove	33.5	30.9	36.5	31.9	38.0	28.6	31.1	36.4	36.4	34.4	32.0	51.1	13.8	24.8	14.7	1.5
<i>Item 11480 Subject A12b</i>	<i>N 2071</i>	<i>984</i>	<i>1005</i>	<i>1433</i>	<i>236</i>	<i>393</i>	<i>552</i>	<i>752</i>	<i>373</i>	<i>1598</i>	<i>393</i>	<i>1009</i>	<i>484</i>	<i>252</i>	<i>265</i>	<i>32</i>
<b>E07C:</b> Smoking marijuana occasionally																
1. Not disapprove	36.9	40.8	33.1	37.7	34.0	44.2	37.9	32.2	37.1	36.3	38.5	16.1	52.4	50.9	69.7	77.6
2. Disapprove	22.7	22.3	22.7	21.9	24.6	20.5	22.6	24.3	21.8	21.7	24.7	23.8	27.2	19.8	15.0	7.2
3. Strongly disapprove	40.4	36.9	44.2	40.4	41.4	35.4	39.4	43.4	41.1	42.0	36.8	60.2	20.4	29.3	15.2	15.2
<i>Item 11490 Subject A12b</i>	<i>N 2061</i>	<i>981</i>	<i>999</i>	<i>1427</i>	<i>235</i>	<i>392</i>	<i>551</i>	<i>747</i>	<i>371</i>	<i>1595</i>	<i>392</i>	<i>1008</i>	<i>481</i>	<i>251</i>	<i>263</i>	<i>32</i>
<b>E07D:</b> Smoking marijuana regularly																
1. Not disapprove	23.9	29.6	17.5	22.7	30.7	29.3	27.1	20.8	19.6	21.7	29.0	8.4	33.5	28.1	54.6	76.7
2. Disapprove	24.6	22.3	26.9	24.3	22.9	23.5	24.2	25.0	25.4	24.1	25.5	22.0	30.3	32.7	18.7	7.5
3. Strongly disapprove	51.5	48.1	55.6	53.0	46.5	47.2	48.6	54.2	55.0	54.2	45.4	69.7	36.2	39.2	26.8	15.8
<i>Item 11500 Subject A12b</i>	<i>N 2059</i>	<i>977</i>	<i>1001</i>	<i>1426</i>	<i>236</i>	<i>390</i>	<i>549</i>	<i>749</i>	<i>370</i>	<i>1591</i>	<i>393</i>	<i>1008</i>	<i>480</i>	<i>251</i>	<i>262</i>	<i>30</i>
<b>E07E:</b> Trying LSD once or twice																
1. Not disapprove	19.2	22.7	15.4	21.3	7.9	24.4	17.0	17.6	20.2	17.7	22.1	8.4	15.3	29.5	52.2	75.8
2. Disapprove	22.8	23.1	22.8	22.3	24.7	22.4	24.5	23.4	19.7	22.9	21.6	22.0	28.2	23.9	14.4	19.2
3. Strongly disapprove	58.0	54.3	61.8	56.3	67.4	53.2	58.4	59.0	60.1	59.4	56.3	69.6	56.4	46.7	33.4	5.0
<i>Item 11510 Subject A12b</i>	<i>N 2049</i>	<i>970</i>	<i>998</i>	<i>1422</i>	<i>231</i>	<i>387</i>	<i>546</i>	<i>745</i>	<i>371</i>	<i>1588</i>	<i>387</i>	<i>1005</i>	<i>475</i>	<i>248</i>	<i>263</i>	<i>30</i>
<b>E07F:</b> Trying an amphetamine (upper, pep pill, bennie, speed) once or twice																
1. Not disapprove	19.4	22.6	16.1	21.5	8.5	25.5	18.7	18.0	17.1	18.0	22.2	8.8	16.3	28.3	52.8	66.5
2. Disapprove	24.3	26.0	23.1	24.3	24.9	24.1	25.5	24.4	22.4	24.3	23.0	24.4	28.1	22.0	19.1	27.5
3. Strongly disapprove	56.3	51.4	60.9	54.2	66.5	50.4	55.8	57.6	60.5	57.8	54.8	66.8	55.7	49.8	28.1	6.0
<i>Item 11520 Subject A12b</i>	<i>N 2056</i>	<i>976</i>	<i>998</i>	<i>1427</i>	<i>232</i>	<i>390</i>	<i>552</i>	<i>743</i>	<i>371</i>	<i>1589</i>	<i>392</i>	<i>1007</i>	<i>475</i>	<i>250</i>	<i>263</i>	<i>32</i>
<b>E07G:</b> Trying cocaine once or twice																
1. Not disapprove	10.8	13.7	7.2	10.1	8.4	13.1	8.4	10.0	13.2	8.9	16.0	5.8	7.7	12.0	27.9	59.4
2. Disapprove	21.6	23.0	20.9	21.9	21.1	24.2	22.3	21.9	17.5	21.3	20.7	19.0	25.1	26.5	22.5	14.3
3. Strongly disapprove	67.6	63.3	71.9	68.0	70.6	62.6	69.3	68.2	69.2	69.8	63.3	75.2	67.2	61.5	49.7	26.3
<i>Item 11525 Subject A12b</i>	<i>N 2044</i>	<i>974</i>	<i>990</i>	<i>1418</i>	<i>232</i>	<i>389</i>	<i>548</i>	<i>737</i>	<i>369</i>	<i>1578</i>	<i>392</i>	<i>1003</i>	<i>475</i>	<i>248</i>	<i>261</i>	<i>30</i>
<b>E07H:</b> Taking cocaine occasionally																
1. Not disapprove	7.5	9.9	4.5	6.5	6.6	8.9	6.0	6.7	9.4	6.1	12.0	4.5	5.4	5.1	19.8	46.8
2. Disapprove	19.9	21.4	18.4	19.5	21.8	21.5	19.3	20.6	17.6	18.4	21.3	16.8	22.8	22.2	24.4	19.1
3. Strongly disapprove	72.6	68.7	77.1	73.9	71.6	69.6	74.6	72.6	73.0	75.4	66.7	78.7	71.8	72.7	55.8	34.1
<i>Item 11526 Subject A12b</i>	<i>N 2045</i>	<i>972</i>	<i>995</i>	<i>1421</i>	<i>232</i>	<i>390</i>	<i>546</i>	<i>739</i>	<i>371</i>	<i>1581</i>	<i>391</i>	<i>1003</i>	<i>474</i>	<i>249</i>	<i>261</i>	<i>33</i>
<b>E07I:</b> Taking one or two drinks nearly every day																
1. Not disapprove	27.1	37.1	17.4	29.1	23.2	29.0	29.3	28.4	19.3	25.7	32.6	16.3	32.5	32.8	47.6	77.6
2. Disapprove	32.1	30.5	33.8	32.0	31.8	33.4	30.5	32.5	32.1	31.2	33.6	30.0	37.3	37.5	27.6	17.6
3. Strongly disapprove	40.8	32.5	48.9	39.0	45.0	37.6	40.2	39.1	48.5	43.1	33.8	53.7	30.3	29.7	24.8	4.8
<i>Item 11530 Subject A12b</i>	<i>N 2043</i>	<i>974</i>	<i>992</i>	<i>1422</i>	<i>231</i>	<i>387</i>	<i>550</i>	<i>736</i>	<i>369</i>	<i>1579</i>	<i>390</i>	<i>1001</i>	<i>472</i>	<i>251</i>	<i>263</i>	<i>32</i>
<b>E07J:</b> Taking four or five drinks nearly every day																
1. Not disapprove	17.4	25.5	9.2	18.3	15.1	18.9	20.8	16.9	11.9	15.3	24.4	10.3	18.6	22.8	31.8	57.6
2. Disapprove	26.4	28.8	23.9	26.3	28.9	28.6	24.4	27.4	25.2	25.8	27.2	24.7	31.2	23.1	29.1	19.8
3. Strongly disapprove	56.2	45.6	66.9	55.4	55.9	52.5	54.8	55.7	62.9	58.8	48.3	65.0	50.2	54.1	39.1	22.6
<i>Item 11540 Subject A12b</i>	<i>N 2031</i>	<i>964</i>	<i>990</i>	<i>1413</i>	<i>229</i>	<i>385</i>	<i>546</i>	<i>735</i>	<i>365</i>	<i>1575</i>	<i>385</i>	<i>990</i>	<i>472</i>	<i>248</i>	<i>263</i>	<i>32</i>



DESCRIPTIVE RESULTS: 1996

179

QUESTIONNAIRE FORM 4 1996	TOTAL	SEX		RACE		REGION				COLLEGE PLANS?		ILLICIT DRUG USE: LIFETIME				
		M	F	White	Black	NE	NC	S	W	Yes	No	None	Mari- juana Only	Few Pills	More Pills	Any Her- oin
<i>N (Weighted No. of Cases):</i> <i>% of Weighted Total:</i>	2464 100.0	1183 48.0	1149 46.6	1646 66.8	298 12.1	520 21.1	634 25.7	891 36.1	420 17.0	1814 73.6	474 19.3	1169 47.4	567 23.0	301 12.2	331 13.4	41 1.7
<b>E07K:</b> Having five or more drinks once or twice each weekend																
1. Not disapprove	42.2	51.3	33.3	46.3	27.5	46.2	44.7	42.6	33.5	41.4	44.8	26.2	52.1	59.5	66.2	68.6
2. Disapprove	22.5	18.8	26.1	21.7	26.4	22.1	20.3	24.1	23.1	22.9	20.4	25.2	23.3	16.8	17.0	17.8
3. Strongly disapprove	35.3	29.9	40.5	32.0	46.1	31.7	35.0	33.3	43.4	35.7	34.8	48.6	24.6	23.7	16.8	13.6
<i>Item 11550 Subject A12b</i>	<i>N 2030</i>	<i>963</i>	<i>988</i>	<i>1414</i>	<i>226</i>	<i>386</i>	<i>550</i>	<i>726</i>	<i>368</i>	<i>1573</i>	<i>384</i>	<i>996</i>	<i>469</i>	<i>246</i>	<i>262</i>	<i>32</i>
<b>E07L:</b> Driving a car after having 1-2 drinks																
1. Not disapprove	23.3	30.5	15.9	25.1	14.7	23.3	23.9	26.8	15.6	22.4	26.0	13.1	27.2	32.1	41.3	61.1
2. Disapprove	27.3	26.6	27.7	27.5	27.3	27.5	29.3	27.4	23.7	27.5	25.4	24.8	33.0	30.0	25.6	15.3
3. Strongly disapprove	49.4	42.9	56.3	47.3	58.1	49.2	46.8	45.9	60.7	50.1	48.7	62.1	39.8	37.9	33.2	23.7
<i>Item 11551 Subject A12b</i>	<i>N 2035</i>	<i>963</i>	<i>992</i>	<i>1415</i>	<i>232</i>	<i>388</i>	<i>546</i>	<i>733</i>	<i>367</i>	<i>1574</i>	<i>387</i>	<i>995</i>	<i>472</i>	<i>248</i>	<i>262</i>	<i>32</i>
<b>E07M:</b> Driving a car after having 5 or more drinks																
1. Not disapprove	7.3	10.9	3.3	6.6	7.5	7.3	8.3	7.7	5.1	6.1	11.3	4.4	7.9	6.7	15.2	26.8
2. Disapprove	19.5	22.3	16.6	18.5	20.9	19.0	18.8	22.3	15.4	17.9	23.1	16.7	22.5	19.6	25.1	22.5
3. Strongly disapprove	73.2	66.8	80.1	74.9	71.6	73.7	73.0	69.9	79.4	76.0	65.6	78.9	69.6	73.7	59.7	50.8
<i>Item 11552 Subject A12b</i>	<i>N 2041</i>	<i>967</i>	<i>993</i>	<i>1420</i>	<i>230</i>	<i>388</i>	<i>549</i>	<i>737</i>	<i>367</i>	<i>1574</i>	<i>390</i>	<i>1000</i>	<i>470</i>	<i>250</i>	<i>261</i>	<i>32</i>
<b>E08:</b> These days, how many people in the following groups would you guess use illicit drugs (like marijuana, cocaine, etc.) occasionally or regularly?																
<b>E08A:</b> Professional athletes																
1. 0% to 10%	12.5	14.9	10.1	12.5	10.7	12.4	10.4	14.8	10.9	12.0	15.3	12.9	15.7	7.5	10.2	-
2. 11% to 30%	26.4	27.6	25.5	28.9	21.9	24.1	28.0	25.3	28.5	26.7	25.2	27.4	25.0	27.7	26.0	18.8
3. 31% to 50%	23.9	25.2	23.0	25.1	18.8	23.0	22.6	25.6	23.5	24.2	23.5	23.4	21.7	25.9	28.2	17.7
4. 51% to 70%	14.2	14.0	14.0	13.8	13.4	15.1	15.2	12.2	16.0	14.3	13.2	12.7	14.0	20.5	13.4	27.2
5. 71% to 90%	6.5	6.0	7.0	5.8	8.2	7.8	7.1	6.4	4.4	7.0	5.2	6.0	6.8	5.9	9.1	6.0
6. 91% to 100%	2.8	2.6	3.2	2.5	5.5	2.7	4.4	2.1	1.8	2.7	3.0	1.7	3.0	4.1	3.8	8.8
8. Have no idea	13.7	9.7	17.2	11.4	21.4	15.0	12.2	13.5	14.9	13.1	14.6	15.9	13.9	8.3	9.3	21.5
<i>Item 22380 Subject A17a</i>	<i>N 2027</i>	<i>968</i>	<i>980</i>	<i>1412</i>	<i>226</i>	<i>383</i>	<i>550</i>	<i>727</i>	<i>367</i>	<i>1560</i>	<i>393</i>	<i>1001</i>	<i>462</i>	<i>247</i>	<i>261</i>	<i>32</i>
<b>E08B:</b> Rock music performers																
1. 0% to 10%	2.4	2.7	1.9	1.8	2.6	2.3	1.0	4.2	1.4	1.4	6.7	2.7	3.4	0.6	0.9	3.8
2. 11% to 30%	4.8	4.6	4.8	5.3	3.0	4.1	4.4	6.4	2.9	4.6	5.3	5.5	4.4	4.2	3.9	-
3. 31% to 50%	14.2	15.3	13.3	14.2	10.7	12.3	13.8	14.4	16.2	14.7	13.5	18.2	11.0	11.3	8.6	5.9
4. 51% to 70%	21.0	22.3	20.0	22.1	18.8	21.3	20.3	21.3	21.1	22.0	19.9	21.9	21.4	20.0	19.3	19.8
5. 71% to 90%	31.0	32.0	30.4	33.6	23.0	29.3	35.1	28.5	31.4	31.0	27.7	27.7	31.9	36.6	34.6	30.7
6. 91% to 100%	17.1	15.8	18.5	16.0	22.2	20.0	18.1	14.7	17.2	17.7	14.9	12.7	19.0	20.0	25.7	36.1
8. Have no idea	9.5	7.4	11.1	6.9	19.7	10.5	7.3	10.6	9.8	8.6	11.9	11.3	8.9	7.3	7.0	3.7
<i>Item 22390 Subject A17a</i>	<i>N 2029</i>	<i>970</i>	<i>980</i>	<i>1413</i>	<i>228</i>	<i>382</i>	<i>551</i>	<i>730</i>	<i>366</i>	<i>1561</i>	<i>392</i>	<i>1003</i>	<i>461</i>	<i>247</i>	<i>261</i>	<i>32</i>
<b>E08C:</b> Actors and actresses																
1. 0% to 10%	5.2	5.0	5.6	4.1	8.1	3.8	4.5	7.7	3.1	3.6	12.1	6.2	5.2	6.3	1.4	-
2. 11% to 30%	15.4	15.8	15.3	17.0	12.7	15.0	15.1	15.0	16.8	16.0	12.8	19.8	14.2	9.6	8.5	3.8
3. 31% to 50%	21.7	23.6	19.9	22.5	18.1	20.3	22.4	20.7	24.0	21.9	22.6	24.0	18.3	18.9	19.9	19.5
4. 51% to 70%	23.4	24.8	22.1	25.5	16.1	25.4	22.5	23.6	22.3	24.5	20.5	19.4	26.5	29.8	27.0	36.8
5. 71% to 90%	14.8	14.8	14.8	15.2	12.0	15.4	15.3	14.2	14.9	15.5	10.9	10.8	17.0	17.5	22.1	22.7
6. 91% to 100%	5.3	4.8	5.6	4.1	6.3	6.0	6.1	4.2	5.4	5.3	4.1	3.1	5.0	6.9	11.7	6.9
8. Have no idea	14.2	11.3	16.7	11.6	26.7	14.2	14.3	14.6	13.6	13.3	17.0	16.7	13.8	11.1	9.3	10.3
<i>Item 22400 Subject A17a</i>	<i>N 2026</i>	<i>968</i>	<i>978</i>	<i>1409</i>	<i>228</i>	<i>381</i>	<i>550</i>	<i>730</i>	<i>366</i>	<i>1558</i>	<i>391</i>	<i>1001</i>	<i>461</i>	<i>247</i>	<i>260</i>	<i>33</i>
<b>E09:</b> How many people in the following groups would you guess strongly disapprove of such illicit drug use?																
<b>E09A:</b> Professional athletes																
1. 0% to 10%	9.3	8.5	10.2	8.3	8.7	10.2	9.0	11.3	5.1	9.3	10.3	8.5	10.0	7.0	11.9	18.2
2. 11% to 30%	19.0	18.4	19.1	20.2	12.3	17.8	19.3	20.0	17.6	18.4	22.4	17.4	18.7	28.3	17.0	18.4
3. 31% to 50%	19.2	19.1	19.6	21.1	14.0	20.1	16.3	19.7	21.7	19.0	19.9	19.5	19.3	17.9	20.1	13.2
4. 51% to 70%	15.0	16.0	14.1	14.7	18.5	14.3	16.3	12.9	17.9	17.0	8.1	15.1	12.9	14.2	19.2	24.2
5. 71% to 90%	14.3	18.3	10.5	15.6	10.4	14.5	16.8	12.7	13.8	13.8	15.4	15.5	14.4	14.9	11.0	4.5
6. 91% to 100%	6.6	8.1	5.2	6.2	8.6	7.1	6.8	6.4	6.5	6.9	5.2	6.3	7.1	4.1	8.9	5.1
8. Have no idea	16.5	11.5	21.3	13.8	27.4	16.1	15.5	17.0	17.4	15.6	18.6	17.7	17.6	13.5	11.9	16.2
<i>Item 22420 Subject A17b</i>	<i>N 2014</i>	<i>963</i>	<i>973</i>	<i>1401</i>	<i>225</i>	<i>378</i>	<i>548</i>	<i>723</i>	<i>365</i>	<i>1548</i>	<i>391</i>	<i>994</i>	<i>458</i>	<i>245</i>	<i>259</i>	<i>33</i>



## MONITORING THE FUTURE

QUESTIONNAIRE FORM 4 1996	TOTAL	SEX		RACE		REGION				COLLEGE PLANS?		ILLICIT DRUG USE: LIFETIME				
		M	F	White	Black	NE	NC	S	W	Yes	No	None	Mari- juana Only	Few Pills	More Pills	Any Her- oin
<i>N (Weighted No. of Cases):</i> <i>% of Weighted Total:</i>	2464 100.0	1183 48.0	1149 46.6	1646 66.8	298 12.1	520 21.1	634 25.7	891 36.1	420 17.0	1814 73.6	474 19.3	1169 47.4	567 23.0	301 12.2	331 13.4	41 1.7
<b>E09B: Rock music performers</b>																
1. 0% to 10%	25.7	26.9	25.1	27.0	21.3	27.9	24.9	28.4	19.2	25.5	25.8	21.9	26.9	34.1	30.1	29.2
2. 11% to 30%	28.4	29.9	26.9	31.3	19.3	26.4	30.2	25.2	34.0	29.2	25.7	30.5	25.2	28.8	24.7	28.2
3. 31% to 50%	15.3	16.2	14.4	15.2	14.7	15.1	11.9	17.2	16.9	16.1	14.0	14.5	18.2	11.5	18.5	13.0
4. 51% to 70%	9.4	9.6	9.3	9.3	7.9	8.6	12.1	8.3	8.4	9.3	9.2	9.7	8.9	8.2	10.4	10.0
5. 71% to 90%	2.8	3.3	2.4	2.3	4.8	3.5	1.7	3.0	3.5	2.5	4.6	3.1	2.7	2.6	1.2	5.4
6. 91% to 100%	2.4	2.7	2.1	2.2	3.0	2.7	3.2	2.0	1.8	2.5	1.8	2.1	2.3	0.8	4.0	7.0
8. Have no idea	16.0	11.4	19.8	12.8	29.0	15.9	16.0	15.9	16.3	14.9	18.9	18.2	15.8	14.1	11.0	7.2
<i>Item 22430 Subject A17b</i>	<i>N</i> 2007	961	969	1395	226	377	546	721	363	1543	388	992	457	245	257	32
<b>E09C: Actors and actresses</b>																
1. 0% to 10%	11.3	12.4	10.4	10.5	7.5	13.1	10.7	13.3	6.5	10.8	13.9	9.6	12.0	10.3	16.5	26.3
2. 11% to 30%	20.9	19.7	22.6	22.7	15.1	20.9	19.0	21.8	22.2	21.8	17.7	19.4	22.0	25.3	18.3	20.3
3. 31% to 50%	23.2	25.0	20.9	24.8	18.4	26.9	23.8	20.6	23.3	23.0	23.7	21.8	21.3	26.7	29.5	19.8
4. 51% to 70%	14.7	14.7	15.2	15.8	10.1	11.4	14.9	15.4	16.5	15.9	10.8	15.8	14.1	11.5	14.3	24.2
5. 71% to 90%	8.8	11.4	6.0	8.8	11.5	6.6	10.2	8.0	10.5	8.5	10.0	10.6	6.9	8.4	6.9	3.1
6. 91% to 100%	3.2	3.5	2.7	2.7	5.3	3.7	4.2	2.2	3.3	3.0	3.4	3.2	3.7	2.5	2.2	2.7
8. Have no idea	17.9	13.3	22.3	14.8	32.1	17.4	17.2	18.9	17.7	17.0	20.5	19.6	19.9	15.2	12.4	3.7
<i>Item 22440 Subject A17b</i>	<i>N</i> 1992	957	958	1383	226	376	541	715	360	1536	380	984	454	246	254	32
<b>E09D: People your age (in general)</b>																
1. 0% to 10%	14.2	14.1	14.7	13.6	12.0	17.2	15.1	13.2	11.9	13.6	17.2	11.2	15.8	13.0	23.0	18.9
2. 11% to 30%	23.6	24.9	22.7	25.8	14.5	27.7	22.9	22.5	22.7	24.1	20.4	19.1	23.3	30.8	31.0	51.3
3. 31% to 50%	23.0	23.1	23.1	25.3	14.4	24.9	22.1	21.8	25.1	24.6	19.0	26.2	21.9	20.0	18.8	11.5
4. 51% to 70%	15.9	16.1	15.4	16.2	15.6	10.9	18.3	18.2	12.8	16.3	14.0	17.4	16.4	15.0	11.6	8.5
5. 71% to 90%	8.2	8.4	8.0	7.5	12.8	5.0	9.4	7.3	11.6	8.2	9.3	9.0	8.7	6.9	5.9	2.9
6. 91% to 100%	3.1	2.9	3.1	2.8	6.5	3.8	3.6	3.2	1.7	2.7	4.5	3.6	1.7	3.8	2.5	3.2
8. Have no idea	11.9	10.5	13.1	8.8	24.2	10.6	8.6	13.9	14.3	10.5	15.6	13.6	12.3	10.5	7.2	3.7
<i>Item 22450 Subject A12b, A17b</i>	<i>N</i> 1992	952	963	1387	224	374	546	713	359	1536	382	981	456	245	253	32
<b>E10: The next questions ask about anti-drug commercials or "spots" that are intended to discourage drug use. In recent months, about how often have you seen such anti-drug commercials on TV, or heard them on the radio?</b>																
1. Not at all	9.9	9.5	9.6	8.1	19.9	11.4	9.6	9.7	9.1	8.1	16.6	9.3	11.0	7.8	10.8	15.9
2. Less than once a month	13.6	14.1	13.6	13.5	12.3	12.3	11.2	13.8	17.9	13.2	16.2	14.2	14.1	13.9	11.7	4.4
3. 1-3 times per month	29.3	29.1	29.9	32.1	20.4	30.0	26.8	28.7	33.4	30.1	25.8	29.4	27.1	31.4	30.0	33.8
4. 1-3 times per week	26.3	27.4	25.1	26.9	18.4	28.8	27.9	25.5	22.8	27.9	19.5	24.0	29.4	27.2	30.0	21.2
5. Daily or almost daily	15.7	15.3	16.4	15.3	20.1	12.1	18.1	16.8	13.7	15.6	15.4	18.2	13.2	11.7	13.3	22.0
6. More than once a day	5.3	4.7	5.4	4.2	9.0	5.4	6.4	5.5	3.1	5.1	6.5	4.9	5.4	8.0	4.1	2.8
<i>Item 22460 Subject A10b</i>	<i>N</i> 1975	940	962	1383	218	373	538	705	360	1531	378	978	448	242	251	31
<b>E11: To what extent do you think such commercials have . . .</b>																
<b>E11A: . . . made people your age less favorable toward drugs</b>																
1. Not at all	36.7	35.9	36.8	37.1	39.3	43.1	36.1	36.0	32.6	35.5	40.3	33.4	39.2	40.7	40.3	57.7
2. To a little extent	30.9	30.5	32.0	33.9	18.3	29.2	29.6	29.5	37.4	32.9	23.6	30.5	30.4	34.5	32.9	16.3
3. To some extent	26.5	26.9	25.9	24.6	30.8	20.1	28.4	28.9	25.7	26.6	27.3	29.5	25.0	21.4	22.1	14.4
4. To a great extent	2.7	2.8	2.6	2.2	4.6	3.8	3.3	2.2	1.7	2.4	3.4	2.8	2.4	2.0	1.5	10.1
5. To a very great extent	3.1	3.8	2.6	2.2	7.1	3.8	2.7	3.5	2.5	2.5	5.3	3.7	2.9	1.4	3.2	1.5
<i>Item 22470 Subject A10b</i>	<i>N</i> 1979	946	957	1378	222	374	535	713	356	1531	376	974	450	244	251	32
<b>E11B: . . . made you less favorable toward drugs</b>																
1. Not at all	38.0	39.4	35.7	38.3	37.0	41.8	35.2	38.3	37.5	37.3	38.0	32.4	39.6	43.6	50.7	52.8
2. To a little extent	21.4	19.2	23.0	23.1	10.8	18.9	22.4	20.2	24.7	22.1	19.2	18.3	23.6	20.7	28.7	24.8
3. To some extent	23.2	24.5	22.5	23.9	20.7	22.1	24.1	24.3	21.1	23.7	22.5	26.8	24.1	20.2	12.9	3.3
4. To a great extent	7.7	7.3	8.6	7.4	10.8	7.8	10.2	6.7	6.1	7.8	7.9	9.5	6.2	7.7	4.0	4.1
5. To a very great extent	9.7	9.5	10.2	7.3	20.8	9.4	8.2	10.5	10.5	9.1	12.4	13.0	6.5	7.8	3.8	15.0
<i>Item 22480 Subject A10b</i>	<i>N</i> 1966	939	951	1372	219	369	532	709	356	1522	372	962	449	242	252	33



DESCRIPTIVE RESULTS: 1996

181

QUESTIONNAIRE FORM 4 1996	TOTAL	SEX		RACE		REGION				COLLEGE PLANS?		ILLICIT DRUG USE: LIFETIME				
		M	F	White	Black	NE	NC	S	W	Yes	No	None	Mari- juana Only	Few Pills	More Pills	Any Her- oin
<i>N (Weighted No. of Cases):</i>	2464	1183	1149	1646	298	520	634	891	420	1814	474	1169	567	301	331	41
<i>% of Weighted Total:</i>	100.0	48.0	46.6	66.8	12.1	21.1	25.7	36.1	17.0	73.6	19.3	47.4	23.0	12.2	13.4	1.7
<b>E11C:</b> . . . made you less likely to use drugs																
1. Not at all	40.2	42.0	37.3	40.5	38.6	43.5	37.4	41.0	39.5	39.3	40.3	33.9	41.8	44.1	58.3	57.8
2. To a little extent	19.5	17.0	22.0	21.6	9.5	17.7	21.5	16.8	23.5	20.5	17.2	17.0	20.7	25.1	23.1	15.3
3. To some extent	21.7	24.4	19.3	22.4	15.2	19.0	22.9	23.1	20.3	21.8	22.4	24.3	23.5	17.8	12.4	3.6
4. To a great extent	7.9	6.5	9.6	6.8	15.8	7.9	8.8	8.6	5.2	8.2	7.2	9.9	7.0	6.6	2.4	6.9
5. To a very great extent	10.7	10.1	11.8	8.8	20.8	11.9	9.4	10.6	11.4	10.3	12.9	14.9	7.0	6.3	3.8	16.4
<i>Item 22490 Subject A10b</i>	<i>N 1962</i>	<i>941</i>	<i>945</i>	<i>1368</i>	<i>217</i>	<i>368</i>	<i>534</i>	<i>704</i>	<i>355</i>	<i>1520</i>	<i>372</i>	<i>964</i>	<i>450</i>	<i>240</i>	<i>252</i>	<i>30</i>
<b>E11D:</b> . . . overstated the dangers or risks of drug use																
1. Not at all	47.1	43.0	51.1	48.8	49.4	49.4	44.8	49.3	43.7	48.9	39.8	53.4	43.4	45.4	35.3	37.2
2. To a little extent	17.8	16.5	19.1	18.0	6.3	16.3	18.0	16.6	21.6	17.6	18.4	14.8	19.1	15.5	25.9	21.6
3. To some extent	21.0	24.7	17.2	22.2	16.7	18.7	22.0	20.6	22.5	20.3	25.9	18.8	22.6	25.6	22.2	19.5
4. To a great extent	6.9	6.9	7.0	5.7	13.7	7.5	8.6	6.6	4.0	6.9	5.3	5.9	8.8	8.1	6.0	1.1
5. To a very great extent	7.2	8.9	5.7	5.4	13.9	8.1	6.6	6.9	8.1	6.4	10.5	6.9	6.2	5.4	10.5	20.5
<i>Item 22500 Subject A10b</i>	<i>N 1958</i>	<i>937</i>	<i>946</i>	<i>1370</i>	<i>213</i>	<i>369</i>	<i>531</i>	<i>705</i>	<i>353</i>	<i>1515</i>	<i>373</i>	<i>963</i>	<i>449</i>	<i>239</i>	<i>250</i>	<i>32</i>



QUESTIONNAIRE FORM 5 1996	TOTAL	SEX		RACE		REGION				COLLEGE PLANS?		ILLICIT DRUG USE: LIFETIME				
		M	F	White	Black	NE	NC	S	W	Yes	No	None	Mari- juana Only	Few Pills	More Pills	Any Her- oin
<i>N (Weighted No. of Cases):</i>	2502	1127	1251	1689	304	524	654	903	421	1884	478	1179	582	300	347	44
<i>% of Weighted Total:</i>	100.0	45.1	50.0	67.5	12.2	20.9	26.1	36.1	16.8	75.3	19.1	47.1	23.3	12.0	13.9	1.7
<b>A01:</b> Taking all things together, how would you say things are these days—would you say you're very happy, pretty happy, or not too happy these days?																
3. Very happy	18.4	21.2	15.8	21.3	9.1	17.9	16.8	20.1	17.4	18.7	15.1	21.9	14.5	17.6	11.4	19.8
2. Pretty happy	65.2	63.7	66.9	66.6	67.1	65.5	67.0	61.9	68.9	66.6	62.3	65.0	66.3	64.2	67.8	57.2
1. Not too happy	16.5	15.1	17.3	12.1	23.8	16.6	16.2	17.9	13.7	14.7	22.7	13.1	19.2	18.2	20.7	23.0
<i>Item 1190 Subject P01, Q01</i>	<i>N</i> 2486	1120	1246	1680	304	521	651	898	414	1876	475	1174	580	299	345	43
<b>A02:</b> Some people think a lot about the social problems of the nation and the world, and about how they might be solved. Others spend little time thinking about these issues. How much do you think about such things?																
1. Never	3.1	4.6	1.5	3.4	3.1	4.2	4.0	2.9	0.6	2.0	6.1	2.8	2.2	1.0	4.9	13.1
2. Seldom	17.2	19.5	14.7	17.2	19.2	18.3	19.4	14.3	18.9	14.7	27.6	14.0	20.2	15.0	26.7	16.0
3. Sometimes	49.1	44.7	53.4	50.1	47.6	50.9	49.0	49.8	45.4	50.1	44.8	50.1	47.3	56.5	44.0	34.0
4. Quite often	24.6	24.9	24.7	24.0	24.4	22.3	23.2	25.5	27.6	26.9	16.9	26.3	24.5	24.6	18.0	28.3
5. A great deal	6.1	6.3	5.6	5.3	5.7	4.4	4.4	7.6	7.5	6.4	4.7	6.8	5.9	2.8	6.5	8.5
<i>Item 6880 Subject J, Q08</i>	<i>N</i> 2485	1120	1247	1681	304	521	651	898	415	1875	476	1173	580	299	345	43
<b>A03:</b> Of all the problems facing the nation today, how often do you worry about each of the following?																
<b>A03A:</b> Chance of nuclear war																
1. Never	38.0	35.0	40.2	37.4	41.6	39.7	39.0	37.3	35.8	36.0	42.6	38.1	39.5	33.0	37.9	33.3
2. Seldom	40.3	41.5	40.3	43.0	36.3	40.2	43.2	39.1	38.8	42.7	34.5	39.5	41.2	46.1	40.9	29.1
3. Sometimes	17.1	17.7	16.3	16.2	15.2	15.6	15.6	17.3	21.0	16.9	18.4	17.5	15.7	16.6	16.5	34.1
4. Often	4.5	5.8	3.2	3.4	6.8	4.5	2.1	6.4	4.3	4.5	4.5	4.9	3.7	4.3	4.7	3.5
<i>Item 11660 Subject J</i>	<i>N</i> 2492	1125	1246	1687	301	523	653	895	420	1882	474	1175	581	300	345	44
<b>A03B:</b> Population growth																
1. Never	27.7	30.9	25.1	28.8	30.5	32.2	29.7	28.1	18.2	26.3	32.2	27.8	28.8	26.5	26.4	18.9
2. Seldom	34.9	32.3	37.0	34.4	38.1	35.0	36.0	34.1	34.7	35.2	34.2	34.7	33.7	33.3	38.3	46.4
3. Sometimes	26.6	24.4	28.6	27.4	20.8	24.5	24.9	25.8	33.5	28.0	23.5	26.7	27.1	30.7	23.9	13.2
4. Often	10.8	12.5	9.4	9.3	10.6	8.3	9.3	12.1	13.7	10.6	10.2	10.8	10.5	9.6	11.4	21.4
<i>Item 11670 Subject E01, J</i>	<i>N</i> 2494	1125	1248	1687	302	523	653	898	420	1882	476	1177	580	300	346	44
<b>A03C:</b> Crime and violence																
1. Never	1.5	2.1	0.5	1.3	1.1	0.9	1.3	2.4	0.6	1.1	2.4	1.5	1.0	0.2	2.0	4.4
2. Seldom	8.4	13.1	4.0	9.2	5.9	9.7	11.4	6.5	6.0	7.3	11.4	7.9	7.1	8.8	10.7	9.2
3. Sometimes	36.8	42.5	31.6	40.2	23.7	43.8	41.4	30.8	34.0	37.0	38.5	35.1	35.3	43.8	38.0	46.2
4. Often	53.3	42.3	63.8	49.3	69.2	45.6	46.0	60.3	59.4	54.6	47.7	55.4	56.6	47.2	49.4	40.2
<i>Item 11680 Subject J</i>	<i>N</i> 2495	1125	1250	1687	303	523	654	899	420	1884	476	1179	581	300	345	44
<b>A03D:</b> Pollution																
1. Never	8.8	11.0	6.6	7.7	13.8	8.4	11.2	9.3	4.2	7.0	14.8	8.0	9.6	8.9	8.4	12.4
2. Seldom	28.3	31.2	25.1	27.7	33.6	22.4	28.7	30.9	29.7	27.5	30.9	25.9	31.8	28.7	29.1	30.5
3. Sometimes	39.3	36.7	42.0	40.3	35.9	41.2	38.7	38.4	39.7	40.5	35.4	41.7	35.5	37.9	41.6	30.3
4. Often	23.6	21.1	26.3	24.2	16.8	28.1	21.4	21.4	26.3	24.9	18.8	24.4	23.1	24.4	20.9	26.8
<i>Item 11690 Subject F04, J</i>	<i>N</i> 2487	1123	1245	1685	300	522	653	893	419	1880	474	1174	580	299	344	44
<b>A03E:</b> Energy shortages																
1. Never	43.6	44.9	42.6	45.2	45.4	45.7	42.8	44.6	40.3	41.8	50.1	40.6	45.3	47.8	46.7	43.8
2. Seldom	37.2	35.3	38.7	37.2	38.0	34.3	40.2	35.7	39.4	39.1	32.1	39.9	37.5	32.6	32.6	33.9
3. Sometimes	15.1	16.3	14.3	14.3	12.3	15.5	13.0	15.6	16.7	15.6	11.8	15.8	12.9	15.6	15.1	18.9
4. Often	4.1	3.5	4.5	3.3	4.2	4.5	3.9	4.2	3.7	3.4	6.0	3.7	4.3	4.0	5.6	3.5
<i>Item 11700 Subject F05, J</i>	<i>N</i> 2491	1124	1248	1686	301	523	653	896	419	1881	475	1176	580	300	345	44
<b>A03F:</b> Race relations																
1. Never	10.3	12.1	7.8	9.8	5.4	8.9	9.7	10.8	11.8	8.2	17.2	10.9	8.8	8.2	10.8	6.3
2. Seldom	19.1	23.2	15.8	21.0	11.7	18.1	21.5	17.2	20.6	18.1	22.6	17.8	17.0	20.8	24.9	25.5
3. Sometimes	35.0	35.1	35.5	37.3	30.5	37.1	35.8	34.3	32.3	35.6	35.7	35.0	32.2	40.4	36.9	27.0
4. Often	35.7	29.6	40.9	31.9	52.4	35.8	33.0	37.8	35.2	38.2	24.5	36.3	42.0	30.6	27.4	41.2
<i>Item 11710 Subject J, N02</i>	<i>N</i> 2488	1121	1248	1686	300	523	653	895	417	1880	474	1175	579	300	345	44



## DESCRIPTIVE RESULTS: 1996

183

QUESTIONNAIRE FORM 5 1996	TOTAL	SEX		RACE		REGION				COLLEGE PLANS?		ILLICIT DRUG USE: LIFETIME					
		M	F	White	Black	NE	NC	S	W	Yes	No	None	Mari- juana Only	Few Pills	More Pills	Any Her- oin	
<i>N (Weighted No. of Cases):</i> <i>% of Weighted Total:</i>	2502 100.0	1127 45.1	1251 50.0	1689 67.5	304 12.2	524 20.9	654 26.1	903 36.1	421 16.8	1884 75.3	478 19.1	1179 47.1	582 23.3	300 12.0	347 13.9	44 1.7	
<b>A03G:</b> Hunger and poverty																	
1. Never	7.7	13.2	2.7	8.7	5.5	9.3	10.2	6.7	3.9	5.9	14.5	6.2	7.9	7.4	10.4	16.9	
2. Seldom	29.6	38.4	21.3	31.6	21.9	28.8	32.7	27.9	29.3	28.7	31.3	29.2	27.6	30.4	33.9	27.7	
3. Sometimes	40.3	35.9	44.7	40.0	43.8	40.8	39.9	40.3	40.6	42.5	33.9	39.0	43.7	44.1	37.9	33.6	
4. Often	22.3	12.5	31.2	19.7	28.8	21.0	17.2	25.1	26.1	22.9	20.3	25.7	20.7	18.0	17.8	21.9	
<i>Item 11720 Subject F03, J</i>	<i>N</i>	<i>2484</i>	<i>1119</i>	<i>1245</i>	<i>1686</i>	<i>300</i>	<i>520</i>	<i>652</i>	<i>893</i>	<i>418</i>	<i>1881</i>	<i>470</i>	<i>1173</i>	<i>578</i>	<i>298</i>	<i>345</i>	<i>44</i>
<b>A03H:</b> Using open land for housing or industry																	
1. Never	36.8	37.3	36.4	34.5	48.6	41.2	35.6	37.2	32.6	35.5	42.1	35.3	41.2	31.5	39.0	31.7	
2. Seldom	30.5	30.5	30.4	31.5	27.4	31.8	28.9	31.8	28.7	31.6	26.3	31.0	28.5	34.0	28.9	36.9	
3. Sometimes	21.8	22.0	21.9	22.8	15.4	17.9	23.2	21.8	24.7	22.8	18.0	22.2	21.1	24.2	20.6	22.7	
4. Often	10.8	10.1	11.2	11.2	8.6	9.1	12.3	9.2	14.0	10.1	13.7	11.6	9.2	10.4	11.5	8.7	
<i>Item 11730 Subject F05, J</i>	<i>N</i>	<i>2492</i>	<i>1123</i>	<i>1249</i>	<i>1687</i>	<i>300</i>	<i>523</i>	<i>653</i>	<i>896</i>	<i>420</i>	<i>1883</i>	<i>475</i>	<i>1177</i>	<i>580</i>	<i>300</i>	<i>346</i>	<i>44</i>
<b>A03I:</b> Urban decay																	
1. Never	44.5	42.5	46.8	44.2	52.0	43.6	43.8	46.9	41.8	41.9	55.3	42.2	47.1	46.8	48.5	27.2	
2. Seldom	30.3	30.4	30.1	31.3	25.7	29.0	33.6	28.2	31.5	31.4	27.3	31.2	29.0	28.3	31.2	40.6	
3. Sometimes	18.5	20.1	17.1	18.6	14.9	20.3	16.7	18.5	19.1	19.6	13.2	19.4	17.4	20.3	12.9	26.5	
4. Often	6.6	7.1	6.0	5.9	7.3	7.0	5.9	6.4	7.6	7.1	4.2	7.2	6.5	4.6	7.3	5.8	
<i>Item 11740 Subject J</i>	<i>N</i>	<i>2482</i>	<i>1119</i>	<i>1244</i>	<i>1683</i>	<i>300</i>	<i>522</i>	<i>652</i>	<i>892</i>	<i>415</i>	<i>1878</i>	<i>472</i>	<i>1171</i>	<i>579</i>	<i>300</i>	<i>343</i>	<i>44</i>
<b>A03J:</b> Economic problems																	
1. Never	12.3	12.9	11.4	12.2	14.8	12.2	15.8	11.9	7.7	9.2	24.2	10.7	13.3	11.2	15.9	14.2	
2. Seldom	29.7	29.9	29.9	31.0	29.1	26.9	32.7	28.7	30.8	29.1	32.6	29.7	29.9	30.7	29.8	28.1	
3. Sometimes	36.9	35.2	38.3	37.4	35.1	35.7	38.1	36.1	38.3	39.7	26.9	37.0	37.9	36.5	36.4	30.5	
4. Often	21.0	22.0	20.4	19.4	21.0	25.1	13.4	23.2	23.1	22.0	16.3	22.6	18.9	21.5	17.9	27.1	
<i>Item 11750 Subject J</i>	<i>N</i>	<i>2491</i>	<i>1123</i>	<i>1250</i>	<i>1688</i>	<i>301</i>	<i>521</i>	<i>654</i>	<i>896</i>	<i>420</i>	<i>1882</i>	<i>476</i>	<i>1178</i>	<i>581</i>	<i>299</i>	<i>345</i>	<i>44</i>
<b>A03K:</b> Drug abuse																	
1. Never	7.5	10.8	4.2	7.7	4.2	9.5	7.6	7.4	5.0	5.8	14.1	7.6	5.5	6.2	11.6	8.8	
2. Seldom	21.5	26.4	16.6	20.9	23.4	20.3	23.2	20.9	21.8	21.1	22.2	20.8	22.9	22.9	20.1	22.5	
3. Sometimes	33.7	33.7	34.0	35.6	25.2	35.1	36.8	31.3	32.4	36.0	26.1	34.4	33.0	33.4	30.9	34.3	
4. Often	37.3	29.1	45.2	35.8	47.2	35.1	32.4	40.4	40.8	37.1	37.7	37.2	38.6	37.5	37.4	34.4	
<i>Item 11760 Subject J</i>	<i>N</i>	<i>2493</i>	<i>1125</i>	<i>1250</i>	<i>1688</i>	<i>302</i>	<i>520</i>	<i>654</i>	<i>899</i>	<i>420</i>	<i>1883</i>	<i>476</i>	<i>1179</i>	<i>581</i>	<i>299</i>	<i>346</i>	<i>42</i>
<b>A04:</b> How well do you think your experiences and training (at home, school, work, etc.) have prepared you to be a good . . .																	
<b>A04A:</b> . . . husband or wife?																	
1. Poorly	3.9	3.9	3.4	2.8	5.3	4.8	4.1	2.9	4.3	3.0	5.7	3.2	4.0	3.4	5.3	3.1	
2. Not so well	5.7	6.7	4.6	4.2	7.9	6.4	4.1	6.3	6.2	5.6	5.9	4.7	7.1	4.6	7.9	11.0	
3. Fairly well	20.9	23.0	18.3	22.1	20.1	22.1	22.0	17.2	25.8	20.6	23.1	19.5	22.3	22.0	20.6	33.1	
4. Well	38.0	35.9	40.5	39.3	32.1	39.1	39.4	37.7	35.3	38.6	37.4	34.4	39.5	44.8	42.8	26.9	
5. Very well	31.5	30.4	33.3	31.6	34.7	27.5	30.4	36.0	28.4	32.1	27.9	38.2	27.2	25.3	23.3	26.0	
<i>Item 11770 Subject D01</i>	<i>N</i>	<i>2441</i>	<i>1102</i>	<i>1222</i>	<i>1663</i>	<i>293</i>	<i>509</i>	<i>641</i>	<i>882</i>	<i>410</i>	<i>1846</i>	<i>465</i>	<i>1149</i>	<i>572</i>	<i>293</i>	<i>339</i>	<i>44</i>
<b>A04B:</b> . . . parent?																	
1. Poorly	2.9	3.2	1.9	2.1	3.9	4.1	3.3	2.0	2.9	2.3	5.0	2.0	2.9	3.3	4.9	4.0	
2. Not so well	7.0	8.8	5.3	6.5	6.0	8.2	6.0	6.0	9.5	6.5	8.3	6.1	7.1	6.7	8.3	25.4	
3. Fairly well	19.0	21.7	16.6	20.4	15.1	20.8	18.7	18.1	19.4	18.6	21.5	18.3	18.2	24.3	18.4	22.5	
4. Well	35.6	36.2	35.4	37.2	29.3	34.0	36.7	36.0	35.0	36.5	32.4	33.6	38.0	37.9	37.4	23.1	
5. Very well	35.5	30.1	40.8	33.8	45.7	33.0	35.4	37.9	33.2	36.1	32.8	40.0	33.8	27.8	31.0	25.1	
<i>Item 11780 Subject D02</i>	<i>N</i>	<i>2467</i>	<i>1115</i>	<i>1234</i>	<i>1671</i>	<i>299</i>	<i>513</i>	<i>647</i>	<i>892</i>	<i>416</i>	<i>1865</i>	<i>470</i>	<i>1165</i>	<i>574</i>	<i>296</i>	<i>343</i>	<i>44</i>
<b>A04C:</b> . . . worker on a job?																	
1. Poorly	1.4	2.1	0.4	1.1	1.0	1.2	0.9	1.5	2.0	0.9	2.8	0.8	1.3	1.2	2.4	11.2	
2. Not so well	2.0	2.1	1.6	1.6	1.9	2.7	1.4	1.5	2.8	1.9	2.0	1.2	2.4	2.3	3.8	2.2	
3. Fairly well	12.7	12.1	13.1	12.2	13.5	14.5	11.9	10.5	16.7	13.3	11.6	12.1	13.9	11.2	14.2	14.3	
4. Well	38.1	39.1	37.3	39.9	31.1	37.8	38.4	36.2	41.9	38.3	37.4	37.3	37.9	39.1	38.7	51.0	
5. Very well	45.9	44.7	47.6	45.2	52.5	43.9	47.3	50.3	36.6	45.6	46.2	48.7	44.5	46.3	40.9	21.2	
<i>Item 11790 Subject C01</i>	<i>N</i>	<i>2475</i>	<i>1115</i>	<i>1242</i>	<i>1679</i>	<i>302</i>	<i>517</i>	<i>653</i>	<i>890</i>	<i>415</i>	<i>1872</i>	<i>472</i>	<i>1170</i>	<i>579</i>	<i>297</i>	<i>340</i>	<i>44</i>
<b>A05:</b> Apart from the particular kind of work you want to do, how would you rate each of the following settings as a place to work?																	



QUESTIONNAIRE FORM 5 1996	TOTAL	SEX		RACE		REGION				COLLEGE PLANS?		ILLICIT DRUG USE: LIFETIME				
		M	F	White	Black	NE	NC	S	W	Yes	No	None	Mari- juana Only	Few Pills	More Pills	Any Her- oin
<i>N (Weighted No. of Cases):</i>	2502	1127	1251	1689	304	524	654	903	421	1884	478	1179	582	300	347	44
<i>% of Weighted Total:</i>	100.0	45.1	50.0	67.5	12.2	20.9	26.1	36.1	16.8	75.3	19.1	47.1	23.3	12.0	13.9	1.7
<b>A05A:</b> Working in a large corporation																
1. Not at all acceptable	5.6	5.9	4.8	6.0	2.1	6.9	3.9	7.1	3.6	5.2	6.8	5.3	3.9	3.8	9.5	19.3
2. Somewhat acceptable	19.9	18.6	20.4	21.5	10.5	22.3	24.0	16.3	18.3	18.7	23.8	19.1	19.7	19.6	22.2	28.2
3. Acceptable	49.3	49.7	49.6	49.8	50.3	45.4	50.9	50.5	49.5	49.7	50.3	50.6	47.3	51.2	48.3	37.9
4. Desirable	25.1	25.8	25.2	22.7	37.1	25.4	21.2	26.2	28.6	26.3	19.1	25.0	29.1	25.4	20.0	14.7
<i>Item 11800 Subject C05</i>	<i>N</i> 2484	1118	1249	1683	302	521	650	897	416	1883	469	1176	580	300	344	41
<b>A05B:</b> Working in a small business																
1. Not at all acceptable	3.4	3.5	2.8	2.1	7.6	3.2	4.0	3.4	2.7	2.9	3.7	2.6	3.3	3.0	4.2	7.3
2. Somewhat acceptable	21.6	20.4	21.7	18.7	27.4	20.8	18.6	23.9	22.2	21.3	21.0	21.3	21.5	21.5	21.9	28.3
3. Acceptable	58.0	58.3	58.7	60.8	52.8	58.2	62.2	56.1	55.4	59.0	57.4	58.0	59.0	59.0	57.8	52.3
4. Desirable	17.0	17.8	16.8	18.4	12.2	17.8	15.2	16.6	19.7	16.8	17.8	18.1	16.2	16.6	16.0	12.2
<i>Item 11810 Subject C05</i>	<i>N</i> 2481	1115	1249	1680	303	518	650	898	415	1881	469	1173	580	300	344	41
<b>A05C:</b> Working in a government agency																
1. Not at all acceptable	18.5	19.4	17.3	18.9	14.5	20.5	20.2	18.1	14.0	15.7	28.8	14.8	20.4	21.5	25.3	24.4
2. Somewhat acceptable	31.0	27.8	34.3	33.6	24.9	30.1	31.5	29.5	34.6	32.9	23.8	34.3	28.3	24.6	29.8	29.5
3. Acceptable	35.0	34.5	35.4	34.2	40.0	31.6	34.8	37.0	35.2	36.7	29.3	36.0	35.9	37.7	27.8	32.5
4. Desirable	15.6	18.4	13.0	13.2	20.6	17.8	13.5	15.5	16.2	14.7	18.1	14.9	15.4	16.3	17.1	13.5
<i>Item 11820 Subject C05, H05</i>	<i>N</i> 2479	1115	1249	1681	303	517	651	896	414	1879	469	1174	579	300	342	41
<b>A05D:</b> Working in the military service																
1. Not at all acceptable	50.0	45.3	54.3	50.9	49.0	49.6	52.1	47.1	53.7	51.5	44.4	50.4	49.7	48.3	51.5	44.0
2. Somewhat acceptable	26.2	28.2	25.0	26.9	23.3	25.9	28.7	24.3	26.7	26.7	24.3	26.6	26.4	28.0	23.9	26.1
3. Acceptable	15.9	16.6	15.1	15.3	16.0	16.1	12.7	18.6	15.1	15.9	15.7	16.3	16.3	14.6	16.3	4.2
4. Desirable	7.8	9.9	5.6	6.9	11.6	8.3	6.5	10.0	4.5	5.9	15.5	6.8	7.5	9.2	8.2	25.6
<i>Item 11830 Subject C05, L04</i>	<i>N</i> 2480	1118	1249	1680	302	521	649	897	413	1883	466	1172	580	300	344	41
<b>A05E:</b> Working in a school or university																
1. Not at all acceptable	17.1	22.9	11.5	16.2	16.3	18.5	15.2	20.2	11.6	13.4	30.6	13.3	19.0	19.8	25.5	11.2
2. Somewhat acceptable	27.9	31.9	24.3	27.8	31.6	27.0	27.2	26.3	33.5	27.6	28.7	28.0	30.5	24.0	25.6	38.1
3. Acceptable	37.4	32.7	41.4	37.1	35.9	37.1	39.5	35.8	37.8	39.2	32.0	39.1	35.1	35.1	36.1	39.0
4. Desirable	17.7	12.5	22.7	18.9	16.2	17.4	18.1	17.8	17.1	19.8	8.7	19.6	15.3	21.1	12.8	11.7
<i>Item 11840 Subject B10, C05</i>	<i>N</i> 2474	1114	1248	1676	301	518	648	895	413	1879	466	1171	578	299	342	41
<b>A05F:</b> Working in a police department or police agency																
1. Not at all acceptable	29.9	31.6	28.5	26.5	40.3	29.7	25.6	33.1	30.1	30.3	28.2	28.9	30.6	26.6	35.5	28.7
2. Somewhat acceptable	29.1	26.7	31.4	30.4	28.0	26.3	35.4	26.7	28.0	31.5	21.9	32.5	24.1	31.9	24.2	24.3
3. Acceptable	28.8	28.2	29.4	30.6	23.0	29.9	29.6	26.3	31.3	28.0	31.8	28.6	28.6	29.8	28.5	35.1
4. Desirable	12.2	13.6	10.7	12.5	8.7	14.1	9.4	13.9	10.6	10.3	18.2	9.9	16.7	11.7	11.8	11.8
<i>Item 11850 Subject C05</i>	<i>N</i> 2480	1115	1249	1681	302	519	648	897	415	1881	468	1175	579	298	344	41
<b>A05G:</b> Working in a social service organization																
1. Not at all acceptable	20.7	31.9	9.3	21.5	12.5	22.2	17.7	22.4	19.7	18.2	27.8	20.9	17.0	19.0	25.9	23.0
2. Somewhat acceptable	33.5	39.5	28.5	34.3	33.8	31.6	37.4	32.4	32.1	34.4	32.0	31.6	37.4	35.4	30.7	50.0
3. Acceptable	32.1	23.6	40.2	30.5	39.0	31.9	32.0	30.9	34.8	33.0	30.0	32.2	33.3	30.7	32.0	20.2
4. Desirable	13.8	4.9	22.0	13.7	14.7	14.2	12.9	14.3	13.4	14.4	10.2	15.3	12.3	15.0	11.4	6.8
<i>Item 11860 Subject C05, O01</i>	<i>N</i> 2469	1114	1242	1679	300	517	648	889	415	1878	463	1167	580	298	342	41
<b>A05H:</b> Working with a small group of partners																
1. Not at all acceptable	6.8	7.6	5.3	5.5	8.5	6.6	6.2	7.9	5.4	5.8	8.1	5.4	7.0	7.8	7.8	12.3
2. Somewhat acceptable	25.6	23.8	26.6	24.1	30.1	26.9	24.9	25.2	26.1	24.7	29.7	24.2	26.5	28.0	26.0	40.6
3. Acceptable	46.6	45.3	48.4	46.9	46.4	45.5	49.5	46.2	44.3	47.3	45.6	49.0	45.9	40.6	45.7	38.6
4. Desirable	21.0	23.3	19.7	23.5	15.0	21.0	19.4	20.8	24.2	22.2	16.5	21.4	20.5	23.7	20.5	8.5
<i>Item 11870 Subject C05</i>	<i>N</i> 2479	1115	1249	1680	303	518	649	897	415	1881	468	1175	580	300	343	40
<b>A05I:</b> Working on your own (self-employed)																
1. Not at all acceptable	7.4	6.1	8.0	7.6	5.2	6.9	8.8	6.1	8.8	7.0	8.2	8.2	7.3	6.3	5.9	4.6
2. Somewhat acceptable	18.6	14.8	22.3	19.4	16.7	19.8	22.0	15.1	19.3	19.5	16.5	18.9	19.4	21.9	15.2	12.3
3. Acceptable	33.4	34.3	33.2	33.6	28.8	32.3	35.1	32.1	34.8	34.8	31.2	34.6	31.1	32.7	31.4	51.0
4. Desirable	40.6	44.7	36.5	39.5	49.3	41.0	34.1	46.7	37.1	38.7	44.1	38.3	42.2	39.1	47.5	32.1
<i>Item 11880 Subject C05</i>	<i>N</i> 2479	1115	1250	1681	303	520	649	895	415	1880	469	1173	580	300	344	41



## DESCRIPTIVE RESULTS: 1996

185

QUESTIONNAIRE FORM 5 1996	TOTAL	SEX		RACE		REGION				COLLEGE PLANS?		ILLCIT DRUG USE: LIFETIME					
		M	F	White	Black	NE	NC	S	W	Yes	No	None	Mari- juana Only	Few Pills	More Pills	Any Her- oin	
<i>N (Weighted No. of Cases):</i>	2502	1127	1251	1689	304	524	654	903	421	1884	478	1179	582	300	347	44	
<i>% of Weighted Total:</i>	100.0	45.1	50.0	67.5	12.2	20.9	26.1	36.1	16.8	75.3	19.1	47.1	23.3	12.0	13.9	1.7	
<b>A06:</b> If you were to get enough money to live as comfortably as you'd like for the rest of your life, would you want to work?																	
1. I would want to work	76.1	71.7	80.5	75.5	74.4	75.8	78.1	75.2	75.2	77.3	70.3	81.4	71.7	81.9	63.3	54.0	
2. I would not want to work	23.9	28.3	19.5	24.5	25.6	24.2	21.9	24.8	24.8	22.7	29.7	18.6	28.3	18.1	36.7	46.0	
<i>Item 8100 Subject C06</i>	<i>N</i>	<i>2463</i>	<i>1110</i>	<i>1238</i>	<i>1672</i>	<i>299</i>	<i>517</i>	<i>652</i>	<i>885</i>	<i>410</i>	<i>1862</i>	<i>468</i>	<i>1163</i>	<i>572</i>	<i>300</i>	<i>343</i>	<i>41</i>
<b>A07:</b> The next questions are about race relations. How much have you gotten to know people of other races . . .																	
<b>A07A:</b> In school?																	
1. Not at all	7.0	6.8	6.9	8.6	3.5	6.8	14.7	3.3	3.1	6.8	8.2	7.0	7.1	7.9	6.2	6.7	
2. A little	19.6	17.6	20.9	23.3	11.3	26.0	21.6	14.3	20.2	18.7	22.6	19.5	16.9	22.6	21.5	19.5	
3. Some	24.7	27.7	22.5	27.1	17.5	25.0	25.1	23.3	26.6	25.4	23.6	24.1	26.2	25.1	24.2	26.4	
4. A lot	47.0	45.8	48.4	39.3	65.1	40.8	35.3	57.9	49.4	47.5	43.2	48.5	47.9	43.2	44.1	43.4	
8. Does not apply to me	1.7	2.1	1.2	1.7	2.6	1.4	3.3	1.3	0.7	1.5	2.5	1.0	1.8	1.2	4.0	4.0	
<i>Item 11890 Subject B03, N03</i>	<i>N</i>	<i>2480</i>	<i>1117</i>	<i>1250</i>	<i>1684</i>	<i>303</i>	<i>519</i>	<i>652</i>	<i>893</i>	<i>416</i>	<i>1876</i>	<i>475</i>	<i>1177</i>	<i>581</i>	<i>295</i>	<i>345</i>	<i>41</i>
<b>A07B:</b> In your neighborhood?																	
1. Not at all	31.5	30.4	32.5	37.2	21.6	28.8	38.8	32.7	20.8	32.1	29.8	30.1	31.3	34.2	34.7	28.5	
2. A little	25.7	24.4	26.1	25.5	27.0	26.5	25.2	23.2	30.7	25.9	24.5	27.7	23.8	23.4	23.4	24.0	
3. Some	19.1	21.2	17.8	15.8	26.6	20.2	14.7	18.1	26.8	18.9	19.6	19.4	18.7	18.3	20.8	14.9	
4. A lot	14.1	13.4	14.7	10.3	18.5	15.1	11.2	15.6	14.6	13.3	16.2	12.7	17.9	14.8	11.1	27.1	
8. Does not apply to me	9.6	10.6	8.9	11.2	6.2	9.4	10.2	10.4	7.1	9.8	9.9	10.1	8.4	9.4	10.0	5.5	
<i>Item 11900 Subject N03</i>	<i>N</i>	<i>2480</i>	<i>1115</i>	<i>1249</i>	<i>1685</i>	<i>303</i>	<i>521</i>	<i>653</i>	<i>890</i>	<i>416</i>	<i>1875</i>	<i>477</i>	<i>1175</i>	<i>580</i>	<i>295</i>	<i>345</i>	<i>43</i>
<b>A07C:</b> In church?																	
1. Not at all	32.1	32.8	31.0	36.1	27.5	38.4	36.8	31.0	19.4	31.1	34.4	30.1	34.8	32.9	34.6	27.1	
2. A little	20.2	20.2	20.5	19.6	22.7	19.2	18.3	21.1	22.8	21.5	16.6	20.8	16.9	24.0	19.9	24.0	
3. Some	13.7	12.9	14.7	12.0	19.2	9.3	12.3	14.9	18.6	14.4	10.5	16.4	12.9	10.6	7.7	17.5	
4. A lot	9.0	7.6	10.1	6.6	15.1	7.3	6.9	10.5	11.1	8.7	10.9	10.3	9.8	7.6	5.0	6.3	
8. Does not apply to me	25.0	26.4	23.7	25.7	15.5	25.8	25.7	22.4	28.2	24.3	27.7	22.4	25.5	24.9	32.8	25.2	
<i>Item 11910 Subject G, N03</i>	<i>N</i>	<i>2473</i>	<i>1109</i>	<i>1249</i>	<i>1680</i>	<i>302</i>	<i>519</i>	<i>652</i>	<i>886</i>	<i>416</i>	<i>1869</i>	<i>476</i>	<i>1168</i>	<i>581</i>	<i>295</i>	<i>345</i>	<i>43</i>
<b>A07D:</b> On sports teams?																	
1. Not at all	14.6	11.2	17.3	16.9	9.3	17.6	18.4	11.2	12.0	13.6	17.3	14.0	14.9	16.7	14.1	20.3	
2. A little	15.7	15.9	14.9	15.9	13.9	17.2	19.0	12.6	15.1	15.7	14.5	15.7	15.1	15.2	16.7	7.9	
3. Some	22.1	23.5	21.4	23.4	19.5	23.0	22.8	21.6	21.0	23.2	20.2	23.1	21.3	22.7	20.3	16.8	
4. A lot	28.0	36.2	21.0	25.7	32.7	25.1	20.7	34.1	30.1	28.3	26.9	25.6	36.2	27.4	19.7	44.7	
8. Does not apply to me	19.7	13.2	25.5	18.0	24.5	17.1	19.1	20.5	21.9	19.2	21.1	21.5	12.5	18.0	29.2	10.3	
<i>Item 11920 Subject N03</i>	<i>N</i>	<i>2474</i>	<i>1113</i>	<i>1246</i>	<i>1680</i>	<i>303</i>	<i>520</i>	<i>652</i>	<i>888</i>	<i>415</i>	<i>1872</i>	<i>475</i>	<i>1172</i>	<i>580</i>	<i>293</i>	<i>345</i>	<i>43</i>
<b>A07E:</b> In clubs?																	
1. Not at all	19.1	20.3	18.3	22.0	14.6	22.9	26.5	14.7	12.1	17.6	24.8	17.7	17.2	20.7	22.5	40.1	
2. A little	20.1	20.9	18.8	21.2	15.5	20.8	19.2	20.9	18.5	21.3	16.1	20.6	20.0	22.7	15.7	20.1	
3. Some	20.5	19.0	22.3	19.5	25.2	18.0	18.1	22.7	22.5	22.1	13.9	22.7	20.9	17.1	16.8	11.7	
4. A lot	19.3	14.6	23.6	16.2	22.1	19.8	14.9	21.5	20.9	19.9	16.9	20.6	18.9	17.7	17.0	19.6	
8. Does not apply to me	21.0	25.2	17.0	21.1	22.6	18.5	21.2	20.1	25.9	19.0	28.3	18.4	23.1	21.8	28.2	8.5	
<i>Item 11930 Subject N03</i>	<i>N</i>	<i>2477</i>	<i>1114</i>	<i>1248</i>	<i>1684</i>	<i>303</i>	<i>519</i>	<i>652</i>	<i>890</i>	<i>415</i>	<i>1874</i>	<i>475</i>	<i>1174</i>	<i>579</i>	<i>294</i>	<i>345</i>	<i>43</i>
<b>A07F:</b> On a job?																	
1. Not at all	13.2	13.1	13.1	16.4	4.1	16.2	18.0	10.5	7.8	12.2	17.5	13.2	13.5	12.7	13.8	10.0	
2. A little	15.5	15.9	14.4	16.6	11.2	17.0	17.1	14.5	13.3	15.8	14.8	14.6	15.3	16.0	17.6	17.0	
3. Some	21.8	23.7	20.6	22.4	21.1	24.4	22.0	18.5	25.3	22.7	20.7	21.3	21.4	25.7	22.2	19.9	
4. A lot	34.1	32.7	35.5	29.0	49.6	29.3	31.7	38.2	35.2	33.0	35.3	30.8	39.7	34.5	34.1	39.8	
8. Does not apply to me	15.3	14.7	16.3	15.5	13.9	13.1	11.1	18.3	18.4	16.3	11.6	20.1	10.1	11.1	12.3	13.3	
<i>Item 11940 Subject C01, N03</i>	<i>N</i>	<i>2481</i>	<i>1117</i>	<i>1250</i>	<i>1685</i>	<i>304</i>	<i>521</i>	<i>653</i>	<i>891</i>	<i>416</i>	<i>1876</i>	<i>477</i>	<i>1175</i>	<i>582</i>	<i>295</i>	<i>345</i>	<i>43</i>



QUESTIONNAIRE FORM 5 1996	TOTAL	SEX		RACE		REGION				COLLEGE PLANS?		ILLICIT DRUG USE: LIFETIME				
		M	F	White	Black	NE	NC	S	W	Yes	No	None	Mari- juana Only	Few Pills	More Pills	Any Her- oin
<i>N (Weighted No. of Cases):</i>	2502	1127	1251	1689	304	524	654	903	421	1884	478	1179	582	300	347	44
<i>% of Weighted Total:</i>	100.0	45.1	50.0	67.5	12.2	20.9	26.1	36.1	16.8	75.3	19.1	47.1	23.3	12.0	13.9	1.7
<b>A08:</b> Thinking about the country as a whole, would you say relations between white people and black people have been getting better, getting worse, or staying pretty much the same?																
1. Better	10.3	12.7	8.5	9.9	10.2	7.9	9.1	11.1	13.3	10.3	10.0	11.7	8.4	9.5	9.2	8.7
2. A little better	38.6	35.6	41.5	38.3	40.5	40.9	35.6	38.4	40.9	39.1	35.4	40.5	37.1	36.5	40.4	22.2
3. Same	28.9	31.0	27.4	28.3	28.6	27.5	29.6	27.0	33.8	29.1	30.3	28.1	28.8	28.7	30.0	41.4
4. A little worse	14.4	12.4	15.7	15.4	13.5	14.4	17.8	14.9	8.1	14.8	13.7	12.9	17.8	19.8	10.2	8.2
5. Worse	7.7	8.3	6.9	8.0	7.2	9.2	8.0	8.5	3.9	6.8	10.5	6.8	7.9	5.5	10.1	19.4
<i>Item 11950 Subject N02</i>	<i>N</i> 2478	1114	1250	1684	303	519	651	891	417	1875	476	1176	579	295	344	44
The next questions are about driving.																
<b>A09:</b> Do you have a driver's license?																
1. Yes	85.3	90.6	80.2	91.9	73.6	78.3	90.6	88.6	78.9	85.7	83.5	85.2	84.4	86.7	87.1	78.1
2. No, but I soon will—GO TO Q.A13	11.3	7.7	14.8	6.5	19.8	16.9	7.4	8.7	15.9	11.4	10.5	11.3	12.0	11.2	8.5	21.9
3. No—GO TO Q.A13	3.4	1.6	5.0	1.6	6.6	4.8	2.0	2.7	5.2	2.8	5.9	3.5	3.6	2.0	4.4	-
<i>Item 11960 Subject F07</i>	<i>N</i> 2426	1087	1230	1675	283	514	642	866	405	1848	457	1151	568	293	334	44
<b>A10:</b> Do you own a car?																
1. Yes	65.0	71.3	58.3	68.3	47.0	52.8	63.9	69.7	70.7	63.0	74.1	60.5	63.6	68.1	77.2	79.0
2. No, but I expect to own one in another year or two	22.2	18.3	25.9	19.1	45.1	27.8	20.9	21.4	19.4	21.5	23.1	22.9	24.5	23.1	15.7	16.1
3. No	12.9	10.4	15.8	12.6	7.9	19.4	15.2	8.9	9.9	15.5	2.8	16.6	12.0	8.8	7.1	4.9
<i>Item 11970 Subject F07</i>	<i>N†</i> 2071	985	987	1538	209	402	582	767	320	1585	382	981	479	254	291	34
<b>A11:</b> Are you able to use someone else's car when you want to?																
1. Yes, whenever I wish	34.2	32.9	36.0	37.3	23.7	30.4	38.7	35.1	28.8	35.3	36.3	37.9	28.4	34.5	30.1	61.8
2. Yes, most of the time	41.1	40.4	41.9	40.8	42.3	41.6	38.8	41.2	44.0	41.8	35.6	41.9	41.9	42.5	37.5	25.5
3. Sometimes	16.5	17.6	15.3	14.5	23.7	18.0	15.7	14.7	20.7	15.6	19.0	13.6	20.1	16.3	20.3	9.6
4. Rarely	5.6	6.8	3.9	5.0	7.4	6.1	4.1	6.6	5.1	5.0	6.4	4.4	6.6	5.7	7.6	1.3
5. Never	2.6	2.4	2.9	2.4	2.8	3.9	2.6	2.3	1.4	2.3	2.7	2.2	2.9	1.0	4.5	1.9
<i>Item 11980 Subject F07</i>	<i>N†</i> 2069	983	986	1536	209	402	581	767	319	1584	381	980	479	254	290	34
<b>A12:</b> Do you make an effort to cut down on driving, in order to save gasoline?																
1. Not at all	23.2	26.8	18.8	22.2	28.4	29.8	23.4	23.6	13.5	21.7	27.8	18.5	28.3	20.1	30.2	42.4
2. Not very much	34.8	31.2	39.7	35.7	30.9	36.2	36.4	33.2	33.9	36.1	31.2	34.4	34.8	39.1	33.7	35.3
3. Yes, to some extent	34.0	33.5	34.0	35.8	28.5	27.0	33.9	33.5	44.2	34.0	33.9	37.1	30.1	31.9	32.2	18.8
4. Yes, quite a bit	5.4	6.1	4.9	4.6	7.7	4.6	3.7	6.8	6.3	5.3	5.2	6.0	5.1	7.2	2.6	3.4
8. Don't know	2.7	2.4	2.6	1.6	4.5	2.5	2.7	3.0	2.1	2.9	1.9	4.0	1.8	1.6	1.2	-
<i>Item 11990 Subject F07</i>	<i>N†</i> 2068	985	984	1537	209	401	580	768	319	1583	380	980	479	254	290	34
<b>A13:</b> Do you make an effort to cut down on the amount of electricity you use, in order to save energy?																
1. Not at all	13.0	18.6	7.5	13.1	15.2	13.8	13.5	12.7	11.9	11.5	17.3	11.4	13.9	9.2	16.7	36.9
2. Not very much	29.8	31.9	28.3	32.6	26.3	30.1	31.9	28.2	29.3	29.7	32.3	26.9	31.3	34.9	34.2	23.1
3. Yes, to some extent	42.3	37.6	46.9	42.0	41.2	39.6	42.8	42.8	44.0	44.5	34.9	44.8	40.7	43.2	38.0	32.7
4. Yes, quite a bit	11.7	8.6	14.2	9.6	12.6	13.5	8.7	11.9	13.6	11.5	10.7	13.3	10.1	10.3	9.0	6.5
8. Don't know	3.3	3.3	3.1	2.7	4.7	2.9	3.2	4.4	1.2	2.8	4.9	3.5	4.0	2.3	2.0	0.9
<i>Item 12000 Subject F05</i>	<i>N</i> 2487	1122	1251	1689	303	522	653	895	417	1879	477	1179	582	295	346	44
<b>A14:</b> In the house or apartment where you live, is an effort made to reduce heat during the winter, in order to save energy?																
1. Not at all	13.7	15.8	11.8	12.7	19.9	12.1	17.1	13.7	10.4	13.1	14.9	13.0	15.2	10.0	15.0	22.5
2. Not very much	24.8	25.3	24.4	24.8	25.2	23.1	22.3	26.8	26.4	24.8	24.5	23.8	26.1	25.7	25.3	29.8
3. Yes, to some extent	37.4	36.0	38.4	39.4	31.0	37.8	37.8	37.0	37.1	37.3	38.0	37.5	35.8	39.3	38.9	27.5
4. Yes, quite a bit	18.7	16.9	20.2	18.6	16.5	21.1	17.4	16.2	22.9	19.5	16.3	20.1	18.1	19.5	15.1	15.7
8. Don't know	5.5	6.1	5.2	4.5	7.3	6.0	5.5	6.3	3.2	5.3	6.3	5.7	4.8	5.4	5.7	4.5
<i>Item 12010 Subject F05</i>	<i>N</i> 2486	1121	1251	1689	303	521	653	895	418	1878	477	1179	582	295	346	44

†=excludes respondents for whom question was inappropriate.



QUESTIONNAIRE FORM 5 1996	TOTAL	SEX		RACE		REGION				COLLEGE PLANS?		ILLICIT DRUG USE: LIFETIME					
		M	F	White	Black	NE	NC	S	W	Yes	No	None	Mari- juana Only	Few Pills	More Pills	Any Her- oin	
<i>N (Weighted No. of Cases):</i>	2502	1127	1251	1689	304	524	654	903	421	1884	478	1179	582	300	347	44	
<i>% of Weighted Total:</i>	100.0	45.1	50.0	67.5	12.2	20.9	26.1	36.1	16.8	75.3	19.1	47.1	23.3	12.0	13.9	1.7	
<b>A15:</b> How do you feel about each of the following?																	
<b>A15A:</b> How much do you enjoy shopping for things like clothes, tapes and discs, sporting goods, and books?																	
1. Not at all	1.3	1.7	0.9	1.5	0.8	1.0	2.0	1.3	0.5	1.0	2.1	1.5	1.2	0.5	1.0	2.4	
2. Not very much	12.6	17.7	7.8	12.9	7.6	13.6	9.7	12.7	15.8	10.8	17.2	12.5	9.8	11.0	17.7	15.9	
3. Pretty much	34.0	43.7	25.0	36.6	23.6	33.7	33.4	34.4	34.6	34.9	31.2	34.6	34.7	33.3	33.4	22.7	
4. Very much	52.1	36.9	66.3	49.0	68.0	51.7	54.9	51.7	49.0	53.3	49.5	51.4	54.3	55.2	47.9	59.0	
<i>Item 12020 Subject F01</i>	<i>N</i>	<i>2486</i>	<i>1121</i>	<i>1251</i>	<i>1689</i>	<i>302</i>	<i>522</i>	<i>652</i>	<i>895</i>	<i>417</i>	<i>1879</i>	<i>477</i>	<i>1179</i>	<i>581</i>	<i>295</i>	<i>346</i>	<i>44</i>
<b>A15B:</b> How much do you care about having the latest fashion in your clothes, tapes and discs, leisure activities, and so on?																	
1. Not at all	10.5	12.2	8.7	11.2	4.2	10.6	10.4	11.0	9.6	10.2	12.4	10.0	8.5	9.9	16.6	8.7	
2. Not very much	32.8	33.7	31.6	34.4	21.3	33.6	31.3	31.5	36.8	33.1	31.4	37.5	28.8	28.4	28.1	24.2	
3. Pretty much	36.2	35.8	37.0	37.0	34.0	35.9	38.3	35.8	34.1	37.6	30.6	35.0	37.7	37.3	37.1	34.6	
4. Very much	20.5	18.3	22.8	17.4	40.4	19.9	20.0	21.8	19.5	19.2	25.6	17.4	25.0	24.4	18.3	32.5	
<i>Item 12030 Subject F01</i>	<i>N</i>	<i>2483</i>	<i>1119</i>	<i>1251</i>	<i>1688</i>	<i>302</i>	<i>522</i>	<i>652</i>	<i>893</i>	<i>416</i>	<i>1878</i>	<i>477</i>	<i>1176</i>	<i>581</i>	<i>295</i>	<i>346</i>	<i>44</i>
<b>A15C:</b> How much do you care about whether your family has most of the things your friends and neighbors have?																	
1. Not at all	30.7	30.6	30.3	27.4	37.7	28.1	28.2	33.1	32.6	28.3	37.9	30.4	29.6	30.3	32.7	41.0	
2. Not very much	49.6	50.1	49.1	52.1	43.3	49.3	50.3	48.5	51.0	50.8	46.1	49.8	51.9	48.8	47.6	34.8	
3. Pretty much	15.4	15.0	16.4	16.8	13.4	17.6	18.3	13.4	12.4	16.9	11.4	16.4	13.5	17.1	14.9	14.0	
4. Very much	4.3	4.3	4.2	3.7	5.6	5.0	3.1	5.0	4.0	4.0	4.7	3.5	5.1	3.8	4.9	10.2	
<i>Item 12040 Subject F01</i>	<i>N</i>	<i>2479</i>	<i>1116</i>	<i>1249</i>	<i>1685</i>	<i>301</i>	<i>520</i>	<i>650</i>	<i>891</i>	<i>417</i>	<i>1876</i>	<i>475</i>	<i>1172</i>	<i>580</i>	<i>295</i>	<i>346</i>	<i>44</i>
<b>A16:</b> When you are older, do you expect to own more possessions than your parents do now, or about the same, or less?																	
I expect to own . . .																	
1. Much less than my parents	1.8	1.9	1.3	1.5	1.6	1.8	2.0	1.9	1.2	1.4	3.5	1.3	0.9	1.5	4.3	8.3	
2. Somewhat less than my parents	6.4	6.8	5.7	7.0	4.0	4.5	6.6	7.3	6.6	5.6	8.2	6.0	6.0	7.8	7.5	3.9	
3. About as much as my parents	33.9	32.7	35.6	38.1	18.1	31.7	32.4	33.8	39.0	33.6	34.8	37.4	29.6	31.4	31.4	39.1	
4. Somewhat more than my parents	37.8	36.2	39.4	38.7	37.3	40.6	39.6	37.1	32.9	38.5	36.5	37.7	38.1	39.8	39.0	24.3	
5. Much more than my parents	20.2	22.4	17.9	14.8	39.0	21.4	19.5	20.0	20.2	20.9	17.0	17.6	25.4	19.5	17.8	24.4	
<i>Item 12050 Subject F01</i>	<i>N</i>	<i>2469</i>	<i>1112</i>	<i>1248</i>	<i>1682</i>	<i>302</i>	<i>519</i>	<i>650</i>	<i>884</i>	<i>416</i>	<i>1868</i>	<i>477</i>	<i>1173</i>	<i>579</i>	<i>291</i>	<i>346</i>	<i>43</i>
<b>A17:</b> Compared with your parents, what is the smallest amount that you could be content or satisfied to own?																	
The least I could be content to own is . . .																	
1. Much less than my parents	9.9	10.7	9.2	10.5	6.6	7.5	9.2	10.7	11.9	9.4	11.6	10.8	8.8	9.8	8.1	15.0	
2. Somewhat less than my parents	30.1	27.3	32.5	34.6	18.4	29.1	29.5	28.9	34.6	30.9	27.1	30.4	27.6	31.8	34.1	11.7	
3. About as much as my parents	40.8	40.3	41.6	40.3	42.5	40.9	40.0	42.4	38.4	40.5	42.2	41.0	41.0	38.6	40.9	54.9	
4. Somewhat more than my parents	14.0	15.4	12.3	11.4	18.4	16.0	15.6	12.9	11.1	13.4	14.7	13.7	15.6	13.2	12.2	12.0	
5. Much more than my parents	5.3	6.4	4.5	3.3	14.1	6.4	5.7	5.0	4.1	5.8	4.4	4.1	7.0	6.6	4.7	6.4	
<i>Item 12060 Subject F01</i>	<i>N</i>	<i>2459</i>	<i>1111</i>	<i>1240</i>	<i>1682</i>	<i>298</i>	<i>518</i>	<i>646</i>	<i>881</i>	<i>415</i>	<i>1863</i>	<i>474</i>	<i>1170</i>	<i>578</i>	<i>290</i>	<i>344</i>	<i>43</i>
<b>A18:</b> These next questions ask your opinions about a number of different topics. How much do you agree or disagree with each statement below?																	
<b>A18A:</b> We ought to worry about our own country and let the rest of the world take care of itself																	
1. Disagree	13.3	13.3	13.3	9.9	17.7	13.2	9.8	15.2	15.0	13.6	12.0	14.4	12.7	10.4	13.1	6.8	
2. Mostly disagree	20.0	16.9	23.7	20.8	14.8	21.6	19.8	19.9	18.2	22.1	11.6	21.5	19.9	21.9	15.0	8.7	
3. Neither	16.4	16.1	16.8	17.1	14.2	17.0	14.3	17.3	17.1	16.5	16.4	15.7	18.6	13.4	17.0	26.5	
4. Mostly agree	30.6	29.7	31.3	32.6	28.7	28.0	34.6	27.8	33.4	31.3	28.6	32.4	28.6	30.5	28.7	25.0	
5. Agree	19.8	24.1	15.0	19.6	24.5	20.2	21.4	19.9	16.3	16.5	31.4	16.0	20.1	23.8	26.3	33.0	
<i>Item 12070 Subject O03</i>	<i>N</i>	<i>2475</i>	<i>1118</i>	<i>1248</i>	<i>1684</i>	<i>302</i>	<i>520</i>	<i>649</i>	<i>889</i>	<i>417</i>	<i>1876</i>	<i>478</i>	<i>1174</i>	<i>580</i>	<i>295</i>	<i>346</i>	<i>44</i>



QUESTIONNAIRE FORM 5 1996	TOTAL	SEX		RACE		REGION				COLLEGE PLANS?		ILLICIT DRUG USE: LIFETIME				
		M	F	White	Black	NE	NC	S	W	Yes	No	None	Mari- juana Only	Few Pills	More Pills	Any Her- oin
<i>N (Weighted No. of Cases):</i>	2502	1127	1251	1689	304	524	654	903	421	1884	478	1179	582	300	347	44
<i>% of Weighted Total:</i>	100.0	45.1	50.0	67.5	12.2	20.9	26.1	36.1	16.8	75.3	19.1	47.1	23.3	12.0	13.9	1.7
<b>A18B:</b> It would be better if we all felt more like citizens of the world than of any particular country																
1. Disagree	11.9	15.3	8.4	12.2	8.7	10.7	12.7	12.5	10.6	11.3	13.6	11.3	10.6	12.6	15.0	14.9
2. Mostly disagree	13.5	15.5	11.1	14.7	8.5	14.1	11.7	13.3	15.7	14.1	11.4	13.2	14.0	14.7	11.9	18.1
3. Neither	29.4	27.3	31.7	32.0	29.7	29.3	35.5	25.5	28.5	29.9	29.9	28.0	32.3	30.0	30.4	24.1
4. Mostly agree	24.5	22.8	26.8	24.2	25.6	25.8	20.9	26.7	23.6	25.2	22.2	26.8	20.3	24.7	23.9	23.0
5. Agree	20.7	19.2	21.9	16.8	27.5	20.0	19.2	21.9	21.5	19.5	23.0	20.8	22.9	18.0	18.9	20.0
<i>Item 12080 Subject O03</i>	<i>N</i> 2472	1117	1247	1683	302	521	647	888	416	1874	477	1174	580	295	345	44
<b>A18C:</b> I find it hard to be sympathetic toward starving people in foreign lands, when there is so much trouble in our own country																
1. Disagree	31.5	21.2	41.1	28.3	41.6	29.2	29.7	36.3	26.9	33.9	22.7	33.8	30.7	32.7	26.4	16.1
2. Mostly disagree	22.9	20.6	25.2	24.7	17.3	24.3	19.8	21.0	30.0	24.8	18.2	25.4	20.1	19.5	21.9	23.3
3. Neither	15.7	20.1	11.6	16.3	13.2	14.8	17.5	14.1	17.2	14.4	19.4	14.9	15.3	17.5	16.0	22.0
4. Mostly agree	18.4	21.9	14.9	18.9	13.1	21.4	18.0	17.3	17.5	17.6	19.9	16.7	20.2	17.4	21.3	23.7
5. Agree	11.6	16.3	7.3	11.8	14.8	10.3	15.0	11.3	8.4	9.4	19.8	9.2	13.7	12.8	14.5	14.8
<i>Item 12090 Subject F03, O03</i>	<i>N</i> 2469	1116	1246	1683	302	518	650	887	413	1871	476	1173	579	295	345	44
<b>A18D:</b> Maybe some minority groups do get unfair treatment, but that's no business of mine																
1. Disagree	40.8	32.4	48.0	33.9	61.4	41.5	36.3	40.9	46.6	43.2	29.4	42.0	42.8	39.2	35.3	29.8
2. Mostly disagree	26.8	25.4	28.5	30.4	12.7	26.7	26.9	27.2	26.2	28.0	22.8	28.8	24.2	25.9	26.7	21.7
3. Neither	18.0	22.9	14.0	21.4	8.8	16.7	21.3	17.6	15.6	17.8	20.3	18.4	16.6	19.2	19.4	12.1
4. Mostly agree	8.3	10.7	5.8	7.9	9.4	9.3	8.1	8.4	7.3	6.4	15.5	6.3	11.1	10.7	8.8	5.9
5. Agree	6.0	8.6	3.6	6.4	7.8	5.8	7.4	5.9	4.2	4.5	12.0	4.5	5.4	5.0	9.8	30.4
<i>Item 12100 Subject N02, O03</i>	<i>N</i> 2469	1113	1247	1681	303	519	647	886	416	1872	476	1173	580	295	343	44
<b>A18E:</b> I get very upset when I see other people treated unfairly																
1. Disagree	2.9	3.5	2.3	2.8	3.4	2.8	3.3	3.0	2.1	2.4	2.9	2.4	1.8	3.0	4.8	5.8
2. Mostly disagree	4.1	5.7	1.9	3.9	4.9	5.2	4.6	3.5	3.2	3.0	7.3	2.2	4.4	3.7	8.2	10.7
3. Neither	10.0	15.2	4.9	11.7	5.5	10.3	11.3	9.9	7.5	7.6	19.2	7.1	11.2	10.8	17.8	8.8
4. Mostly agree	31.5	37.6	26.8	33.9	25.1	32.1	35.2	29.9	28.6	32.6	28.6	30.0	32.8	36.4	31.5	22.0
5. Agree	51.6	38.0	64.1	47.6	61.0	49.6	45.7	53.7	58.7	54.4	42.0	58.3	49.9	46.1	37.8	52.6
<i>Item 12110 Subject O03</i>	<i>N</i> 2462	1113	1244	1677	301	518	645	882	417	1867	475	1169	578	295	343	44
<b>A18F:</b> I would agree to a good plan to make a better life for the poor, even if it cost me money																
1. Disagree	8.1	12.6	3.9	8.8	7.4	9.2	10.8	7.0	4.7	6.9	11.8	6.1	8.5	8.0	12.1	16.2
2. Mostly disagree	10.0	13.0	7.3	11.7	5.0	11.7	10.6	8.6	9.9	9.7	11.3	9.3	9.8	10.4	12.5	12.9
3. Neither	22.4	25.0	19.7	24.8	11.5	21.8	26.2	19.8	22.8	21.0	26.6	19.2	23.0	28.4	26.8	22.6
4. Mostly agree	36.1	32.2	39.5	35.3	37.9	36.0	34.0	36.9	37.9	38.9	29.7	38.4	37.9	33.5	30.4	25.3
5. Agree	23.4	17.3	29.7	19.4	38.1	21.4	18.4	27.6	24.7	23.5	20.6	26.9	20.8	19.7	18.3	23.0
<i>Item 12120 Subject O03</i>	<i>N</i> 2464	1113	1243	1678	301	516	646	886	415	1868	476	1170	578	294	345	43
<b>A18G:</b> It's not really my problem if others are in trouble and need help																
1. Disagree	39.2	29.6	48.6	36.6	47.9	38.0	36.2	42.0	39.0	43.0	26.6	44.2	34.6	41.0	29.3	31.4
2. Mostly disagree	35.6	37.9	33.6	38.6	24.8	38.3	38.8	31.1	36.6	34.8	39.3	35.0	36.0	38.8	35.7	29.9
3. Neither	15.3	19.1	11.9	16.2	13.6	14.4	15.4	15.8	15.5	14.6	15.9	12.6	18.5	14.2	20.9	9.2
4. Mostly agree	7.1	9.4	4.3	6.1	8.7	6.5	6.7	8.1	6.6	5.8	11.5	5.6	7.8	4.7	10.9	17.2
5. Agree	2.8	4.0	1.7	2.5	5.1	2.7	2.9	3.0	2.3	1.8	6.6	2.6	3.1	1.4	3.2	12.3
<i>Item 12130 Subject O03</i>	<i>N</i> 2470	1116	1248	1684	301	520	648	886	416	1872	476	1175	579	294	345	44
<b>A18H:</b> Americans could change their eating habits to provide more food for the hungry people in other parts of the world, and at the same time be healthier themselves																
1. Disagree	12.2	17.1	7.6	12.4	12.3	12.4	13.6	12.1	9.9	10.4	18.5	9.9	15.0	11.0	15.2	16.8
2. Mostly disagree	11.9	14.6	9.1	12.9	8.5	12.8	10.9	12.2	11.6	11.7	13.8	12.0	12.4	9.4	12.4	15.3
3. Neither	22.9	24.7	20.4	23.1	21.5	24.1	23.0	20.9	25.5	22.6	22.9	23.5	20.5	22.0	23.5	27.6
4. Mostly agree	30.4	26.2	34.8	31.1	29.7	28.0	33.5	29.3	30.7	31.5	26.4	29.7	28.8	37.0	31.4	21.6
5. Agree	22.6	17.4	28.1	20.5	28.0	22.7	18.9	25.5	22.3	23.8	18.5	24.9	23.3	20.7	17.6	18.5
<i>Item 12140 Subject F03, O03</i>	<i>N</i> 2471	1117	1246	1681	303	520	648	886	417	1876	474	1172	581	295	345	44



DESCRIPTIVE RESULTS: 1996

189

QUESTIONNAIRE FORM 5 1996	TOTAL	SEX		RACE		REGION				COLLEGE PLANS?		ILLICIT DRUG USE: LIFETIME				
		M	F	White	Black	NE	NC	S	W	Yes	No	None	Mari- juana Only	Few Pills	More Pills	Any Her- oin
<i>N (Weighted No. of Cases):</i> <i>% of Weighted Total:</i>	2502 100.0	1127 45.1	1251 50.0	1689 67.5	304 12.2	524 20.9	654 26.1	903 36.1	421 16.8	1884 75.3	478 19.1	1179 47.1	582 23.3	300 12.0	347 13.9	44 1.7
<b>A18I:</b> My family and I often buy things we really don't need; we could get along with much less																
1. Disagree	12.7	12.8	12.4	9.5	26.7	14.7	10.6	13.8	11.2	12.0	15.4	12.3	15.0	9.9	10.6	23.1
2. Mostly disagree	16.2	18.7	14.3	15.7	15.2	17.8	14.5	15.2	19.1	16.4	15.8	16.0	15.8	17.7	15.4	21.5
3. Neither	19.1	22.7	15.6	19.3	16.7	19.1	19.5	19.7	16.9	18.4	19.6	17.5	20.6	21.6	19.5	9.5
4. Mostly agree	31.2	29.7	32.5	33.7	23.2	31.0	33.6	29.6	31.2	32.0	29.1	33.4	28.2	31.3	30.8	23.5
5. Agree	20.8	16.1	25.2	21.8	18.3	17.3	21.8	21.7	21.6	21.2	20.2	20.9	20.3	19.5	23.8	22.5
<i>Item 10060 Subject F01</i>	<i>N 2469</i>	<i>1114</i>	<i>1249</i>	<i>1684</i>	<i>302</i>	<i>520</i>	<i>647</i>	<i>888</i>	<i>414</i>	<i>1873</i>	<i>474</i>	<i>1173</i>	<i>579</i>	<i>295</i>	<i>344</i>	<i>44</i>
<b>A18J:</b> Most people will have fuller and happier lives if they choose legal marriage rather than staying single, or just living with someone																
1. Disagree	22.2	16.0	27.4	20.0	27.2	26.7	18.1	22.3	22.4	21.9	22.7	18.1	25.5	20.9	30.0	36.5
2. Mostly disagree	13.1	12.3	14.3	13.5	12.0	12.2	12.9	13.3	14.1	13.3	12.6	11.8	15.6	13.3	13.3	11.1
3. Neither	30.1	32.4	27.6	30.8	27.3	31.8	34.6	26.7	28.2	29.5	30.5	29.7	28.7	32.9	32.7	12.8
4. Mostly agree	16.9	20.6	13.9	17.4	15.9	16.1	17.8	17.7	15.0	17.2	16.5	18.8	15.4	17.3	13.4	13.2
5. Agree	17.7	18.7	16.9	18.4	17.5	13.2	16.7	19.9	20.3	18.2	17.7	21.6	14.8	15.6	10.7	26.4
<i>Item 12150 Subject D03</i>	<i>N 2471</i>	<i>1118</i>	<i>1244</i>	<i>1681</i>	<i>302</i>	<i>519</i>	<i>646</i>	<i>888</i>	<i>417</i>	<i>1873</i>	<i>476</i>	<i>1174</i>	<i>579</i>	<i>295</i>	<i>345</i>	<i>44</i>
<b>A18K:</b> Parents should encourage just as much independence in their daughters as in their sons																
1. Disagree	3.9	6.9	1.3	3.2	6.2	3.4	3.7	4.9	2.8	3.4	4.8	4.1	4.0	1.1	3.8	10.8
2. Mostly disagree	3.7	6.5	1.4	3.1	3.6	4.2	3.4	3.6	4.0	3.9	3.3	3.6	3.3	3.8	3.7	10.5
3. Neither	9.9	16.5	3.4	10.0	8.8	10.6	11.0	9.7	7.7	8.7	13.0	9.6	11.2	7.0	11.5	8.0
4. Mostly agree	22.6	29.3	16.7	23.8	16.5	19.8	22.8	24.9	21.0	22.1	24.6	20.7	22.5	30.4	23.2	19.9
5. Agree	59.8	40.8	77.2	59.8	65.0	62.0	59.1	56.9	64.5	61.8	54.4	62.1	59.1	57.7	57.7	50.9
<i>Item 12160 Subject D05</i>	<i>N 2469</i>	<i>1115</i>	<i>1247</i>	<i>1681</i>	<i>302</i>	<i>519</i>	<i>647</i>	<i>887</i>	<i>416</i>	<i>1873</i>	<i>476</i>	<i>1173</i>	<i>578</i>	<i>295</i>	<i>345</i>	<i>44</i>
<b>A18L:</b> Being a mother and raising children is one of the most fulfilling experiences a woman can have																
1. Disagree	4.5	3.5	5.2	4.0	4.8	4.4	5.3	4.5	3.4	4.6	4.8	4.7	4.5	1.8	5.4	11.1
2. Mostly disagree	5.3	4.1	6.6	5.1	5.4	6.0	5.8	4.4	5.7	5.8	3.7	3.5	6.5	7.6	7.5	3.9
3. Neither	31.5	48.2	16.3	33.4	21.8	31.8	34.1	30.3	29.4	29.8	36.6	29.5	31.2	31.4	37.4	48.4
4. Mostly agree	25.9	22.6	29.4	28.0	20.9	26.0	24.8	25.5	28.5	28.3	17.8	28.5	24.1	24.9	22.9	7.8
5. Agree	32.8	21.6	42.5	29.4	47.2	31.7	30.0	35.3	33.0	31.6	37.1	33.7	33.7	34.2	26.9	28.7
<i>Item 12170 Subject D05</i>	<i>N 2447</i>	<i>1098</i>	<i>1242</i>	<i>1668</i>	<i>299</i>	<i>516</i>	<i>641</i>	<i>874</i>	<i>416</i>	<i>1856</i>	<i>472</i>	<i>1163</i>	<i>576</i>	<i>287</i>	<i>344</i>	<i>43</i>
<b>A18M:</b> Most fathers should spend more time with their children than they do now																
1. Disagree	1.5	2.2	0.6	1.1	1.4	2.0	1.1	1.7	0.9	1.3	1.5	1.3	0.7	0.8	2.7	2.9
2. Mostly disagree	2.2	2.9	1.4	2.4	1.7	2.7	2.1	1.9	2.4	2.0	3.1	2.2	2.5	2.1	1.8	1.0
3. Neither	17.7	17.8	16.8	19.0	7.2	21.9	19.1	15.3	15.1	17.3	17.5	15.5	19.3	18.6	21.7	12.9
4. Mostly agree	30.7	33.1	28.7	34.6	21.2	33.8	33.0	28.6	27.4	31.8	27.0	30.4	31.1	29.2	32.9	26.8
5. Agree	48.0	44.0	52.5	42.9	68.6	39.6	44.6	52.4	54.1	47.6	50.9	50.6	46.4	49.3	40.9	56.4
<i>Item 12180 Subject D05</i>	<i>N 2463</i>	<i>1107</i>	<i>1248</i>	<i>1683</i>	<i>301</i>	<i>517</i>	<i>648</i>	<i>882</i>	<i>416</i>	<i>1866</i>	<i>475</i>	<i>1173</i>	<i>577</i>	<i>291</i>	<i>345</i>	<i>44</i>
<b>A18N:</b> The husband should make all the important decisions in the family																
1. Disagree	50.9	29.4	71.6	49.9	55.3	53.2	50.1	49.3	53.1	54.7	38.5	52.8	51.8	53.0	45.4	33.7
2. Mostly disagree	18.1	20.8	15.8	19.2	15.0	15.9	18.3	19.4	18.0	18.3	19.4	18.4	17.2	18.6	18.9	15.0
3. Neither	16.8	28.0	6.2	17.1	16.1	19.1	17.1	15.7	15.6	14.5	21.0	15.0	16.8	15.6	21.5	22.6
4. Mostly agree	8.7	13.9	3.7	8.9	8.1	6.7	8.8	10.0	8.4	8.3	11.1	8.7	8.5	8.7	9.7	3.6
5. Agree	5.4	7.9	2.7	5.0	5.6	5.1	5.7	5.7	4.9	4.2	10.0	5.0	5.7	4.2	4.5	25.1
<i>Item 12190 Subject D05</i>	<i>N 2468</i>	<i>1116</i>	<i>1245</i>	<i>1683</i>	<i>300</i>	<i>518</i>	<i>647</i>	<i>887</i>	<i>416</i>	<i>1872</i>	<i>476</i>	<i>1171</i>	<i>580</i>	<i>295</i>	<i>345</i>	<i>44</i>
<b>A19:</b> Some people think about what's going on in government very often, and others are not that interested. How much of an interest do you take in government and current events?																
1. No interest at all	6.5	6.2	6.8	5.7	8.8	9.8	7.0	4.9	4.8	5.1	11.3	5.6	6.1	4.0	12.4	3.6
2. Very little interest	21.3	18.6	23.7	20.3	24.7	20.6	23.0	21.3	19.8	19.5	28.0	19.0	26.2	22.2	19.9	20.6
3. Some interest	45.8	42.1	48.4	46.5	43.6	45.1	45.9	46.0	45.7	46.9	42.1	46.3	41.6	53.4	46.2	26.7
4. A lot of interest	18.4	21.8	15.9	19.8	16.4	17.6	18.1	17.9	20.9	19.9	12.8	20.4	18.5	13.3	16.6	17.5
5. A very great interest	8.1	11.4	5.2	7.7	6.5	6.9	6.0	9.9	8.7	8.5	5.9	8.8	7.4	7.1	4.9	31.6
<i>Item 6330 Subject H01, Q08</i>	<i>N 2456</i>	<i>1106</i>	<i>1246</i>	<i>1678</i>	<i>294</i>	<i>517</i>	<i>648</i>	<i>881</i>	<i>411</i>	<i>1868</i>	<i>470</i>	<i>1163</i>	<i>579</i>	<i>295</i>	<i>344</i>	<i>42</i>



## MONITORING THE FUTURE

QUESTIONNAIRE FORM 5 1996	TOTAL	SEX		RACE		REGION				COLLEGE PLANS?		ILLICIT DRUG USE: LIFETIME				
		M	F	White	Black	NE	NC	S	W	Yes	No	None	Mari- juana Only	Few Pills	More Pills	Any Her- oin
<i>N (Weighted No. of Cases):</i>	2502	1127	1251	1689	304	524	654	903	421	1884	478	1179	582	300	347	44
<i>% of Weighted Total:</i>	100.0	45.1	50.0	67.5	12.2	20.9	26.1	36.1	16.8	75.3	19.1	47.1	23.3	12.0	13.9	1.7
<b>A20:</b> If you have at least an average income in the future, how likely is it that you will contribute money to the following organizations? If you have already contributed, mark the last circle only.  Are you likely to contribute to . . .  <b>A20A:</b> The United Fund or other community charities?																
1. Definitely not	6.6	11.3	2.3	7.0	4.2	7.8	6.9	6.1	5.9	4.7	13.4	4.6	6.6	4.8	13.1	16.4
2. Probably not	15.1	19.9	10.8	16.5	8.7	14.6	17.3	12.6	17.8	13.7	20.0	13.6	16.5	16.9	16.3	16.8
3. Don't know	42.7	42.5	42.8	43.6	39.7	41.8	42.9	40.4	48.4	43.9	39.6	40.9	45.4	42.3	45.6	30.3
4. Probably will	25.3	18.2	32.1	23.1	33.7	25.2	23.4	28.9	20.8	27.0	18.5	29.1	21.1	31.8	16.2	18.6
5. Definitely will	3.9	3.2	4.2	3.3	7.2	5.4	2.7	4.3	2.8	4.2	2.6	5.2	2.7	1.3	3.1	4.4
6. Already have	6.4	4.8	7.8	6.5	6.4	5.2	6.7	7.7	4.4	6.6	5.9	6.7	7.8	2.9	5.7	13.5
<i>Item 12200 Subject O02</i>	<i>N 2449</i>	<i>1108</i>	<i>1238</i>	<i>1669</i>	<i>300</i>	<i>511</i>	<i>645</i>	<i>886</i>	<i>408</i>	<i>1862</i>	<i>474</i>	<i>1165</i>	<i>577</i>	<i>295</i>	<i>340</i>	<i>43</i>
<b>A20B:</b> International relief organizations (CARE, UNICEF, etc.)?																
1. Definitely not	7.4	12.3	3.0	8.4	4.4	7.4	9.2	6.6	6.5	5.5	13.8	5.5	7.4	7.2	11.5	17.0
2. Probably not	18.1	23.0	13.7	20.4	10.6	17.9	20.0	16.9	18.0	17.3	20.8	17.4	19.5	19.1	18.0	11.9
3. Don't know	41.6	41.0	41.6	40.6	48.9	39.6	41.9	41.7	43.1	41.2	42.8	38.6	45.9	43.2	43.1	37.6
4. Probably will	24.5	16.4	32.0	22.1	30.8	23.3	21.9	26.1	26.7	26.7	18.0	28.3	20.6	23.9	20.4	22.8
5. Definitely will	3.4	3.1	3.7	2.5	4.4	4.2	2.0	4.7	1.8	3.6	1.9	4.7	2.3	1.6	2.9	-
6. Already have	5.0	4.3	6.0	6.1	0.9	7.6	4.9	4.1	3.8	5.7	2.6	5.5	4.3	5.0	4.0	10.7
<i>Item 12210 Subject O02</i>	<i>N 2453</i>	<i>1110</i>	<i>1240</i>	<i>1674</i>	<i>299</i>	<i>513</i>	<i>645</i>	<i>885</i>	<i>410</i>	<i>1867</i>	<i>474</i>	<i>1165</i>	<i>577</i>	<i>295</i>	<i>342</i>	<i>43</i>
<b>A20C:</b> Minority group organizations (NAACP, SCLC, etc.)?																
1. Definitely not	15.2	22.1	8.8	19.2	3.0	15.7	18.9	14.3	10.7	14.2	20.0	13.4	14.9	14.9	19.6	26.6
2. Probably not	23.7	27.7	19.9	29.2	4.4	24.5	23.1	24.0	22.6	24.1	20.1	24.8	23.6	27.1	18.5	17.6
3. Don't know	35.0	30.3	39.2	38.8	19.7	34.0	37.6	32.9	36.6	34.4	38.1	33.4	33.9	36.3	42.2	27.4
4. Probably will	16.8	12.6	20.7	10.7	30.0	17.0	14.2	16.6	20.8	17.8	13.2	18.5	16.7	14.4	14.2	12.3
5. Definitely will	7.4	5.2	9.7	1.3	34.3	6.9	4.7	9.9	7.2	7.6	6.1	8.2	7.8	6.4	4.8	3.6
6. Already have	2.0	2.1	1.7	0.8	8.6	2.0	1.5	2.3	2.1	1.9	2.6	1.7	3.0	0.9	0.7	12.4
<i>Item 12220 Subject N02, O02</i>	<i>N 2440</i>	<i>1103</i>	<i>1233</i>	<i>1663</i>	<i>296</i>	<i>511</i>	<i>642</i>	<i>877</i>	<i>409</i>	<i>1857</i>	<i>471</i>	<i>1158</i>	<i>573</i>	<i>295</i>	<i>340</i>	<i>44</i>
<b>A20D:</b> Church or religious organizations?																
1. Definitely not	8.8	11.4	6.4	9.5	2.2	10.7	8.8	7.4	9.2	7.5	12.2	6.5	10.6	7.8	13.5	13.4
2. Probably not	9.8	9.6	10.4	11.0	4.7	10.2	10.6	6.7	15.0	9.9	10.1	7.8	10.3	13.3	12.2	15.8
3. Don't know	15.5	17.1	13.7	15.7	9.1	18.9	14.9	14.9	13.2	14.5	18.5	13.2	15.4	14.2	24.0	13.9
4. Probably will	21.8	21.3	22.8	21.9	20.7	24.0	24.3	21.1	16.8	21.4	23.1	22.0	23.0	23.5	16.8	21.1
5. Definitely will	16.9	15.2	18.1	14.2	30.1	12.5	14.1	20.8	18.3	18.6	11.7	20.3	15.7	11.6	12.9	10.8
6. Already have	27.2	25.4	28.6	27.7	33.1	23.6	27.2	29.1	27.6	28.1	24.4	30.1	25.1	29.6	20.5	25.0
<i>Item 12230 Subject G, O02</i>	<i>N 2456</i>	<i>1112</i>	<i>1240</i>	<i>1676</i>	<i>299</i>	<i>512</i>	<i>648</i>	<i>885</i>	<i>411</i>	<i>1866</i>	<i>475</i>	<i>1168</i>	<i>577</i>	<i>295</i>	<i>343</i>	<i>44</i>
<b>A20E:</b> Political parties or organizations?																
1. Definitely not	24.4	27.3	21.5	23.9	25.2	28.6	24.2	21.0	27.1	22.3	31.1	22.5	23.0	25.9	30.8	31.1
2. Probably not	30.0	27.1	33.4	32.1	21.8	27.3	32.0	30.5	29.0	32.2	22.9	32.1	27.7	32.3	26.4	19.7
3. Don't know	31.7	29.0	33.5	30.1	37.1	30.4	31.6	32.9	31.2	30.9	34.4	31.6	34.4	29.3	30.7	21.5
4. Probably will	10.1	11.6	8.7	9.9	12.4	9.7	9.8	10.7	9.8	10.9	8.0	9.7	11.9	9.5	8.3	14.6
5. Definitely will	1.8	2.8	0.9	1.8	2.7	1.8	1.4	2.7	0.6	1.9	1.2	2.2	1.8	0.9	1.5	0.9
6. Already have	2.0	2.1	2.0	2.3	0.7	2.2	1.0	2.3	2.4	1.8	2.3	1.9	1.1	2.1	2.3	12.1
<i>Item 12240 Subject H05, O02</i>	<i>N 2447</i>	<i>1108</i>	<i>1237</i>	<i>1671</i>	<i>298</i>	<i>512</i>	<i>639</i>	<i>886</i>	<i>410</i>	<i>1862</i>	<i>472</i>	<i>1163</i>	<i>577</i>	<i>294</i>	<i>342</i>	<i>43</i>
<b>A20F:</b> Citizen lobbies (Common Cause, Public Citizen, etc.)?																
1. Definitely not	12.4	17.4	8.1	13.5	8.8	12.5	15.3	11.9	8.8	10.7	18.2	10.7	12.4	11.5	17.5	19.0
2. Probably not	23.8	23.1	24.8	24.9	17.9	22.7	25.4	23.6	23.1	24.2	21.7	23.9	24.2	29.3	20.7	9.8
3. Don't know	49.1	44.4	53.4	48.9	53.0	47.4	49.6	48.3	52.3	50.5	44.5	50.1	49.3	46.2	50.1	35.4
4. Probably will	11.8	11.4	11.7	10.1	16.3	13.9	7.9	13.2	11.8	12.2	10.5	12.6	11.7	10.9	8.7	18.2
5. Definitely will	1.6	2.0	1.3	1.4	2.3	2.1	0.8	1.9	1.8	1.5	2.3	1.4	1.8	1.3	2.0	7.0
6. Already have	1.2	1.8	0.6	1.2	1.7	1.3	0.9	1.0	2.1	0.8	2.8	1.4	0.6	0.8	1.0	10.6
<i>Item 12250 Subject H05, I02, O02</i>	<i>N 2443</i>	<i>1108</i>	<i>1232</i>	<i>1664</i>	<i>299</i>	<i>512</i>	<i>638</i>	<i>886</i>	<i>407</i>	<i>1861</i>	<i>470</i>	<i>1164</i>	<i>572</i>	<i>295</i>	<i>338</i>	<i>44</i>



DESCRIPTIVE RESULTS: 1996

191

QUESTIONNAIRE FORM 5 1996	TOTAL	SEX		RACE		REGION				COLLEGE PLANS?		ILLICIT DRUG USE: LIFETIME					
		M	F	White	Black	NE	NC	S	W	Yes	No	None	Mari- juana Only	Few Pills	More Pills	Any Her- oin	
<i>N (Weighted No. of Cases):</i>	2502	1127	1251	1689	304	524	654	903	421	1884	478	1179	582	300	347	44	
<i>% of Weighted Total:</i>	100.0	45.1	50.0	67.5	12.2	20.9	26.1	36.1	16.8	75.3	19.1	47.1	23.3	12.0	13.9	1.7	
<b>A20G:</b> Charities to help fight diseases (Cancer, Heart Disease, etc.)?																	
1. Definitely not	3.4	5.6	1.3	3.1	2.3	3.1	3.6	3.7	2.9	2.1	7.7	2.5	4.2	0.4	6.2	5.1	
2. Probably not	4.1	5.9	2.7	4.3	2.1	3.7	4.7	3.4	5.5	3.8	5.2	3.4	4.4	4.6	4.7	7.5	
3. Don't know	15.9	19.9	11.0	15.9	16.0	12.9	17.2	16.8	15.3	15.6	15.0	15.6	14.8	17.6	15.3	23.5	
4. Probably will	39.8	40.9	39.3	40.8	36.3	40.3	42.7	37.4	40.1	41.5	37.4	41.0	40.1	40.7	38.3	22.0	
5. Definitely will	25.1	19.1	31.0	23.2	33.2	25.5	19.5	27.8	27.6	25.5	23.4	26.5	23.7	25.5	22.8	25.9	
6. Already have	11.7	8.6	14.7	12.6	10.1	14.4	12.4	11.0	8.6	11.4	11.3	11.0	12.8	11.2	12.6	16.1	
<i>Item 12260 Subject O02</i>	<i>N</i>	<i>2445</i>	<i>1105</i>	<i>1238</i>	<i>1670</i>	<i>299</i>	<i>512</i>	<i>643</i>	<i>883</i>	<i>407</i>	<i>1860</i>	<i>470</i>	<i>1162</i>	<i>578</i>	<i>294</i>	<i>339</i>	<i>44</i>
<b>A20H:</b> Organizations concerned with population problems (Planned Parenthood, ZPG, etc.)?																	
1. Definitely not	11.3	16.0	7.0	12.4	7.6	12.7	11.6	11.8	8.2	10.9	13.4	11.4	9.9	8.3	13.4	24.0	
2. Probably not	17.5	22.3	13.3	19.1	9.1	16.4	18.3	18.4	15.6	17.2	17.2	18.1	17.8	15.8	16.3	15.3	
3. Don't know	39.9	40.1	40.0	41.3	42.3	38.3	44.6	37.9	38.9	40.8	37.3	42.1	39.3	39.8	37.0	17.2	
4. Probably will	20.7	15.2	25.8	18.1	26.6	21.5	16.4	21.2	25.5	21.1	20.3	18.2	23.4	26.9	19.6	22.9	
5. Definitely will	8.4	4.9	11.3	7.0	12.8	8.3	7.6	9.3	8.0	8.1	8.9	8.8	7.2	8.7	9.1	9.9	
6. Already have	2.1	1.5	2.6	2.2	1.6	2.8	1.4	1.4	3.8	1.9	2.8	1.4	2.3	0.5	4.7	10.7	
<i>Item 12270 Subject E01, O02</i>	<i>N</i>	<i>2453</i>	<i>1110</i>	<i>1241</i>	<i>1673</i>	<i>300</i>	<i>513</i>	<i>645</i>	<i>884</i>	<i>411</i>	<i>1868</i>	<i>472</i>	<i>1166</i>	<i>578</i>	<i>295</i>	<i>341</i>	<i>44</i>
<b>A20I:</b> Organizations concerned with environmental problems (Sierra Club, Friends of Earth, etc.)?																	
1. Definitely not	7.2	11.1	3.6	7.6	4.9	7.5	9.6	5.7	6.1	6.3	10.6	6.4	7.9	5.4	7.8	13.6	
2. Probably not	13.8	12.9	14.4	13.0	15.9	12.6	13.7	15.3	12.0	13.8	13.7	13.5	13.7	16.3	12.8	10.2	
3. Don't know	31.9	31.6	31.5	31.1	44.4	26.2	33.4	33.6	33.2	31.8	31.2	31.1	35.0	31.9	31.7	18.5	
4. Probably will	30.0	28.8	31.9	30.5	23.9	31.9	29.5	29.3	29.7	30.3	30.3	32.3	27.4	30.1	28.5	22.6	
5. Definitely will	11.8	11.2	12.5	11.7	7.9	14.5	8.6	11.5	14.1	12.3	9.0	12.0	9.9	12.6	14.1	7.8	
6. Already have	5.4	4.4	6.0	6.1	3.0	7.3	5.1	4.6	5.0	5.5	5.1	4.7	6.2	3.7	5.0	27.4	
<i>Item 12280 Subject F04, O02</i>	<i>N</i>	<i>2453</i>	<i>1111</i>	<i>1240</i>	<i>1675</i>	<i>300</i>	<i>515</i>	<i>645</i>	<i>886</i>	<i>407</i>	<i>1867</i>	<i>474</i>	<i>1167</i>	<i>578</i>	<i>295</i>	<i>340</i>	<i>44</i>
Now we have a different kind of question.																	
<b>A21:</b> How satisfied are you with your life as a whole these days?																	
1. Completely dissatisfied	1.9	2.4	1.5	1.3	3.8	2.6	1.4	1.7	2.2	1.6	3.1	1.5	1.9	1.7	2.5	2.5	
2. Quite dissatisfied	5.1	4.3	5.8	5.2	3.1	4.9	4.7	5.6	4.7	5.0	4.3	3.6	5.8	5.5	9.0	5.3	
3. Somewhat dissatisfied	7.7	7.1	7.9	7.3	8.1	9.7	8.7	5.8	7.4	7.8	6.9	7.0	8.1	9.1	7.4	11.2	
4. Neither, or mixed feelings	14.5	13.0	15.2	11.9	23.7	13.7	15.4	15.4	12.5	13.5	18.2	12.9	15.3	15.0	19.5	5.2	
5. Somewhat satisfied	24.6	24.9	25.1	24.7	24.5	24.4	19.7	28.2	24.8	24.0	29.0	23.1	26.6	25.6	24.3	44.7	
6. Quite satisfied	37.3	38.0	37.4	41.5	27.3	37.3	41.9	33.0	39.3	39.7	28.9	41.1	34.8	37.9	30.6	25.9	
7. Completely satisfied	8.9	10.4	7.0	8.0	9.6	7.4	8.2	10.2	9.2	8.3	9.5	10.9	7.5	5.2	6.6	5.1	
<i>Item 6840 Subject P01, Q01</i>	<i>N</i>	<i>2472</i>	<i>1121</i>	<i>1247</i>	<i>1686</i>	<i>298</i>	<i>520</i>	<i>649</i>	<i>886</i>	<i>417</i>	<i>1878</i>	<i>475</i>	<i>1176</i>	<i>576</i>	<i>299</i>	<i>346</i>	<i>44</i>
<b>A22:</b> These questions are about whether you think women are discriminated against in each of the following areas.																	
To what extent are women discriminated against . . .																	
<b>A22A:</b> In getting a college education?																	
1. Not at all	37.7	48.3	27.7	38.4	33.9	36.7	38.6	39.2	34.7	36.9	39.5	35.9	40.1	38.9	37.7	37.1	
2. Very little	28.7	22.9	34.6	30.6	24.4	28.1	28.8	26.7	33.3	30.4	24.1	28.7	27.3	31.3	30.0	25.8	
3. Some	17.5	11.0	22.9	17.3	18.6	19.6	17.0	18.2	14.4	17.9	16.2	20.2	15.7	15.5	14.7	8.0	
4. A good deal	3.0	1.9	4.1	2.6	4.5	2.5	3.6	3.0	2.9	2.8	3.2	3.4	2.6	3.6	1.8	5.0	
5. A great deal	1.4	1.5	1.0	0.8	2.8	0.9	1.3	1.2	2.4	1.2	2.0	1.7	1.5	-	1.5	-	
8. Don't know	11.7	14.3	9.6	10.3	16.0	12.2	10.8	11.7	12.2	10.8	15.1	10.2	12.9	10.7	14.3	24.1	
<i>Item 12290 Subject D06</i>	<i>N</i>	<i>2470</i>	<i>1123</i>	<i>1245</i>	<i>1686</i>	<i>299</i>	<i>519</i>	<i>649</i>	<i>888</i>	<i>415</i>	<i>1878</i>	<i>476</i>	<i>1174</i>	<i>576</i>	<i>300</i>	<i>346</i>	<i>44</i>
<b>A22B:</b> In gaining positions of leadership over men and women?																	
1. Not at all	7.0	11.5	2.8	7.2	5.3	7.2	8.4	7.2	4.3	5.6	11.6	6.0	8.0	6.9	5.6	22.2	
2. Very little	12.3	16.7	8.4	13.9	7.5	10.4	13.1	11.5	15.3	11.9	14.3	12.1	11.1	14.7	12.5	13.8	
3. Some	32.5	34.1	31.0	35.4	21.9	29.3	34.2	33.3	32.3	34.1	27.5	35.4	29.6	30.8	31.8	17.7	
4. A good deal	27.1	19.1	34.3	26.7	28.0	30.4	24.5	26.2	28.8	28.5	23.2	25.3	29.5	26.2	30.3	28.0	
5. A great deal	14.5	7.3	21.0	10.8	30.6	15.7	13.5	14.6	14.4	14.5	13.5	15.2	15.8	15.2	11.1	7.0	
8. Don't know	6.5	11.3	2.4	5.9	6.7	7.0	6.3	7.2	4.9	5.4	9.9	6.0	6.0	6.1	8.6	11.3	
<i>Item 12300 Subject D06</i>	<i>N</i>	<i>2473</i>	<i>1126</i>	<i>1245</i>	<i>1687</i>	<i>299</i>	<i>521</i>	<i>649</i>	<i>888</i>	<i>416</i>	<i>1880</i>	<i>476</i>	<i>1176</i>	<i>578</i>	<i>300</i>	<i>346</i>	<i>44</i>



## MONITORING THE FUTURE

QUESTIONNAIRE FORM 5 1996	TOTAL	SEX		RACE		REGION				COLLEGE PLANS?		ILLICIT DRUG USE: LIFETIME				
		M	F	White	Black	NE	NC	S	W	Yes	No	None	Mari- juana Only	Few Pills	More Pills	Any Her- oin
<i>N (Weighted No. of Cases):</i>	2502	1127	1251	1689	304	524	654	903	421	1884	478	1179	582	300	347	44
<i>% of Weighted Total:</i>	100.0	45.1	50.0	67.5	12.2	20.9	26.1	36.1	16.8	75.3	19.1	47.1	23.3	12.0	13.9	1.7
<b>A22C:</b> In obtaining executive positions in business?																
1. Not at all	8.5	12.3	4.8	8.8	4.9	8.6	9.9	7.5	8.5	6.7	14.0	7.3	8.0	10.0	7.8	27.3
2. Very little	14.1	16.6	11.8	14.7	10.4	12.2	14.0	15.3	14.0	13.6	15.7	11.9	14.3	13.8	20.4	14.2
3. Some	31.5	30.0	32.2	34.1	25.0	31.1	31.9	30.6	33.4	33.3	27.3	32.7	31.8	32.8	28.9	21.9
4. A good deal	24.3	21.1	28.2	23.9	30.7	25.4	23.3	23.8	25.7	25.8	19.7	25.6	24.4	21.6	23.3	17.8
5. A great deal	11.5	6.1	16.5	8.8	19.8	12.0	10.5	12.5	10.6	11.6	10.5	13.2	13.0	10.3	6.1	2.3
8. Don't know	10.0	14.1	6.5	9.8	9.1	10.7	10.5	10.4	7.8	9.0	12.8	9.3	8.5	11.4	13.5	16.4
<i>Item 12310 Subject D06</i>	<i>N</i> 2472	<i>1124</i>	<i>1245</i>	<i>1686</i>	<i>299</i>	<i>520</i>	<i>649</i>	<i>887</i>	<i>416</i>	<i>1880</i>	<i>476</i>	<i>1176</i>	<i>578</i>	<i>299</i>	<i>346</i>	<i>44</i>
<b>A22D:</b> In obtaining top jobs in the professions?																
1. Not at all	10.5	15.8	5.5	11.0	8.7	10.2	11.7	9.5	11.1	9.1	14.7	8.4	9.2	12.8	14.0	27.3
2. Very little	15.7	18.1	13.8	16.9	9.9	12.9	18.1	14.9	17.4	15.1	17.7	16.4	14.2	14.6	17.2	15.8
3. Some	30.2	27.7	31.7	33.3	20.3	28.2	30.5	29.9	32.7	31.9	25.4	30.3	29.8	33.9	29.5	20.4
4. A good deal	21.8	18.5	25.5	20.4	29.2	23.7	19.1	23.3	20.6	23.5	17.1	23.2	22.4	19.3	18.3	21.8
5. A great deal	13.0	7.6	17.8	10.1	24.5	14.2	13.3	12.8	11.3	12.4	14.0	14.0	16.8	10.1	7.6	0.9
8. Don't know	8.8	12.3	5.7	8.4	7.4	10.8	7.3	9.7	6.7	8.0	11.1	7.8	7.6	9.4	13.4	13.8
<i>Item 12320 Subject D06</i>	<i>N</i> 2465	<i>1119</i>	<i>1244</i>	<i>1683</i>	<i>298</i>	<i>520</i>	<i>647</i>	<i>884</i>	<i>414</i>	<i>1876</i>	<i>474</i>	<i>1171</i>	<i>578</i>	<i>299</i>	<i>344</i>	<i>44</i>
<b>A22E:</b> In getting skilled labor jobs?																
1. Not at all	10.6	13.8	7.4	10.6	9.9	11.7	11.3	10.0	9.2	9.4	14.6	9.3	10.4	10.2	12.0	24.5
2. Very little	19.0	21.0	17.4	20.3	12.5	18.2	18.7	18.8	20.8	19.6	15.6	19.8	16.9	19.8	19.5	15.8
3. Some	31.2	29.7	32.7	33.0	26.8	28.7	34.0	31.7	28.7	32.0	27.8	31.4	31.4	34.8	29.4	19.6
4. A good deal	16.1	14.1	17.8	16.3	18.8	14.6	16.7	14.6	20.3	16.1	16.8	16.8	17.0	14.1	14.4	15.1
5. A great deal	9.5	6.1	12.3	7.0	19.0	11.4	7.0	10.4	8.7	8.6	12.9	10.2	9.7	7.9	7.8	8.2
8. Don't know	13.7	15.3	12.4	12.8	13.0	15.4	12.3	14.4	12.3	14.3	12.4	12.6	14.6	13.2	16.9	16.8
<i>Item 12330 Subject D06</i>	<i>N</i> 2460	<i>1122</i>	<i>1235</i>	<i>1677</i>	<i>298</i>	<i>518</i>	<i>642</i>	<i>884</i>	<i>415</i>	<i>1871</i>	<i>473</i>	<i>1171</i>	<i>577</i>	<i>293</i>	<i>346</i>	<i>44</i>
<b>A22F:</b> In getting elected to political office?																
1. Not at all	6.4	11.0	2.2	7.0	6.2	6.0	7.7	6.1	5.6	5.1	10.8	6.7	4.7	4.9	6.0	20.5
2. Very little	11.1	15.8	7.3	12.4	6.8	10.3	10.1	12.2	11.2	11.4	9.6	11.9	8.4	12.7	12.0	5.9
3. Some	22.1	24.8	19.2	24.0	15.8	21.4	23.5	21.8	21.4	22.2	21.9	23.5	22.2	22.5	17.8	21.6
4. A good deal	22.3	19.8	25.0	23.3	20.6	21.9	22.9	20.9	24.7	23.7	18.4	21.1	23.9	25.6	22.1	12.7
5. A great deal	31.0	19.4	41.5	27.4	42.8	33.4	28.5	31.6	30.8	31.4	29.8	30.6	33.7	27.7	31.5	26.7
8. Don't know	7.1	9.2	4.9	5.9	7.8	7.0	7.3	7.4	6.3	6.1	9.5	6.1	7.0	6.7	10.5	12.5
<i>Item 12340 Subject D06, H02</i>	<i>N</i> 2472	<i>1124</i>	<i>1246</i>	<i>1686</i>	<i>299</i>	<i>520</i>	<i>649</i>	<i>887</i>	<i>415</i>	<i>1880</i>	<i>476</i>	<i>1175</i>	<i>578</i>	<i>299</i>	<i>346</i>	<i>44</i>
<b>A22G:</b> In getting equal pay for equal work?																
1. Not at all	17.0	26.2	8.8	18.6	14.6	16.5	18.7	16.3	16.3	15.2	23.3	15.7	14.8	20.2	19.6	25.3
2. Very little	16.9	19.2	15.2	17.7	16.7	15.9	17.7	17.0	16.7	17.0	16.2	16.6	16.7	18.4	17.8	13.0
3. Some	22.7	20.8	24.0	24.2	16.4	20.8	25.0	23.4	20.1	24.1	18.5	25.7	21.2	17.4	21.2	13.9
4. A good deal	17.5	12.6	21.9	17.5	15.1	19.6	17.6	15.5	19.0	17.5	17.6	17.2	17.9	20.7	16.0	13.1
5. A great deal	16.6	8.2	24.4	13.9	27.8	16.5	14.5	17.5	18.2	17.1	15.3	18.3	18.1	14.0	11.9	14.6
8. Don't know	9.3	13.0	5.7	8.1	9.5	10.8	6.6	10.3	9.7	9.2	9.0	6.6	11.3	9.3	13.6	20.2
<i>Item 12350 Subject D06</i>	<i>N</i> 2470	<i>1124</i>	<i>1246</i>	<i>1686</i>	<i>299</i>	<i>520</i>	<i>649</i>	<i>885</i>	<i>415</i>	<i>1880</i>	<i>476</i>	<i>1175</i>	<i>578</i>	<i>299</i>	<i>346</i>	<i>44</i>
<b>A23:</b> The next questions ask for your opinions on the effects of using certain drugs and other substances. First, how much do you think people risk harming themselves (physically or in other ways), if they . . .																
<b>A23A:</b> Smoke one or more packs of cigarettes per day																
1. No risk	2.8	3.5	1.8	1.7	5.9	2.3	2.3	3.7	2.3	1.6	6.9	1.7	4.0	1.5	3.7	9.3
2. Slight risk	6.0	7.1	4.9	6.4	5.2	4.6	8.4	6.4	3.0	5.1	9.8	4.3	5.4	7.3	9.9	17.9
3. Moderate risk	21.6	22.8	20.4	23.3	14.9	23.9	25.1	19.6	17.3	20.4	24.9	17.9	24.1	24.9	26.8	23.6
4. Great risk	68.2	64.2	72.3	67.0	71.3	68.1	62.6	68.0	77.2	71.7	56.3	73.7	65.8	65.7	59.0	49.2
5. Can't say, drug unfamiliar	1.5	2.4	0.7	1.6	2.7	1.0	1.7	2.2	0.2	1.2	2.1	2.4	0.6	0.6	0.6	-
<i>Item 12360 Subject A14a</i>	<i>N</i> 2467	<i>1122</i>	<i>1244</i>	<i>1684</i>	<i>298</i>	<i>520</i>	<i>650</i>	<i>880</i>	<i>417</i>	<i>1875</i>	<i>476</i>	<i>1175</i>	<i>577</i>	<i>300</i>	<i>344</i>	<i>43</i>



QUESTIONNAIRE FORM 5 1996	TOTAL	SEX		RACE		REGION				COLLEGE PLANS?		ILLICIT DRUG USE: LIFETIME				
		M	F	White	Black	NE	NC	S	W	Yes	No	None	Mari- juana Only	Few Pills	More Pills	Any Her- oin
<i>N (Weighted No. of Cases):</i>	2502	1127	1251	1689	304	524	654	903	421	1884	478	1179	582	300	347	44
<i>% of Weighted Total:</i>	100.0	45.1	50.0	67.5	12.2	20.9	26.1	36.1	16.8	75.3	19.1	47.1	23.3	12.0	13.9	1.7
<b>A23B:</b> Try marijuana (pot, grass) once or twice																
1. No risk	35.4	41.9	28.5	36.4	29.6	38.3	36.1	33.3	34.9	34.5	39.7	14.5	54.2	43.3	63.3	69.6
2. Slight risk	31.0	27.1	35.4	32.9	27.2	34.1	30.7	28.9	32.2	31.6	28.5	33.7	31.3	32.9	22.5	14.2
3. Moderate risk	15.2	13.0	17.4	14.7	12.9	15.5	15.2	15.6	13.7	15.9	12.2	21.8	7.5	12.2	8.4	11.2
4. Great risk	15.6	13.9	16.7	13.2	25.5	9.9	15.1	18.5	17.3	15.4	16.3	25.2	6.3	9.3	5.2	5.0
5. Can't say, drug unfamiliar	2.9	4.1	1.9	2.7	4.8	2.2	2.9	3.7	1.9	2.6	3.2	4.8	0.7	2.3	0.5	-
<i>Item 12370 Subject A14a</i>	<i>N</i> 2467	1123	1244	1688	299	519	650	882	416	1877	475	1175	578	300	344	43
<b>A23C:</b> Smoke marijuana occasionally																
1. No risk	14.8	19.8	9.5	13.5	18.0	16.9	13.6	15.1	13.5	12.8	22.1	3.5	21.2	19.5	32.2	51.7
2. Slight risk	25.3	26.0	24.5	27.3	19.0	26.4	28.1	22.7	25.2	26.0	24.4	13.6	38.9	30.4	37.9	29.5
3. Moderate risk	31.2	27.0	35.8	33.2	24.1	34.3	27.9	30.9	33.3	33.0	23.7	38.4	26.5	29.4	19.2	15.6
4. Great risk	25.9	23.2	28.6	23.2	34.5	20.6	27.5	27.5	26.7	25.9	26.1	39.8	12.7	19.3	9.9	3.2
5. Can't say, drug unfamiliar	2.7	4.1	1.7	2.7	4.5	1.7	2.8	3.9	1.3	2.3	3.7	4.7	0.6	1.4	0.8	-
<i>Item 12380 Subject A14a</i>	<i>N</i> 2469	1123	1246	1687	299	519	650	883	417	1879	475	1175	580	300	345	43
<b>A23D:</b> Smoke marijuana regularly																
1. No risk	6.4	8.4	3.9	4.7	10.9	6.6	5.4	8.1	4.4	4.1	14.0	2.0	8.2	5.5	13.2	34.5
2. Slight risk	10.0	13.1	6.8	10.2	9.7	11.4	8.7	9.1	11.9	9.2	13.1	1.8	14.3	14.9	24.1	22.7
3. Moderate risk	21.2	24.0	18.5	22.4	13.6	23.4	23.8	18.0	20.9	22.2	18.2	11.4	31.2	29.9	30.1	24.5
4. Great risk	59.9	50.7	69.1	60.1	61.8	56.8	59.2	61.4	61.5	62.3	51.1	80.5	45.6	48.2	31.8	18.3
5. Can't say, drug unfamiliar	2.6	3.8	1.6	2.6	4.0	1.8	2.8	3.4	1.4	2.1	3.6	4.4	0.6	1.4	0.8	-
<i>Item 12390 Subject A14a</i>	<i>N</i> 2459	1118	1240	1678	296	514	649	881	415	1872	472	1166	579	300	344	43
<b>A23E:</b> Try LSD once or twice																
1. No risk	7.4	9.8	4.5	6.7	8.0	6.6	8.6	7.4	6.2	6.1	11.6	3.0	7.1	4.8	19.7	35.3
2. Slight risk	20.2	20.4	19.6	22.8	10.4	21.7	20.3	18.9	20.9	20.8	17.8	13.8	25.3	23.7	30.6	24.9
3. Moderate risk	26.9	24.9	29.7	28.8	21.4	28.3	30.8	23.0	27.2	28.6	22.4	26.1	28.6	31.4	25.2	15.6
4. Great risk	36.2	35.4	36.6	33.9	45.6	35.7	32.2	39.0	37.1	36.4	34.5	46.0	30.1	31.4	18.2	21.9
5. Can't say, drug unfamiliar	9.4	9.6	9.6	7.7	14.6	7.8	8.1	11.7	8.5	8.0	13.8	11.0	9.0	8.7	6.4	2.3
<i>Item 12400 Subject A14a</i>	<i>N</i> 2465	1120	1247	1688	297	519	649	882	416	1877	473	1174	578	299	345	43
<b>A23F:</b> Take LSD regularly																
1. No risk	2.8	3.8	1.5	1.8	5.1	2.0	2.9	3.8	1.4	1.8	6.5	1.5	2.5	1.8	4.6	20.3
2. Slight risk	1.4	1.2	1.7	1.3	2.2	1.7	0.9	1.7	1.2	1.2	2.0	0.3	1.5	2.0	4.0	4.6
3. Moderate risk	9.0	11.2	6.4	9.8	6.2	9.8	10.0	8.2	8.4	8.8	8.7	5.2	11.3	8.5	17.3	23.9
4. Great risk	77.8	74.2	81.8	79.8	72.6	79.0	77.8	75.1	81.8	80.8	69.0	82.8	76.0	79.4	67.0	48.8
5. Can't say, drug unfamiliar	9.0	9.5	8.6	7.4	13.9	7.5	8.3	11.2	7.2	7.4	13.8	10.1	8.7	8.3	7.1	2.3
<i>Item 12410 Subject A14a</i>	<i>N</i> 2468	1123	1245	1686	299	518	650	883	417	1879	474	1175	579	300	345	43
<b>A23G:</b> Try heroin once or twice																
1. No risk	4.2	5.9	2.3	2.8	8.6	2.5	5.7	5.0	2.0	3.2	8.1	2.6	4.8	3.4	5.9	23.3
2. Slight risk	10.9	9.2	12.3	11.9	8.7	10.5	13.9	8.9	11.1	11.8	7.6	11.0	10.0	8.4	12.6	20.8
3. Moderate risk	25.5	24.6	26.9	28.4	17.3	27.8	25.9	24.8	23.8	26.7	22.9	25.8	25.5	26.3	25.6	24.5
4. Great risk	52.5	51.8	52.8	50.0	57.3	54.4	47.1	52.6	58.3	52.4	51.1	53.6	52.7	52.1	51.0	31.4
5. Can't say, drug unfamiliar	6.9	8.5	5.7	6.9	8.2	4.8	7.4	8.7	4.8	5.9	10.2	6.9	7.0	9.7	5.0	-
<i>Item 12420 Subject A14a</i>	<i>N</i> 2465	1120	1245	1684	299	516	650	883	416	1877	473	1173	579	298	345	43
<b>A23H:</b> Take heroin occasionally																
1. No risk	2.7	3.4	1.6	1.4	6.0	1.7	3.3	3.5	1.5	1.6	6.1	1.9	2.6	2.7	2.8	16.3
2. Slight risk	1.5	1.8	1.3	1.2	3.5	2.0	2.0	1.1	1.2	1.4	2.1	1.4	1.4	-	3.1	6.6
3. Moderate risk	14.7	13.0	16.8	15.5	15.1	14.2	18.4	13.2	12.5	16.5	8.5	14.6	14.7	12.5	15.6	24.8
4. Great risk	74.8	74.0	75.1	75.2	67.2	77.8	69.4	74.4	80.2	75.0	73.9	75.6	74.4	77.7	73.8	52.3
5. Can't say, drug unfamiliar	6.3	7.8	5.3	6.6	8.2	4.3	6.9	7.9	4.6	5.4	9.4	6.5	7.0	7.1	4.8	-
<i>Item 12430 Subject A14a</i>	<i>N</i> 2468	1123	1245	1687	299	518	650	883	416	1878	475	1174	580	300	345	43
<b>A23I:</b> Take heroin regularly																
1. No risk	2.5	3.1	1.4	1.4	5.6	1.5	3.0	3.2	1.3	1.5	5.9	1.6	2.6	2.2	2.9	14.9
2. Slight risk	0.5	0.6	0.4	0.2	-	1.0	0.1	0.6	0.1	0.5	0.1	0.5	0.1	-	1.1	2.3
3. Moderate risk	1.5	1.5	1.2	1.3	2.4	1.0	2.1	1.5	1.0	1.2	2.7	1.5	2.0	0.8	1.3	1.5
4. Great risk	89.5	86.5	92.9	90.9	83.2	92.4	88.4	86.6	93.6	91.8	81.7	90.6	88.2	91.6	88.3	79.9
5. Can't say, drug unfamiliar	6.1	8.3	4.1	6.2	8.9	4.1	6.3	8.0	4.0	5.0	9.6	5.8	7.2	5.4	6.4	1.4
<i>Item 12440 Subject A14a</i>	<i>N</i> 2463	1119	1244	1686	297	519	648	880	416	1875	474	1172	580	298	345	43



## MONITORING THE FUTURE

QUESTIONNAIRE FORM 5 1996	TOTAL	SEX		RACE		REGION				COLLEGE PLANS?		ILLICIT DRUG USE: LIFETIME				
		M	F	White	Black	NE	NC	S	W	Yes	No	None	Mari- juana Only	Few Pills	More Pills	Any Her- oin
<i>N (Weighted No. of Cases):</i>	2502	1127	1251	1689	304	524	654	903	421	1884	478	1179	582	300	347	44
<i>% of Weighted Total:</i>	100.0	45.1	50.0	67.5	12.2	20.9	26.1	36.1	16.8	75.3	19.1	47.1	23.3	12.0	13.9	1.7
<b>A23J:</b> Try barbiturates (downers, goofballs, reds, yellows, etc.) once or twice																
1. No risk	8.0	10.7	5.0	7.6	10.8	7.4	8.8	8.8	5.9	7.1	10.8	4.1	7.8	5.8	18.0	46.9
2. Slight risk	18.5	18.3	18.7	21.2	8.6	18.9	19.1	18.1	17.7	19.3	16.8	15.5	21.0	20.5	23.3	20.0
3. Moderate risk	24.1	23.9	25.0	25.9	14.2	25.4	28.4	20.3	23.8	25.4	21.8	24.2	21.3	30.1	25.7	17.0
4. Great risk	29.1	29.3	28.4	26.7	38.9	28.7	24.5	32.6	29.4	28.6	28.2	33.9	29.5	23.2	17.3	15.1
5. Can't say, drug unfamiliar	20.3	17.8	22.8	18.6	27.5	19.5	19.1	20.2	23.1	19.6	22.4	22.3	20.4	20.5	15.7	1.0
<i>Item 12450 Subject A14a</i>	<i>N</i>	<i>2467</i>	<i>1122</i>	<i>1246</i>	<i>1687</i>	<i>520</i>	<i>650</i>	<i>881</i>	<i>415</i>	<i>1878</i>	<i>474</i>	<i>1173</i>	<i>579</i>	<i>300</i>	<i>345</i>	<i>43</i>
<b>A23K:</b> Take barbiturates regularly																
1. No risk	2.8	3.7	1.5	1.6	6.3	1.7	2.9	4.1	1.5	1.6	6.7	2.0	2.4	1.3	4.4	19.7
2. Slight risk	3.2	2.9	3.0	3.6	1.3	3.5	2.8	3.7	2.1	2.9	3.5	1.9	1.1	3.7	8.7	16.2
3. Moderate risk	14.2	17.8	10.8	15.6	9.5	15.6	15.1	13.4	13.0	14.5	15.1	9.4	16.7	18.9	21.3	28.9
4. Great risk	60.4	58.5	62.8	61.6	56.1	59.6	61.5	59.3	62.0	61.9	53.3	66.3	59.1	56.8	49.2	34.2
5. Can't say, drug unfamiliar	19.4	17.1	21.9	17.6	26.8	19.6	17.8	19.5	21.4	19.0	21.4	20.4	20.6	19.3	16.4	1.0
<i>Item 12460 Subject A14a</i>	<i>N</i>	<i>2462</i>	<i>1120</i>	<i>1242</i>	<i>1685</i>	<i>517</i>	<i>649</i>	<i>880</i>	<i>415</i>	<i>1874</i>	<i>474</i>	<i>1171</i>	<i>578</i>	<i>299</i>	<i>345</i>	<i>43</i>
<b>A23L:</b> Try amphetamines (uppers, pep pills, bennies, speed) once or twice																
1. No risk	10.2	12.4	7.8	10.3	8.6	9.0	11.2	11.1	8.5	8.9	15.1	4.7	10.3	9.1	25.1	44.8
2. Slight risk	21.0	20.4	21.5	24.2	9.7	21.7	23.2	19.8	19.0	21.8	20.0	16.7	23.6	26.9	25.9	27.4
3. Moderate risk	29.6	28.1	31.4	31.2	24.7	29.1	32.3	26.3	32.8	31.4	23.9	31.0	28.5	31.0	28.2	15.1
4. Great risk	30.8	30.0	31.5	27.1	43.1	31.7	25.2	33.2	33.5	30.6	28.9	38.0	28.5	25.9	15.7	11.2
5. Can't say, drug unfamiliar	8.4	9.2	7.7	7.3	13.9	8.5	8.1	9.7	6.2	7.3	12.1	9.6	9.1	7.0	5.1	1.4
<i>Item 12470 Subject A14a</i>	<i>N</i>	<i>2461</i>	<i>1119</i>	<i>1244</i>	<i>1683</i>	<i>514</i>	<i>650</i>	<i>882</i>	<i>416</i>	<i>1873</i>	<i>474</i>	<i>1172</i>	<i>579</i>	<i>300</i>	<i>342</i>	<i>43</i>
<b>A23M:</b> Take amphetamines regularly																
1. No risk	3.2	4.0	1.8	1.9	6.5	1.5	3.4	4.5	2.1	1.9	7.7	2.0	2.7	1.3	6.7	18.5
2. Slight risk	4.4	4.5	4.3	4.4	0.4	4.2	4.2	5.4	2.5	4.3	4.7	1.4	5.2	8.5	7.8	20.2
3. Moderate risk	16.0	18.7	12.9	18.2	7.9	18.8	17.8	14.0	13.8	15.3	19.7	10.1	17.0	18.2	30.9	31.0
4. Great risk	66.8	63.2	71.6	67.3	68.0	66.2	66.0	65.3	72.1	70.0	54.6	75.9	64.9	62.6	47.8	28.8
5. Can't say, drug unfamiliar	9.7	9.7	9.4	8.2	17.2	9.2	8.6	10.8	9.5	8.6	13.3	10.6	10.2	9.4	6.9	1.5
<i>Item 12480 Subject A14a</i>	<i>N</i>	<i>2464</i>	<i>1119</i>	<i>1245</i>	<i>1685</i>	<i>518</i>	<i>649</i>	<i>882</i>	<i>415</i>	<i>1876</i>	<i>473</i>	<i>1173</i>	<i>579</i>	<i>300</i>	<i>345</i>	<i>43</i>
<b>A23N:</b> Try cocaine once or twice																
1. No risk	6.0	8.1	3.8	4.7	7.5	4.9	6.0	6.6	6.2	4.6	12.0	3.6	4.5	4.5	13.0	38.8
2. Slight risk	12.6	11.5	13.5	13.8	7.7	12.3	13.9	11.2	13.6	12.7	13.1	8.7	13.4	13.1	23.2	17.2
3. Moderate risk	22.7	20.5	24.9	24.9	17.3	24.9	23.2	20.1	24.8	24.5	16.9	23.3	22.2	24.2	22.1	16.7
4. Great risk	54.2	53.2	55.2	51.8	61.9	53.9	51.7	56.9	52.9	54.9	49.4	59.0	55.0	55.3	38.8	27.4
5. Can't say, drug unfamiliar	4.5	6.7	2.6	4.8	5.5	4.0	5.3	5.2	2.4	3.3	8.6	5.3	4.9	2.9	2.9	-
<i>Item 12490 Subject A14a</i>	<i>N</i>	<i>2467</i>	<i>1123</i>	<i>1245</i>	<i>1686</i>	<i>517</i>	<i>650</i>	<i>883</i>	<i>417</i>	<i>1878</i>	<i>475</i>	<i>1175</i>	<i>579</i>	<i>300</i>	<i>345</i>	<i>43</i>
<b>A23O:</b> Take cocaine regularly																
1. No risk	2.5	3.1	1.4	1.4	4.8	1.5	2.5	3.5	1.6	1.6	5.8	1.8	2.2	1.6	3.3	15.7
2. Slight risk	1.2	1.7	0.6	0.6	2.3	1.3	1.2	1.1	1.2	0.7	3.0	0.5	0.9	0.6	3.2	10.8
3. Moderate risk	3.8	3.5	3.9	3.8	1.9	3.4	3.6	3.5	5.1	3.8	3.5	2.2	2.4	4.5	9.7	11.5
4. Great risk	88.3	85.1	91.9	89.8	85.6	90.7	87.8	86.6	89.8	90.9	79.2	90.5	90.0	90.4	81.2	60.6
5. Can't say, drug unfamiliar	4.2	6.6	2.2	4.4	5.5	3.2	4.8	5.3	2.3	3.0	8.4	5.0	4.5	2.9	2.6	1.4
<i>Item 12500 Subject A14a</i>	<i>N</i>	<i>2461</i>	<i>1121</i>	<i>1240</i>	<i>1681</i>	<i>518</i>	<i>647</i>	<i>880</i>	<i>416</i>	<i>1871</i>	<i>475</i>	<i>1172</i>	<i>577</i>	<i>299</i>	<i>345</i>	<i>43</i>
<b>A23P:</b> Try one or two drinks of an alcoholic beverage (beer, wine, liquor)																
1. No risk	48.0	55.0	41.1	51.7	34.7	56.6	50.8	42.9	43.9	47.7	50.0	32.4	60.8	53.8	69.6	79.6
2. Slight risk	33.4	27.9	39.2	32.2	37.9	28.9	31.9	35.5	37.0	34.6	28.6	40.6	28.8	35.0	19.8	9.5
3. Moderate risk	10.2	8.3	11.8	9.1	13.1	8.0	9.5	11.5	11.1	9.9	12.0	14.6	4.9	5.9	7.5	8.6
4. Great risk	7.3	7.2	7.4	6.0	12.7	5.7	6.8	8.6	7.5	7.1	7.5	10.6	5.3	4.8	2.6	0.9
5. Can't say, drug unfamiliar	1.0	1.6	0.6	1.0	1.6	0.7	1.1	1.5	0.4	0.7	1.9	1.7	0.2	0.4	0.5	1.4
<i>Item 12510 Subject A14a</i>	<i>N</i>	<i>2462</i>	<i>1120</i>	<i>1243</i>	<i>1682</i>	<i>519</i>	<i>647</i>	<i>880</i>	<i>417</i>	<i>1876</i>	<i>473</i>	<i>1170</i>	<i>579</i>	<i>299</i>	<i>345</i>	<i>43</i>
<b>A23Q:</b> Take one or two drinks nearly every day																
1. No risk	11.0	15.3	5.4	10.3	12.2	11.6	10.8	12.7	6.6	8.5	19.5	4.3	13.3	14.3	21.6	47.0
2. Slight risk	26.2	29.6	23.3	28.5	18.4	26.9	28.5	24.7	24.6	26.5	25.1	21.3	29.5	30.7	32.5	25.1
3. Moderate risk	36.7	32.8	41.2	37.5	33.4	39.7	35.0	34.8	39.4	38.7	28.7	39.4	35.5	38.0	30.8	20.1
4. Great risk	25.1	20.6	29.5	22.6	34.2	21.0	24.6	26.1	28.8	25.5	24.7	32.9	21.4	17.0	14.6	7.8
5. Can't say, drug unfamiliar	1.1	1.7	0.6	1.1	1.8	0.7	1.0	1.7	0.5	0.8	2.1	2.0	0.2	-	0.5	-
<i>Item 12520 Subject A14a</i>	<i>N</i>	<i>2465</i>	<i>1121</i>	<i>1244</i>	<i>1684</i>	<i>517</i>	<i>649</i>	<i>882</i>	<i>417</i>	<i>1878</i>	<i>475</i>	<i>1175</i>	<i>578</i>	<i>299</i>	<i>344</i>	<i>43</i>



DESCRIPTIVE RESULTS: 1996

195

QUESTIONNAIRE FORM 5 1996	TOTAL	SEX		RACE		REGION				COLLEGE PLANS?		ILLICIT DRUG USE: LIFETIME					
		M	F	White	Black	NE	NC	S	W	Yes	No	None	Mari- juana Only	Few Pills	More Pills	Any Her- oin	
<i>N (Weighted No. of Cases):</i>	2502	1127	1251	1689	304	524	654	903	421	1884	478	1179	582	300	347	44	
<i>% of Weighted Total:</i>	100.0	45.1	50.0	67.5	12.2	20.9	26.1	36.1	16.8	75.3	19.1	47.1	23.3	12.0	13.9	1.7	
<b>A23R:</b> Take four or five drinks nearly every day																	
1. No risk	4.9	7.2	2.0	3.8	7.6	4.5	5.3	5.3	3.7	2.9	12.7	1.9	5.8	6.8	8.2	30.7	
2. Slight risk	6.2	7.9	4.4	7.4	3.5	4.0	7.1	7.3	5.1	6.0	7.9	3.5	7.0	8.4	10.3	17.1	
3. Moderate risk	22.2	24.6	20.1	23.7	17.6	23.9	27.0	19.5	18.2	21.1	24.2	17.2	25.1	28.5	28.6	21.3	
4. Great risk	65.6	58.4	72.9	63.9	69.8	66.9	59.3	66.2	72.5	69.2	53.2	75.3	61.9	56.3	52.4	30.8	
5. Can't say, drug unfamiliar	1.2	1.9	0.6	1.2	1.6	0.7	1.2	1.7	0.5	0.9	2.1	2.1	0.2	-	0.5	-	
<i>Item 12530 Subject A14a</i>	<i>N</i>	<i>2461</i>	<i>1121</i>	<i>1243</i>	<i>1684</i>	<i>298</i>	<i>516</i>	<i>649</i>	<i>881</i>	<i>416</i>	<i>1876</i>	<i>474</i>	<i>1175</i>	<i>578</i>	<i>298</i>	<i>345</i>	<i>42</i>
<b>A23S:</b> Have five or more drinks once or twice each weekend																	
1. No risk	9.7	13.4	5.5	9.2	9.6	10.6	8.4	10.2	9.4	7.7	17.7	3.8	12.3	13.9	18.2	34.7	
2. Slight risk	14.2	18.4	10.7	17.1	6.0	16.8	15.8	13.9	9.4	14.0	14.9	8.9	18.1	13.5	25.5	17.8	
3. Moderate risk	25.4	26.6	24.0	25.5	22.3	29.2	27.0	22.3	24.8	25.2	23.1	22.8	27.1	33.0	26.2	19.8	
4. Great risk	49.5	39.9	59.3	47.1	60.2	42.6	47.6	51.9	56.0	52.1	42.5	62.7	42.3	39.5	29.2	22.9	
5. Can't say, drug unfamiliar	1.1	1.7	0.5	1.0	1.8	0.8	1.2	1.7	0.3	0.9	1.9	1.7	0.2	-	0.9	4.8	
<i>Item 12540 Subject A14a</i>	<i>N</i>	<i>2460</i>	<i>1119</i>	<i>1243</i>	<i>1685</i>	<i>299</i>	<i>518</i>	<i>647</i>	<i>879</i>	<i>416</i>	<i>1876</i>	<i>472</i>	<i>1174</i>	<i>576</i>	<i>298</i>	<i>345</i>	<i>42</i>
<b>A23T:</b> Take cocaine occasionally																	
1. No risk	3.2	4.0	1.9	2.1	5.6	2.0	3.4	4.1	2.1	2.0	7.7	1.9	2.5	1.9	6.3	26.0	
2. Slight risk	4.4	4.4	4.1	3.8	3.2	4.9	5.0	3.1	5.4	3.9	6.5	2.5	2.8	5.5	10.9	16.9	
3. Moderate risk	16.3	17.1	15.9	18.5	9.3	18.1	18.5	13.5	16.7	17.7	11.0	15.0	16.4	16.3	22.0	10.8	
4. Great risk	72.1	68.6	75.8	71.5	76.6	72.5	68.9	73.8	72.8	73.4	67.4	75.6	74.6	73.4	57.7	46.3	
5. Can't say, drug unfamiliar	4.0	6.0	2.4	4.1	5.3	2.5	4.2	5.4	3.0	3.1	7.3	4.9	3.8	2.9	3.1	-	
<i>Item 12495 Subject A14a</i>	<i>N</i>	<i>2449</i>	<i>1116</i>	<i>1236</i>	<i>1677</i>	<i>298</i>	<i>515</i>	<i>645</i>	<i>879</i>	<i>410</i>	<i>1870</i>	<i>469</i>	<i>1170</i>	<i>576</i>	<i>299</i>	<i>340</i>	<i>39</i>
<b>A23U:</b> Use smokeless tobacco regularly (chewing tobacco, plug, dipping tobacco, snuff)																	
1. No risk	5.7	7.1	3.8	4.9	10.5	4.1	5.9	7.0	4.6	4.4	11.2	3.4	6.1	5.4	10.4	17.6	
2. Slight risk	19.3	23.0	16.4	21.0	17.8	16.2	20.6	22.0	15.6	18.9	21.0	15.5	21.0	26.0	22.0	32.3	
3. Moderate risk	33.6	34.2	33.7	34.7	30.9	34.8	33.3	34.0	31.7	34.5	29.7	32.5	35.8	34.5	33.4	38.4	
4. Great risk	37.4	31.0	42.8	36.1	34.4	40.0	36.5	32.5	45.9	38.5	33.5	43.7	34.4	32.6	28.3	11.7	
5. Can't say, drug unfamiliar	4.0	4.7	3.3	3.3	6.4	5.0	3.7	4.5	2.3	3.6	4.5	4.9	2.5	1.4	5.9	-	
<i>Item 12365 Subject A14a</i>	<i>N</i>	<i>2460</i>	<i>1120</i>	<i>1244</i>	<i>1684</i>	<i>299</i>	<i>517</i>	<i>648</i>	<i>878</i>	<i>417</i>	<i>1875</i>	<i>475</i>	<i>1174</i>	<i>577</i>	<i>299</i>	<i>345</i>	<i>42</i>
This section asks for your views and feelings about a number of different things.																	
<b>D01:</b> Do you agree or disagree with each of the following?																	
<b>D01A:</b> I take a positive attitude toward myself																	
1. Disagree	3.1	2.5	3.4	2.9	2.3	3.8	3.5	2.7	2.3	2.7	4.8	2.6	2.2	1.6	5.5	16.0	
2. Mostly disagree	6.3	4.4	7.8	6.6	3.2	7.9	4.8	5.5	8.1	6.6	5.0	6.4	4.7	5.6	9.0	9.9	
3. Neither	9.3	9.6	8.9	9.6	6.0	11.1	8.5	9.7	7.7	9.5	9.2	7.4	9.8	12.1	12.5	11.7	
4. Mostly agree	45.0	39.6	50.0	49.2	25.5	42.2	49.5	42.3	47.1	44.1	48.5	44.4	45.3	48.9	47.1	25.5	
5. Agree	36.3	43.9	29.9	31.7	63.0	35.1	33.6	39.8	34.7	37.0	32.5	39.2	37.9	31.8	26.0	36.9	
<i>Item 12550 Subject Q01</i>	<i>N</i>	<i>2365</i>	<i>1067</i>	<i>1226</i>	<i>1648</i>	<i>274</i>	<i>487</i>	<i>628</i>	<i>840</i>	<i>411</i>	<i>1857</i>	<i>460</i>	<i>1142</i>	<i>551</i>	<i>288</i>	<i>323</i>	<i>42</i>
<b>D01B:</b> Good luck is more important than hard work for success																	
1. Disagree	33.1	30.0	36.1	30.7	42.5	32.0	35.3	31.9	33.6	33.1	32.5	37.3	33.0	30.1	22.7	22.3	
2. Mostly disagree	36.6	36.1	37.3	40.5	24.3	39.1	35.0	34.9	39.8	38.4	31.7	38.2	30.2	35.8	44.1	36.2	
3. Neither	19.7	21.6	17.6	20.5	13.8	18.7	22.8	19.4	17.0	19.1	21.1	16.5	22.7	25.3	20.5	24.2	
4. Mostly agree	7.0	7.8	6.4	5.6	12.0	6.3	5.3	8.9	6.7	6.4	9.5	5.0	10.7	5.4	9.3	5.6	
5. Agree	3.5	4.5	2.7	2.6	7.4	3.9	1.6	5.0	2.9	3.0	5.2	3.0	3.4	3.4	3.3	11.6	
<i>Item 12560 Subject Q02</i>	<i>N</i>	<i>2364</i>	<i>1068</i>	<i>1226</i>	<i>1646</i>	<i>273</i>	<i>484</i>	<i>627</i>	<i>840</i>	<i>412</i>	<i>1857</i>	<i>458</i>	<i>1142</i>	<i>552</i>	<i>288</i>	<i>322</i>	<i>42</i>
<b>D01C:</b> I feel I am a person of worth, on an equal plane with others																	
1. Disagree	2.1	1.4	2.4	1.5	4.0	2.3	2.0	2.6	1.1	1.4	5.1	1.4	2.5	0.4	4.5	4.0	
2. Mostly disagree	3.6	2.8	4.0	3.9	2.0	3.3	3.0	3.4	5.6	3.6	3.6	2.9	4.9	2.5	4.3	9.2	
3. Neither	11.0	12.4	10.0	10.5	10.3	12.0	10.6	11.7	9.1	10.6	13.2	9.7	9.9	12.7	14.1	27.0	
4. Mostly agree	40.9	37.4	44.3	43.6	28.4	42.0	47.1	34.5	43.4	39.3	48.5	38.5	43.3	46.1	43.3	30.8	
5. Agree	42.3	46.0	39.3	40.6	55.2	40.4	37.3	47.8	40.7	45.0	29.7	47.5	39.4	38.3	33.8	29.1	
<i>Item 12570 Subject Q01</i>	<i>N</i>	<i>2360</i>	<i>1064</i>	<i>1223</i>	<i>1645</i>	<i>274</i>	<i>485</i>	<i>626</i>	<i>838</i>	<i>410</i>	<i>1853</i>	<i>458</i>	<i>1139</i>	<i>550</i>	<i>287</i>	<i>323</i>	<i>42</i>



## MONITORING THE FUTURE

QUESTIONNAIRE FORM 5 1996	TOTAL	SEX		RACE		REGION				COLLEGE PLANS?		ILLICIT DRUG USE: LIFETIME					
		M	F	White	Black	NE	NC	S	W	Yes	No	None	Mari- juana Only	Few Pills	More Pills	Any Her- oin	
<i>N (Weighted No. of Cases):</i>	2502	1127	1251	1689	304	524	654	903	421	1884	478	1179	582	300	347	44	
<i>% of Weighted Total:</i>	100.0	45.1	50.0	67.5	12.2	20.9	26.1	36.1	16.8	75.3	19.1	47.1	23.3	12.0	13.9	1.7	
<b>D01D:</b> I am able to do things as well as most other people																	
1. Disagree	1.1	1.0	0.8	0.9	2.0	1.1	1.6	1.0	0.6	0.8	2.3	1.0	0.5	0.6	1.7	1.7	
2. Mostly disagree	2.5	1.9	3.0	2.4	2.6	2.4	3.2	1.9	2.8	2.6	2.0	2.3	3.5	1.4	2.4	2.1	
3. Neither	7.4	8.1	6.6	6.9	6.7	7.9	5.8	8.7	6.7	7.3	8.3	7.2	7.4	7.2	7.5	15.9	
4. Mostly agree	41.0	39.5	42.8	44.2	25.8	44.8	40.4	36.9	45.6	39.9	46.2	36.7	40.1	52.3	48.9	37.6	
5. Agree	48.0	49.5	46.9	45.6	62.9	43.9	49.0	51.5	44.3	49.5	41.0	52.8	48.5	38.5	39.4	42.7	
<i>Item 12580 Subject Q01</i>	<i>N</i>	<i>2361</i>	<i>1064</i>	<i>1224</i>	<i>1643</i>	<i>274</i>	<i>484</i>	<i>627</i>	<i>838</i>	<i>411</i>	<i>1856</i>	<i>457</i>	<i>1139</i>	<i>551</i>	<i>288</i>	<i>323</i>	<i>42</i>
<b>D01E:</b> Every time I try to get ahead, something or somebody stops me																	
1. Disagree	19.4	20.1	18.9	18.5	23.2	17.7	19.7	20.1	19.3	20.8	13.1	24.0	17.2	13.3	12.9	12.6	
2. Mostly disagree	31.8	28.7	35.4	34.6	25.9	35.0	36.8	27.5	29.3	34.4	22.5	33.6	33.6	34.4	23.8	16.0	
3. Neither	23.8	24.7	22.1	25.1	17.0	22.7	25.0	22.7	25.9	23.4	26.6	22.0	24.6	26.6	28.1	9.6	
4. Mostly agree	17.5	18.1	17.3	15.6	21.5	16.1	14.2	19.8	19.7	16.4	22.0	15.2	15.8	20.1	23.9	38.6	
5. Agree	7.4	8.4	6.3	6.3	12.5	8.6	4.2	9.9	5.8	4.9	15.8	5.2	8.9	5.7	11.3	23.2	
<i>Item 12590 Subject Q02</i>	<i>N</i>	<i>2359</i>	<i>1063</i>	<i>1224</i>	<i>1644</i>	<i>271</i>	<i>485</i>	<i>626</i>	<i>837</i>	<i>411</i>	<i>1852</i>	<i>459</i>	<i>1138</i>	<i>551</i>	<i>288</i>	<i>323</i>	<i>41</i>
<b>D01F:</b> Planning only makes a person unhappy since plans hardly ever work out anyway																	
1. Disagree	29.1	26.2	32.0	28.3	38.0	27.7	32.3	27.3	29.7	31.1	21.4	37.1	24.3	21.2	18.3	12.7	
2. Mostly disagree	31.3	28.7	33.9	34.9	15.3	29.6	32.4	28.5	37.5	33.6	23.1	32.3	29.9	36.7	28.0	14.8	
3. Neither	18.6	20.2	16.5	17.6	18.4	20.6	16.9	21.1	14.1	18.4	19.2	15.5	22.2	21.8	20.2	24.6	
4. Mostly agree	13.9	16.1	11.9	13.3	17.5	14.4	12.7	15.0	13.0	11.3	24.6	9.4	15.9	16.7	21.4	36.0	
5. Agree	7.0	8.7	5.7	5.9	10.8	7.8	5.8	8.1	5.7	5.6	11.7	5.7	7.6	3.5	12.1	12.0	
<i>Item 12600 Subject Q02</i>	<i>N</i>	<i>2358</i>	<i>1059</i>	<i>1226</i>	<i>1644</i>	<i>272</i>	<i>484</i>	<i>625</i>	<i>836</i>	<i>412</i>	<i>1854</i>	<i>457</i>	<i>1138</i>	<i>548</i>	<i>288</i>	<i>323</i>	<i>42</i>
<b>D01G:</b> People who accept their condition in life are happier than those who try to change things																	
1. Disagree	18.9	19.7	18.2	17.2	30.5	18.6	18.6	17.6	22.1	19.9	14.3	20.6	18.6	14.7	16.2	20.8	
2. Mostly disagree	22.7	22.7	23.3	24.5	11.7	23.4	20.6	24.1	22.5	24.4	16.1	25.1	21.1	24.5	16.9	18.9	
3. Neither	25.4	26.6	24.0	25.6	23.2	23.4	30.9	23.3	23.4	25.4	25.6	23.9	28.2	26.9	24.7	29.6	
4. Mostly agree	20.7	19.0	22.6	21.2	17.8	21.7	20.1	21.0	19.8	19.4	25.6	18.3	22.4	21.2	26.0	15.4	
5. Agree	12.4	12.0	12.0	11.5	16.9	13.0	9.8	14.0	12.2	10.9	18.3	12.1	9.6	12.8	16.2	15.4	
<i>Item 12610 Subject Q02</i>	<i>N</i>	<i>2354</i>	<i>1060</i>	<i>1222</i>	<i>1641</i>	<i>270</i>	<i>483</i>	<i>624</i>	<i>836</i>	<i>411</i>	<i>1856</i>	<i>452</i>	<i>1136</i>	<i>547</i>	<i>288</i>	<i>322</i>	<i>42</i>
<b>D01H:</b> On the whole, I'm satisfied with myself																	
1. Disagree	3.3	2.5	3.6	2.8	3.8	2.9	3.4	2.8	4.8	3.1	4.0	3.1	3.0	1.7	5.5	5.0	
2. Mostly disagree	6.9	7.5	6.5	6.9	6.2	6.2	6.8	7.5	6.9	6.8	7.7	6.1	7.3	7.5	6.8	20.8	
3. Neither	9.8	9.5	10.0	9.6	8.6	11.7	8.6	9.3	10.6	9.9	10.2	7.0	9.7	13.5	16.4	15.1	
4. Mostly agree	38.3	34.2	41.8	39.9	32.6	35.4	42.7	35.5	41.0	38.8	37.1	38.3	38.5	40.7	38.7	23.7	
5. Agree	41.6	46.3	38.1	40.8	48.9	43.8	38.5	44.9	36.8	41.4	41.0	45.4	41.5	36.5	32.7	35.4	
<i>Item 12620 Subject P01, Q01</i>	<i>N</i>	<i>2352</i>	<i>1062</i>	<i>1218</i>	<i>1641</i>	<i>270</i>	<i>481</i>	<i>625</i>	<i>835</i>	<i>411</i>	<i>1850</i>	<i>454</i>	<i>1134</i>	<i>548</i>	<i>288</i>	<i>321</i>	<i>42</i>
<b>D01I:</b> People like me don't have much of a chance to be successful in life																	
1. Disagree	59.6	55.4	63.7	60.1	63.5	58.9	58.1	61.2	59.5	63.1	45.3	65.1	58.5	56.6	47.7	42.4	
2. Mostly disagree	22.1	22.4	22.1	23.2	14.5	22.4	26.1	19.5	20.7	22.3	22.3	21.0	23.1	24.6	24.3	10.5	
3. Neither	10.9	12.3	9.1	10.7	9.0	10.6	9.8	11.2	12.5	9.1	18.1	9.3	10.2	9.4	18.5	16.3	
4. Mostly agree	4.9	6.7	3.3	3.8	10.2	5.4	3.8	5.2	5.5	3.7	9.8	2.7	5.0	8.6	6.5	19.7	
5. Agree	2.5	3.3	1.8	2.2	2.9	2.7	2.2	3.0	1.8	1.9	4.4	1.8	3.2	0.8	3.1	11.1	
<i>Item 12630 Subject Q02</i>	<i>N</i>	<i>2350</i>	<i>1059</i>	<i>1219</i>	<i>1641</i>	<i>270</i>	<i>483</i>	<i>624</i>	<i>836</i>	<i>407</i>	<i>1847</i>	<i>456</i>	<i>1136</i>	<i>548</i>	<i>286</i>	<i>320</i>	<i>42</i>
<b>D01J:</b> When I make plans, I am almost certain that I can make them work																	
1. Disagree	2.3	3.0	1.5	1.7	4.9	2.9	2.2	2.9	0.6	2.0	3.9	2.5	2.0	0.3	3.9	-	
2. Mostly disagree	6.3	6.5	6.4	5.6	7.6	5.8	4.0	8.1	6.7	5.5	9.4	4.2	7.7	6.3	9.6	20.1	
3. Neither	14.9	16.2	13.6	14.2	12.7	14.5	14.7	14.2	17.0	14.3	17.9	13.5	12.6	12.5	25.1	23.9	
4. Mostly agree	48.6	47.2	49.8	52.7	33.4	50.3	50.7	45.0	50.9	50.2	42.3	48.2	50.4	58.3	40.5	37.1	
5. Agree	27.9	27.2	28.7	25.7	41.5	26.5	28.3	29.8	24.8	28.0	26.5	31.7	27.2	22.6	20.8	18.8	
<i>Item 12640 Subject Q02</i>	<i>N</i>	<i>2345</i>	<i>1056</i>	<i>1217</i>	<i>1638</i>	<i>267</i>	<i>479</i>	<i>624</i>	<i>836</i>	<i>407</i>	<i>1842</i>	<i>455</i>	<i>1134</i>	<i>546</i>	<i>285</i>	<i>321</i>	<i>42</i>



QUESTIONNAIRE FORM 5 1996	TOTAL	SEX		RACE		REGION				COLLEGE PLANS?		ILLICIT DRUG USE: LIFETIME				
		M	F	White	Black	NE	NC	S	W	Yes	No	None	Mari- juana Only	Few Pills	More Pills	Any Her- oin
<i>N (Weighted No. of Cases):</i>	2502	1127	1251	1689	304	524	654	903	421	1884	478	1179	582	300	347	44
<i>% of Weighted Total:</i>	100.0	45.1	50.0	67.5	12.2	20.9	26.1	36.1	16.8	75.3	19.1	47.1	23.3	12.0	13.9	1.7
<b>D01K:</b> A lot of times I feel lonely																
1. Disagree	20.9	24.5	17.9	20.7	25.2	21.7	21.0	21.6	18.1	20.3	23.6	22.6	21.3	17.9	15.9	17.6
2. Mostly disagree	28.8	29.4	28.7	31.5	18.6	28.3	32.1	24.4	33.3	31.1	21.2	30.2	28.0	27.0	28.1	22.9
3. Neither	17.3	18.4	16.1	17.8	15.5	16.8	18.1	17.9	15.7	16.9	18.5	15.4	20.1	20.6	17.9	10.7
4. Mostly agree	20.8	17.7	23.5	20.3	16.6	23.1	17.9	22.0	19.9	20.2	22.6	20.9	17.7	22.9	23.5	28.6
5. Agree	12.2	10.0	13.8	9.6	24.0	10.1	10.9	14.0	12.9	11.5	14.2	10.9	12.9	11.5	14.6	20.3
<i>Item 12650 Subject Q03</i>	<i>N</i> 2336	<i>1054</i>	<i>1209</i>	<i>1632</i>	<i>266</i>	<i>474</i>	<i>621</i>	<i>835</i>	<i>405</i>	<i>1829</i>	<i>455</i>	<i>1129</i>	<i>544</i>	<i>287</i>	<i>318</i>	<i>38</i>
<b>D01L:</b> I feel I do not have much to be proud of																
1. Disagree	45.0	45.7	44.8	44.4	47.0	43.4	45.6	46.6	42.6	47.9	32.8	51.5	43.1	42.2	30.4	17.8
2. Mostly disagree	29.8	30.3	29.2	32.4	22.9	31.4	31.0	27.1	31.5	29.7	30.8	27.9	30.9	37.4	28.4	31.7
3. Neither	11.3	10.9	11.4	11.2	10.2	11.2	11.0	11.6	11.2	10.5	14.5	9.6	11.6	10.9	17.8	8.3
4. Mostly agree	10.0	9.2	10.6	9.1	12.4	10.2	9.5	10.1	10.6	8.8	15.1	8.0	10.0	8.1	16.4	34.2
5. Agree	3.9	3.8	4.0	2.9	7.4	3.8	2.9	4.6	4.0	3.2	6.7	3.0	4.5	1.5	7.0	8.0
<i>Item 12660 Subject Q01</i>	<i>N</i> 2337	<i>1056</i>	<i>1210</i>	<i>1634</i>	<i>264</i>	<i>474</i>	<i>622</i>	<i>835</i>	<i>405</i>	<i>1830</i>	<i>455</i>	<i>1129</i>	<i>545</i>	<i>287</i>	<i>319</i>	<i>38</i>
<b>D01M:</b> There is always someone I can turn to if I need help																
1. Disagree	3.9	4.5	2.9	2.7	10.7	3.5	4.4	4.0	3.6	3.4	6.1	4.3	3.6	3.8	2.2	13.5
2. Mostly disagree	5.0	5.6	4.7	4.6	4.6	5.0	4.7	4.5	6.6	5.1	4.5	4.4	3.8	5.6	7.5	18.5
3. Neither	7.1	8.6	5.3	5.9	8.4	7.7	5.5	8.2	6.4	6.5	9.6	4.9	8.5	6.7	10.9	20.4
4. Mostly agree	27.7	29.0	26.8	29.5	16.7	27.8	30.1	26.4	26.5	28.0	27.9	24.8	30.8	26.9	35.5	17.5
5. Agree	56.2	52.3	60.4	57.3	59.7	56.0	55.2	56.8	56.9	57.0	51.8	61.6	53.3	57.0	43.9	30.1
<i>Item 12670 Subject Q03</i>	<i>N</i> 2330	<i>1053</i>	<i>1207</i>	<i>1628</i>	<i>264</i>	<i>474</i>	<i>620</i>	<i>832</i>	<i>405</i>	<i>1826</i>	<i>453</i>	<i>1127</i>	<i>545</i>	<i>287</i>	<i>316</i>	<i>38</i>
<b>D01N:</b> Sometimes I think that I am no good at all																
1. Disagree	39.6	44.9	35.3	38.5	51.7	38.9	39.3	40.6	38.5	41.0	34.5	45.3	36.6	36.6	28.3	22.4
2. Mostly disagree	25.3	26.2	24.5	28.1	16.5	24.3	28.1	21.5	29.9	24.9	26.7	25.0	25.6	26.1	24.3	32.2
3. Neither	13.0	11.7	13.5	11.9	12.2	14.8	11.2	14.0	11.7	12.3	15.0	12.1	13.4	11.5	17.4	13.4
4. Mostly agree	14.4	12.0	17.1	14.2	11.4	14.2	14.9	15.2	12.3	14.7	13.0	11.5	16.5	18.1	16.7	24.1
5. Agree	7.8	5.2	9.5	7.4	8.2	7.8	6.6	8.7	7.7	7.0	10.9	6.1	7.8	7.7	13.3	7.8
<i>Item 12680 Subject Q01</i>	<i>N</i> 2327	<i>1052</i>	<i>1204</i>	<i>1630</i>	<i>262</i>	<i>472</i>	<i>619</i>	<i>832</i>	<i>405</i>	<i>1824</i>	<i>453</i>	<i>1126</i>	<i>544</i>	<i>285</i>	<i>316</i>	<i>38</i>
<b>D01O:</b> I often feel left out of things																
1. Disagree	24.8	28.8	21.2	23.5	34.1	22.3	25.5	27.5	21.2	25.1	24.5	24.4	26.9	25.7	19.5	31.3
2. Mostly disagree	26.5	27.9	25.5	28.7	18.1	28.3	27.0	23.8	29.4	26.8	25.3	26.4	29.9	25.1	23.5	24.9
3. Neither	19.1	19.9	18.5	19.3	14.7	21.1	20.0	15.6	22.6	19.0	19.9	19.2	17.3	20.0	21.9	12.5
4. Mostly agree	19.6	16.4	22.6	19.5	18.1	19.8	18.6	20.9	18.1	19.2	19.7	19.7	17.0	25.3	19.4	19.1
5. Agree	10.0	7.0	12.2	9.0	15.0	8.5	8.9	12.3	8.6	9.9	10.5	10.3	9.0	3.9	15.7	12.2
<i>Item 12690 Subject Q03</i>	<i>N</i> 2318	<i>1047</i>	<i>1202</i>	<i>1623</i>	<i>259</i>	<i>471</i>	<i>616</i>	<i>827</i>	<i>405</i>	<i>1819</i>	<i>447</i>	<i>1122</i>	<i>544</i>	<i>284</i>	<i>313</i>	<i>38</i>
<b>D01P:</b> I believe a person is master of his/her own fate																
1. Disagree	6.3	6.0	6.4	5.5	8.5	6.0	5.9	7.8	4.3	6.3	5.9	7.3	5.1	6.3	5.2	4.5
2. Mostly disagree	5.8	4.8	6.4	5.8	4.2	5.7	4.7	6.4	6.2	5.7	6.3	5.3	6.3	4.1	6.4	17.0
3. Neither	16.9	14.4	18.9	16.8	17.3	18.1	19.7	14.6	16.0	16.5	18.8	15.0	18.1	20.1	18.9	18.1
4. Mostly agree	33.6	33.5	34.4	36.4	25.1	33.8	33.2	32.1	36.9	34.5	30.7	33.1	33.5	36.0	33.1	40.4
5. Agree	37.4	41.3	33.9	35.6	45.0	36.4	36.6	39.1	36.6	37.1	38.4	39.3	37.0	33.5	36.4	20.0
<i>Item 12700 Subject Q02</i>	<i>N</i> 2323	<i>1046</i>	<i>1206</i>	<i>1623</i>	<i>261</i>	<i>471</i>	<i>618</i>	<i>829</i>	<i>406</i>	<i>1822</i>	<i>449</i>	<i>1123</i>	<i>544</i>	<i>285</i>	<i>314</i>	<i>38</i>
<b>D01Q:</b> There is usually someone I can talk to, if I need to																
1. Disagree	2.9	3.3	2.1	1.9	6.7	3.4	3.2	2.9	1.9	2.3	5.6	2.5	2.9	3.2	2.7	13.5
2. Mostly disagree	3.9	4.6	3.1	3.7	4.8	4.0	4.0	3.5	4.6	3.8	4.2	4.3	2.5	4.2	5.0	3.3
3. Neither	7.6	9.2	5.6	6.6	7.5	6.7	6.3	9.3	7.0	7.4	8.0	5.9	9.3	5.9	10.2	25.3
4. Mostly agree	26.4	27.0	26.0	26.6	21.3	28.5	25.8	25.7	26.3	26.8	26.4	23.2	29.3	25.1	35.5	17.9
5. Agree	59.2	56.0	63.1	61.1	59.6	57.4	60.7	58.7	60.3	59.7	55.8	64.1	56.1	61.7	46.6	40.0
<i>Item 12710 Subject Q03</i>	<i>N</i> 2320	<i>1043</i>	<i>1206</i>	<i>1622</i>	<i>259</i>	<i>470</i>	<i>618</i>	<i>827</i>	<i>405</i>	<i>1822</i>	<i>448</i>	<i>1122</i>	<i>542</i>	<i>284</i>	<i>314</i>	<i>38</i>
<b>D01R:</b> I feel that I can't do anything right																
1. Disagree	45.4	49.9	41.5	44.9	52.0	45.9	43.6	46.5	45.2	47.4	37.0	50.6	44.9	43.3	30.4	31.0
2. Mostly disagree	27.3	24.2	30.3	28.7	21.1	26.7	31.2	24.4	27.8	27.4	26.7	26.3	29.0	28.5	29.0	17.0
3. Neither	14.5	12.9	15.6	14.1	13.3	15.7	12.0	15.8	14.1	13.1	19.4	12.2	14.6	15.7	20.3	25.5
4. Mostly agree	9.3	8.4	10.1	8.9	8.6	8.1	9.2	9.6	10.0	9.1	10.8	7.8	8.0	11.6	13.9	19.1
5. Agree	3.6	4.6	2.6	3.4	5.1	3.5	4.1	3.6	3.0	3.0	6.1	3.2	3.4	1.0	6.4	7.3
<i>Item 12720 Subject Q01</i>	<i>N</i> 2317	<i>1042</i>	<i>1204</i>	<i>1620</i>	<i>259</i>	<i>469</i>	<i>617</i>	<i>828</i>	<i>405</i>	<i>1820</i>	<i>447</i>	<i>1120</i>	<i>542</i>	<i>284</i>	<i>314</i>	<i>38</i>



QUESTIONNAIRE FORM 5 1996	TOTAL	SEX		RACE		REGION				COLLEGE PLANS?		ILLICIT DRUG USE: LIFETIME				
		M	F	White	Black	NE	NC	S	W	Yes	No	None	Mari- juana Only	Few Pills	More Pills	Any Her- oin
<i>N (Weighted No. of Cases):</i> <i>% of Weighted Total:</i>	2502 100.0	1127 45.1	1251 50.0	1689 67.5	304 12.2	524 20.9	654 26.1	903 36.1	421 16.8	1884 75.3	478 19.1	1179 47.1	582 23.3	300 12.0	347 13.9	44 1.7
<b>D01S:</b> I often wish I had more good friends																
1. Disagree	20.4	20.7	20.3	19.7	22.9	19.9	20.2	20.9	20.1	20.0	21.7	20.8	20.9	22.0	16.0	15.2
2. Mostly disagree	17.6	19.7	16.1	19.5	11.0	19.6	20.9	13.3	18.8	18.3	14.5	17.5	17.5	19.2	17.2	16.6
3. Neither	16.9	18.0	15.6	17.2	13.0	17.6	17.7	16.3	16.2	16.9	18.0	16.3	18.6	14.9	18.9	12.3
4. Mostly agree	24.2	21.2	27.2	24.5	20.1	22.8	22.3	25.1	26.7	24.2	24.2	22.9	22.3	28.3	28.5	27.5
5. Agree	20.9	20.3	20.8	19.2	33.0	20.1	18.9	24.3	18.2	20.7	21.6	22.5	20.7	15.7	19.4	28.3
<i>Item 12730 Subject Q03</i>	<i>N 2299</i>	<i>1033</i>	<i>1196</i>	<i>1616</i>	<i>255</i>	<i>465</i>	<i>617</i>	<i>815</i>	<i>402</i>	<i>1809</i>	<i>441</i>	<i>1113</i>	<i>538</i>	<i>280</i>	<i>312</i>	<i>38</i>
<b>D01T:</b> Planning ahead makes things turn out better																
1. Disagree	4.1	3.5	4.1	2.9	7.1	5.0	4.0	4.6	2.0	2.9	8.9	3.6	3.5	3.0	6.7	9.8
2. Mostly disagree	6.9	6.1	7.2	6.9	7.4	7.9	6.0	8.2	4.7	5.5	12.1	5.6	8.9	4.5	9.7	11.8
3. Neither	23.0	24.0	21.9	24.2	19.6	22.9	24.8	23.6	19.1	22.8	23.1	17.6	28.1	29.1	28.2	28.9
4. Mostly agree	37.9	37.3	39.1	40.6	26.5	38.4	39.6	35.6	39.5	40.1	30.8	38.3	36.1	38.1	40.4	38.8
5. Agree	28.1	29.1	27.7	25.4	39.5	25.8	25.5	28.0	34.7	28.6	25.2	34.9	23.5	25.4	15.0	10.6
<i>Item 12740 Subject Q02</i>	<i>N 2311</i>	<i>1039</i>	<i>1201</i>	<i>1618</i>	<i>258</i>	<i>467</i>	<i>616</i>	<i>826</i>	<i>403</i>	<i>1816</i>	<i>445</i>	<i>1118</i>	<i>540</i>	<i>284</i>	<i>312</i>	<i>38</i>
<b>D01U:</b> I feel that my life is not very useful																
1. Disagree	52.6	54.2	51.5	51.8	61.3	50.8	51.7	52.7	55.7	55.2	42.0	60.2	50.0	50.6	34.3	21.9
2. Mostly disagree	24.4	24.0	24.8	27.3	15.0	27.3	26.6	21.6	23.4	24.0	26.1	21.3	24.7	26.6	32.8	34.6
3. Neither	13.0	11.8	13.8	11.5	12.7	12.7	12.2	15.1	10.1	11.9	17.7	10.2	14.1	17.2	15.2	31.2
4. Mostly agree	6.6	6.0	7.0	6.3	5.3	4.3	6.5	7.5	7.2	5.9	8.8	5.6	7.2	3.2	12.7	3.8
5. Agree	3.5	4.0	2.9	3.1	5.8	4.8	3.0	3.0	3.6	3.1	5.5	2.7	4.0	2.4	5.1	8.6
<i>Item 12750 Subject Q01</i>	<i>N 2293</i>	<i>1033</i>	<i>1192</i>	<i>1608</i>	<i>254</i>	<i>461</i>	<i>614</i>	<i>819</i>	<i>399</i>	<i>1803</i>	<i>440</i>	<i>1107</i>	<i>535</i>	<i>284</i>	<i>312</i>	<i>38</i>
<b>D01V:</b> I usually have a few friends around that I can get together with																
1. Disagree	5.8	6.0	5.3	4.8	10.5	4.4	5.3	8.3	3.3	5.6	5.8	6.5	6.2	3.3	4.1	8.1
2. Mostly disagree	6.4	6.0	6.3	5.9	6.3	5.0	5.7	8.1	5.4	6.2	6.1	6.6	6.0	5.1	5.7	17.1
3. Neither	7.2	8.0	6.2	7.2	6.1	6.8	6.4	7.7	8.0	7.6	5.5	7.8	7.0	5.4	7.1	9.1
4. Mostly agree	34.2	33.0	35.7	34.1	30.4	38.7	36.5	31.0	32.4	33.8	36.8	32.0	34.2	40.3	38.7	35.7
5. Agree	46.3	47.0	46.6	47.9	46.7	45.1	46.1	45.0	50.9	46.7	45.7	47.1	46.6	46.0	44.4	30.1
<i>Item 12760 Subject Q03</i>	<i>N 2301</i>	<i>1032</i>	<i>1198</i>	<i>1608</i>	<i>259</i>	<i>462</i>	<i>617</i>	<i>821</i>	<i>402</i>	<i>1808</i>	<i>442</i>	<i>1112</i>	<i>537</i>	<i>284</i>	<i>311</i>	<i>38</i>
<b>D01W:</b> I am eager to leave home and live on my own—independent from my parents																
1. Disagree	8.2	8.2	8.0	6.7	11.0	7.2	5.3	9.7	10.6	8.0	8.8	10.5	5.1	6.2	5.2	18.1
2. Mostly disagree	9.4	10.0	9.0	9.7	8.8	7.9	9.6	10.7	8.1	9.6	8.7	10.3	9.4	7.8	7.5	5.5
3. Neither	20.0	22.7	16.6	20.0	15.9	18.1	19.2	19.9	23.3	19.9	20.5	21.1	19.6	17.1	19.4	24.5
4. Mostly agree	28.4	28.1	29.5	30.1	21.9	31.0	31.0	25.3	27.8	29.0	24.9	29.2	27.3	32.3	25.2	22.3
5. Agree	34.1	31.0	37.0	33.6	42.4	35.7	34.9	34.3	30.3	33.4	37.1	28.9	38.5	36.6	42.7	29.5
<i>Item 13950 Subject I03, Q01</i>	<i>N 2298</i>	<i>1030</i>	<i>1197</i>	<i>1606</i>	<i>258</i>	<i>462</i>	<i>616</i>	<i>818</i>	<i>402</i>	<i>1807</i>	<i>442</i>	<i>1110</i>	<i>538</i>	<i>283</i>	<i>310</i>	<i>38</i>
<b>D01X:</b> I feel hesitant about taking a full-time job and becoming part of the "adult world"																
1. Disagree	29.8	29.7	29.9	27.9	42.0	29.1	30.5	28.8	31.9	28.3	36.3	29.0	32.6	31.4	25.6	26.4
2. Mostly disagree	19.1	19.8	19.0	20.3	14.4	20.3	17.1	20.8	17.2	19.2	18.5	20.8	18.4	18.0	15.8	21.1
3. Neither	16.2	18.0	14.9	16.5	14.1	16.9	16.4	16.4	14.7	16.3	15.1	17.2	14.9	13.4	16.3	26.1
4. Mostly agree	22.6	21.3	23.0	22.7	18.4	21.0	22.7	22.8	23.5	24.1	17.7	22.3	22.4	23.9	25.3	9.7
5. Agree	12.3	11.2	13.1	12.6	11.1	12.6	13.3	11.2	12.6	12.1	12.4	10.8	11.6	13.3	16.9	16.7
<i>Item 13960 Subject I03, Q01</i>	<i>N 2288</i>	<i>1022</i>	<i>1194</i>	<i>1605</i>	<i>257</i>	<i>462</i>	<i>613</i>	<i>815</i>	<i>398</i>	<i>1800</i>	<i>437</i>	<i>1108</i>	<i>534</i>	<i>279</i>	<i>311</i>	<i>38</i>
The next two questions ask your views about different lifestyles that have been in the news lately.																
<b>D02:</b> A man and a woman who live together without being married are . . .																
1. Experimenting with a worthwhile alternative lifestyle	18.2	16.8	18.9	17.0	15.0	20.5	15.9	19.1	17.2	17.1	23.0	15.1	24.4	14.5	20.3	28.0
2. Doing their own thing and not affecting anyone else	56.6	54.4	58.6	58.0	59.5	62.2	60.3	50.6	56.9	57.7	52.4	52.6	59.8	63.1	61.3	47.3
3. Living in a way that could be destructive to society	5.3	7.4	3.6	5.6	4.5	3.1	4.6	6.6	6.4	4.9	7.3	5.4	3.9	4.9	5.6	15.8
4. Violating a basic principle of human morality	12.0	11.9	12.3	13.3	9.3	6.7	10.8	16.6	10.6	13.4	6.4	18.1	5.1	9.2	6.5	3.1
8. None of the above	7.9	9.5	6.6	6.1	11.7	7.5	8.5	7.1	8.9	7.0	10.9	8.7	6.8	8.3	6.2	5.8
<i>Item 12770 Subject D03</i>	<i>N 2266</i>	<i>1012</i>	<i>1184</i>	<i>1599</i>	<i>249</i>	<i>453</i>	<i>613</i>	<i>807</i>	<i>394</i>	<i>1783</i>	<i>433</i>	<i>1093</i>	<i>527</i>	<i>282</i>	<i>307</i>	<i>38</i>



DESCRIPTIVE RESULTS: 1996

199

QUESTIONNAIRE FORM 5 1996	TOTAL	SEX		RACE		REGION				COLLEGE PLANS?		ILLICIT DRUG USE: LIFETIME				
		M	F	White	Black	NE	NC	S	W	Yes	No	None	Mari- juana Only	Few Pills	More Pills	Any Her- oin
<i>N (Weighted No. of Cases):</i>	2502	1127	1251	1689	304	524	654	903	421	1884	478	1179	582	300	347	44
<i>% of Weighted Total:</i>	100.0	45.1	50.0	67.5	12.2	20.9	26.1	36.1	16.8	75.3	19.1	47.1	23.3	12.0	13.9	1.7
<b>D03:</b> A man and a woman who decide to have and raise a child out of wedlock are . . .																
1. Experimenting with a worthwhile alternative lifestyle	9.1	8.0	9.5	8.5	14.8	7.0	10.2	9.5	8.7	8.1	13.4	7.3	12.0	8.3	11.1	8.1
2. Doing their own thing and not affecting anyone else	43.9	40.7	46.6	42.8	48.1	52.6	43.8	39.2	43.7	43.1	47.4	38.6	48.8	46.5	51.3	52.7
3. Living in a way that could be destructive to society	17.3	20.3	15.1	18.0	11.3	17.1	18.2	15.4	20.1	18.9	12.5	18.3	18.5	14.9	15.5	6.5
4. Violating a basic principle of human morality	17.4	18.3	16.8	19.8	12.0	11.3	17.0	24.1	11.6	18.7	11.8	23.5	11.0	15.1	9.9	5.8
8. None of the above	12.3	12.7	12.0	11.0	13.8	11.9	10.9	11.8	15.9	11.3	14.9	12.4	9.7	15.2	12.3	26.9
<i>Item 12775 Subject D03</i>	<i>N</i> 2251	1003	1178	1590	248	448	610	797	395	1771	431	1089	525	276	305	38
<b>D04:</b> These next questions ask how you feel about your present financial situation and your future financial situation.																
<b>D04A:</b> I feel that I have enough money to get along pretty well																
1. Never	12.5	10.1	14.3	8.6	26.4	11.9	11.0	14.8	10.8	11.3	16.8	12.3	14.8	11.4	10.1	10.3
2. Seldom	20.1	18.0	21.3	19.1	20.5	15.7	21.9	19.5	23.6	19.5	24.0	18.0	22.5	23.1	21.4	17.8
3. Sometimes	30.9	30.8	31.2	32.5	30.6	31.3	35.2	27.2	31.1	29.5	35.1	31.1	29.1	30.7	33.0	33.2
4. Often	24.5	27.3	22.6	27.0	15.3	27.2	22.0	25.4	23.5	26.7	16.3	25.1	23.6	24.0	26.2	12.1
5. Always	12.0	13.9	10.6	12.8	7.1	13.8	9.9	13.0	11.1	13.0	7.8	13.5	10.0	10.8	9.3	26.5
<i>Item 12990 Subject C02</i>	<i>N</i> 2257	1013	1172	1582	252	440	608	813	395	1775	434	1086	531	279	304	39
<b>D04B:</b> I get very concerned about how I am going to be able to pay my next bills																
1. Never	29.6	29.6	29.6	28.8	37.3	28.9	28.0	31.8	28.4	30.6	25.6	32.4	29.6	24.2	25.0	18.3
2. Seldom	24.6	25.9	23.5	27.2	12.9	23.4	27.3	22.3	26.5	25.3	20.8	25.6	23.4	26.5	22.1	21.5
3. Sometimes	24.4	24.6	24.2	25.3	18.6	26.1	23.6	23.8	24.8	24.4	25.0	22.1	23.5	27.2	30.9	29.9
4. Often	14.2	13.2	14.8	13.0	19.0	15.0	15.8	13.1	13.5	13.1	19.8	13.1	16.7	14.8	14.9	11.0
5. Always	7.2	6.7	7.8	5.7	12.3	6.6	5.3	9.0	6.9	6.7	8.8	7.0	6.8	7.2	7.2	19.3
<i>Item 13000 Subject C02</i>	<i>N</i> 2232	1004	1156	1567	247	437	603	798	394	1752	434	1074	523	278	301	38
<b>D04C:</b> I worry whether I will have any job at all in a few months																
1. Never	45.8	44.4	46.9	49.3	36.9	45.5	49.6	45.3	40.9	47.8	36.5	48.4	46.5	44.0	38.7	30.8
2. Seldom	20.9	21.6	20.4	22.1	17.9	19.1	21.3	21.6	20.6	20.9	21.4	21.3	20.9	21.1	20.4	12.2
3. Sometimes	18.2	19.9	16.6	16.5	24.1	20.4	17.1	17.0	20.0	17.8	19.2	17.0	16.7	19.1	23.9	20.6
4. Often	9.7	9.9	9.7	8.6	9.6	9.8	7.6	10.3	11.4	9.0	13.3	8.2	9.9	11.3	11.3	22.9
5. Always	5.5	4.1	6.4	3.6	11.4	5.1	4.4	5.8	7.1	4.5	9.5	5.1	6.0	4.4	5.7	13.6
<i>Item 13010 Subject C02</i>	<i>N</i> 2227	1000	1156	1563	247	436	603	796	392	1751	430	1067	523	279	301	39
<b>D04D:</b> I feel sure that I could go out and get a new job (with decent pay) whenever I want one																
1. Never	9.4	9.0	9.3	7.3	18.9	11.1	10.9	7.0	10.2	7.9	14.8	8.5	11.8	5.8	10.4	18.0
2. Seldom	17.2	17.4	17.5	15.6	16.3	20.0	15.4	17.0	17.2	16.8	18.9	16.5	18.1	16.9	17.8	26.6
3. Sometimes	31.8	28.4	33.9	32.4	31.0	33.0	30.8	32.3	31.1	32.3	29.9	31.6	28.8	34.5	36.2	29.2
4. Often	25.0	26.5	23.9	27.9	15.0	23.0	24.5	26.9	24.2	26.6	19.2	25.9	25.0	26.7	21.2	15.4
5. Always	16.6	18.6	15.4	16.8	18.8	12.9	18.3	16.9	17.3	16.4	17.2	17.4	16.3	16.1	14.4	10.8
<i>Item 13020 Subject C02</i>	<i>N</i> 2227	1006	1150	1563	245	434	601	802	390	1757	425	1070	521	279	302	39
FOR THOSE WHO HAVE A JOB:																
<b>D04E:</b> I feel sure that I can keep working steadily with my present employer as long as I want to																
1. Never	6.4	5.6	6.4	3.9	15.0	4.9	5.1	7.9	7.4	5.2	10.0	5.9	7.3	7.4	4.3	7.5
2. Seldom	4.5	4.4	4.7	3.3	6.5	3.5	4.1	6.7	2.1	4.9	3.4	3.8	3.6	6.0	7.1	5.3
3. Sometimes	14.9	15.8	13.5	15.1	16.1	16.9	16.9	12.1	14.7	13.9	18.9	13.9	16.0	14.1	15.8	24.3
4. Often	25.9	27.3	25.7	27.8	19.2	24.6	25.5	26.1	27.6	26.7	23.5	23.9	26.7	30.3	27.7	34.0
5. Always	48.3	47.0	49.8	49.9	43.2	50.1	48.4	47.2	48.2	49.2	44.2	52.5	46.5	42.3	45.1	28.9
<i>Item 13030 Subject C02</i>	<i>N†</i> 1524	683	788	1116	159	282	464	525	252	1163	330	703	372	182	221	29

†=excludes respondents for whom question was inappropriate.



QUESTIONNAIRE FORM 5 1996	TOTAL	SEX		RACE		REGION				COLLEGE PLANS?		ILLICIT DRUG USE: LIFETIME					
		M	F	White	Black	NE	NC	S	W	Yes	No	None	Mari- juana Only	Few Pills	More Pills	Any Her- oin	
<i>N (Weighted No. of Cases):</i>	2502	1127	1251	1689	304	524	654	903	421	1884	478	1179	582	300	347	44	
<i>% of Weighted Total:</i>	100.0	45.1	50.0	67.5	12.2	20.9	26.1	36.1	16.8	75.3	19.1	47.1	23.3	12.0	13.9	1.7	
<b>D04F:</b> I worry about getting fired or laid-off from my job																	
1. Never	65.0	64.7	65.5	67.0	56.6	64.4	65.7	64.8	64.6	65.9	60.1	70.0	62.6	62.2	55.6	54.9	
2. Seldom	20.3	17.9	22.3	20.0	21.4	21.3	18.2	19.9	23.9	22.0	15.6	17.9	21.2	19.7	27.9	17.7	
3. Sometimes	8.9	10.7	7.1	8.5	11.1	9.2	9.0	8.5	9.4	7.7	13.3	7.3	11.2	9.7	9.0	16.4	
4. Often	3.4	3.5	3.4	3.0	5.1	3.8	4.6	3.1	1.3	2.7	5.9	1.9	3.7	7.5	3.9	5.4	
5. Always	2.4	3.2	1.6	1.5	5.8	1.4	2.5	3.7	0.8	1.7	5.0	2.9	1.3	0.9	3.6	5.5	
<i>Item 13040 Subject C02</i>	<i>N†</i>	<i>1517</i>	<i>679</i>	<i>785</i>	<i>1111</i>	<i>158</i>	<i>282</i>	<i>462</i>	<i>521</i>	<i>252</i>	<i>1158</i>	<i>328</i>	<i>700</i>	<i>372</i>	<i>181</i>	<i>220</i>	<i>28</i>
<b>D05:</b> Please think about all the money you earned during the past year, including last summer.																	
About how much of your past year's earnings have gone into:																	
<b>D05A:</b> Savings for your future education																	
1. None	48.1	48.5	48.0	44.6	59.4	41.6	41.3	55.5	51.0	45.0	59.6	42.4	49.6	55.3	60.9	39.0	
2. A little (1-20%)	20.6	23.3	18.3	22.4	16.9	20.6	22.7	18.0	22.8	21.7	17.2	20.9	21.6	20.4	18.2	22.4	
3. Some (21-40%)	12.2	10.9	13.3	12.6	10.7	16.8	14.1	8.7	11.1	12.5	10.6	13.6	10.9	10.8	10.8	16.9	
4. About half (41-60%)	8.6	7.6	9.5	9.3	4.9	8.8	11.4	7.6	6.1	9.3	5.8	10.6	7.1	6.6	4.6	16.5	
5. Most (61-80%)	5.6	4.7	6.1	6.7	2.4	6.2	7.5	3.9	5.7	6.4	3.2	6.8	4.7	5.1	4.5	2.8	
6. Almost all (81-99%)	2.9	2.3	3.4	3.0	1.8	3.7	2.0	3.6	2.0	3.2	1.5	3.2	4.7	1.6	0.3	-	
7. All	1.9	2.8	1.3	1.4	3.8	2.5	1.0	2.6	1.3	1.8	2.1	2.6	1.5	0.2	0.7	2.5	
<i>Item 20830 Subject C02</i>	<i>N</i>	<i>2118</i>	<i>961</i>	<i>1093</i>	<i>1512</i>	<i>234</i>	<i>415</i>	<i>582</i>	<i>764</i>	<i>357</i>	<i>1663</i>	<i>410</i>	<i>1009</i>	<i>507</i>	<i>261</i>	<i>288</i>	<i>35</i>
<b>D05B:</b> Savings or payments for a car or car expenses																	
1. None	42.6	35.1	49.4	37.7	60.5	43.9	37.9	44.9	44.0	43.7	38.3	44.4	43.2	40.5	40.1	27.1	
2. A little (1-20%)	14.7	15.6	13.8	15.9	11.7	15.3	17.2	13.5	12.5	15.9	10.3	14.6	16.4	12.8	14.1	14.7	
3. Some (21-40%)	15.7	17.5	13.9	17.0	8.2	15.0	18.0	13.2	17.9	15.5	15.8	14.7	13.6	16.0	21.1	24.5	
4. About half (41-60%)	13.0	15.1	11.1	14.5	6.9	12.7	13.0	13.4	12.1	12.1	16.8	11.7	12.5	18.1	13.2	13.6	
5. Most (61-80%)	7.8	10.3	5.4	8.3	7.0	6.9	8.9	7.4	7.5	7.6	8.4	7.7	8.3	8.6	6.3	7.3	
6. Almost all (81-99%)	4.5	4.2	4.9	5.1	1.8	3.9	4.6	4.5	5.0	3.8	7.1	4.7	4.6	3.2	4.2	11.3	
7. All	1.8	2.2	1.4	1.5	3.9	2.2	0.4	3.0	1.0	1.3	3.2	2.3	1.4	0.9	0.9	1.4	
<i>Item 20840 Subject C02</i>	<i>N</i>	<i>2107</i>	<i>957</i>	<i>1087</i>	<i>1504</i>	<i>233</i>	<i>410</i>	<i>581</i>	<i>762</i>	<i>354</i>	<i>1656</i>	<i>408</i>	<i>1007</i>	<i>504</i>	<i>258</i>	<i>285</i>	<i>35</i>
<b>D05C:</b> Other savings for long-range purposes																	
1. None	45.1	43.1	46.4	42.1	56.6	40.1	42.6	49.2	46.5	45.2	45.0	43.1	48.3	38.0	53.7	46.3	
2. A little (1-20%)	24.1	27.5	21.4	26.8	15.6	25.3	27.0	20.8	25.1	24.1	22.5	25.0	24.2	25.1	20.4	18.6	
3. Some (21-40%)	15.0	12.8	17.2	15.5	11.5	18.4	14.8	13.4	14.8	14.8	16.6	14.4	13.9	19.8	13.9	20.5	
4. About half (41-60%)	7.5	8.8	5.9	7.7	4.3	5.9	9.0	8.2	5.5	7.8	7.2	7.7	4.5	12.7	8.0	4.5	
5. Most (61-80%)	4.5	4.3	4.8	4.8	5.0	5.7	4.5	3.5	5.4	4.8	3.8	5.6	4.8	2.5	2.1	5.9	
6. Almost all (81-99%)	2.3	1.6	3.0	1.8	2.4	2.9	1.2	2.8	2.0	2.3	2.0	2.7	2.9	0.7	1.0	2.8	
7. All	1.5	1.9	1.3	1.1	4.6	1.7	0.9	2.3	0.7	1.1	2.9	1.5	1.4	1.3	0.9	1.4	
<i>Item 20850 Subject C02</i>	<i>N</i>	<i>2110</i>	<i>958</i>	<i>1088</i>	<i>1504</i>	<i>235</i>	<i>413</i>	<i>583</i>	<i>761</i>	<i>354</i>	<i>1657</i>	<i>408</i>	<i>1012</i>	<i>506</i>	<i>256</i>	<i>283</i>	<i>35</i>
<b>D05D:</b> Spending on your own needs and activities—things such as clothing, stereo, TV, tapes and discs, other possessions, movies, eating out, other recreation, hobbies, gifts for others, and other personal expenses																	
1. None	6.4	6.3	6.0	5.0	8.8	5.6	6.1	6.9	6.6	5.5	8.9	7.2	5.0	6.1	5.8	3.4	
2. A little (1-20%)	17.9	19.4	16.8	18.9	13.4	21.0	18.3	15.5	18.9	17.6	19.5	20.0	18.7	14.2	13.7	11.3	
3. Some (21-40%)	19.7	19.1	20.2	21.5	10.7	22.5	20.9	18.2	17.4	21.4	13.4	21.9	18.1	19.1	17.0	10.2	
4. About half (41-60%)	16.7	17.3	16.1	18.2	13.8	14.7	16.7	18.9	14.2	16.8	15.0	18.2	14.1	19.2	13.1	17.4	
5. Most (61-80%)	16.9	16.7	16.7	17.1	16.3	17.3	16.6	15.7	19.2	17.1	16.3	14.0	18.6	18.6	21.5	26.9	
6. Almost all (81-99%)	14.2	12.3	16.1	12.6	22.2	11.8	13.6	15.0	15.8	14.3	14.6	12.2	15.7	12.8	19.5	16.6	
7. All	8.3	9.0	8.0	6.7	14.9	7.0	7.8	9.7	7.9	7.3	12.4	6.5	9.7	10.1	9.4	14.1	
<i>Item 20860 Subject C02</i>	<i>N</i>	<i>2116</i>	<i>958</i>	<i>1095</i>	<i>1508</i>	<i>232</i>	<i>413</i>	<i>583</i>	<i>764</i>	<i>355</i>	<i>1661</i>	<i>410</i>	<i>1013</i>	<i>508</i>	<i>256</i>	<i>287</i>	<i>35</i>

†=excludes respondents for whom question was inappropriate.



DESCRIPTIVE RESULTS: 1996

201

QUESTIONNAIRE FORM 5 1996	TOTAL	SEX		RACE		REGION				COLLEGE PLANS?		ILLICIT DRUG USE: LIFETIME				
		M	F	White	Black	NE	NC	S	W	Yes	No	None	Mari- juana Only	Few Pills	More Pills	Any Her- oin
<i>N (Weighted No. of Cases):</i>	2502	1127	1251	1689	304	524	654	903	421	1884	478	1179	582	300	347	44
<i>% of Weighted Total:</i>	100.0	45.1	50.0	67.5	12.2	20.9	26.1	36.1	16.8	75.3	19.1	47.1	23.3	12.0	13.9	1.7
<b>D05E:</b> Helping to pay family living expenses (groceries, housing, etc.)																
1. None	54.4	54.9	53.9	61.6	30.0	55.6	60.3	48.4	56.3	56.3	46.3	57.6	52.9	56.6	48.2	27.5
2. A little (1-20%)	25.5	27.2	24.2	24.3	30.8	26.7	22.5	27.2	25.6	26.3	24.1	24.3	26.1	23.2	31.1	24.9
3. Some (21-40%)	8.7	7.6	9.7	6.8	12.0	8.3	7.3	9.6	9.3	8.1	10.5	7.8	9.6	7.0	10.5	16.5
4. About half (41-60%)	5.0	5.2	4.7	3.8	8.5	3.5	4.5	7.6	1.9	4.2	8.4	4.2	5.6	5.7	4.2	19.1
5. Most (61-80%)	2.4	2.1	2.9	1.6	6.7	2.9	2.4	1.7	3.5	2.0	3.9	1.9	2.6	3.0	2.7	5.9
6. Almost all (81-99%)	2.1	1.6	2.4	1.2	5.4	1.0	1.6	3.5	1.3	1.7	4.0	2.2	1.6	2.0	3.1	1.4
7. All	1.8	1.5	2.2	0.7	6.5	1.9	1.4	1.9	2.2	1.4	2.8	2.0	1.6	2.5	0.1	4.7
<i>Item 20870 Subject C02</i>	<i>N</i> 2103	951	1089	1502	231	412	579	759	352	1652	407	1004	506	254	286	35
The next questions ask about characteristics which some people associate with the use of particular drugs. We want to know what you think.																
<b>E01:</b> Do YOU think that people who smoke marijuana several times a week tend to be . . .																
<b>E01A:</b> . . . more creative than average																
1. No	61.0	58.3	63.9	63.5	50.4	61.8	60.4	61.7	59.9	63.6	50.7	71.5	52.5	58.3	47.4	18.4
2. Yes	17.8	21.7	13.8	16.7	20.8	18.7	17.9	17.7	17.0	15.2	27.6	7.3	21.5	22.1	38.4	66.7
3. Not sure, no opinion	21.1	20.0	22.3	19.8	28.8	19.5	21.8	20.6	23.2	21.1	21.7	21.1	26.0	19.6	14.2	14.9
<i>Item 13060 Subject A11c</i>	<i>N</i> 2212	998	1145	1553	244	436	602	796	378	1739	423	1066	518	272	303	35
<b>E01B:</b> . . . less sensible than average																
1. No	27.4	32.3	22.1	26.5	27.4	29.6	24.1	29.8	24.8	23.8	38.6	18.2	32.5	29.5	44.3	65.0
2. Yes	51.5	48.1	55.1	55.1	39.6	52.8	51.4	50.4	52.3	54.8	39.7	59.3	45.1	50.0	40.8	21.4
3. Not sure, no opinion	21.2	19.5	22.7	18.3	33.0	17.6	24.5	19.8	22.9	21.4	21.7	22.5	22.4	20.5	14.8	13.6
<i>Item 13070 Subject A11c</i>	<i>N</i> 2215	996	1150	1553	245	433	602	798	382	1742	424	1072	518	271	302	35
<b>E01C:</b> . . . more interesting people than average																
1. No	60.9	57.5	64.3	62.8	50.2	64.1	59.9	61.1	58.5	63.2	52.3	70.1	54.4	56.0	49.7	28.3
2. Yes	19.6	24.3	15.0	19.5	20.4	20.0	18.5	19.8	20.2	16.9	29.1	8.7	24.8	28.0	36.4	58.5
3. Not sure, no opinion	19.5	18.2	20.7	17.7	29.4	15.9	21.6	19.1	21.3	19.9	18.6	21.2	20.9	16.0	13.9	13.2
<i>Item 13080 Subject A11c</i>	<i>N</i> 2218	1003	1146	1559	242	431	599	805	383	1743	426	1072	515	272	303	39
<b>E01D:</b> . . . less hard-working than average																
1. No	25.0	27.2	22.6	24.7	27.4	29.9	21.7	27.5	19.7	22.3	33.5	15.9	30.4	31.7	36.8	59.8
2. Yes	55.9	54.3	57.6	59.1	44.5	53.2	57.5	55.6	57.2	57.8	51.3	62.9	49.8	51.7	51.2	25.9
3. Not sure, no opinion	19.0	18.4	19.7	16.3	28.1	16.9	20.7	17.0	23.2	19.9	15.2	21.2	19.8	16.7	12.0	14.3
<i>Item 13090 Subject A11c</i>	<i>N</i> 2216	1001	1146	1557	242	430	598	805	383	1742	425	1071	515	272	303	39
<b>E01E:</b> . . . more independent than average																
1. No	52.5	49.1	55.7	52.9	51.1	55.2	49.5	53.1	53.0	53.4	49.7	56.0	49.8	51.2	50.3	27.5
2. Yes	25.2	30.0	20.7	26.7	16.9	23.8	26.5	25.5	24.0	24.5	27.9	18.8	27.6	27.8	37.0	58.5
3. Not sure, no opinion	22.3	20.9	23.6	20.3	32.0	21.0	24.1	21.4	23.0	22.1	22.4	25.2	22.6	20.9	12.6	13.9
<i>Item 13100 Subject A11c</i>	<i>N</i> 2209	998	1142	1554	241	427	597	802	383	1735	425	1067	513	270	303	39
<b>E01F:</b> . . . more emotionally unstable than average																
1. No	27.3	31.6	22.7	27.5	29.6	26.4	24.8	31.3	23.8	24.4	35.8	17.1	32.3	33.5	44.2	63.2
2. Yes	52.5	48.0	57.4	54.0	43.2	55.5	54.4	48.8	54.0	55.6	42.8	62.6	44.6	46.6	41.1	23.6
3. Not sure, no opinion	20.2	20.4	19.9	18.4	27.2	18.0	20.8	19.9	22.2	20.0	21.4	20.3	23.1	19.9	14.7	13.2
<i>Item 13110 Subject A11c</i>	<i>N</i> 2203	997	1139	1549	240	428	591	803	382	1730	425	1063	511	272	303	39
<b>E01G:</b> . . . more concerned about other people than average																
1. No	67.8	64.7	70.4	69.4	58.9	67.0	68.9	67.7	67.0	68.8	62.7	70.8	65.8	66.8	66.8	44.5
2. Yes	10.3	13.1	7.8	10.4	9.4	13.2	8.9	11.7	6.4	9.0	16.4	6.8	9.3	12.7	17.7	42.3
3. Not sure, no opinion	21.9	22.2	21.8	20.2	31.7	19.8	22.3	20.6	26.6	22.2	21.0	22.5	24.9	20.5	15.6	13.2
<i>Item 13120 Subject A11c</i>	<i>N</i> 2207	999	1140	1555	239	430	597	800	380	1738	420	1065	513	272	304	39



QUESTIONNAIRE FORM 5 1996	TOTAL	SEX		RACE		REGION				COLLEGE PLANS?		ILLICIT DRUG USE: LIFETIME				
		M	F	White	Black	NE	NC	S	W	Yes	No	None	Mari- juana Only	Few Pills	More Pills	Any Her- oin
<i>N (Weighted No. of Cases):</i>	2502	1127	1251	1689	304	524	654	903	421	1884	478	1179	582	300	347	44
<i>% of Weighted Total:</i>	100.0	45.1	50.0	67.5	12.2	20.9	26.1	36.1	16.8	75.3	19.1	47.1	23.3	12.0	13.9	1.7
<b>E01H:</b> . . . more weak-willed than average																
1. No	30.2	32.8	27.7	30.8	28.0	35.6	28.7	30.4	26.0	28.0	36.0	19.5	34.6	40.6	47.2	55.8
2. Yes	47.5	45.7	48.8	48.2	41.3	44.2	46.3	49.5	48.8	49.0	43.6	55.9	41.6	39.7	39.4	22.9
3. Not sure, no opinion	22.3	21.5	23.4	21.0	30.7	20.1	25.0	20.1	25.2	23.0	20.4	24.5	23.9	19.7	13.4	21.3
<i>Item 13130 Subject A11c</i>	<i>N</i> 2208	<i>998</i>	<i>1141</i>	<i>1554</i>	<i>239</i>	<i>430</i>	<i>597</i>	<i>799</i>	<i>382</i>	<i>1739</i>	<i>420</i>	<i>1065</i>	<i>514</i>	<i>272</i>	<i>303</i>	<i>39</i>
<b>E01I:</b> . . . more criminal than average																
1. No	30.7	33.7	27.8	30.5	28.0	35.2	30.4	29.6	28.6	28.9	36.2	18.7	37.8	38.8	52.3	47.8
2. Yes	46.8	46.4	47.2	49.2	41.4	44.8	46.8	48.5	45.8	48.2	43.9	57.7	38.3	38.1	33.1	36.7
3. Not sure, no opinion	22.4	19.9	25.0	20.3	30.7	20.0	22.8	21.9	25.7	23.0	19.9	23.6	23.9	23.0	14.6	15.4
<i>Item 13140 Subject A11c</i>	<i>N</i> 2210	<i>1000</i>	<i>1141</i>	<i>1556</i>	<i>240</i>	<i>431</i>	<i>599</i>	<i>799</i>	<i>382</i>	<i>1740</i>	<i>421</i>	<i>1066</i>	<i>514</i>	<i>272</i>	<i>304</i>	<i>39</i>
The next questions are similar, but ask about illegal drugs other than marijuana—like psychedelics, barbiturates, narcotics, and amphetamines.																
<b>E02:</b> Do YOU think that people who use illegal drugs (other than marijuana) several times a week tend to be . . .																
<b>E02A:</b> . . . more creative than average																
1. No	63.3	60.2	67.2	64.0	56.5	62.8	60.3	65.1	64.9	64.8	57.8	70.6	59.1	57.8	54.3	41.3
2. Yes	10.5	12.7	8.1	10.6	6.6	12.6	10.9	9.6	9.5	9.6	13.4	5.4	7.4	17.5	23.4	41.9
3. Not sure, no opinion	26.1	27.1	24.7	25.4	36.8	24.6	28.8	25.3	25.6	25.6	28.8	24.0	33.4	24.8	22.4	16.8
<i>Item 13330 Subject A11c</i>	<i>N</i> 2174	<i>984</i>	<i>1123</i>	<i>1534</i>	<i>237</i>	<i>422</i>	<i>594</i>	<i>787</i>	<i>371</i>	<i>1711</i>	<i>413</i>	<i>1048</i>	<i>510</i>	<i>269</i>	<i>292</i>	<i>38</i>
<b>E02B:</b> . . . less sensible than average																
1. No	16.3	19.5	13.1	14.7	21.1	14.9	16.1	19.6	11.3	14.3	22.9	12.5	16.0	19.5	23.6	45.1
2. Yes	59.2	54.0	64.5	63.1	43.6	60.1	58.1	57.4	63.5	62.5	47.9	65.7	51.8	55.1	56.3	38.7
3. Not sure, no opinion	24.5	26.5	22.4	22.2	35.3	25.0	25.9	23.0	25.2	23.2	29.2	21.8	32.2	25.4	20.1	16.1
<i>Item 13340 Subject A11c</i>	<i>N</i> 2181	<i>988</i>	<i>1127</i>	<i>1536</i>	<i>237</i>	<i>422</i>	<i>594</i>	<i>791</i>	<i>374</i>	<i>1715</i>	<i>417</i>	<i>1053</i>	<i>511</i>	<i>269</i>	<i>294</i>	<i>38</i>
<b>E02C:</b> . . . more interesting people than average																
1. No	61.8	58.7	65.2	62.9	54.2	62.8	59.6	63.6	60.3	63.2	56.1	69.8	55.3	56.0	53.0	49.1
2. Yes	11.9	13.8	9.9	11.7	10.8	12.5	11.3	12.9	10.4	11.2	14.5	6.8	9.0	20.4	24.9	31.3
3. Not sure, no opinion	26.2	27.5	24.9	25.4	35.1	24.7	29.1	23.5	29.3	25.6	29.4	23.4	35.7	23.6	22.1	19.6
<i>Item 13350 Subject A11c</i>	<i>N</i> 2178	<i>985</i>	<i>1127</i>	<i>1535</i>	<i>236</i>	<i>420</i>	<i>594</i>	<i>789</i>	<i>375</i>	<i>1714</i>	<i>415</i>	<i>1049</i>	<i>511</i>	<i>272</i>	<i>293</i>	<i>38</i>
<b>E02D:</b> . . . less hard-working than average																
1. No	15.6	17.2	14.0	14.8	17.4	19.1	14.5	18.4	7.2	13.7	20.3	12.7	14.8	19.1	22.5	32.4
2. Yes	58.2	55.2	61.2	60.7	44.9	57.1	57.7	57.0	62.7	60.7	50.4	64.0	50.2	57.8	53.8	46.1
3. Not sure, no opinion	26.2	27.6	24.8	24.5	37.6	23.8	27.7	24.6	30.1	25.6	29.3	23.3	35.0	23.2	23.7	21.5
<i>Item 13360 Subject A11c</i>	<i>N</i> 2178	<i>983</i>	<i>1128</i>	<i>1534</i>	<i>237</i>	<i>421</i>	<i>593</i>	<i>789</i>	<i>375</i>	<i>1712</i>	<i>416</i>	<i>1050</i>	<i>510</i>	<i>272</i>	<i>291</i>	<i>38</i>
<b>E02E:</b> . . . more independent than average																
1. No	51.2	47.0	55.3	50.1	57.5	52.4	46.4	54.5	50.5	51.3	51.0	55.1	45.5	50.1	50.6	38.7
2. Yes	19.2	20.7	17.6	21.8	6.4	19.8	23.6	16.8	16.4	19.3	18.2	17.0	18.0	22.8	23.3	40.9
3. Not sure, no opinion	29.6	32.2	27.1	28.1	36.0	27.8	29.9	28.7	33.1	29.5	30.8	27.9	36.5	27.1	26.0	20.4
<i>Item 13370 Subject A11c</i>	<i>N</i> 2177	<i>983</i>	<i>1127</i>	<i>1534</i>	<i>236</i>	<i>419</i>	<i>593</i>	<i>789</i>	<i>376</i>	<i>1710</i>	<i>417</i>	<i>1051</i>	<i>509</i>	<i>272</i>	<i>290</i>	<i>38</i>
<b>E02F:</b> . . . more emotionally unstable than average																
1. No	12.9	15.1	10.8	12.3	18.4	13.5	9.2	17.0	9.5	11.1	19.1	10.4	12.2	14.8	19.8	30.9
2. Yes	61.9	57.8	66.2	64.3	47.2	61.4	64.6	57.8	66.9	64.9	51.2	68.4	52.0	62.2	56.9	52.9
3. Not sure, no opinion	25.2	27.1	23.0	23.5	34.4	25.1	26.3	25.2	23.6	24.0	29.7	21.1	35.8	23.0	23.3	16.1
<i>Item 13380 Subject A11c</i>	<i>N</i> 2172	<i>984</i>	<i>1121</i>	<i>1532</i>	<i>235</i>	<i>418</i>	<i>592</i>	<i>789</i>	<i>374</i>	<i>1707</i>	<i>416</i>	<i>1049</i>	<i>507</i>	<i>271</i>	<i>291</i>	<i>38</i>
<b>E02G:</b> . . . more concerned about other people than average																
1. No	64.9	62.7	67.6	66.5	56.7	63.9	63.6	66.7	64.4	65.7	61.0	69.3	57.2	66.0	64.5	58.6
2. Yes	6.8	7.5	5.8	6.7	7.3	8.7	7.1	6.5	4.5	6.8	6.9	5.9	5.5	7.7	8.5	23.0
3. Not sure, no opinion	28.3	29.9	26.6	26.9	36.1	27.4	29.3	26.7	31.1	27.6	32.1	24.8	37.2	26.3	27.0	18.4
<i>Item 13390 Subject A11c</i>	<i>N</i> 2176	<i>984</i>	<i>1124</i>	<i>1533</i>	<i>236</i>	<i>419</i>	<i>592</i>	<i>789</i>	<i>375</i>	<i>1711</i>	<i>416</i>	<i>1051</i>	<i>508</i>	<i>271</i>	<i>290</i>	<i>38</i>



QUESTIONNAIRE FORM 5 1996	TOTAL	SEX		RACE		REGION				COLLEGE PLANS?		ILLICIT DRUG USE: LIFETIME				
		M	F	White	Black	NE	NC	S	W	Yes	No	None	Mari- juana Only	Few Pills	More Pills	Any Her- oin
<i>N (Weighted No. of Cases):</i>	2502	1127	1251	1689	304	524	654	903	421	1884	478	1179	582	300	347	44
<i>% of Weighted Total:</i>	100.0	45.1	50.0	67.5	12.2	20.9	26.1	36.1	16.8	75.3	19.1	47.1	23.3	12.0	13.9	1.7
<b>E02H:</b> . . . more weak-willed than average																
1. No	14.1	16.5	11.8	13.6	16.3	17.6	13.0	15.5	8.7	12.3	19.7	11.0	12.4	20.7	19.2	32.3
2. Yes	57.5	55.6	59.6	58.8	46.8	54.7	55.5	58.1	62.3	59.6	50.9	62.9	52.5	50.9	55.0	49.5
3. Not sure, no opinion	28.5	27.9	28.7	27.6	36.8	27.7	31.4	26.4	29.0	28.2	29.4	26.1	35.1	28.4	25.7	18.2
<i>Item 13400 Subject A11c</i>	<i>N 2173</i>	<i>984</i>	<i>1123</i>	<i>1531</i>	<i>236</i>	<i>418</i>	<i>592</i>	<i>788</i>	<i>375</i>	<i>1708</i>	<i>416</i>	<i>1049</i>	<i>508</i>	<i>271</i>	<i>289</i>	<i>38</i>
<b>E02I:</b> . . . more criminal than average																
1. No	14.7	16.9	12.5	14.6	10.2	19.9	12.7	15.1	11.4	13.8	17.0	11.9	11.3	21.6	22.6	35.0
2. Yes	58.0	57.3	59.5	60.2	53.3	53.2	59.2	58.2	61.1	59.7	53.4	63.9	55.0	49.9	51.9	47.7
3. Not sure, no opinion	27.3	25.9	28.1	25.2	36.5	26.8	28.1	26.7	27.5	26.6	29.6	24.2	33.7	28.6	25.5	17.3
<i>Item 13410 Subject A11c</i>	<i>N 2168</i>	<i>980</i>	<i>1123</i>	<i>1531</i>	<i>232</i>	<i>418</i>	<i>592</i>	<i>783</i>	<i>375</i>	<i>1706</i>	<i>413</i>	<i>1047</i>	<i>507</i>	<i>271</i>	<i>289</i>	<i>38</i>
The next few questions ask how YOU view cigarette smoking.																
<b>E03:</b> In my opinion, when a guy my age is smoking a cigarette, it makes him look . . .																
<b>E03A:</b> Cool, calm, in-control																
1. Disagree	59.1	58.4	60.0	56.6	70.3	54.5	58.6	58.9	65.5	60.5	52.3	74.5	45.9	48.2	42.3	19.0
2. Mostly disagree	9.1	9.9	8.1	9.5	5.3	10.1	6.8	8.9	11.8	9.3	7.9	7.3	12.1	10.7	7.7	19.2
3. Neither	25.7	24.4	26.9	27.7	19.1	29.2	27.9	24.9	19.8	24.7	31.1	14.9	34.2	32.5	39.6	53.2
4. Mostly agree	3.7	3.9	3.4	3.7	2.6	3.8	4.6	4.3	1.0	3.5	4.2	1.9	4.7	7.2	5.7	-
5. Agree	2.4	3.4	1.5	2.4	2.7	2.4	2.1	3.0	1.9	2.0	4.4	1.4	3.0	1.4	4.7	8.6
<i>Item 20880 Subject A11c</i>	<i>N 2165</i>	<i>968</i>	<i>1130</i>	<i>1525</i>	<i>236</i>	<i>421</i>	<i>591</i>	<i>779</i>	<i>374</i>	<i>1711</i>	<i>407</i>	<i>1051</i>	<i>507</i>	<i>266</i>	<i>291</i>	<i>35</i>
<b>E03B:</b> Insecure																
1. Disagree	19.2	22.5	16.3	18.6	22.6	18.3	21.2	20.3	14.9	16.5	28.4	13.6	21.0	28.4	27.6	23.1
2. Mostly disagree	7.4	7.5	7.5	7.3	6.5	9.1	8.9	5.3	7.7	7.3	7.8	6.4	8.8	8.1	7.5	10.9
3. Neither	38.2	37.8	37.9	41.4	24.5	38.8	39.5	38.6	34.9	38.9	36.6	32.4	44.8	37.1	48.6	44.6
4. Mostly agree	16.0	13.9	18.2	15.9	18.1	17.5	12.2	17.8	16.7	16.8	13.6	19.7	13.5	15.1	8.5	6.3
5. Agree	19.1	18.3	20.1	16.7	28.4	16.3	18.2	18.0	25.9	20.6	13.5	27.9	11.8	11.3	7.7	15.1
<i>Item 20890 Subject A11c</i>	<i>N 2163</i>	<i>967</i>	<i>1129</i>	<i>1524</i>	<i>236</i>	<i>421</i>	<i>590</i>	<i>777</i>	<i>375</i>	<i>1708</i>	<i>407</i>	<i>1048</i>	<i>506</i>	<i>266</i>	<i>292</i>	<i>35</i>
<b>E03C:</b> Rugged, tough, independent																
1. Disagree	51.1	51.6	51.0	50.1	56.9	46.2	49.0	51.9	58.7	51.6	47.9	61.4	42.7	44.0	38.8	32.1
2. Mostly disagree	9.2	9.2	9.3	9.5	7.6	11.0	9.5	7.2	10.7	9.6	7.4	10.7	7.2	9.4	6.5	12.7
3. Neither	29.6	29.5	29.3	30.7	23.6	33.8	29.0	30.7	23.8	28.7	34.6	20.1	38.0	33.4	43.8	45.5
4. Mostly agree	6.8	6.2	7.4	6.9	5.7	6.2	9.0	6.8	4.1	7.4	4.2	5.3	8.9	10.4	6.1	-
5. Agree	3.3	3.6	2.9	2.8	6.2	2.9	3.6	3.4	2.8	2.7	5.8	2.5	3.2	2.8	4.9	9.6
<i>Item 20900 Subject A11c</i>	<i>N 2160</i>	<i>965</i>	<i>1127</i>	<i>1519</i>	<i>236</i>	<i>421</i>	<i>590</i>	<i>775</i>	<i>373</i>	<i>1705</i>	<i>407</i>	<i>1046</i>	<i>507</i>	<i>266</i>	<i>289</i>	<i>35</i>
<b>E03D:</b> Conforming																
1. Disagree	31.0	32.3	29.6	27.2	44.6	30.3	31.2	31.0	31.4	28.8	38.7	30.8	33.4	32.6	25.7	34.7
2. Mostly disagree	7.6	8.7	6.6	7.5	9.4	7.9	7.0	9.0	5.0	7.3	8.7	6.9	5.9	13.1	7.7	8.6
3. Neither	42.1	38.4	44.9	43.4	37.9	43.9	42.4	39.5	45.1	42.4	41.9	37.4	46.9	39.4	53.2	42.8
4. Mostly agree	10.9	12.3	9.9	12.5	5.1	9.2	11.6	11.0	11.5	12.3	5.7	13.4	6.9	10.1	10.4	2.2
5. Agree	8.4	8.3	9.0	9.4	3.0	8.7	7.7	9.6	7.0	9.1	5.0	11.5	6.8	4.7	3.0	11.7
<i>Item 20910 Subject A11c</i>	<i>N 2148</i>	<i>967</i>	<i>1114</i>	<i>1515</i>	<i>231</i>	<i>417</i>	<i>588</i>	<i>772</i>	<i>371</i>	<i>1691</i>	<i>412</i>	<i>1040</i>	<i>504</i>	<i>262</i>	<i>290</i>	<i>36</i>
<b>E03E:</b> Mature, sophisticated																
1. Disagree	57.1	54.6	59.7	54.9	65.4	55.7	54.6	57.5	61.6	58.3	52.3	68.9	48.5	47.6	41.0	36.8
2. Mostly disagree	9.9	11.0	9.1	10.7	7.5	9.7	10.9	8.9	10.7	10.2	7.7	10.2	9.3	12.8	7.8	6.7
3. Neither	28.1	27.3	28.4	29.8	20.9	29.3	29.0	29.2	23.0	27.4	31.6	18.4	36.3	32.3	43.5	40.1
4. Mostly agree	3.4	4.8	2.1	3.1	3.7	3.6	4.3	2.9	2.6	3.0	5.2	1.6	4.5	5.5	5.2	9.5
5. Agree	1.5	2.3	0.7	1.5	2.5	1.6	1.1	1.5	2.1	1.1	3.1	0.9	1.4	1.8	2.4	7.0
<i>Item 20920 Subject A11c</i>	<i>N 2157</i>	<i>971</i>	<i>1122</i>	<i>1519</i>	<i>231</i>	<i>419</i>	<i>586</i>	<i>776</i>	<i>375</i>	<i>1701</i>	<i>411</i>	<i>1049</i>	<i>505</i>	<i>262</i>	<i>289</i>	<i>36</i>
<b>E03F:</b> Like he's TRYING to appear mature and sophisticated																
1. Disagree	17.4	20.3	14.7	15.2	25.3	15.7	15.3	21.2	14.8	14.5	26.9	12.7	20.0	24.7	21.4	24.6
2. Mostly disagree	4.9	5.6	4.2	5.1	4.2	5.6	5.6	4.7	3.5	4.8	5.0	3.2	6.9	6.9	4.6	10.6
3. Neither	25.9	25.7	25.8	27.1	19.6	29.2	25.3	25.3	24.3	25.6	27.3	19.2	30.7	25.3	41.4	27.9
4. Mostly agree	22.0	23.2	21.7	23.7	13.6	20.9	26.3	19.3	22.3	23.7	16.9	25.0	18.1	20.5	20.5	19.6
5. Agree	29.8	25.1	33.7	28.9	37.3	28.7	27.5	29.6	35.2	31.4	24.0	39.8	24.3	22.6	12.1	17.3
<i>Item 20930 Subject A11c</i>	<i>N 2154</i>	<i>966</i>	<i>1122</i>	<i>1518</i>	<i>232</i>	<i>415</i>	<i>590</i>	<i>775</i>	<i>375</i>	<i>1699</i>	<i>411</i>	<i>1048</i>	<i>504</i>	<i>262</i>	<i>291</i>	<i>35</i>



QUESTIONNAIRE FORM 5 1996	TOTAL	SEX		RACE		REGION				COLLEGE PLANS?		ILLCIT DRUG USE: LIFETIME					
		M	F	White	Black	NE	NC	S	W	Yes	No	None	Mari- juana Only	Few Pills	More Pills	Any Her- oin	
<i>N (Weighted No. of Cases):</i>	2502	1127	1251	1689	304	524	654	903	421	1884	478	1179	582	300	347	44	
<i>% of Weighted Total:</i>	100.0	45.1	50.0	67.5	12.2	20.9	26.1	36.1	16.8	75.3	19.1	47.1	23.3	12.0	13.9	1.7	
<b>E04:</b> In my opinion, when a girl my age is smoking a cigarette, it makes her look . . .																	
<b>E04A:</b> Cool, calm, in-control																	
1. Disagree	63.9	64.9	63.0	60.7	77.9	60.3	60.8	65.8	68.6	65.2	56.9	77.2	52.5	55.8	45.8	41.4	
2. Mostly disagree	8.0	8.6	7.6	8.6	5.3	10.2	8.3	6.0	9.5	8.0	8.7	6.8	10.5	9.1	7.5	6.1	
3. Neither	23.2	21.3	25.2	25.8	12.9	25.2	25.6	23.4	16.9	22.3	27.8	14.0	30.7	25.6	38.7	40.1	
4. Mostly agree	2.3	2.1	2.2	2.0	2.2	1.9	2.3	2.4	2.6	2.3	2.3	0.9	3.2	6.2	2.1	7.3	
5. Agree	2.6	3.1	2.0	2.9	1.7	2.5	2.9	2.4	2.4	2.2	4.4	1.1	3.0	3.3	5.9	5.0	
<i>Item 20940 Subject A11c</i>	<i>N</i>	<i>2138</i>	<i>954</i>	<i>1118</i>	<i>1512</i>	<i>228</i>	<i>412</i>	<i>587</i>	<i>763</i>	<i>376</i>	<i>1683</i>	<i>408</i>	<i>1041</i>	<i>503</i>	<i>257</i>	<i>288</i>	<i>35</i>
<b>E04B:</b> Insecure																	
1. Disagree	19.8	21.5	17.7	18.5	24.9	19.7	19.1	21.8	16.8	17.4	28.4	16.4	19.8	25.5	25.7	28.7	
2. Mostly disagree	6.4	7.1	5.7	6.1	5.4	7.7	6.2	5.4	7.4	5.9	7.3	5.2	6.9	8.4	7.5	10.9	
3. Neither	32.4	30.9	33.7	35.4	25.3	32.9	36.3	30.3	30.1	32.3	33.3	24.2	40.9	35.4	44.4	41.1	
4. Mostly agree	15.8	15.1	16.8	15.5	13.4	16.4	13.4	16.7	17.0	17.0	11.7	18.4	15.3	13.7	10.1	5.7	
5. Agree	25.6	25.3	26.1	24.5	30.9	23.3	25.0	25.9	28.7	27.5	19.3	35.9	17.0	17.0	12.2	13.5	
<i>Item 20950 Subject A11c</i>	<i>N</i>	<i>2133</i>	<i>950</i>	<i>1117</i>	<i>1508</i>	<i>228</i>	<i>411</i>	<i>587</i>	<i>762</i>	<i>372</i>	<i>1679</i>	<i>408</i>	<i>1040</i>	<i>502</i>	<i>257</i>	<i>283</i>	<i>35</i>
<b>E04C:</b> Independent and liberated																	
1. Disagree	51.7	51.4	52.0	48.4	68.7	50.3	45.8	54.5	57.2	52.3	48.8	60.6	46.3	43.9	38.3	37.1	
2. Mostly disagree	10.2	10.3	10.1	10.8	4.9	12.0	10.7	8.5	10.8	10.8	7.0	9.7	9.0	13.0	11.1	14.9	
3. Neither	28.8	28.8	29.1	31.3	19.3	28.4	30.7	29.9	24.0	27.9	33.4	22.2	34.1	28.8	40.9	44.4	
4. Mostly agree	6.5	6.0	6.8	7.2	4.3	6.8	8.4	5.6	5.3	6.6	6.3	4.7	7.8	12.5	6.4	-	
5. Agree	2.8	3.5	2.0	2.3	2.9	2.5	4.5	1.6	2.7	2.3	4.5	2.8	2.8	1.8	3.3	3.7	
<i>Item 20960 Subject A11c</i>	<i>N</i>	<i>2135</i>	<i>952</i>	<i>1118</i>	<i>1509</i>	<i>228</i>	<i>414</i>	<i>587</i>	<i>761</i>	<i>372</i>	<i>1680</i>	<i>408</i>	<i>1041</i>	<i>502</i>	<i>257</i>	<i>284</i>	<i>35</i>
<b>E04D:</b> Conforming																	
1. Disagree	33.3	35.5	31.1	29.4	52.0	32.2	30.7	35.3	34.6	30.8	42.7	33.5	35.9	32.9	27.6	30.8	
2. Mostly disagree	6.6	7.2	5.9	6.3	4.2	10.2	6.0	4.9	6.7	6.8	5.2	5.3	5.5	12.6	7.0	7.7	
3. Neither	39.1	36.2	41.6	41.0	35.0	37.5	41.5	38.4	38.5	38.9	41.0	33.7	43.7	39.3	50.2	45.9	
4. Mostly agree	9.6	10.8	8.9	10.9	6.1	8.9	11.5	8.7	9.5	10.7	6.3	11.3	7.7	9.1	7.9	5.6	
5. Agree	11.4	10.3	12.5	12.5	2.8	11.2	10.3	12.7	10.8	12.9	4.8	16.1	7.2	6.0	7.2	9.9	
<i>Item 20970 Subject A11c</i>	<i>N</i>	<i>2124</i>	<i>950</i>	<i>1110</i>	<i>1502</i>	<i>229</i>	<i>413</i>	<i>585</i>	<i>757</i>	<i>369</i>	<i>1669</i>	<i>408</i>	<i>1033</i>	<i>502</i>	<i>257</i>	<i>282</i>	<i>35</i>
<b>E04E:</b> Mature, sophisticated																	
1. Disagree	59.0	58.9	59.2	56.1	70.8	57.8	54.7	60.3	64.3	60.2	54.3	70.6	50.5	49.8	42.0	36.2	
2. Mostly disagree	9.7	10.1	9.2	10.5	7.8	10.7	9.6	8.8	10.7	10.3	6.6	9.0	10.1	12.7	8.5	15.4	
3. Neither	26.8	26.1	27.5	29.2	16.7	26.5	30.5	27.2	20.4	24.9	35.2	17.8	33.8	29.8	42.7	43.2	
4. Mostly agree	2.7	3.0	2.4	2.3	3.2	3.4	3.5	2.0	2.2	2.9	1.5	1.6	3.9	4.0	3.5	1.4	
5. Agree	1.8	1.9	1.7	1.8	1.5	1.7	1.7	1.7	2.3	1.7	2.5	1.0	1.7	3.7	3.3	3.8	
<i>Item 20980 Subject A11c</i>	<i>N</i>	<i>2131</i>	<i>952</i>	<i>1114</i>	<i>1505</i>	<i>227</i>	<i>413</i>	<i>586</i>	<i>760</i>	<i>373</i>	<i>1679</i>	<i>407</i>	<i>1040</i>	<i>502</i>	<i>257</i>	<i>283</i>	<i>34</i>
<b>E04F:</b> Like she's TRYING to appear mature and sophisticated																	
1. Disagree	17.7	20.2	14.8	16.1	24.8	17.2	16.3	20.2	15.2	15.3	25.1	15.3	19.3	20.3	18.7	30.2	
2. Mostly disagree	3.9	4.0	3.5	3.7	2.8	4.8	4.5	2.9	3.9	3.6	5.0	2.9	4.7	6.2	3.7	3.6	
3. Neither	23.8	23.7	24.3	25.3	16.8	24.7	24.7	24.1	20.6	22.7	28.5	17.1	28.2	25.6	37.2	33.7	
4. Mostly agree	19.3	20.4	18.7	20.9	11.8	18.7	22.0	17.7	19.2	20.6	15.8	20.5	19.0	15.3	19.8	20.1	
5. Agree	35.3	31.6	38.8	34.0	43.8	34.5	32.5	35.2	41.1	37.9	25.6	44.2	28.8	32.6	20.6	12.4	
<i>Item 20990 Subject A11c</i>	<i>N</i>	<i>2120</i>	<i>943</i>	<i>1112</i>	<i>1500</i>	<i>225</i>	<i>411</i>	<i>584</i>	<i>758</i>	<i>367</i>	<i>1671</i>	<i>405</i>	<i>1038</i>	<i>499</i>	<i>254</i>	<i>279</i>	<i>35</i>
<b>E05:</b> Do you agree or disagree . . .																	
<b>E05A:</b> Smokers know how to enjoy life more than non-smokers																	
1. Disagree	71.1	68.2	73.5	70.7	78.3	73.4	69.9	69.0	75.1	72.8	63.6	81.2	64.5	64.0	57.3	41.2	
2. Mostly disagree	8.3	9.0	7.6	8.1	4.9	8.0	8.6	8.1	8.5	8.6	7.9	6.2	10.3	9.5	11.1	6.2	
3. Neither	17.0	18.4	16.0	17.9	11.5	14.8	18.1	18.8	14.2	15.9	21.7	11.1	19.9	22.9	25.8	38.4	
4. Mostly agree	1.8	2.1	1.7	1.6	4.0	1.4	2.7	1.6	1.4	1.6	3.1	0.7	3.6	0.6	4.1	2.5	
5. Agree	1.7	2.4	1.2	1.7	1.3	2.4	0.7	2.5	0.8	1.2	3.6	0.8	1.7	3.0	1.7	11.6	
<i>Item 21000 Subject A11c</i>	<i>N</i>	<i>2150</i>	<i>965</i>	<i>1118</i>	<i>1508</i>	<i>232</i>	<i>412</i>	<i>585</i>	<i>780</i>	<i>373</i>	<i>1693</i>	<i>411</i>	<i>1040</i>	<i>506</i>	<i>265</i>	<i>288</i>	<i>35</i>



QUESTIONNAIRE FORM 5 1996	TOTAL	SEX		RACE		REGION				COLLEGE PLANS?		ILLICIT DRUG USE: LIFETIME					
		M	F	White	Black	NE	NC	S	W	Yes	No	None	Mari- juana Only	Few Pills	More Pills	Any Her- oin	
<i>N (Weighted No. of Cases):</i>	2502	1127	1251	1689	304	524	654	903	421	1884	478	1179	582	300	347	44	
<i>% of Weighted Total:</i>	100.0	45.1	50.0	67.5	12.2	20.9	26.1	36.1	16.8	75.3	19.1	47.1	23.3	12.0	13.9	1.7	
<b>E05B:</b> I prefer to date people who don't smoke																	
1. Disagree	9.2	9.7	8.7	8.8	9.6	7.4	12.2	8.9	7.0	7.2	16.4	5.6	10.5	9.1	16.9	36.0	
2. Mostly disagree	4.2	4.2	4.1	4.7	2.5	3.9	3.5	4.9	3.9	3.6	6.1	1.7	5.0	5.7	9.9	6.5	
3. Neither	20.6	21.7	19.6	22.3	12.5	23.8	19.2	21.7	17.0	18.9	27.6	12.1	24.3	28.6	34.9	40.1	
4. Mostly agree	11.5	11.6	11.6	11.2	7.0	12.4	12.6	10.9	10.1	12.1	9.4	10.1	14.4	12.4	11.6	3.2	
5. Agree	54.5	52.8	56.0	53.0	68.4	52.5	52.4	53.6	62.0	58.3	40.5	70.4	45.8	44.2	26.7	14.2	
<i>Item 21010 Subject A11c</i>	<i>N</i>	<i>2143</i>	<i>964</i>	<i>1116</i>	<i>1503</i>	<i>231</i>	<i>412</i>	<i>583</i>	<i>779</i>	<i>370</i>	<i>1693</i>	<i>406</i>	<i>1035</i>	<i>506</i>	<i>265</i>	<i>287</i>	<i>35</i>
<b>E05C:</b> The harmful effects of cigarettes have been exaggerated																	
1. Disagree	50.1	44.6	54.7	49.3	53.0	55.2	45.8	46.7	58.2	53.3	37.4	62.5	39.8	39.3	36.0	34.8	
2. Mostly disagree	19.4	22.4	17.3	21.6	9.9	20.0	22.0	17.5	18.7	19.7	17.6	15.7	23.0	22.9	24.0	13.1	
3. Neither	17.7	18.5	16.5	17.6	20.9	14.7	18.3	21.0	13.1	15.6	25.8	11.8	22.3	22.8	23.5	36.0	
4. Mostly agree	6.7	7.0	6.3	7.1	3.6	5.9	7.2	8.1	3.7	6.3	8.3	5.1	7.5	8.3	9.7	4.8	
5. Agree	6.2	7.5	5.2	4.5	12.6	4.3	6.7	6.8	6.3	5.0	10.9	4.9	7.3	6.7	6.8	11.5	
<i>Item 21020 Subject A11c</i>	<i>N</i>	<i>2142</i>	<i>960</i>	<i>1116</i>	<i>1504</i>	<i>232</i>	<i>410</i>	<i>582</i>	<i>779</i>	<i>371</i>	<i>1687</i>	<i>409</i>	<i>1036</i>	<i>504</i>	<i>265</i>	<i>287</i>	<i>35</i>
<b>E05D:</b> I think that becoming a smoker reflects poor judgment																	
1. Disagree	12.2	12.2	11.8	10.9	15.8	12.3	13.5	12.3	9.7	9.8	20.9	8.3	13.3	15.0	17.7	36.6	
2. Mostly disagree	8.6	9.7	7.7	9.8	5.9	9.6	9.1	8.7	6.6	8.5	8.8	5.2	10.5	10.5	15.6	13.5	
3. Neither	24.3	23.3	25.0	24.5	20.8	21.2	25.5	24.5	25.5	23.9	26.1	20.0	27.4	29.1	29.2	28.5	
4. Mostly agree	18.1	18.7	18.0	18.9	10.8	20.3	17.7	17.2	18.1	19.5	12.4	17.4	21.8	18.4	15.7	6.8	
5. Agree	36.8	36.0	37.5	35.9	46.7	36.6	34.1	37.3	40.1	38.3	31.9	49.0	27.0	27.1	21.8	14.6	
<i>Item 21030 Subject A11c</i>	<i>N</i>	<i>2139</i>	<i>959</i>	<i>1116</i>	<i>1502</i>	<i>232</i>	<i>410</i>	<i>579</i>	<i>778</i>	<i>372</i>	<i>1688</i>	<i>408</i>	<i>1034</i>	<i>503</i>	<i>264</i>	<i>288</i>	<i>35</i>
<b>E05E:</b> I personally don't mind being around people who are smoking																	
1. Disagree	32.0	28.9	34.2	27.5	48.7	30.8	28.0	32.6	38.3	33.1	27.7	45.2	24.8	18.3	11.4	22.5	
2. Mostly disagree	14.8	15.3	14.3	15.1	14.0	13.5	14.3	16.3	13.6	15.6	12.3	18.5	12.7	13.9	7.4	3.6	
3. Neither	14.2	16.9	11.9	14.0	8.5	13.9	15.4	12.2	16.8	14.3	13.7	12.0	14.2	17.7	18.1	24.2	
4. Mostly agree	18.5	17.1	19.6	21.1	14.8	20.1	21.1	17.1	15.6	19.3	15.8	15.7	23.4	19.0	20.7	9.0	
5. Agree	20.5	21.7	20.1	22.3	14.0	21.7	21.3	21.7	15.8	17.7	30.6	8.7	24.8	31.1	42.4	40.5	
<i>Item 21040 Subject A11c</i>	<i>N</i>	<i>2140</i>	<i>959</i>	<i>1117</i>	<i>1503</i>	<i>232</i>	<i>411</i>	<i>581</i>	<i>777</i>	<i>371</i>	<i>1686</i>	<i>408</i>	<i>1034</i>	<i>502</i>	<i>265</i>	<i>287</i>	<i>35</i>
<b>E05F:</b> Smoking is a dirty habit																	
1. Disagree	9.7	11.3	7.6	8.5	9.6	8.8	9.0	10.8	9.7	7.9	17.3	6.6	11.5	11.4	13.2	33.4	
2. Mostly disagree	5.0	5.1	4.9	5.3	2.9	4.9	5.8	4.4	5.2	5.2	4.8	2.9	6.4	7.2	8.0	10.3	
3. Neither	17.8	20.0	15.1	18.9	13.2	15.6	19.1	19.4	14.8	16.5	24.1	13.5	21.2	21.2	22.6	22.9	
4. Mostly agree	17.4	16.8	18.3	18.4	13.6	19.8	17.5	16.4	16.5	18.3	12.9	14.0	19.3	20.7	24.2	14.1	
5. Agree	50.1	46.8	54.1	48.9	60.6	50.9	48.6	49.0	53.9	52.2	40.9	63.1	41.5	39.5	32.0	19.2	
<i>Item 21050 Subject A11c</i>	<i>N</i>	<i>2138</i>	<i>956</i>	<i>1116</i>	<i>1501</i>	<i>232</i>	<i>409</i>	<i>580</i>	<i>777</i>	<i>372</i>	<i>1684</i>	<i>407</i>	<i>1032</i>	<i>502</i>	<i>265</i>	<i>288</i>	<i>35</i>
<b>E05G:</b> I strongly dislike being near people who are smoking																	
1. Disagree	23.6	24.8	22.6	24.6	15.4	24.3	24.9	25.4	17.1	20.8	35.4	12.9	27.9	30.0	46.2	50.5	
2. Mostly disagree	14.1	13.8	14.4	15.9	12.1	12.0	17.7	13.6	11.9	14.1	14.1	10.2	20.1	16.2	15.6	15.4	
3. Neither	19.9	22.7	17.2	20.8	14.7	20.9	20.4	18.8	20.6	20.1	19.3	17.9	20.2	22.7	22.9	23.6	
4. Mostly agree	12.6	12.5	13.1	13.5	10.6	14.2	11.5	12.1	13.8	13.6	9.1	17.4	8.5	11.4	5.3	4.9	
5. Agree	29.7	26.2	32.6	25.1	47.1	28.6	25.5	30.0	36.6	31.4	22.1	41.6	23.3	19.6	9.9	5.5	
<i>Item 21055 Subject A11c</i>	<i>N</i>	<i>2138</i>	<i>956</i>	<i>1117</i>	<i>1502</i>	<i>232</i>	<i>411</i>	<i>580</i>	<i>776</i>	<i>371</i>	<i>1684</i>	<i>407</i>	<i>1035</i>	<i>501</i>	<i>265</i>	<i>287</i>	<i>35</i>
Lately there has been some attention paid to certain drugs, including "crack" (cocaine in chunks or rocks).																	
<b>E06:</b> On how many occasions (if any) have you used "crack" cocaine?																	
<b>E06A:</b> . . . in your lifetime?																	
1. 0 occasions	96.8	96.2	97.4	96.9	99.3	96.1	97.8	97.3	94.8	97.5	93.6	100.0	100.0	96.5	86.8	44.9	
2. 1-2 occasions	1.6	1.6	1.6	1.7	0.5	2.1	1.1	1.2	2.6	1.3	2.7	-	-	3.1	6.5	19.1	
3. 3-5 occasions	0.2	-	0.2	0.1	-	0.5	-	-	0.4	-	0.8	-	-	-	1.2	-	
4. 6-9 occasions	0.6	0.8	0.5	0.7	0.2	0.6	0.8	0.5	0.7	0.5	1.1	-	-	0.2	2.9	12.4	
5. 10-19 occasions	0.3	0.3	0.2	0.3	-	0.1	0.1	0.4	0.4	0.2	0.8	-	-	-	0.8	9.9	
6. 20-39 occasions	0.3	0.7	-	0.1	-	0.3	-	0.2	1.2	0.3	0.6	-	-	-	1.7	7.2	
7. 40 or more	0.3	0.5	*	0.3	-	0.3	0.2	0.4	-	0.2	0.3	-	-	0.1	0.1	6.5	
<i>Item 22260 Subject A01a</i>	<i>N</i>	<i>2119</i>	<i>944</i>	<i>1109</i>	<i>1488</i>	<i>230</i>	<i>409</i>	<i>579</i>	<i>766</i>	<i>365</i>	<i>1675</i>	<i>399</i>	<i>1027</i>	<i>494</i>	<i>264</i>	<i>284</i>	<i>36</i>

\* = less than .05 percent.



QUESTIONNAIRE FORM 5 1996	TOTAL	SEX		RACE		REGION				COLLEGE PLANS?		ILLICIT DRUG USE: LIFETIME					
		M	F	White	Black	NE	NC	S	W	Yes	No	None	Mari- juana Only	Few Pills	More Pills	Any Her- oin	
<i>N (Weighted No. of Cases):</i>	2502	1127	1251	1689	304	524	654	903	421	1884	478	1179	582	300	347	44	
<i>% of Weighted Total:</i>	100.0	45.1	50.0	67.5	12.2	20.9	26.1	36.1	16.8	75.3	19.1	47.1	23.3	12.0	13.9	1.7	
<b>E06B:</b> . . . during the last 12 months?																	
1. 0 occasions	98.0	97.7	98.5	98.1	99.8	97.1	99.0	98.0	97.5	98.6	95.5	100.0	100.0	98.5	91.0	69.6	
2. 1-2 occasions	0.8	0.5	1.0	0.8	-	1.1	0.4	0.9	0.9	0.6	1.7	-	-	1.2	4.2	6.2	
3. 3-5 occasions	0.6	0.9	0.2	0.4	-	1.3	0.1	0.5	0.7	0.3	1.9	-	-	-	2.7	13.2	
4. 6-9 occasions	0.2	0.2	0.2	0.2	0.2	-	0.3	0.1	0.7	0.2	0.3	-	-	0.2	1.0	4.0	
5. 10-19 occasions	0.1	-	0.1	0.1	-	-	-	0.2	-	0.1	-	-	-	-	0.4	-	
6. 20-39 occasions	0.1	0.1	-	0.1	-	0.2	-	-	0.1	-	0.3	-	-	-	0.4	-	
7. 40 or more	0.3	0.5	*	0.3	-	0.3	0.2	0.4	-	0.2	0.3	-	-	0.1	0.1	7.0	
<i>Item 22270 Subject A01b</i>	<i>N</i>	<i>2118</i>	<i>941</i>	<i>1111</i>	<i>1490</i>	<i>230</i>	<i>409</i>	<i>579</i>	<i>768</i>	<i>362</i>	<i>1672</i>	<i>401</i>	<i>1029</i>	<i>494</i>	<i>264</i>	<i>284</i>	<i>33</i>
<b>E06C:</b> . . . during the last 30 days?																	
1. 0 occasions	99.3	99.0	99.5	99.2	99.8	98.3	99.8	99.4	99.3	99.5	98.3	100.0	100.0	99.7	97.4	84.0	
2. 1-2 occasions	0.4	0.3	0.4	0.4	-	1.3	-	0.1	0.7	0.1	1.3	-	-	-	2.1	7.9	
3. 3-5 occasions	*	*	*	0.1	-	0.1	-	0.1	-	0.1	-	-	-	-	0.2	1.1	
4. 6-9 occasions	*	0.1	-	-	0.2	-	0.1	-	-	*	-	-	-	0.2	-	-	
5. 10-19 occasions	-	-	-	-	-	-	-	-	-	-	-	-	-	-	-	-	
6. 20-39 occasions	0.1	0.3	-	0.2	-	0.2	0.2	0.1	-	0.1	0.2	-	-	-	0.3	5.8	
7. 40 or more	0.1	0.3	*	0.2	-	0.2	-	0.3	-	0.1	0.2	-	-	0.1	-	1.2	
<i>Item 22280 Subject A01c</i>	<i>N</i>	<i>2119</i>	<i>942</i>	<i>1111</i>	<i>1490</i>	<i>230</i>	<i>410</i>	<i>579</i>	<i>768</i>	<i>362</i>	<i>1673</i>	<i>401</i>	<i>1029</i>	<i>494</i>	<i>264</i>	<i>284</i>	<i>33</i>
<b>E07:</b> The next questions ask how you feel about the amount of supervision that you received from your parents (or guardians) during your high school years. For each of the following areas, do you feel that you received about the right amount of supervision, too little, or too much?																	
<b>E07A:</b> What kinds of parties, dances or other events you could go to																	
1. Far too little supervision	14.6	18.1	11.1	11.5	25.1	14.1	11.9	17.4	13.1	11.8	26.5	9.8	17.9	13.1	22.2	48.5	
2. Too little	8.2	9.5	6.9	7.3	8.0	7.8	8.3	8.6	7.5	8.5	6.8	7.0	10.1	6.9	10.3	10.9	
3. About right	60.7	56.5	64.7	65.5	48.4	61.1	61.3	60.0	60.8	64.0	47.8	65.5	56.5	62.6	54.1	22.4	
4. Too much supervision	11.3	10.5	12.4	11.2	13.5	12.0	13.6	8.7	12.2	11.1	11.1	12.1	11.2	13.1	7.1	10.8	
5. Far too much	5.3	5.4	5.0	4.6	5.0	5.0	4.9	5.3	6.4	4.6	7.8	5.6	4.4	4.3	6.2	7.4	
<i>Item 21800 Subject M03</i>	<i>N</i>	<i>2116</i>	<i>944</i>	<i>1103</i>	<i>1476</i>	<i>235</i>	<i>396</i>	<i>577</i>	<i>769</i>	<i>374</i>	<i>1672</i>	<i>400</i>	<i>1026</i>	<i>495</i>	<i>265</i>	<i>276</i>	<i>38</i>
<b>E07B:</b> How late you stayed out on dates																	
1. Far too little supervision	8.4	11.6	5.2	6.8	15.6	9.2	6.2	10.9	5.8	6.2	17.9	4.9	11.2	8.3	11.6	41.6	
2. Too little	6.9	7.9	6.2	5.4	9.0	5.0	6.5	7.8	7.8	6.6	8.6	4.8	9.2	8.8	9.1	6.8	
3. About right	56.2	56.2	57.2	58.4	52.9	58.1	55.4	56.3	55.3	58.6	46.3	62.4	50.5	55.6	49.3	20.8	
4. Too much supervision	18.2	15.5	20.1	19.5	13.4	17.7	20.4	16.2	19.5	19.2	13.3	18.5	18.8	16.0	18.1	20.1	
5. Far too much	10.2	8.8	11.3	10.0	9.2	9.9	11.5	8.7	11.5	9.4	13.9	9.4	10.3	11.3	11.8	10.8	
<i>Item 21810 Subject M03</i>	<i>N</i>	<i>2110</i>	<i>941</i>	<i>1101</i>	<i>1476</i>	<i>237</i>	<i>394</i>	<i>574</i>	<i>769</i>	<i>373</i>	<i>1668</i>	<i>397</i>	<i>1024</i>	<i>491</i>	<i>263</i>	<i>276</i>	<i>38</i>
<b>E07C:</b> The way you dressed																	
1. Far too little supervision	9.5	13.2	5.6	6.7	18.4	9.0	8.4	11.7	7.0	6.7	19.8	6.4	11.6	11.7	10.4	39.6	
2. Too little	4.6	4.6	4.6	3.8	6.7	4.1	4.4	5.7	3.4	4.4	5.7	3.1	5.9	7.3	6.2	2.3	
3. About right	74.5	71.3	78.4	78.7	61.5	73.9	75.2	72.3	78.5	77.5	62.5	78.0	72.2	74.1	71.6	34.2	
4. Too much supervision	7.2	6.1	8.2	7.0	7.9	7.7	6.7	7.0	7.9	7.6	5.8	8.0	7.0	6.0	4.7	13.4	
5. Far too much	4.2	4.8	3.2	3.8	5.5	5.3	5.3	3.3	3.2	3.8	6.2	4.5	3.3	0.9	7.1	10.6	
<i>Item 21820 Subject M03</i>	<i>N</i>	<i>2112</i>	<i>940</i>	<i>1103</i>	<i>1477</i>	<i>235</i>	<i>394</i>	<i>575</i>	<i>767</i>	<i>376</i>	<i>1669</i>	<i>397</i>	<i>1027</i>	<i>490</i>	<i>263</i>	<i>277</i>	<i>38</i>
<b>E07D:</b> What you did with your money																	
1. Far too little supervision	7.0	8.8	4.8	4.8	12.8	6.9	4.1	10.6	4.5	4.5	17.2	5.1	6.2	6.9	10.6	41.8	
2. Too little	9.7	11.5	8.5	9.2	9.5	9.2	10.5	9.8	8.9	9.9	8.8	8.7	8.9	14.3	11.3	3.3	
3. About right	62.4	58.6	66.0	65.5	52.0	62.5	63.4	60.2	65.2	65.0	52.4	65.4	63.7	57.9	56.9	32.4	
4. Too much supervision	14.8	15.1	14.8	15.0	16.4	14.2	16.3	13.4	16.3	15.5	11.3	15.4	15.4	14.4	13.0	11.9	
5. Far too much	6.0	6.1	6.0	5.6	9.3	7.2	5.8	6.1	5.1	5.0	10.2	5.4	5.8	6.4	8.1	10.6	
<i>Item 21830 Subject M03</i>	<i>N</i>	<i>2099</i>	<i>935</i>	<i>1098</i>	<i>1475</i>	<i>232</i>	<i>394</i>	<i>575</i>	<i>756</i>	<i>374</i>	<i>1663</i>	<i>395</i>	<i>1021</i>	<i>483</i>	<i>263</i>	<i>278</i>	<i>38</i>
<b>E07E:</b> How often you went out in the evening																	
1. Far too little supervision	8.2	11.4	4.7	6.2	14.7	7.2	6.0	11.6	5.6	6.0	17.3	5.5	9.3	8.0	10.9	42.9	
2. Too little	6.4	7.6	5.3	5.7	7.0	5.4	6.2	6.6	7.2	6.0	7.9	5.3	5.5	7.7	9.9	11.5	
3. About right	57.9	57.8	58.9	60.1	53.8	57.0	58.6	58.3	56.9	60.0	49.2	61.1	57.7	59.1	49.4	29.0	
4. Too much supervision	19.2	16.1	21.7	19.8	15.7	19.3	20.4	16.9	21.9	20.3	14.5	20.1	18.4	19.1	18.9	6.0	
5. Far too much	8.4	7.1	9.4	8.2	8.8	11.1	8.9	6.6	8.4	7.8	11.0	7.9	9.1	6.0	10.9	10.6	
<i>Item 21840 Subject M03</i>	<i>N</i>	<i>2095</i>	<i>930</i>	<i>1097</i>	<i>1472</i>	<i>229</i>	<i>392</i>	<i>574</i>	<i>756</i>	<i>372</i>	<i>1662</i>	<i>389</i>	<i>1020</i>	<i>481</i>	<i>263</i>	<i>275</i>	<i>38</i>



QUESTIONNAIRE FORM 5 1996	TOTAL	SEX		RACE		REGION				COLLEGE PLANS?		ILLICIT DRUG USE: LIFETIME				
		M	F	White	Black	NE	NC	S	W	Yes	No	None	Mari- juana Only	Few Pills	More Pills	Any Her- oin
<i>N (Weighted No. of Cases):</i>	2502	1127	1251	1689	304	524	654	903	421	1884	478	1179	582	300	347	44
<i>% of Weighted Total:</i>	100.0	45.1	50.0	67.5	12.2	20.9	26.1	36.1	16.8	75.3	19.1	47.1	23.3	12.0	13.9	1.7
<b>E07F:</b> How much time you spent on homework																
1. Far too little supervision	10.4	12.5	7.5	8.3	14.4	8.9	7.0	14.5	9.2	7.4	23.2	8.2	9.2	12.8	15.5	33.0
2. Too little	17.4	20.2	15.0	17.1	20.8	16.4	16.2	18.3	18.4	16.8	19.7	15.4	17.7	21.6	21.3	7.3
3. About right	53.8	48.0	60.0	56.8	43.8	52.6	56.4	52.4	53.7	58.1	37.1	59.2	54.1	46.8	42.4	34.8
4. Too much supervision	11.5	12.0	11.2	12.3	8.9	14.4	13.6	7.7	13.1	11.5	11.1	11.6	10.9	11.1	12.6	13.0
5. Far too much	6.9	7.4	6.3	5.4	12.1	7.7	6.7	7.2	5.6	6.3	8.9	5.6	8.0	7.7	8.2	11.9
<i>Item 21850 Subject M03</i>	<i>N</i>	<i>2093</i>	<i>929</i>	<i>1096</i>	<i>1467</i>	<i>389</i>	<i>573</i>	<i>759</i>	<i>373</i>	<i>1657</i>	<i>391</i>	<i>1015</i>	<i>484</i>	<i>263</i>	<i>276</i>	<i>38</i>
<b>E07G:</b> What courses you took in school																
1. Far too little supervision	9.1	11.9	6.1	6.4	15.9	9.5	5.4	12.8	6.9	6.7	18.7	6.7	9.1	12.7	10.2	35.4
2. Too little	9.2	8.6	9.4	8.0	13.0	8.3	9.7	9.0	9.6	9.0	10.9	8.4	12.1	5.1	10.1	11.9
3. About right	67.7	64.5	71.4	72.1	51.8	67.5	70.2	64.8	69.8	70.5	56.5	72.1	62.3	67.8	65.3	38.2
4. Too much supervision	9.1	8.5	9.5	9.5	10.5	10.1	10.7	7.4	9.2	9.3	7.4	9.0	10.8	8.5	8.6	1.8
5. Far too much	4.9	6.5	3.6	4.0	8.8	4.5	4.0	5.9	4.6	4.5	6.5	3.8	5.7	5.8	5.9	12.7
<i>Item 21860 Subject M03</i>	<i>N</i>	<i>2087</i>	<i>927</i>	<i>1093</i>	<i>1470</i>	<i>387</i>	<i>577</i>	<i>752</i>	<i>371</i>	<i>1652</i>	<i>391</i>	<i>1021</i>	<i>480</i>	<i>259</i>	<i>274</i>	<i>35</i>
<b>E07H:</b> The hours you could work during the school year																
1. Far too little supervision	9.0	11.8	6.2	6.2	15.3	9.6	6.6	12.0	6.0	6.3	20.1	6.4	9.1	12.2	11.7	33.0
2. Too little	8.7	9.2	8.1	8.1	9.4	7.9	9.8	8.0	9.0	8.7	8.9	7.3	8.6	8.8	13.8	11.1
3. About right	68.2	64.2	72.7	72.0	55.6	68.2	68.6	67.2	69.8	71.2	57.3	73.8	67.1	61.4	60.2	40.1
4. Too much supervision	8.5	8.9	8.2	8.9	8.8	9.5	8.5	7.4	9.5	9.1	4.5	7.3	9.2	12.6	8.8	3.5
5. Far too much	5.6	6.0	4.8	4.9	10.9	4.8	6.5	5.3	5.8	4.7	9.1	5.3	6.1	5.0	5.5	12.3
<i>Item 21870 Subject M03</i>	<i>N</i>	<i>2065</i>	<i>921</i>	<i>1078</i>	<i>1453</i>	<i>384</i>	<i>569</i>	<i>748</i>	<i>364</i>	<i>1636</i>	<i>385</i>	<i>1006</i>	<i>479</i>	<i>258</i>	<i>267</i>	<i>38</i>
<b>E07I:</b> How much TV you watched																
1. Far too little supervision	12.5	14.5	10.5	9.0	21.9	12.2	11.3	16.1	7.3	9.3	25.6	9.3	13.3	14.4	17.8	35.9
2. Too little	12.5	12.0	12.9	11.5	16.8	11.7	12.5	12.9	12.5	12.4	10.9	12.1	11.5	14.8	15.3	1.7
3. About right	64.6	61.0	68.1	70.0	50.7	63.8	64.9	61.8	70.4	68.3	51.7	68.1	62.0	61.5	59.5	54.0
4. Too much supervision	6.6	7.2	6.2	6.1	4.8	7.1	8.1	5.7	5.9	7.0	5.0	6.8	9.4	4.8	4.0	1.0
5. Far too much	3.8	5.2	2.4	3.3	5.7	5.3	3.3	3.4	4.0	3.0	6.8	3.6	3.8	4.5	3.4	7.4
<i>Item 21880 Subject M03</i>	<i>N</i>	<i>2090</i>	<i>936</i>	<i>1087</i>	<i>1467</i>	<i>389</i>	<i>572</i>	<i>760</i>	<i>369</i>	<i>1653</i>	<i>393</i>	<i>1018</i>	<i>485</i>	<i>263</i>	<i>269</i>	<i>38</i>
<b>E07J:</b> What kinds of TV programs you watched																
1. Far too little supervision	15.2	19.4	11.7	11.7	23.2	14.7	14.2	18.6	10.5	12.0	28.0	10.9	17.0	18.8	21.5	39.3
2. Too little	8.5	7.2	9.3	7.8	8.3	8.7	8.8	8.9	7.3	8.9	5.9	9.0	8.2	9.4	6.8	5.1
3. About right	66.3	63.7	69.2	71.0	53.6	67.7	67.3	62.7	70.8	69.7	53.2	69.0	65.6	63.7	62.7	45.9
4. Too much supervision	6.3	5.2	7.0	6.0	10.5	6.3	6.5	6.0	6.6	6.4	6.3	7.3	6.3	4.5	5.2	2.2
5. Far too much	3.6	4.5	2.8	3.6	4.4	2.6	3.2	3.8	4.8	2.9	6.5	3.8	2.9	3.6	3.9	7.4
<i>Item 21890 Subject M03</i>	<i>N</i>	<i>2077</i>	<i>928</i>	<i>1084</i>	<i>1460</i>	<i>384</i>	<i>571</i>	<i>754</i>	<i>368</i>	<i>1647</i>	<i>386</i>	<i>1013</i>	<i>480</i>	<i>263</i>	<i>266</i>	<i>38</i>
<b>E08:</b> Over the LAST 12 MONTHS, about how often have you gone to parties?																
1. Not at all—GO TO Q.E10	16.6	14.3	18.6	13.9	26.4	10.3	17.7	19.5	15.9	15.5	20.2	24.4	10.0	7.9	8.3	13.7
2. Once a month or less	33.5	27.6	38.9	33.9	37.0	31.9	35.3	32.7	34.3	36.2	22.9	42.0	27.8	27.6	22.2	10.5
3. 2 or 3 times a month	23.7	25.8	21.6	24.8	14.8	27.3	21.0	22.3	26.6	23.5	25.5	21.9	25.3	28.6	23.9	19.4
4. About once a week	14.7	17.0	13.0	16.6	8.2	14.7	17.5	14.3	11.2	14.3	16.2	8.4	22.0	19.4	21.0	5.2
5. 2 or 3 times a week	8.1	10.4	6.0	7.7	10.4	11.3	7.2	7.1	8.0	8.0	7.9	2.4	12.3	12.6	16.5	14.6
6. Over 3 times a week	3.4	4.9	2.0	3.1	3.1	4.6	1.3	4.2	3.9	2.5	7.2	0.9	2.7	3.9	8.0	36.6
<i>Item 21900 Subject C07</i>	<i>N</i>	<i>2048</i>	<i>910</i>	<i>1078</i>	<i>1452</i>	<i>385</i>	<i>570</i>	<i>726</i>	<i>367</i>	<i>1629</i>	<i>375</i>	<i>997</i>	<i>476</i>	<i>259</i>	<i>267</i>	<i>33</i>
<b>E09:</b> Now think about the parties you went to in the last 12 months. How often . . .																
<b>E09A:</b> Were people over age 30 present at least some of the time?																
1. Never	43.1	43.7	43.1	44.0	41.7	44.9	45.8	40.8	41.6	41.1	50.2	44.1	45.7	41.4	40.2	19.7
2. Seldom	29.5	30.0	28.5	31.3	19.7	30.4	28.1	29.7	30.0	30.6	26.6	25.3	31.9	31.3	36.5	25.1
3. Sometimes	16.8	16.8	16.4	15.5	20.7	15.4	15.6	16.7	20.6	17.6	13.7	17.1	13.5	19.6	17.9	31.7
4. Most times	5.0	3.8	6.2	4.5	7.7	5.7	4.0	5.8	4.3	5.3	4.1	7.2	3.7	3.6	2.2	4.1
5. Always	5.5	5.7	5.7	4.7	10.3	3.7	6.4	6.9	3.5	5.5	5.5	6.3	5.1	4.1	3.1	19.4
<i>Item 21910 Subject C07, M02</i>	<i>N†</i>	<i>1782</i>	<i>826</i>	<i>901</i>	<i>1277</i>	<i>360</i>	<i>477</i>	<i>630</i>	<i>314</i>	<i>1417</i>	<i>329</i>	<i>789</i>	<i>444</i>	<i>246</i>	<i>253</i>	<i>36</i>

†=excludes respondents for whom question was inappropriate.



QUESTIONNAIRE FORM 5 1996	TOTAL	SEX		RACE		REGION				COLLEGE PLANS?		ILLICIT DRUG USE: LIFETIME					
		M	F	White	Black	NE	NC	S	W	Yes	No	None	Mari- juana Only	Few Pills	More Pills	Any Her- oin	
<i>N (Weighted No. of Cases):</i>	2502	1127	1251	1689	304	524	654	903	421	1884	478	1179	582	300	347	44	
<i>% of Weighted Total:</i>	100.0	45.1	50.0	67.5	12.2	20.9	26.1	36.1	16.8	75.3	19.1	47.1	23.3	12.0	13.9	1.7	
<b>E09B:</b> Did someone get high on alcohol?																	
1. Never	15.1	15.1	14.9	13.9	15.4	12.2	15.4	16.2	15.5	14.4	19.0	26.9	4.3	9.8	3.8	3.9	
2. Seldom	6.3	4.9	7.3	5.0	10.1	6.5	4.5	6.7	7.8	7.1	3.6	10.4	3.6	3.4	2.0	1.3	
3. Sometimes	13.9	12.2	15.7	12.4	21.4	16.5	10.2	15.5	13.4	14.7	10.9	16.5	13.7	12.4	7.0	17.2	
4. Most times	21.4	21.2	21.8	23.1	17.9	22.0	23.6	18.3	23.3	22.1	17.2	19.7	22.9	24.5	21.0	14.2	
5. Always	43.4	46.5	40.3	45.7	35.2	42.8	46.2	43.3	40.0	41.7	49.2	26.4	55.5	49.9	66.1	63.4	
<i>Item 2 1920 Subject A02b, C07</i>	<i>N†</i>	1776	825	897	1272	182	358	475	630	313	1412	328	787	442	244	253	36
<b>E09C:</b> Did most people get high on alcohol?																	
1. Never	18.4	17.3	19.0	16.6	24.6	16.4	17.7	18.2	22.3	18.6	19.5	32.9	7.1	9.5	4.5	3.9	
2. Seldom	10.4	9.2	12.1	8.7	16.5	10.0	8.0	12.2	11.2	10.3	10.0	14.5	10.2	4.4	4.9	4.1	
3. Sometimes	15.2	16.6	13.8	14.4	16.7	12.9	15.3	16.8	14.4	16.9	7.9	15.3	15.5	20.2	8.4	22.6	
4. Most times	26.5	26.4	27.3	29.4	20.4	31.0	28.1	21.9	28.3	26.7	25.4	20.2	35.1	28.1	30.9	15.0	
5. Always	29.4	30.6	27.8	30.9	21.8	29.7	30.9	30.8	23.8	27.4	37.2	17.1	32.0	37.8	51.3	54.3	
<i>Item 2 1930 Subject A02b, C07</i>	<i>N†</i>	1776	824	897	1273	181	358	475	629	314	1412	328	785	443	244	253	36
<b>E09D:</b> Did you get high on alcohol?																	
1. Never	38.6	35.7	41.2	34.6	52.1	31.7	36.2	40.8	46.0	40.9	30.7	62.6	21.5	24.0	13.2	5.4	
2. Seldom	13.2	10.4	15.8	13.1	12.8	11.9	14.5	13.6	12.0	12.8	14.3	14.8	15.0	13.2	6.4	10.2	
3. Sometimes	19.1	19.1	19.5	21.0	15.3	19.2	20.5	18.1	18.9	20.7	13.1	11.8	24.5	27.1	22.3	28.9	
4. Most times	14.7	16.7	13.1	16.3	7.3	19.4	16.0	12.7	11.5	14.4	15.8	6.0	24.5	16.9	24.2	7.2	
5. Always	14.3	18.1	10.3	15.0	12.4	17.9	12.8	14.8	11.6	11.2	26.1	4.9	14.5	18.8	33.9	48.4	
<i>Item 2 1940 Subject A05c, C07</i>	<i>N†</i>	1776	825	896	1273	181	360	474	630	312	1413	327	787	443	243	253	36
<b>E09E:</b> Did you feel pressure to drink alcohol?																	
1. Never	64.3	60.0	68.0	61.9	73.2	65.1	60.7	66.8	64.0	63.7	67.3	66.5	62.3	62.9	63.6	53.6	
2. Seldom	17.7	19.2	17.3	20.0	8.5	16.2	20.5	16.7	17.5	18.9	12.8	18.5	18.3	16.2	16.1	16.2	
3. Sometimes	10.5	11.5	9.6	10.3	12.3	10.7	12.2	9.0	10.8	10.5	10.8	8.8	11.6	13.4	10.7	13.5	
4. Most times	4.0	4.1	3.7	4.3	4.2	5.1	3.7	3.0	5.4	4.0	4.3	2.9	4.8	6.2	4.9	-	
5. Always	3.4	5.3	1.4	3.5	1.8	3.0	2.9	4.5	2.3	3.0	4.8	3.2	3.0	1.3	4.6	16.7	
<i>Item 2 1950 Subject A02b, C07</i>	<i>N†</i>	1771	824	893	1268	181	357	473	629	312	1408	327	784	443	243	252	36
<b>E09F:</b> Did you feel pressure to drink enough to get high?																	
1. Never	72.5	67.8	76.7	71.5	77.1	72.6	70.7	72.4	75.6	72.9	72.4	77.0	69.5	72.7	67.5	49.8	
2. Seldom	14.8	17.3	13.1	16.6	8.6	13.1	18.7	14.0	12.8	15.2	13.0	13.1	16.1	16.3	17.2	14.3	
3. Sometimes	7.5	7.0	8.0	7.0	8.0	8.2	5.8	8.2	7.9	7.7	6.7	6.3	8.7	8.3	7.0	15.0	
4. Most times	2.3	3.4	1.2	2.1	4.8	2.7	2.9	2.0	1.9	2.0	3.7	2.1	3.5	1.6	2.3	-	
5. Always	2.8	4.5	1.0	2.8	1.5	3.4	1.9	3.5	1.8	2.3	4.2	1.4	2.2	1.3	6.0	20.9	
<i>Item 2 1960 Subject A02b, C07</i>	<i>N†</i>	1772	823	894	1268	182	358	473	629	313	1408	327	783	443	243	252	36
<b>E09G:</b> Did someone get high on marijuana?																	
1. Never	34.2	32.7	35.8	34.2	29.1	28.7	37.4	34.9	34.5	33.7	37.2	53.8	15.8	32.3	12.3	5.3	
2. Seldom	11.5	10.4	12.6	11.8	8.5	11.9	11.8	11.5	10.5	11.9	8.7	15.7	10.4	6.9	5.0	4.9	
3. Sometimes	17.1	17.0	17.5	17.9	15.0	16.4	18.1	18.7	13.0	19.0	10.3	14.1	25.7	16.1	13.0	10.8	
4. Most times	16.0	16.6	15.1	17.4	14.4	19.6	13.0	16.1	16.5	16.6	13.4	9.5	18.5	22.8	25.5	15.5	
5. Always	21.2	23.4	18.9	18.6	33.0	23.4	19.9	18.8	25.5	18.9	30.4	6.9	29.5	21.9	44.3	63.5	
<i>Item 2 1970 Subject A02b, C07</i>	<i>N†</i>	1767	821	893	1266	182	355	474	629	309	1404	327	782	442	244	250	36
<b>E09H:</b> Did most people get high on marijuana?																	
1. Never	41.9	41.1	42.7	42.5	31.6	33.9	45.2	44.2	41.3	42.6	40.7	65.6	23.8	35.6	12.0	5.3	
2. Seldom	18.2	19.1	17.6	20.3	12.4	17.5	22.1	17.6	14.5	19.2	14.2	14.4	26.3	20.2	15.1	9.0	
3. Sometimes	15.5	13.6	16.8	15.0	21.4	17.4	10.3	17.7	17.0	16.3	11.0	10.8	20.3	16.6	20.2	24.6	
4. Most times	10.4	10.0	10.9	10.3	12.6	14.3	7.5	9.0	12.7	10.4	9.9	5.2	10.4	14.9	21.5	10.6	
5. Always	14.0	16.2	11.9	11.9	22.0	16.9	14.7	11.5	14.4	11.6	24.2	4.0	19.3	12.6	31.1	50.5	
<i>Item 2 1980 Subject A02b, C07</i>	<i>N†</i>	1770	823	893	1266	182	357	475	628	311	1408	326	784	443	243	251	36
<b>E09I:</b> Did you get high on marijuana?																	
1. Never	68.6	63.5	74.0	69.2	64.0	64.9	69.4	70.2	68.4	71.2	57.4	100.0	44.3	55.4	33.2	23.9	
2. Seldom	10.9	10.7	10.5	10.1	8.9	10.5	12.4	10.1	10.7	10.7	12.2	-	25.0	15.9	16.4	4.3	
3. Sometimes	7.3	8.1	6.7	7.8	7.7	9.5	7.2	6.7	6.3	7.2	7.6	-	14.2	12.9	11.7	12.6	
4. Most times	5.8	7.1	4.5	6.2	7.6	6.9	5.4	4.9	6.8	5.2	7.9	-	10.2	8.5	13.5	6.0	
5. Always	7.4	10.6	4.4	6.7	11.8	8.2	5.6	8.0	7.9	5.7	14.9	-	6.3	7.3	25.1	53.3	
<i>Item 2 1990 Subject A05c, C07</i>	<i>N†</i>	1763	823	886	1261	180	354	476	622	311	1402	326	781	441	241	250	36

†=excludes respondents for whom question was inappropriate.



QUESTIONNAIRE FORM 5 1996	TOTAL	SEX		RACE		REGION				COLLEGE PLANS?		ILLICIT DRUG USE: LIFETIME					
		M	F	White	Black	NE	NC	S	W	Yes	No	None	Mari- juana Only	Few Pills	More Pills	Any Her- oin	
<i>N (Weighted No. of Cases):</i>	2502	1127	1251	1689	304	524	654	903	421	1884	478	1179	582	300	347	44	
<i>% of Weighted Total:</i>	100.0	45.1	50.0	67.5	12.2	20.9	26.1	36.1	16.8	75.3	19.1	47.1	23.3	12.0	13.9	1.7	
<b>E09J:</b> Did you feel pressure to use marijuana?																	
1. Never	83.5	80.0	86.9	83.8	82.6	84.1	83.7	84.6	80.1	83.8	82.1	93.2	72.6	82.0	76.9	61.9	
2. Seldom	8.7	9.9	7.6	9.0	5.4	7.5	7.9	8.4	12.1	9.2	6.7	3.6	15.7	11.3	9.6	11.6	
3. Sometimes	4.4	5.1	3.7	4.2	4.6	4.2	5.0	3.0	6.2	4.7	3.2	1.6	8.1	2.9	7.4	3.7	
4. Most times	1.6	2.1	1.3	1.6	3.6	2.0	2.1	1.4	1.0	0.8	4.7	0.9	2.1	2.2	2.4	4.4	
5. Always	1.8	2.8	0.6	1.4	3.8	2.2	1.2	2.6	0.6	1.4	3.3	0.7	1.5	1.5	3.6	18.4	
<i>Item 22000 Subject A02b, C07</i>	<i>N†</i>	1763	821	888	1261	180	352	477	623	311	1402	327	784	440	240	248	36
<b>E09K:</b> Did someone get high on other drugs?																	
1. Never	61.1	59.4	62.4	59.8	72.9	52.8	71.1	59.9	57.4	60.3	65.7	76.9	57.1	54.7	31.9	15.4	
2. Seldom	15.7	15.7	15.8	17.4	9.3	17.8	13.5	16.1	15.9	16.5	10.9	12.7	20.0	15.2	19.3	6.3	
3. Sometimes	13.9	14.6	13.4	14.7	10.4	16.1	10.0	15.5	14.2	15.0	8.5	6.2	14.8	22.3	25.9	29.0	
4. Most times	4.4	4.2	4.3	4.1	1.4	6.1	2.1	3.3	8.0	4.2	5.4	1.8	3.8	5.2	10.9	17.1	
5. Always	5.0	6.0	4.0	4.1	6.1	7.1	3.4	5.2	4.5	4.0	9.5	2.3	4.3	2.5	12.0	32.1	
<i>Item 22010 Subject A02b, C07</i>	<i>N†</i>	1749	810	884	1256	176	351	475	617	305	1390	325	777	437	240	246	36
<b>E09L:</b> Did most people get high on other drugs?																	
1. Never	68.0	67.8	68.0	67.8	73.8	61.0	74.3	68.8	64.3	69.0	63.4	83.6	66.6	59.4	37.2	16.7	
2. Seldom	16.6	15.8	17.4	17.7	11.9	20.4	13.1	16.5	17.6	17.2	13.9	9.2	20.6	19.9	29.3	17.5	
3. Sometimes	9.2	8.7	9.7	8.7	9.7	10.0	8.1	8.3	12.0	8.6	11.3	4.4	8.4	14.7	19.1	21.0	
4. Most times	3.0	2.7	3.1	2.7	1.5	3.4	3.0	2.2	3.9	2.9	3.6	1.4	2.1	4.6	6.5	12.8	
5. Always	3.3	4.9	1.9	3.1	3.2	5.2	1.5	4.1	2.2	2.3	7.8	1.4	2.3	1.4	7.9	32.0	
<i>Item 22020 Subject A02b, C07</i>	<i>N†</i>	1745	811	880	1251	176	350	472	620	303	1387	324	778	432	238	246	36
<b>E09M:</b> Did you get high on other drugs?																	
1. Never	91.8	89.0	95.0	91.7	94.1	91.5	92.9	92.3	89.6	92.8	87.2	100.0	100.0	89.9	63.6	22.3	
2. Seldom	3.1	3.5	2.1	3.4	1.1	3.1	3.0	2.3	4.7	3.0	3.7	-	-	4.6	15.8	9.9	
3. Sometimes	2.7	3.3	2.1	2.7	2.4	3.1	1.9	2.7	3.5	2.5	4.1	-	-	4.2	12.0	21.3	
4. Most times	0.9	1.6	0.1	0.9	-	0.6	1.2	0.6	1.3	0.6	2.0	-	-	0.8	3.3	15.6	
5. Always	1.5	2.6	0.6	1.4	2.4	1.7	1.0	2.1	1.0	1.2	2.9	-	-	0.5	5.3	30.9	
<i>Item 22030 Subject A05c, C07</i>	<i>N†</i>	1740	810	876	1250	176	350	469	619	302	1380	326	776	431	240	245	34
<b>E09N:</b> Did you feel pressure to use other drugs?																	
1. Never	91.2	88.7	93.8	91.9	89.2	91.4	91.0	92.7	88.1	92.6	85.5	95.0	92.0	91.2	81.0	69.0	
2. Seldom	3.8	4.3	3.3	4.0	3.0	4.4	4.2	2.3	5.5	3.5	5.2	2.0	3.0	4.2	10.2	3.5	
3. Sometimes	2.2	3.0	1.4	1.7	3.4	2.0	2.0	1.3	4.7	2.1	2.7	1.1	1.9	2.2	5.2	8.5	
4. Most times	1.2	1.2	1.1	1.0	0.8	0.9	1.4	1.7	0.2	0.8	2.9	0.8	1.8	1.9	0.8	1.0	
5. Always	1.6	2.8	0.4	1.3	3.5	1.3	1.4	2.0	1.5	1.1	3.7	1.0	1.2	0.5	2.8	18.0	
<i>Item 22040 Subject A02b, C07</i>	<i>N†</i>	1744	811	879	1252	174	350	470	619	305	1384	325	778	431	239	245	36
<b>E10:</b> Now think about how you would LIKE parties to be. At the parties you go to, how often . . .																	
<b>E10A:</b> Would you like people over age 30 to be present at least some of the time?																	
1. Never	52.5	50.3	54.3	52.1	60.7	59.0	52.9	51.1	47.8	51.7	54.7	49.6	61.0	51.9	50.4	41.7	
2. Seldom	24.2	24.6	23.5	24.8	19.6	21.0	23.8	26.1	24.1	25.9	18.4	26.0	18.9	23.4	27.3	18.7	
3. Sometimes	16.6	17.9	15.3	16.2	15.3	14.8	16.3	15.6	20.9	16.2	18.5	15.7	16.0	20.2	17.3	20.9	
4. Most times	3.6	3.0	4.2	3.8	0.6	1.8	5.2	3.2	3.4	3.3	4.5	4.9	1.9	3.4	1.5	5.4	
5. Always	3.2	4.0	2.7	3.1	3.9	3.4	1.8	4.0	3.7	3.0	4.0	3.8	2.2	1.0	3.4	13.3	
<i>Item 22050 Subject C08, M02</i>	<i>N</i>	2024	910	1050	1417	226	373	559	732	360	1602	379	997	465	249	259	37
<b>E10B:</b> Would you like to get high on alcohol?																	
1. Never	45.7	43.1	48.1	40.1	63.3	37.6	42.6	49.5	51.1	47.5	39.2	66.7	26.7	29.0	17.4	32.7	
2. Seldom	15.1	11.5	18.4	16.1	11.4	13.7	19.1	14.3	12.3	15.7	13.1	13.7	17.9	21.4	11.3	9.8	
3. Sometimes	17.0	16.3	17.8	19.1	11.7	20.4	15.1	15.9	18.8	16.9	18.2	11.8	25.1	17.8	21.3	13.9	
4. Most times	11.7	13.8	9.9	13.0	5.4	13.6	13.0	10.4	10.4	12.0	9.7	4.7	17.5	16.7	23.8	7.1	
5. Always	10.4	15.3	5.8	11.6	8.3	14.7	10.2	9.9	7.5	8.0	19.9	3.1	12.8	15.1	26.1	36.5	
<i>Item 22060 Subject A05c, C08</i>	<i>N</i>	2029	913	1052	1420	229	373	559	737	359	1605	381	999	468	251	258	37

†=excludes respondents for whom question was inappropriate.



QUESTIONNAIRE FORM 5 1996	TOTAL	SEX		RACE		REGION				COLLEGE PLANS?		ILLCIT DRUG USE: LIFETIME					
		M	F	White	Black	NE	NC	S	W	Yes	No	None	Mari- juana Only	Few Pills	More Pills	Any Her- oin	
<i>N (Weighted No. of Cases):</i>	2502	1127	1251	1689	304	524	654	903	421	1884	478	1179	582	300	347	44	
<i>% of Weighted Total:</i>	100.0	45.1	50.0	67.5	12.2	20.9	26.1	36.1	16.8	75.3	19.1	47.1	23.3	12.0	13.9	1.7	
<b>E10C:</b> Would you like other people to get high on alcohol?																	
1. Never	43.5	40.1	46.7	38.3	61.6	37.6	41.6	47.6	44.1	44.7	38.4	63.2	23.1	28.0	21.8	25.4	
2. Seldom	14.4	10.4	18.1	15.2	11.4	11.9	16.5	14.4	13.7	15.0	12.8	14.5	16.3	16.9	8.6	16.7	
3. Sometimes	20.6	20.8	20.8	22.2	14.0	25.7	18.6	19.0	21.7	20.4	22.0	14.9	29.7	23.5	23.7	15.3	
4. Most times	11.6	14.0	9.3	13.3	6.2	12.4	12.9	9.8	12.5	12.2	8.6	4.4	18.8	18.0	21.2	7.1	
5. Always	9.9	14.7	5.2	11.0	6.8	12.4	10.3	9.2	8.1	7.7	18.1	3.0	12.2	13.6	24.8	35.4	
<i>Item 22070 Subject A11d, C08</i>	<i>N</i>	<i>2013</i>	<i>905</i>	<i>1044</i>	<i>1412</i>	<i>226</i>	<i>369</i>	<i>557</i>	<i>728</i>	<i>358</i>	<i>1594</i>	<i>377</i>	<i>996</i>	<i>464</i>	<i>245</i>	<i>254</i>	<i>37</i>
<b>E10D:</b> Would you like to use marijuana?																	
1. Never	72.7	67.8	77.6	73.0	70.8	66.7	76.0	73.8	71.6	75.7	61.9	96.4	53.2	59.0	37.1	31.4	
2. Seldom	7.7	7.7	7.4	7.4	4.1	9.2	6.8	7.8	7.1	7.2	9.3	2.4	12.3	13.0	14.7	6.0	
3. Sometimes	6.5	6.9	6.2	6.7	6.0	10.3	4.9	5.6	7.1	6.2	7.8	0.6	14.3	8.4	11.7	11.5	
4. Most times	5.3	6.0	5.0	5.0	10.4	4.3	6.8	4.0	7.0	5.0	7.0	0.2	11.7	8.0	11.3	5.2	
5. Always	7.8	11.6	3.9	7.8	8.7	9.5	5.6	8.9	7.1	5.9	14.0	0.4	8.5	11.7	25.2	45.9	
<i>Item 22080 Subject A05c, C08</i>	<i>N</i>	<i>2019</i>	<i>912</i>	<i>1044</i>	<i>1415</i>	<i>228</i>	<i>371</i>	<i>557</i>	<i>734</i>	<i>357</i>	<i>1598</i>	<i>379</i>	<i>995</i>	<i>467</i>	<i>248</i>	<i>257</i>	<i>37</i>
<b>E10E:</b> Would you like other people to use marijuana?																	
1. Never	68.2	62.3	74.0	68.0	68.3	62.9	73.1	68.4	65.5	70.1	61.0	91.4	47.3	54.7	36.0	26.8	
2. Seldom	9.6	10.2	9.4	9.6	7.7	9.4	8.2	10.2	10.8	9.5	9.5	5.0	16.0	12.8	12.3	14.2	
3. Sometimes	9.1	10.2	7.7	9.5	7.0	12.8	6.6	9.1	9.4	9.1	9.4	2.1	17.5	13.7	16.0	11.5	
4. Most times	6.0	6.5	5.6	6.0	8.2	5.7	6.9	4.8	7.5	5.9	6.6	0.7	12.7	7.5	12.5	9.5	
5. Always	7.1	10.7	3.3	6.8	8.8	9.2	5.2	7.5	6.9	5.4	13.4	0.8	6.5	11.3	23.2	38.1	
<i>Item 22090 Subject A11d, C08</i>	<i>N</i>	<i>2011</i>	<i>905</i>	<i>1044</i>	<i>1412</i>	<i>228</i>	<i>370</i>	<i>554</i>	<i>730</i>	<i>357</i>	<i>1592</i>	<i>377</i>	<i>992</i>	<i>467</i>	<i>244</i>	<i>255</i>	<i>37</i>
<b>E10F:</b> Would you like to use other drugs?																	
1. Never	88.5	84.4	92.6	88.7	91.1	86.4	90.4	88.1	88.5	89.8	83.6	97.8	90.3	86.3	59.4	39.7	
2. Seldom	4.4	5.2	3.5	4.3	1.1	4.4	3.9	4.9	4.2	4.4	4.7	1.0	4.2	6.3	15.7	6.4	
3. Sometimes	3.4	4.7	2.3	3.4	3.1	4.3	2.4	2.6	6.0	3.2	4.2	0.5	2.9	3.2	12.4	27.6	
4. Most times	1.3	2.2	0.7	1.3	3.4	1.3	1.2	2.0	0.3	0.7	3.2	0.1	1.5	2.9	4.1	3.2	
5. Always	2.3	3.5	1.0	2.4	1.4	3.7	2.1	2.4	1.1	1.9	4.3	0.6	1.2	1.3	8.3	23.0	
<i>Item 22100 Subject A05c, C08</i>	<i>N</i>	<i>2019</i>	<i>912</i>	<i>1044</i>	<i>1414</i>	<i>229</i>	<i>373</i>	<i>556</i>	<i>733</i>	<i>358</i>	<i>1600</i>	<i>377</i>	<i>994</i>	<i>468</i>	<i>247</i>	<i>258</i>	<i>37</i>
<b>E10G:</b> Would you like other people to use other drugs?																	
1. Never	86.5	82.8	90.3	87.3	91.5	82.8	89.9	85.9	86.3	87.7	81.6	96.1	85.6	82.6	61.9	40.7	
2. Seldom	5.6	6.1	5.1	5.5	1.4	7.9	3.8	6.2	5.1	5.7	4.8	1.8	6.9	9.2	14.6	10.0	
3. Sometimes	4.0	5.4	2.6	3.4	4.1	5.2	1.9	3.9	6.3	3.5	6.0	1.3	3.3	5.3	12.0	23.1	
4. Most times	1.0	1.4	0.6	1.2	0.7	0.9	1.4	1.0	0.6	0.7	2.4	0.3	1.0	1.5	3.1	3.2	
5. Always	2.8	4.3	1.3	2.6	2.3	3.2	3.1	3.0	1.6	2.3	5.2	0.5	3.2	1.4	8.5	23.0	
<i>Item 22110 Subject A11d, C08</i>	<i>N</i>	<i>2003</i>	<i>904</i>	<i>1036</i>	<i>1408</i>	<i>225</i>	<i>367</i>	<i>553</i>	<i>725</i>	<i>358</i>	<i>1590</i>	<i>373</i>	<i>988</i>	<i>466</i>	<i>243</i>	<i>254</i>	<i>37</i>
<b>E11:</b> If you had ever used marijuana or hashish, do you think that you would have said so in this questionnaire?																	
1. No	7.4	7.9	6.3	5.1	15.5	7.3	5.8	9.1	6.4	5.7	13.1	9.0	5.2	4.7	6.3	13.0	
2. Not sure	7.1	7.5	6.7	6.8	6.4	7.4	6.2	8.7	4.7	7.5	5.8	9.5	4.3	5.0	4.1	7.1	
3. Yes	56.9	53.8	60.0	58.2	53.6	58.3	58.9	55.9	54.3	59.4	48.5	78.3	32.6	47.8	37.5	10.3	
4. I did say so	28.6	30.8	27.0	29.8	24.5	27.0	29.0	26.4	34.6	27.4	32.7	3.2	57.9	42.4	52.0	69.5	
<i>Item 20800 Subject A15a</i>	<i>N</i>	<i>2009</i>	<i>899</i>	<i>1048</i>	<i>1403</i>	<i>227</i>	<i>375</i>	<i>548</i>	<i>735</i>	<i>351</i>	<i>1592</i>	<i>374</i>	<i>979</i>	<i>470</i>	<i>249</i>	<i>258</i>	<i>38</i>
<b>E12:</b> If you had ever used amphetamines (without a doctor's orders), do you think that you would have said so in this questionnaire?																	
1. No	9.5	10.9	7.5	6.6	18.2	10.7	6.9	11.6	8.3	7.3	17.5	9.3	11.2	5.4	10.9	8.3	
2. Not sure	7.8	8.3	7.6	7.4	8.9	6.6	7.1	9.3	7.4	8.3	7.0	10.0	4.2	9.4	3.5	8.7	
3. Yes	72.6	71.1	74.5	75.3	67.0	75.6	74.7	68.5	74.4	75.5	61.4	77.8	76.3	69.4	55.9	36.7	
4. I did say so	10.1	9.8	10.4	10.8	5.9	7.2	11.3	10.6	9.9	8.9	14.1	2.9	8.3	15.8	29.7	46.3	
<i>Item 20810 Subject A15a</i>	<i>N</i>	<i>2008</i>	<i>897</i>	<i>1049</i>	<i>1401</i>	<i>226</i>	<i>372</i>	<i>551</i>	<i>734</i>	<i>352</i>	<i>1591</i>	<i>375</i>	<i>984</i>	<i>464</i>	<i>249</i>	<i>259</i>	<i>37</i>



DESCRIPTIVE RESULTS: 1996

211

QUESTIONNAIRE FORM 5 1996	TOTAL	SEX		RACE		REGION				COLLEGE PLANS?		ILLICIT DRUG USE: LIFETIME				
		M	F	White	Black	NE	NC	S	W	Yes	No	None	Mari- juana Only	Few Pills	More Pills	Any Her- oin
<i>N (Weighted No. of Cases):</i>	2502	1127	1251	1689	304	524	654	903	421	1884	478	1179	582	300	347	44
<i>% of Weighted Total:</i>	100.0	45.1	50.0	67.5	12.2	20.9	26.1	36.1	16.8	75.3	19.1	47.1	23.3	12.0	13.9	1.7
<b>E13:</b> If you had ever used heroin, do you think that you would have said so in this questionnaire?																
1. No	10.5	12.6	8.1	7.5	22.0	11.1	8.2	13.1	8.3	8.4	18.4	10.2	11.4	7.1	12.8	11.6
2. Not sure	9.6	10.5	9.0	9.8	8.3	7.7	9.6	10.5	9.5	9.9	8.9	11.0	4.8	12.2	9.2	8.7
3. Yes	72.7	69.6	75.8	75.2	64.0	76.2	73.9	68.2	76.6	75.4	62.6	75.9	75.5	70.2	66.6	28.8
4. I did say so	7.2	7.3	7.2	7.5	5.8	5.0	8.3	8.2	5.6	6.2	10.1	2.9	8.3	10.5	11.4	51.0
<i>Item 20820 Subject A15a</i>	<i>N</i> 2007	897	1048	1404	224	372	550	734	352	1591	375	982	463	250	260	38



QUESTIONNAIRE FORM 6 1996	TOTAL	SEX		RACE		REGION				COLLEGE PLANS?		ILLCIT DRUG USE: LIFETIME					
		M	F	White	Black	NE	NC	S	W	Yes	No	None	Mari- juana Only	Few Pills	More Pills	Any Her- oin	
<i>N (Weighted No. of Cases):</i>	2484	1128	1261	1702	267	523	652	895	415	1859	460	1153	559	287	378	53	
<i>% of Weighted Total:</i>	100.0	45.4	50.8	68.5	10.7	21.1	26.2	36.0	16.7	74.8	18.5	46.4	22.5	11.6	15.2	2.1	
<b>A01:</b> How satisfied are you with your life as a whole these days?																	
1. Completely dissatisfied	1.7	2.1	1.4	0.9	2.3	2.4	1.6	1.0	2.5	1.3	2.9	1.5	1.6	1.9	1.9	5.6	
2. Quite dissatisfied	4.7	3.9	5.4	4.9	3.6	6.0	5.9	3.0	5.0	4.3	5.8	4.4	4.6	4.9	5.8	6.3	
3. Somewhat dissatisfied	7.5	7.2	7.5	7.0	8.3	8.6	7.3	6.6	8.6	7.6	7.8	5.3	8.2	10.1	10.4	10.6	
4. Neither, or mixed feelings	9.2	10.2	8.3	8.6	13.0	10.1	9.8	8.9	7.8	8.2	11.9	7.2	9.0	6.4	16.6	13.8	
5. Somewhat satisfied	27.2	26.2	28.2	26.8	31.3	25.4	27.4	28.2	26.6	27.0	27.7	26.1	26.8	30.3	28.0	39.3	
6. Quite satisfied	39.5	39.1	40.2	42.1	28.8	37.4	40.1	40.6	38.4	41.8	34.6	43.7	40.2	36.7	31.4	23.4	
7. Completely satisfied	10.2	11.3	9.1	9.7	12.6	10.0	7.9	11.6	11.2	9.8	9.2	11.8	9.5	9.7	5.9	1.0	
<i>Item 6840 Subject P01, Q01</i>	<i>N</i>	<i>2408</i>	<i>1082</i>	<i>1239</i>	<i>1660</i>	<i>254</i>	<i>502</i>	<i>633</i>	<i>874</i>	<i>399</i>	<i>1816</i>	<i>442</i>	<i>1126</i>	<i>535</i>	<i>277</i>	<i>369</i>	<i>52</i>
<b>A02:</b> The next questions ask about the kinds of things you might do. How often do you do each of the following?																	
<b>A02A:</b> Watch TV																	
1. Never	0.4	0.7	0.2	0.3	0.5	0.8	0.1	0.6	-	0.4	0.7	0.1	0.3	0.2	1.7	1.5	
2. A few times a year	1.5	1.7	1.4	1.7	0.1	1.5	1.9	1.4	1.3	1.5	2.1	1.1	1.1	0.7	3.6	3.5	
3. Once or twice a month	3.7	2.9	4.4	3.8	0.9	4.1	3.7	2.6	5.4	3.7	3.1	3.3	2.8	6.2	4.2	3.3	
4. At least once a week	28.6	23.9	33.3	31.0	17.6	31.2	28.2	28.7	25.8	30.6	22.7	28.7	29.4	29.8	27.0	26.0	
5. Almost every day	65.8	70.8	60.7	63.3	80.8	62.5	66.0	66.7	67.5	63.8	71.5	66.9	66.4	63.1	63.5	65.8	
<i>Item 5820 Subject C07</i>	<i>N</i>	<i>2476</i>	<i>1125</i>	<i>1260</i>	<i>1700</i>	<i>267</i>	<i>523</i>	<i>650</i>	<i>891</i>	<i>412</i>	<i>1857</i>	<i>457</i>	<i>1151</i>	<i>559</i>	<i>287</i>	<i>375</i>	<i>53</i>
<b>A02B:</b> Go to movies																	
1. Never	2.9	4.2	1.6	2.6	2.1	4.1	3.0	2.3	2.6	1.8	6.7	3.5	1.1	3.1	3.1	3.5	
2. A few times a year	34.3	36.8	31.3	33.3	35.7	41.2	37.4	30.6	28.5	32.6	39.0	31.5	34.8	36.5	38.6	41.7	
3. Once or twice a month	55.4	50.6	60.5	57.4	55.0	50.0	52.1	58.3	61.2	58.2	47.7	58.4	57.1	50.7	50.2	44.7	
4. At least once a week	7.0	8.1	6.2	6.3	6.0	4.2	6.6	8.6	7.7	7.0	6.2	6.3	6.9	9.7	6.5	10.0	
5. Almost every day	0.4	0.3	0.5	0.3	1.1	0.4	0.8	0.3	-	0.4	0.4	0.3	0.1	-	1.6	-	
<i>Item 5830 Subject C07</i>	<i>N</i>	<i>2470</i>	<i>1122</i>	<i>1259</i>	<i>1699</i>	<i>266</i>	<i>523</i>	<i>648</i>	<i>891</i>	<i>409</i>	<i>1855</i>	<i>454</i>	<i>1150</i>	<i>559</i>	<i>287</i>	<i>373</i>	<i>52</i>
<b>A02C:</b> Go to rock concerts																	
1. Never	48.5	46.7	49.2	39.1	82.5	49.1	46.4	48.5	51.1	45.2	59.4	61.1	43.3	43.3	22.9	16.9	
2. A few times a year	45.6	44.9	47.1	54.3	16.1	44.1	47.9	45.5	44.2	48.9	35.1	37.0	49.8	46.5	65.5	63.9	
3. Once or twice a month	4.8	6.8	3.0	5.4	1.2	4.9	4.7	5.3	3.5	4.7	4.8	1.3	5.8	8.3	10.0	12.3	
4. At least once a week	1.1	1.4	0.7	1.0	-	1.7	0.9	0.7	1.2	1.2	0.6	0.6	0.9	1.9	1.5	6.9	
5. Almost every day	0.1	0.1	*	0.1	0.2	0.2	0.1	*	-	-	0.2	0.1	0.1	-	0.1	-	
<i>Item 5845 Subject C07</i>	<i>N</i>	<i>2466</i>	<i>1120</i>	<i>1257</i>	<i>1696</i>	<i>265</i>	<i>521</i>	<i>644</i>	<i>890</i>	<i>411</i>	<i>1856</i>	<i>450</i>	<i>1144</i>	<i>559</i>	<i>287</i>	<i>375</i>	<i>51</i>
<b>A02D:</b> Ride around in a car (or motorcycle) just for fun																	
1. Never	10.2	9.9	10.2	9.6	8.8	10.5	7.0	12.0	10.8	11.1	5.7	13.3	5.5	12.1	6.2	10.1	
2. A few times a year	12.0	12.3	11.7	11.2	10.3	12.4	10.4	11.5	15.2	13.0	8.8	14.7	9.9	12.4	7.3	11.9	
3. Once or twice a month	16.1	13.6	18.8	17.6	9.5	17.0	18.1	13.4	17.6	17.5	12.5	18.3	16.0	14.1	12.1	14.5	
4. At least once a week	29.7	27.9	31.6	30.7	30.3	28.3	34.5	28.0	27.5	30.5	27.5	28.4	29.7	32.4	32.2	33.8	
5. Almost every day	32.0	36.2	27.8	30.9	41.1	31.8	29.9	35.1	28.9	27.9	45.5	25.3	38.9	28.9	42.2	29.7	
<i>Item 5850 Subject C07</i>	<i>N</i>	<i>2472</i>	<i>1125</i>	<i>1256</i>	<i>1698</i>	<i>266</i>	<i>522</i>	<i>649</i>	<i>890</i>	<i>411</i>	<i>1855</i>	<i>457</i>	<i>1149</i>	<i>558</i>	<i>287</i>	<i>375</i>	<i>53</i>
<b>A02E:</b> Participate in community affairs or volunteer work																	
1. Never	25.7	31.0	20.4	24.1	29.6	24.0	28.8	25.4	23.9	20.8	40.7	19.6	28.4	31.4	29.8	56.1	
2. A few times a year	45.0	47.4	43.2	45.8	41.0	42.7	43.5	45.4	49.2	46.8	39.0	44.6	50.4	42.4	45.7	27.0	
3. Once or twice a month	18.3	13.2	23.4	19.6	18.1	17.4	19.6	18.3	17.4	20.5	11.9	22.7	12.5	19.6	14.6	12.4	
4. At least once a week	8.1	5.7	10.3	7.8	8.5	11.2	6.4	8.4	6.1	9.2	4.5	9.7	7.2	4.7	6.7	4.5	
5. Almost every day	2.8	2.7	2.7	2.7	2.8	4.7	1.6	2.4	3.3	2.7	4.0	3.6	1.4	1.9	3.3	-	
<i>Item 5860 Subject C07, O02</i>	<i>N</i>	<i>2473</i>	<i>1125</i>	<i>1257</i>	<i>1698</i>	<i>267</i>	<i>520</i>	<i>650</i>	<i>891</i>	<i>412</i>	<i>1857</i>	<i>457</i>	<i>1151</i>	<i>559</i>	<i>285</i>	<i>375</i>	<i>53</i>
<b>A02F:</b> Actively participate in sports, athletics or exercising																	
1. Never	8.2	7.2	8.8	7.0	12.6	7.9	9.0	8.8	6.1	6.9	13.0	8.7	4.9	10.0	7.9	18.2	
2. A few times a year	11.1	7.8	14.4	10.7	14.3	10.5	10.8	12.0	10.0	10.1	15.6	11.1	10.2	14.3	9.3	17.5	
3. Once or twice a month	12.9	9.7	15.8	13.7	9.3	11.5	14.0	13.1	12.6	11.7	17.6	12.0	12.6	12.4	15.8	19.1	
4. At least once a week	24.3	23.9	25.3	24.8	21.8	25.8	20.9	26.0	24.1	24.3	25.4	20.9	26.9	28.9	28.8	21.1	
5. Almost every day	43.5	51.4	35.7	43.9	42.0	44.2	45.3	40.0	47.2	47.1	28.4	47.4	45.4	34.4	38.2	24.1	
<i>Item 5890 Subject C07, T02</i>	<i>N</i>	<i>2475</i>	<i>1124</i>	<i>1260</i>	<i>1702</i>	<i>266</i>	<i>522</i>	<i>648</i>	<i>892</i>	<i>412</i>	<i>1859</i>	<i>456</i>	<i>1151</i>	<i>559</i>	<i>287</i>	<i>375</i>	<i>53</i>



QUESTIONNAIRE FORM 6 1996	TOTAL	SEX		RACE		REGION				COLLEGE PLANS?		ILLICIT DRUG USE: LIFETIME				
		M	F	White	Black	NE	NC	S	W	Yes	No	None	Mari- juana Only	Few Pills	More Pills	Any Her- oin
<i>N (Weighted No. of Cases):</i>	2484	1128	1261	1702	267	523	652	895	415	1859	460	1153	559	287	378	53
<i>% of Weighted Total:</i>	100.0	45.4	50.8	68.5	10.7	21.1	26.2	36.0	16.7	74.8	18.5	46.4	22.5	11.6	15.2	2.1
<b>A02G:</b> Get together with friends informally																
1. Never	0.9	0.8	0.8	0.4	1.9	0.5	1.3	0.7	1.3	0.8	1.1	1.5	0.3	0.6	0.1	3.2
2. A few times a year	2.1	2.7	1.5	0.9	5.8	2.4	1.9	1.9	2.4	2.0	2.8	2.3	1.6	2.0	2.3	-
3. Once or twice a month	9.8	7.9	11.5	7.6	15.3	10.3	7.9	10.8	9.9	9.1	12.3	12.5	7.6	7.6	6.9	8.2
4. At least once a week	37.5	33.4	41.2	38.1	37.0	34.8	45.0	33.0	38.9	38.8	33.5	43.1	35.8	38.0	24.2	22.8
5. Almost every day	49.7	55.2	44.9	53.0	40.1	52.0	43.9	53.6	47.5	49.3	50.4	40.7	54.7	51.8	66.6	65.8
<i>Item 5920 Subject C07, M04</i>	<i>N</i> 2463	1118	1253	1695	266	519	646	889	409	1846	455	1149	556	284	372	51
<b>A02H:</b> Go shopping or window-shopping																
1. Never	4.0	7.3	0.7	3.9	3.4	5.0	4.7	2.4	5.2	2.9	7.5	2.8	4.3	4.3	4.3	13.4
2. A few times a year	12.8	21.1	5.2	13.0	7.3	14.1	11.0	11.7	16.6	12.7	12.1	13.1	12.0	14.1	13.0	14.2
3. Once or twice a month	47.6	46.8	48.6	49.7	40.8	45.2	48.4	47.8	48.9	48.7	43.9	47.7	48.0	47.0	49.3	41.3
4. At least once a week	31.4	22.0	40.2	30.6	39.7	31.9	31.6	33.2	26.2	31.8	31.2	31.9	32.7	30.9	28.2	28.1
5. Almost every day	4.2	2.7	5.3	2.9	8.8	3.7	4.2	4.9	3.1	3.8	5.2	4.5	3.0	3.7	5.2	3.1
<i>Item 5930 Subject C07, F01</i>	<i>N</i> 2464	1120	1253	1692	265	520	646	891	407	1849	456	1145	554	287	375	53
<b>A02I:</b> Spend at least an hour of leisure time alone																
1. Never	5.3	6.2	4.1	4.5	7.3	4.9	6.5	4.9	4.7	4.4	6.8	4.6	6.0	4.5	5.7	4.4
2. A few times a year	6.3	7.0	5.6	5.7	5.7	6.1	7.7	5.8	5.6	5.6	9.2	6.8	5.2	7.3	5.2	6.8
3. Once or twice a month	13.5	13.4	13.9	14.3	13.2	12.5	13.6	14.9	11.4	14.4	10.9	14.0	13.6	13.5	14.0	2.3
4. At least once a week	36.2	34.2	37.9	37.5	24.1	34.9	33.7	36.0	42.0	37.4	32.6	36.4	36.0	36.8	34.5	35.3
5. Almost every day	38.8	39.2	38.5	38.0	49.7	41.7	38.5	38.3	36.4	38.1	40.5	38.2	39.2	37.9	40.6	51.2
<i>Item 5940 Subject C07</i>	<i>N</i> 2470	1123	1258	1702	266	522	648	890	410	1853	457	1150	558	286	374	53
<b>A02J:</b> Read magazines																
1. Never	4.2	5.9	2.6	3.7	6.9	4.7	3.1	5.3	3.1	3.2	8.0	3.9	4.8	4.2	3.2	7.5
2. A few times a year	8.9	10.6	7.6	8.1	16.7	6.5	10.6	8.1	11.0	8.7	9.9	9.5	10.0	8.5	5.5	13.7
3. Once or twice a month	35.4	30.9	39.7	37.1	28.0	34.6	37.3	34.4	35.6	36.0	33.3	36.2	37.4	37.4	30.9	24.7
4. At least once a week	39.0	38.0	40.2	39.1	33.7	42.3	36.3	39.5	37.9	40.2	35.6	36.7	39.1	41.8	45.9	32.8
5. Almost every day	12.5	14.6	10.0	12.0	14.7	11.9	12.6	12.8	12.3	12.0	13.1	13.6	8.7	8.1	14.5	21.3
<i>Item 23070 Subject C07</i>	<i>N</i> 2470	1124	1255	1698	264	522	645	891	412	1854	457	1148	559	287	373	53
<b>A02K:</b> Read newspapers																
1. Never	5.5	5.0	5.8	4.7	5.2	5.9	4.7	5.7	5.9	5.0	7.7	4.8	5.6	9.1	4.0	11.2
2. A few times a year	8.9	7.5	10.1	8.6	9.2	7.8	8.6	9.0	10.8	8.6	10.2	9.9	8.2	9.0	5.2	21.6
3. Once or twice a month	19.9	19.2	20.4	19.8	19.6	16.6	19.2	21.7	21.3	18.6	23.4	18.2	22.1	21.4	21.4	16.4
4. At least once a week	32.8	30.0	36.0	34.0	34.2	33.6	31.2	34.4	30.9	34.2	29.6	33.0	34.0	27.5	37.5	18.6
5. Almost every day	32.8	38.3	27.8	32.9	31.9	36.1	36.3	29.1	31.0	33.6	29.1	34.0	30.0	33.0	32.0	32.1
<i>Item 23080 Subject C07</i>	<i>N</i> 2465	1120	1255	1694	264	522	647	884	411	1851	455	1149	555	287	371	52
<b>A02L:</b> Go to taverns, bars or nightclubs																
1. Never	45.0	41.9	48.6	44.2	51.3	40.3	50.0	38.6	56.7	44.8	47.9	60.2	33.3	37.3	25.4	18.4
2. A few times a year	21.6	21.0	21.7	22.2	18.7	21.3	23.2	22.0	18.7	22.3	18.6	19.2	24.1	18.1	29.5	18.1
3. Once or twice a month	21.0	22.4	19.8	22.6	15.2	22.8	17.3	25.0	15.8	21.8	17.6	12.2	28.9	32.0	25.5	32.5
4. At least once a week	10.5	12.1	9.1	9.6	13.3	13.4	7.9	12.4	7.1	9.6	13.1	6.9	12.2	11.1	16.8	25.7
5. Almost every day	1.8	2.6	0.8	1.4	1.5	2.2	1.6	1.9	1.6	1.5	2.8	1.5	1.4	1.5	2.7	5.3
<i>Item 5960 Subject C07</i>	<i>N</i> 2469	1120	1258	1697	264	521	648	889	411	1852	457	1149	557	287	373	53
<b>A02M:</b> Go to parties or other social affairs																
1. Never	5.3	6.1	4.4	4.4	8.2	4.6	7.6	5.0	3.2	4.1	8.7	8.1	3.7	1.1	1.7	5.7
2. A few times a year	21.7	18.2	24.6	19.8	27.0	21.1	22.6	20.8	23.4	21.3	23.4	29.4	15.6	18.3	11.5	5.4
3. Once or twice a month	34.3	32.8	36.5	34.8	36.4	36.2	30.1	34.8	37.9	35.2	32.4	36.6	35.8	39.3	22.6	35.7
4. At least once a week	34.5	37.1	32.3	36.9	25.0	33.6	35.3	35.5	32.3	35.9	29.7	23.7	41.0	38.1	55.9	39.2
5. Almost every day	4.1	5.9	2.2	4.2	3.5	4.6	4.4	3.9	3.2	3.4	5.7	2.2	3.9	3.3	8.3	14.1
<i>Item 5970 Subject C07</i>	<i>N</i> 2473	1123	1259	1700	266	521	650	892	411	1856	456	1151	559	287	373	53
<b>A02N:</b> Go to video arcades																
1. Never	50.7	31.3	68.2	54.8	44.2	54.7	52.8	47.9	48.1	54.2	42.3	52.7	50.1	49.1	47.3	53.9
2. A few times a year	30.2	39.6	21.5	28.9	28.8	31.5	27.1	30.6	32.3	29.2	29.3	30.4	27.8	32.6	32.0	23.0
3. Once or twice a month	13.9	20.5	8.2	12.9	19.8	10.8	14.1	15.5	14.0	12.4	19.5	12.1	16.8	14.2	13.9	15.7
4. At least once a week	4.2	6.9	2.0	3.0	6.0	1.8	4.8	5.2	4.2	3.5	6.7	4.1	4.0	3.8	5.5	3.2
5. Almost every day	1.1	1.8	0.1	0.5	1.2	1.2	1.2	0.8	1.3	0.7	2.2	0.7	1.3	0.3	1.3	4.2
<i>Item 29620 Subject C07</i>	<i>N</i> 2471	1122	1259	1697	266	521	646	893	411	1854	457	1148	559	287	375	53



QUESTIONNAIRE FORM 6 1996	TOTAL	SEX		RACE		REGION				COLLEGE PLANS?		ILLICIT DRUG USE: LIFETIME				
		M	F	White	Black	NE	NC	S	W	Yes	No	None	Mari- juana Only	Few Pills	More Pills	Any Her- oin
<i>N (Weighted No. of Cases):</i>	2484	1128	1261	1702	267	523	652	895	415	1859	460	1153	559	287	378	53
<i>% of Weighted Total:</i>	100.0	45.4	50.8	68.5	10.7	21.1	26.2	36.0	16.7	74.8	18.5	46.4	22.5	11.6	15.2	2.1
The next questions are about your experiences in school.																
<b>A03:</b> How often do you feel that the school work you are assigned is meaningful and important?																
5. Almost always	8.8	7.0	10.3	6.9	17.3	7.5	8.0	10.4	8.4	8.9	9.1	11.5	5.9	8.2	4.1	10.3
4. Often	21.8	21.7	22.1	20.4	26.1	25.1	19.9	21.4	21.6	22.4	20.3	23.7	20.2	18.8	23.5	3.6
3. Sometimes	48.7	47.4	49.9	50.7	42.4	45.8	50.2	47.1	53.5	49.8	44.8	48.2	53.7	45.6	48.7	37.5
2. Seldom	17.8	19.9	15.9	19.0	12.6	18.5	17.6	19.1	14.2	16.9	19.8	14.2	17.3	23.9	20.8	43.0
1. Never	2.9	4.0	1.8	3.0	1.5	3.0	4.2	2.0	2.4	2.1	5.9	2.4	2.9	3.5	2.9	5.7
<i>Item 5700 Subject B01</i>	<i>N</i> 2399	1085	1231	1657	254	504	628	867	400	1812	436	1126	537	271	366	52
<b>A04:</b> How interesting are most of your courses to you?																
5. Very exciting and stimulating	2.3	2.3	2.2	1.5	3.7	3.5	1.2	3.1	1.0	2.5	1.4	3.2	1.9	1.8	0.3	-
4. Quite interesting	21.0	19.1	22.6	17.8	29.3	19.5	19.8	21.0	24.5	21.5	18.4	23.7	16.7	23.8	18.9	9.0
3. Fairly interesting	48.0	46.1	50.0	49.1	46.9	47.3	45.6	49.1	50.3	49.8	43.7	49.8	52.9	44.5	40.6	33.1
2. Slightly dull	21.8	23.7	20.6	24.2	16.7	21.5	25.0	21.4	17.8	21.0	24.2	18.4	21.7	21.5	30.2	38.5
1. Very dull	7.0	8.8	4.6	7.4	3.4	8.2	8.5	5.4	6.5	5.2	12.3	4.8	6.9	8.4	10.0	19.4
<i>Item 5710 Subject B01</i>	<i>N</i> 2467	1118	1259	1698	265	521	647	889	411	1855	454	1148	555	287	374	53
<b>A05:</b> How important do you think the things you are learning in school are going to be for your later life?																
5. Very important	17.3	16.1	18.0	12.4	32.9	13.8	19.1	18.5	16.2	16.9	18.8	19.7	15.4	13.2	13.9	11.0
4. Quite important	27.3	28.7	26.7	27.3	31.0	23.1	25.5	29.7	29.9	28.9	20.9	29.8	25.9	31.0	21.4	12.2
3. Fairly important	33.9	32.2	36.0	36.7	23.9	36.2	31.5	35.1	31.8	34.7	30.5	34.2	36.3	31.1	33.3	32.7
2. Slightly important	19.5	20.5	17.9	22.1	9.5	22.4	22.1	15.3	20.5	18.0	25.2	14.6	19.0	23.9	28.4	43.4
1. Not at all important	2.2	2.5	1.5	1.6	2.6	4.5	1.8	1.3	1.6	1.5	4.6	1.6	3.4	0.8	2.9	0.7
<i>Item 5720 Subject B01</i>	<i>N</i> 2459	1111	1259	1691	263	519	641	889	411	1850	454	1143	555	287	373	53
<b>A06:</b> Now thinking back over the past year in school, how often did you ...																
<b>A06A:</b> Enjoy being in school?																
1. Never	4.0	4.8	3.2	3.7	4.7	4.8	3.6	4.5	2.6	2.8	8.8	3.7	4.4	3.5	5.1	4.2
2. Seldom	15.7	17.6	13.3	16.0	13.8	17.0	16.1	15.8	13.1	13.5	22.7	10.4	17.3	22.1	22.3	29.7
3. Sometimes	42.6	44.0	42.3	44.1	39.3	43.9	39.0	43.2	45.5	43.8	40.9	39.1	46.1	47.1	47.2	38.4
4. Often	28.4	25.7	30.8	28.2	28.8	26.2	31.9	28.5	25.7	30.0	20.5	35.4	22.6	20.2	21.2	27.7
5. Almost always	9.3	7.9	10.4	8.0	13.4	8.1	9.4	8.0	13.1	9.8	7.0	11.4	9.6	7.1	4.2	-
<i>Item 23090 Subject B01</i>	<i>N</i> 2476	1125	1261	1702	266	523	648	892	412	1858	457	1152	559	287	375	53
<b>A06B:</b> Hate being in school?																
1. Never	5.8	6.0	5.4	3.8	15.5	5.1	5.8	6.0	6.2	5.5	6.1	8.0	4.0	1.5	3.7	3.5
2. Seldom	26.3	23.8	28.3	26.1	27.5	23.6	29.4	25.3	26.7	28.9	17.6	33.4	21.4	20.9	17.7	10.1
3. Sometimes	38.1	38.4	38.4	39.1	31.0	40.9	35.1	39.2	36.7	39.1	34.9	36.4	42.2	40.6	38.4	22.9
4. Often	21.7	22.5	21.2	23.1	19.5	19.9	23.6	20.2	24.5	20.6	25.4	16.0	24.7	28.7	29.2	30.6
5. Almost always	8.1	9.4	6.8	7.9	6.5	10.4	6.0	9.4	5.9	5.9	15.9	6.2	7.7	8.3	11.0	32.9
<i>Item 23100 Subject B01</i>	<i>N</i> 2472	1121	1260	1701	266	523	647	892	410	1857	456	1151	557	287	375	53
<b>A06C:</b> Try to do your best work in school?																
1. Never	0.8	1.0	0.4	0.7	0.7	1.7	1.0	0.5	-	0.7	1.5	0.6	0.6	-	1.7	6.6
2. Seldom	6.4	9.2	3.8	6.4	4.2	8.0	6.8	5.0	6.7	5.5	8.3	4.5	6.5	6.4	11.0	12.9
3. Sometimes	25.7	31.8	19.9	27.0	20.3	25.2	26.9	24.6	26.7	24.9	28.6	19.8	28.5	31.9	34.5	36.6
4. Often	36.2	34.5	38.0	35.5	37.9	37.4	36.6	34.8	36.9	36.6	35.7	36.2	38.5	39.0	31.3	27.0
5. Almost always	31.0	23.4	37.9	30.5	36.9	27.7	28.6	35.2	29.7	32.3	26.0	38.9	25.8	22.7	21.6	17.0
<i>Item 23110 Subject B01</i>	<i>N</i> 2469	1119	1260	1696	266	522	648	887	411	1853	455	1148	556	287	375	53
<b>A06D:</b> Find the school work too hard to understand?																
1. Never	12.8	14.8	11.0	13.5	10.2	15.0	12.4	12.3	11.7	13.4	9.6	12.3	13.5	14.2	11.9	18.6
2. Seldom	40.8	40.6	41.3	43.6	36.9	42.7	39.3	40.9	40.8	44.1	29.4	42.3	38.7	40.3	42.9	29.8
3. Sometimes	35.2	32.6	38.0	32.7	42.5	34.1	36.5	34.1	37.2	33.8	43.3	34.4	36.0	34.3	37.0	33.9
4. Often	9.7	10.5	8.4	9.5	8.7	7.0	10.5	11.4	8.5	7.8	14.9	9.9	10.9	9.6	7.2	10.2
5. Almost always	1.4	1.5	1.2	0.8	1.7	1.3	1.4	1.3	1.8	0.8	2.8	1.2	1.0	1.7	1.0	7.5
<i>Item 23120 Subject B01</i>	<i>N</i> 2467	1125	1254	1695	266	521	647	889	411	1851	457	1147	555	287	375	53



QUESTIONNAIRE FORM 6 1996	TOTAL	SEX		RACE		REGION				COLLEGE PLANS?		ILLICIT DRUG USE: LIFETIME				
		M	F	White	Black	NE	NC	S	W	Yes	No	None	Mari- juana Only	Few Pills	More Pills	Any Her- oin
<i>N (Weighted No. of Cases):</i>	2484	1128	1261	1702	267	523	652	895	415	1859	460	1153	559	287	378	53
<i>% of Weighted Total:</i>	100.0	45.4	50.8	68.5	10.7	21.1	26.2	36.0	16.7	74.8	18.5	46.4	22.5	11.6	15.2	2.1
<b>A06E:</b> Fool around in class?																
1. Never	9.5	5.8	12.6	6.6	15.4	10.6	9.5	8.7	9.8	9.0	11.1	12.7	6.5	4.9	6.8	4.6
2. Seldom	26.2	21.7	30.6	26.3	25.7	29.7	25.5	25.8	23.6	27.2	21.0	31.9	20.9	24.9	18.3	13.3
3. Sometimes	35.4	34.1	36.8	37.6	35.8	35.6	33.5	35.1	39.1	36.7	32.2	32.9	40.8	38.6	34.7	35.4
4. Often	19.6	25.2	14.7	20.8	14.6	14.8	20.5	22.6	18.0	19.2	22.1	15.2	21.6	20.0	27.7	40.7
5. Almost always	9.3	13.3	5.3	8.6	8.5	9.2	11.1	7.9	9.5	8.0	13.7	7.4	10.2	11.6	12.5	6.0
<i>Item 23130 Subject B01</i>	<i>N</i> 2468	1122	1256	1694	266	522	647	887	412	1851	457	1150	555	287	373	53
<b>A06F:</b> Fail to complete or turn in your assignments?																
1. Never	20.4	15.8	24.4	20.8	19.1	23.0	21.3	21.1	14.2	21.5	16.6	26.4	15.8	16.6	11.2	17.4
2. Seldom	41.7	37.4	46.0	44.1	40.7	37.7	41.7	43.5	42.8	43.8	34.0	44.3	40.7	40.3	40.5	26.9
3. Sometimes	25.9	31.3	20.7	23.2	29.6	27.1	23.8	24.5	30.6	24.2	32.5	21.8	29.6	28.4	30.4	24.7
4. Often	10.0	12.4	7.8	10.6	8.6	10.3	11.0	9.7	8.9	8.9	14.2	6.1	12.5	12.0	14.6	27.0
5. Almost always	2.0	3.1	1.0	1.3	2.1	1.9	2.2	1.2	3.5	1.7	2.7	1.5	1.4	2.8	3.4	4.0
<i>Item 23140 Subject B01</i>	<i>N</i> 2472	1124	1258	1700	266	521	647	892	412	1856	456	1149	559	286	375	53
<b>A06G:</b> Get good grades (like As or Bs)?																
1. Never	2.2	2.9	1.2	1.5	3.3	3.0	2.1	2.3	1.0	1.3	4.5	1.4	1.6	2.1	3.2	11.6
2. Seldom	9.6	13.3	6.1	9.0	10.7	10.3	10.2	9.4	8.2	6.5	20.8	6.5	10.4	12.0	14.9	13.7
3. Sometimes	22.6	26.1	18.9	19.5	35.9	23.7	23.7	22.2	20.4	19.0	34.0	18.7	26.8	24.5	27.7	11.8
4. Often	27.9	27.9	28.0	26.4	31.1	29.4	24.4	28.0	31.5	28.7	24.7	27.1	28.1	28.7	28.8	33.1
5. Almost always	37.7	29.8	45.7	43.6	19.0	33.6	39.6	38.1	38.9	44.5	16.1	46.3	33.2	32.6	25.5	29.8
<i>Item 23150 Subject B01</i>	<i>N</i> 2470	1124	1259	1700	265	522	648	888	412	1854	457	1151	558	285	375	53
<b>A06H:</b> Get sent to the office, or have to stay after school, because you misbehaved?																
1. Never	71.5	59.8	83.2	73.1	66.4	67.1	74.7	68.6	78.0	74.3	62.3	83.7	62.1	68.6	55.8	50.9
2. Seldom	18.6	25.7	11.3	17.4	24.4	18.4	15.8	21.4	17.2	17.9	20.2	11.9	27.7	20.6	23.8	12.3
3. Sometimes	6.7	10.2	3.4	6.4	7.1	9.7	6.5	6.9	2.9	5.5	11.3	3.2	7.7	5.1	13.7	23.1
4. Often	2.1	2.7	1.6	2.2	2.0	2.9	2.1	2.0	1.5	1.7	3.1	0.7	2.1	3.9	3.9	9.0
5. Almost always	1.1	1.6	0.6	0.9	0.2	1.9	0.9	1.1	0.4	0.7	3.0	0.5	0.4	1.7	2.8	4.7
<i>Item 23160 Subject B01, B07</i>	<i>N</i> 2470	1121	1260	1700	266	521	646	892	412	1857	455	1149	559	287	375	51
<b>A06I:</b> Skip a day of school, or part of a day (without permission)?																
1. Never	39.1	31.4	46.3	39.9	43.6	38.3	44.5	40.5	28.3	41.0	31.3	53.9	27.0	33.4	17.5	24.5
2. Seldom	24.7	25.1	24.5	24.8	27.0	26.8	22.9	25.1	24.0	25.6	22.3	24.3	30.3	18.9	25.7	12.1
3. Sometimes	21.3	24.8	17.5	20.7	17.0	21.0	20.5	18.9	28.3	20.1	25.2	14.2	24.1	31.7	28.8	27.0
4. Often	12.3	15.3	9.7	12.0	9.7	11.1	9.5	13.5	15.5	11.1	16.5	6.7	15.3	14.3	20.9	28.3
5. Almost always	2.6	3.4	2.0	2.6	2.7	2.8	2.5	2.0	4.0	2.1	4.7	0.9	3.4	1.7	7.1	8.1
<i>Item 23170 Subject B01, B06</i>	<i>N</i> 2474	1124	1260	1701	265	523	648	892	411	1858	456	1151	559	287	375	53
<b>A07:</b> Now thinking back to the time when you were in fifth and sixth grade, how often did you . . .																
<b>A07A:</b> Enjoy being in school?																
1. Never	7.4	11.0	4.0	7.7	6.3	8.7	7.0	7.3	6.6	5.4	15.4	6.6	8.0	9.6	7.1	12.5
2. Seldom	11.8	14.5	9.4	13.1	6.3	10.6	14.8	12.3	7.5	11.5	14.3	11.7	10.6	9.8	15.2	14.7
3. Sometimes	22.9	25.6	20.4	25.7	13.8	28.2	19.7	24.7	17.1	23.2	21.3	21.2	25.4	22.6	24.5	29.9
4. Often	30.2	27.6	33.2	31.3	26.0	29.6	31.9	28.4	32.5	31.9	27.5	32.2	29.3	31.8	28.0	18.5
5. Almost always	27.7	21.3	32.9	22.2	47.6	22.9	26.6	27.3	36.2	28.1	21.6	28.4	26.7	26.2	25.1	24.3
<i>Item 23270 Subject B01</i>	<i>N</i> 2474	1124	1260	1700	266	522	648	892	412	1857	457	1150	559	287	375	53
<b>A07B:</b> Hate being in school?																
1. Never	19.7	14.5	23.9	15.2	40.2	14.7	19.3	21.5	22.8	20.1	14.4	21.4	21.4	12.1	16.3	13.3
2. Seldom	30.8	27.5	34.0	31.6	26.2	31.7	31.2	26.5	38.4	31.8	28.7	31.7	27.7	39.2	28.4	22.6
3. Sometimes	29.2	30.0	28.8	31.9	17.7	31.1	29.1	30.9	23.6	30.0	28.3	28.1	30.4	27.6	33.6	26.0
4. Often	12.0	15.9	8.7	12.6	8.3	13.3	12.9	12.2	8.6	11.5	14.0	12.2	10.4	12.1	13.8	13.9
5. Almost always	8.2	12.1	4.6	8.6	7.6	9.2	7.5	8.9	6.6	6.6	14.6	6.7	10.1	9.0	7.8	24.1
<i>Item 23280 Subject B01</i>	<i>N</i> 2472	1123	1260	1699	266	521	648	892	412	1855	457	1150	558	287	375	53



QUESTIONNAIRE FORM 6 1996	TOTAL	SEX		RACE		REGION				COLLEGE PLANS?		ILLICIT DRUG USE: LIFETIME					
		M	F	White	Black	NE	NC	S	W	Yes	No	None	Mari- juana Only	Few Pills	More Pills	Any Her- oin	
<i>N (Weighted No. of Cases):</i>	2484	1128	1261	1702	267	523	652	895	415	1859	460	1153	559	287	378	53	
<i>% of Weighted Total:</i>	100.0	45.4	50.8	68.5	10.7	21.1	26.2	36.0	16.7	74.8	18.5	46.4	22.5	11.6	15.2	2.1	
<b>A07C:</b> Try to do your best work in school?																	
1. Never	2.4	3.6	1.3	2.3	2.2	3.4	2.4	2.4	1.1	1.7	5.9	1.5	3.3	1.7	3.4	10.7	
2. Seldom	7.4	11.6	3.8	8.3	4.0	8.7	9.8	5.6	5.7	6.6	10.6	6.0	8.1	8.6	9.2	8.0	
3. Sometimes	17.7	21.9	13.9	17.4	15.3	17.3	18.3	19.1	14.4	16.7	21.6	16.4	19.1	16.4	21.9	15.0	
4. Often	29.7	29.2	30.0	31.0	22.9	29.7	32.6	29.3	26.1	29.8	29.8	27.7	31.3	33.2	31.6	34.7	
5. Almost always	42.7	33.7	51.1	41.0	55.6	40.9	36.9	43.5	52.6	45.2	32.2	48.4	38.2	40.0	33.9	31.6	
<i>Item 23290 Subject B01</i>	<i>N</i>	<i>2468</i>	<i>1122</i>	<i>1257</i>	<i>1695</i>	<i>265</i>	<i>521</i>	<i>646</i>	<i>889</i>	<i>412</i>	<i>1852</i>	<i>457</i>	<i>1148</i>	<i>556</i>	<i>287</i>	<i>374</i>	<i>53</i>
<b>A07D:</b> Find the school work too hard to understand?																	
1. Never	26.2	26.3	26.4	25.9	29.1	26.9	23.7	25.5	30.4	28.3	17.9	25.0	26.2	29.8	25.2	29.7	
2. Seldom	34.8	34.9	34.7	35.7	34.1	32.7	34.4	36.9	33.2	36.2	29.7	35.6	36.5	28.0	36.8	32.0	
3. Sometimes	26.6	25.6	27.7	26.2	26.5	27.9	27.9	24.9	26.5	25.0	32.7	27.9	26.2	29.0	22.1	24.6	
4. Often	10.2	10.5	9.4	10.3	7.0	10.3	11.7	10.3	7.6	8.8	15.7	9.2	8.5	12.3	13.6	12.1	
5. Almost always	2.3	2.8	1.8	1.9	3.2	2.2	2.3	2.4	2.3	1.7	4.1	2.3	2.6	1.0	2.2	1.6	
<i>Item 23300 Subject B01</i>	<i>N</i>	<i>2470</i>	<i>1120</i>	<i>1260</i>	<i>1697</i>	<i>266</i>	<i>519</i>	<i>648</i>	<i>891</i>	<i>412</i>	<i>1853</i>	<i>457</i>	<i>1149</i>	<i>558</i>	<i>287</i>	<i>374</i>	<i>53</i>
<b>A07E:</b> Fool around in class?																	
1. Never	21.8	11.2	31.1	20.2	24.3	21.2	23.8	20.8	21.6	22.3	20.5	29.5	16.7	17.0	10.2	9.2	
2. Seldom	23.3	18.7	28.2	24.8	23.5	25.1	23.4	25.2	17.0	24.4	18.7	24.7	22.9	24.6	21.4	14.1	
3. Sometimes	27.3	27.8	26.8	27.6	24.8	28.0	22.1	29.6	29.4	27.8	25.8	23.6	29.4	32.0	29.4	45.4	
4. Often	17.0	23.8	10.5	17.9	15.1	13.8	19.9	15.9	18.8	16.1	19.9	15.0	18.4	14.4	22.7	10.9	
5. Almost always	10.6	18.5	3.4	9.6	12.2	11.9	10.8	8.5	13.3	9.4	15.1	7.1	12.6	11.9	16.4	20.4	
<i>Item 23310 Subject B01</i>	<i>N</i>	<i>2471</i>	<i>1121</i>	<i>1260</i>	<i>1699</i>	<i>265</i>	<i>520</i>	<i>648</i>	<i>891</i>	<i>412</i>	<i>1854</i>	<i>457</i>	<i>1149</i>	<i>558</i>	<i>287</i>	<i>375</i>	<i>52</i>
<b>A07F:</b> Fail to complete or turn in your assignments?																	
1. Never	41.8	30.3	52.3	41.7	43.9	40.9	39.4	43.7	42.7	45.6	27.1	47.5	37.4	40.1	33.3	31.5	
2. Seldom	31.5	33.4	30.4	31.3	33.1	32.4	32.3	30.3	31.6	31.2	32.9	29.9	35.0	30.9	31.5	37.8	
3. Sometimes	16.2	20.7	11.6	16.9	12.0	14.2	16.1	16.7	18.0	14.7	20.5	14.6	16.4	17.0	21.0	12.9	
4. Often	7.8	11.5	4.4	8.1	7.0	9.5	8.8	7.1	5.5	6.4	13.9	6.3	8.1	8.1	10.6	13.7	
5. Almost always	2.7	4.1	1.2	2.0	4.0	2.9	3.4	2.3	2.1	2.1	5.6	1.7	3.2	4.0	3.5	4.1	
<i>Item 23320 Subject B01</i>	<i>N</i>	<i>2467</i>	<i>1120</i>	<i>1258</i>	<i>1698</i>	<i>263</i>	<i>520</i>	<i>645</i>	<i>891</i>	<i>411</i>	<i>1854</i>	<i>454</i>	<i>1148</i>	<i>557</i>	<i>286</i>	<i>375</i>	<i>53</i>
<b>A07G:</b> Get good grades (like As or Bs)?																	
1. Never	3.5	4.9	2.2	3.1	2.9	2.9	5.4	2.9	2.7	2.6	7.4	3.2	3.5	5.2	3.1	7.4	
2. Seldom	7.3	10.1	4.7	7.4	7.3	8.4	5.9	8.7	5.2	5.7	12.4	5.6	7.4	8.2	9.4	17.5	
3. Sometimes	15.5	19.8	11.7	14.7	15.6	17.1	14.1	16.3	14.0	13.8	22.4	13.8	16.7	15.1	20.0	9.0	
4. Often	24.5	26.8	22.1	23.0	32.1	28.5	27.2	20.1	25.0	23.6	28.5	23.3	26.2	24.8	26.8	16.8	
5. Almost always	49.1	38.4	59.3	51.8	42.1	43.1	47.3	52.1	53.2	54.3	29.3	54.1	46.2	46.8	40.7	49.3	
<i>Item 23330 Subject B01</i>	<i>N</i>	<i>2466</i>	<i>1122</i>	<i>1256</i>	<i>1694</i>	<i>266</i>	<i>517</i>	<i>646</i>	<i>891</i>	<i>412</i>	<i>1850</i>	<i>456</i>	<i>1150</i>	<i>556</i>	<i>285</i>	<i>374</i>	<i>53</i>
<b>A07H:</b> Get sent to the office, or have to stay after school, because you misbehaved?																	
1. Never	62.5	44.4	79.3	63.1	62.9	62.8	62.3	62.8	61.7	65.1	52.2	71.4	54.9	58.2	50.6	53.5	
2. Seldom	19.0	25.2	13.2	18.6	18.7	18.7	18.2	20.5	17.6	18.2	22.1	15.6	22.5	24.2	21.1	21.5	
3. Sometimes	9.9	16.0	4.6	10.8	8.8	9.7	9.8	9.2	12.1	9.5	12.1	7.3	13.3	10.5	12.7	7.1	
4. Often	5.7	10.1	1.7	5.3	6.1	5.6	6.1	5.3	6.2	5.2	8.4	4.0	7.4	3.1	10.7	7.6	
5. Almost always	2.8	4.3	1.2	2.1	3.6	3.2	3.5	2.1	2.3	2.0	5.2	1.7	1.9	3.9	4.9	10.4	
<i>Item 23340 Subject B01, B07</i>	<i>N</i>	<i>2472</i>	<i>1122</i>	<i>1261</i>	<i>1700</i>	<i>265</i>	<i>520</i>	<i>648</i>	<i>892</i>	<i>412</i>	<i>1855</i>	<i>457</i>	<i>1151</i>	<i>558</i>	<i>287</i>	<i>375</i>	<i>52</i>
<b>A07I:</b> Skip a day of school, or part of a day (without permission)?																	
1. Never	87.2	80.9	93.3	87.4	92.5	84.4	87.8	87.7	88.8	88.7	81.6	90.0	87.2	87.9	80.1	79.2	
2. Seldom	7.2	9.9	4.8	7.2	3.3	8.7	6.1	6.6	8.3	6.8	9.1	6.1	7.1	7.0	11.3	5.9	
3. Sometimes	3.1	4.7	1.3	2.9	1.8	4.4	3.5	2.5	2.1	2.4	5.1	2.2	3.3	2.4	4.8	6.7	
4. Often	1.5	2.9	0.3	1.7	1.6	1.5	1.5	2.1	0.6	1.5	1.8	1.2	1.2	2.2	1.5	6.8	
5. Almost always	1.0	1.6	0.3	0.9	0.8	1.0	1.1	1.2	0.3	0.6	2.5	0.5	1.3	0.6	2.3	1.5	
<i>Item 23350 Subject B01, B06</i>	<i>N</i>	<i>2472</i>	<i>1122</i>	<i>1261</i>	<i>1700</i>	<i>265</i>	<i>520</i>	<i>648</i>	<i>892</i>	<i>412</i>	<i>1855</i>	<i>457</i>	<i>1151</i>	<i>558</i>	<i>287</i>	<i>375</i>	<i>52</i>



QUESTIONNAIRE FORM 6 1996	TOTAL	SEX		RACE		REGION				COLLEGE PLANS?		ILLICIT DRUG USE: LIFETIME				
		M	F	White	Black	NE	NC	S	W	Yes	No	None	Mari- juana Only	Few Pills	More Pills	Any Her- oin
<i>N (Weighted No. of Cases):</i>	2484	1128	1261	1702	267	523	652	895	415	1859	460	1153	559	287	378	53
<i>% of Weighted Total:</i>	100.0	45.4	50.8	68.5	10.7	21.1	26.2	36.0	16.7	74.8	18.5	46.4	22.5	11.6	15.2	2.1
<b>A08: How often do your parents (or step-parents or guardians) do the following?</b>																
<b>A08A: Check on whether you have done your homework</b>																
1. Never	38.1	36.6	39.8	39.9	29.1	42.3	42.8	35.7	30.5	38.1	39.3	33.8	38.2	46.9	43.2	46.0
2. Rarely	28.2	27.6	28.8	28.8	31.1	26.0	28.6	28.2	30.0	28.9	28.2	29.2	30.0	24.4	26.7	28.3
3. Sometimes	19.3	19.0	19.1	18.0	24.7	17.9	16.2	20.6	23.2	19.8	17.1	21.0	19.2	16.0	18.2	7.9
4. Often	14.5	16.7	12.3	13.4	15.1	13.8	12.4	15.5	16.3	13.2	15.4	16.0	12.6	12.7	11.9	17.8
<i>Item 25180 Subject M03</i>	<i>N</i> 2465	1124	1253	1693	264	520	645	889	411	1849	458	1143	558	287	377	53
<b>A08B: Provide help with your homework when it's needed</b>																
1. Never	21.9	23.4	20.2	19.7	25.5	23.9	22.7	20.4	21.3	21.4	24.1	20.2	21.1	21.3	26.7	29.4
2. Rarely	21.7	21.6	22.2	21.8	18.1	20.6	22.5	20.9	23.3	22.6	20.0	21.3	23.4	26.9	17.7	18.3
3. Sometimes	28.5	26.5	29.9	27.9	31.3	27.2	28.5	28.9	29.1	27.9	30.6	27.1	28.0	27.1	34.1	29.6
4. Often	28.0	28.5	27.8	30.6	25.1	28.2	26.3	29.9	26.3	28.1	25.2	31.5	27.4	24.7	21.4	22.7
<i>Item 25190 Subject M03</i>	<i>N</i> 2462	1122	1253	1691	264	520	643	889	410	1846	458	1142	558	287	376	53
<b>A08C: Require you to do work or chores around the home</b>																
1. Never	7.3	8.2	6.5	7.4	3.6	8.5	8.4	6.2	6.1	6.1	12.9	5.9	6.3	9.9	9.4	11.5
2. Rarely	14.1	14.5	13.6	15.1	6.4	18.2	15.1	13.2	9.2	14.3	12.2	13.7	13.7	12.4	15.7	20.6
3. Sometimes	29.4	31.0	28.0	31.4	19.2	32.7	28.2	28.6	28.9	30.9	25.1	28.9	30.9	27.6	30.5	39.2
4. Often	49.2	46.4	51.9	46.2	70.8	40.6	48.2	51.9	55.7	48.7	49.8	51.5	49.1	50.1	44.4	28.7
<i>Item 25200 Subject M03</i>	<i>N</i> 2458	1122	1247	1688	264	519	642	889	407	1845	455	1140	557	287	373	53
<b>A08D: Limit the amount of time you can spend watching TV</b>																
1. Never	68.1	67.4	68.2	69.5	67.4	65.9	74.4	69.5	58.0	65.8	76.6	61.6	72.0	68.6	79.2	78.7
2. Rarely	17.7	17.7	18.1	18.5	14.0	20.8	15.4	16.7	19.8	19.7	11.5	20.7	17.4	19.6	9.8	13.9
3. Sometimes	10.1	9.9	10.3	8.8	12.1	9.2	7.2	10.2	15.5	10.3	8.6	12.3	8.6	8.3	7.4	3.8
4. Often	4.1	5.0	3.3	3.2	6.6	4.0	3.0	3.7	6.7	4.1	3.3	5.4	2.1	3.5	3.5	3.5
<i>Item 25210 Subject M03</i>	<i>N</i> 2459	1120	1253	1691	264	520	644	886	409	1846	455	1141	558	286	376	53
<b>A08E: Limit the amount of time you can go out with friends on school nights</b>																
1. Never	25.1	29.0	21.6	25.5	26.3	27.2	28.5	24.6	18.3	23.2	32.5	25.8	26.7	18.2	23.8	29.7
2. Rarely	21.1	21.0	21.0	23.2	15.3	22.1	18.6	20.2	25.6	21.7	18.1	21.5	18.2	23.2	23.5	15.5
3. Sometimes	27.1	25.4	28.4	25.0	33.5	22.8	26.3	27.8	32.3	28.1	23.3	26.7	24.2	32.1	29.5	33.0
4. Often	26.7	24.7	29.0	26.2	25.0	27.9	26.6	27.4	23.8	27.0	26.0	26.0	30.8	26.5	23.2	21.7
<i>Item 25220 Subject M03</i>	<i>N</i> 2461	1124	1252	1693	263	519	645	888	410	1847	458	1142	558	287	377	53
<b>A09: To what extent have you participated in the following school activities during this school year?</b>																
<b>A09A: School newspaper or yearbook</b>																
1. Not at all	75.5	81.3	69.9	74.1	79.3	66.4	74.8	79.2	80.4	73.1	85.0	73.0	78.2	78.5	75.7	83.4
2. Slight	8.9	7.4	10.4	9.1	9.4	10.8	9.6	7.5	8.7	9.1	7.4	8.8	10.1	8.1	8.6	4.7
3. Moderate	4.2	3.1	5.1	4.4	3.3	8.6	2.6	3.9	1.7	4.6	2.6	3.5	3.7	2.7	8.2	3.0
4. Considerable	4.7	3.3	5.8	4.3	5.4	4.7	5.4	4.9	2.9	5.1	2.6	5.3	4.1	5.0	3.2	3.9
5. Great extent	6.7	4.9	8.7	8.0	2.5	9.6	7.5	4.5	6.3	8.1	2.4	9.4	3.8	5.7	4.4	5.0
<i>Item 22170 Subject B01, C07</i>	<i>N</i> 2460	1125	1247	1692	261	519	645	888	408	1845	457	1142	555	286	378	53
<b>A09B: Music or other performing arts</b>																
1. Not at all	58.7	66.1	51.9	58.8	56.8	57.4	52.9	61.0	64.7	55.6	71.4	53.7	62.6	65.9	61.1	67.9
2. Slight	7.9	7.2	8.5	7.3	8.2	9.3	8.6	6.8	7.6	8.0	7.4	7.9	7.0	6.9	8.5	17.7
3. Moderate	7.8	6.9	8.6	7.4	10.2	7.2	8.1	8.1	7.7	8.3	6.5	9.1	5.7	5.3	10.5	-
4. Considerable	8.5	7.4	9.6	8.1	7.2	11.1	9.6	7.3	6.2	9.0	6.7	9.1	10.3	7.5	5.7	5.3
5. Great extent	17.0	12.4	21.4	18.5	17.6	15.0	20.8	16.9	13.8	19.2	8.0	20.2	14.4	14.5	14.2	9.1
<i>Item 22180 Subject B01, C07</i>	<i>N</i> 2457	1123	1247	1691	261	518	645	886	408	1843	456	1141	554	285	378	53



QUESTIONNAIRE FORM 6 1996	TOTAL	SEX		RACE		REGION				COLLEGE PLANS?		ILLICIT DRUG USE: LIFETIME				
		M	F	White	Black	NE	NC	S	W	Yes	No	None	Mari- juana Only	Few Pills	More Pills	Any Her- oin
<i>N (Weighted No. of Cases):</i> <i>% of Weighted Total:</i>	2484 100.0	1128 45.4	1261 50.8	1702 68.5	267 10.7	523 21.1	652 26.2	895 36.0	415 16.7	1859 74.8	460 18.5	1153 46.4	559 22.5	287 11.6	378 15.2	53 2.1
<b>A09C:</b> Athletic teams																
1. Not at all	44.9	39.2	50.2	44.5	42.0	43.1	41.2	48.8	44.5	41.2	57.6	42.6	42.5	51.2	46.3	76.3
2. Slight	7.1	5.4	9.0	7.0	9.6	9.4	6.8	6.7	5.8	6.8	9.0	6.6	7.2	6.5	10.2	0.7
3. Moderate	8.6	9.7	7.6	9.2	7.4	9.9	8.1	7.3	10.6	8.1	9.9	9.4	7.6	7.3	9.7	4.5
4. Considerable	10.5	12.0	9.3	10.7	5.8	12.1	11.0	8.3	12.3	11.2	6.6	11.3	10.3	9.6	8.6	7.2
5. Great extent	28.9	33.8	23.9	28.7	35.2	25.5	32.8	28.9	26.9	32.7	16.9	30.1	32.4	25.4	25.3	11.3
<i>Item 22190 Subject B01, C07</i>	<i>N 2451</i>	<i>1124</i>	<i>1241</i>	<i>1692</i>	<i>255</i>	<i>519</i>	<i>643</i>	<i>887</i>	<i>402</i>	<i>1837</i>	<i>456</i>	<i>1136</i>	<i>553</i>	<i>286</i>	<i>378</i>	<i>53</i>
<b>A09D:</b> Academic clubs (e.g., science, math, language)																
1. Not at all	67.4	71.2	64.0	67.3	72.9	70.9	71.6	62.9	66.3	62.4	84.9	61.2	72.5	69.9	75.4	74.8
2. Slight	11.5	10.6	12.1	11.5	13.0	10.4	10.3	12.6	12.4	12.7	5.1	13.0	9.9	14.9	5.9	13.8
3. Moderate	9.4	7.2	11.6	9.9	5.4	6.8	6.2	13.5	8.5	10.9	5.5	10.9	8.0	7.5	10.4	1.5
4. Considerable	6.0	5.8	6.1	5.5	4.7	5.2	6.5	5.9	6.3	6.9	3.0	7.5	4.2	4.0	5.8	3.5
5. Great extent	5.7	5.3	6.3	5.8	4.0	6.7	5.3	5.1	6.5	7.0	1.5	7.5	5.4	3.7	2.5	6.4
<i>Item 23360 Subject B01, C07</i>	<i>N 2455</i>	<i>1125</i>	<i>1245</i>	<i>1689</i>	<i>261</i>	<i>517</i>	<i>643</i>	<i>888</i>	<i>407</i>	<i>1841</i>	<i>457</i>	<i>1140</i>	<i>554</i>	<i>286</i>	<i>377</i>	<i>53</i>
<b>A09E:</b> Student council or government																
1. Not at all	77.0	81.6	72.4	75.7	76.2	76.1	76.7	76.8	78.8	74.0	86.4	73.8	80.0	81.6	77.6	89.6
2. Slight	7.4	7.1	7.8	7.3	9.5	7.3	6.5	7.0	9.9	8.2	4.8	7.8	7.4	7.2	6.5	2.8
3. Moderate	4.9	4.1	5.6	5.4	3.6	5.3	3.5	6.9	2.6	5.4	3.2	6.3	3.2	2.1	5.9	3.5
4. Considerable	5.2	4.1	6.3	5.6	5.3	5.2	5.7	5.2	4.3	5.8	4.2	5.9	5.6	3.0	5.2	-
5. Great extent	5.5	3.1	7.8	6.0	5.4	6.2	7.6	4.1	4.4	6.6	1.4	6.3	3.8	6.1	4.8	4.1
<i>Item 23370 Subject B01, C07</i>	<i>N 2458</i>	<i>1125</i>	<i>1247</i>	<i>1690</i>	<i>261</i>	<i>517</i>	<i>645</i>	<i>887</i>	<i>408</i>	<i>1845</i>	<i>456</i>	<i>1142</i>	<i>555</i>	<i>285</i>	<i>376</i>	<i>53</i>
<b>A09F:</b> Other school clubs or activities																
1. Not at all	33.5	40.8	25.9	30.8	33.5	35.4	32.8	31.9	35.4	27.9	51.8	27.2	34.1	41.1	41.5	52.0
2. Slight	13.7	14.5	13.0	14.1	10.2	15.0	12.0	12.9	16.5	13.6	13.0	13.4	16.2	13.9	9.8	22.4
3. Moderate	18.7	19.3	18.5	20.1	16.5	17.9	18.7	17.6	21.8	20.2	14.4	18.0	21.4	20.4	17.8	4.1
4. Considerable	16.0	13.2	19.1	16.7	16.9	14.6	16.4	17.3	14.3	17.9	10.2	19.7	12.9	12.9	13.1	11.8
5. Great extent	18.1	12.2	23.5	18.3	23.0	17.1	20.0	20.2	12.0	20.3	10.5	21.6	15.4	11.8	17.8	9.7
<i>Item 22200 Subject B01, C07</i>	<i>N 2463</i>	<i>1125</i>	<i>1251</i>	<i>1693</i>	<i>263</i>	<i>518</i>	<i>645</i>	<i>888</i>	<i>411</i>	<i>1849</i>	<i>457</i>	<i>1142</i>	<i>558</i>	<i>286</i>	<i>378</i>	<i>53</i>
<b>A10:</b> During how many years (if any) have you participated in each of the following types of organized activities or groups?																
<b>A10A:</b> School newspaper or yearbook																
1. None	72.4	80.7	64.7	70.6	78.7	63.6	71.0	78.2	73.3	69.4	83.3	70.0	75.9	72.2	72.2	86.6
2. A year or less	18.5	13.6	23.1	18.6	17.0	22.5	18.5	15.4	19.9	20.2	12.1	19.3	16.8	20.0	18.8	9.4
3. 2-3 years	7.3	4.2	10.1	8.7	2.3	10.4	8.3	5.6	5.3	8.1	4.0	8.2	6.2	6.8	7.2	4.0
4. 4-5 years	1.6	1.2	1.9	2.0	0.8	3.1	1.3	0.8	1.5	2.0	0.3	2.2	0.8	1.0	1.4	-
5. 6 or more	0.3	0.3	0.2	0.1	1.1	0.3	0.8	*	-	0.2	0.3	0.3	0.2	-	0.4	-
<i>Item 23380 Subject B11</i>	<i>N 2450</i>	<i>1122</i>	<i>1245</i>	<i>1690</i>	<i>260</i>	<i>516</i>	<i>643</i>	<i>885</i>	<i>406</i>	<i>1840</i>	<i>457</i>	<i>1140</i>	<i>553</i>	<i>285</i>	<i>376</i>	<i>53</i>
<b>A10B:</b> Music or other performing arts in school																
1. None	43.3	53.5	33.2	42.1	42.8	44.4	36.1	46.6	46.3	39.4	58.3	38.3	47.2	49.2	45.9	45.5
2. A year or less	15.9	14.2	17.3	14.0	21.8	16.6	15.8	14.5	18.4	16.2	14.4	16.7	14.2	14.5	17.6	14.8
3. 2-3 years	17.8	15.6	20.6	17.9	16.9	16.1	16.6	19.9	17.3	19.3	12.0	18.8	15.6	15.5	19.3	26.2
4. 4-5 years	8.9	6.3	11.4	9.3	8.4	7.9	13.6	7.0	6.7	9.2	6.3	9.9	9.6	8.5	5.4	5.7
5. 6 or more	14.2	10.4	17.5	16.7	10.2	15.1	18.0	12.1	11.3	15.9	8.9	16.3	13.4	12.4	11.7	7.9
<i>Item 23390 Subject B11</i>	<i>N 2451</i>	<i>1122</i>	<i>1244</i>	<i>1692</i>	<i>260</i>	<i>516</i>	<i>644</i>	<i>885</i>	<i>407</i>	<i>1839</i>	<i>457</i>	<i>1141</i>	<i>554</i>	<i>284</i>	<i>377</i>	<i>53</i>
<b>A10C:</b> Music or other performing arts outside of school																
1. None	60.9	67.0	55.1	60.7	57.3	62.6	61.8	60.7	57.7	57.2	74.7	58.3	63.1	66.1	61.1	60.7
2. A year or less	11.6	10.2	12.7	11.3	11.6	8.0	13.4	9.5	17.7	11.8	9.8	12.1	11.1	10.0	10.6	20.5
3. 2-3 years	9.6	9.3	10.2	10.1	8.3	11.4	8.6	9.2	9.7	10.2	8.1	10.4	8.5	9.0	9.1	5.6
4. 4-5 years	5.4	4.0	6.7	5.2	7.6	6.9	5.6	4.7	4.7	5.8	3.3	5.8	4.8	4.6	5.9	4.5
5. 6 or more	12.5	9.5	15.4	12.8	15.1	11.1	10.6	15.9	10.2	14.9	4.1	13.4	12.5	10.4	13.3	8.7
<i>Item 23400 Subject B11</i>	<i>N 2450</i>	<i>1120</i>	<i>1245</i>	<i>1690</i>	<i>261</i>	<i>517</i>	<i>643</i>	<i>885</i>	<i>406</i>	<i>1839</i>	<i>457</i>	<i>1141</i>	<i>552</i>	<i>284</i>	<i>376</i>	<i>53</i>



QUESTIONNAIRE FORM 6 1996	TOTAL	SEX		RACE		REGION				COLLEGE PLANS?		ILLCIT DRUG USE: LIFETIME				
		M	F	White	Black	NE	NC	S	W	Yes	No	None	Mari- juana Only	Few Pills	More Pills	Any Her- oin
<i>N (Weighted No. of Cases):</i>	2484	1128	1261	1702	267	523	652	895	415	1859	460	1153	559	287	378	53
<i>% of Weighted Total:</i>	100.0	45.4	50.8	68.5	10.7	21.1	26.2	36.0	16.7	74.8	18.5	46.4	22.5	11.6	15.2	2.1
<b>A10D: School athletic teams</b>																
1. None	31.4	25.5	36.3	29.6	31.5	32.8	23.6	36.1	31.9	29.2	38.5	31.7	26.1	36.3	32.3	39.8
2. A year or less	13.8	12.4	15.2	13.2	17.8	13.1	14.8	13.6	13.8	11.7	20.9	12.2	16.0	15.3	14.3	18.0
3. 2-3 years	17.6	18.4	17.3	17.1	18.7	18.3	16.8	17.5	18.6	17.4	18.5	16.2	19.9	15.7	19.5	16.2
4. 4-5 years	14.7	15.7	13.9	15.3	14.5	14.5	15.1	14.3	14.9	16.3	9.4	16.4	14.1	10.3	14.8	8.2
5. 6 or more	22.4	28.0	17.3	24.9	17.5	21.3	29.7	18.5	20.9	25.4	12.8	23.5	23.9	22.4	19.1	17.9
<i>Item 23410 Subject B11</i>	<i>N</i> 2442	1116	1239	1681	261	515	641	880	406	1831	456	1133	553	281	376	53
<b>A10E: Organized sports outside school (Little League, etc.)</b>																
1. None	38.8	26.7	49.6	33.7	52.2	39.7	36.0	40.1	39.4	35.8	49.2	41.3	35.9	41.1	32.4	37.5
2. A year or less	11.1	11.8	10.7	10.3	14.7	12.4	11.4	10.9	9.6	10.9	12.4	11.3	9.7	12.9	12.2	3.3
3. 2-3 years	15.6	15.6	15.9	16.3	13.1	15.9	14.1	16.3	16.0	16.4	11.3	15.0	17.0	10.5	19.7	18.2
4. 4-5 years	8.2	9.8	6.9	9.4	7.7	9.0	8.8	7.9	7.2	8.6	6.8	8.9	8.6	5.7	8.1	7.0
5. 6 or more	26.2	36.2	16.9	30.3	12.3	23.0	29.8	24.8	27.7	28.3	20.3	23.5	29.0	29.9	27.5	34.0
<i>Item 23420 Subject B11</i>	<i>N</i> 2449	1122	1242	1690	260	518	641	885	406	1837	457	1141	552	284	377	53
<b>A10F: Academic clubs</b>																
1. None	62.9	66.6	59.1	61.0	71.1	66.7	69.0	56.9	61.5	56.7	83.8	57.5	68.2	64.5	69.6	62.6
2. A year or less	14.8	15.5	14.7	14.4	15.4	14.6	12.2	15.0	18.9	16.8	7.5	14.9	13.2	15.8	14.3	30.4
3. 2-3 years	14.5	12.3	16.5	15.7	8.3	12.8	11.8	17.8	13.7	16.8	7.1	17.9	12.5	11.9	11.5	-
4. 4-5 years	5.6	3.6	7.7	6.6	2.9	3.8	4.8	7.4	5.5	7.1	1.0	6.7	4.9	5.8	3.9	3.5
5. 6 or more	2.1	2.0	2.1	2.3	2.3	2.1	2.2	2.9	0.4	2.6	0.6	3.0	1.2	2.1	0.8	3.5
<i>Item 23430 Subject B11</i>	<i>N</i> 2436	1114	1236	1678	257	513	639	877	407	1827	456	1135	549	280	376	53
<b>A10G: Other school clubs or activities</b>																
1. None	33.4	41.7	25.2	30.2	40.3	36.3	31.0	33.3	34.0	27.1	55.5	28.5	35.4	38.6	36.7	55.6
2. A year or less	19.3	20.9	17.8	17.6	20.5	18.0	19.2	16.3	27.8	19.4	17.8	19.0	23.0	17.7	18.0	7.8
3. 2-3 years	24.6	22.8	26.7	26.0	21.7	22.6	25.0	26.0	23.7	27.5	13.5	24.2	23.6	29.4	23.8	26.8
4. 4-5 years	15.8	10.5	21.4	18.4	12.5	13.0	19.0	18.4	8.8	18.2	9.3	19.0	12.0	12.8	16.4	6.4
5. 6 or more	6.8	4.1	9.0	7.8	5.0	10.1	5.9	6.0	5.6	7.8	4.0	9.2	6.1	1.5	5.1	3.5
<i>Item 23440 Subject B11</i>	<i>N</i> 2452	1119	1248	1687	263	515	642	885	410	1842	456	1142	554	285	375	53
<b>A10H: Student council or government</b>																
1. None	71.5	77.3	66.0	69.3	72.9	73.9	68.6	70.7	74.8	67.5	86.2	69.3	73.9	71.9	74.7	67.7
2. A year or less	14.0	12.5	15.6	14.0	16.1	10.0	16.9	14.8	13.1	15.4	7.9	14.3	14.2	14.2	13.1	13.7
3. 2-3 years	9.2	6.7	11.7	11.1	6.5	10.2	8.5	9.4	8.5	11.1	3.2	10.4	7.7	10.2	7.2	10.6
4. 4-5 years	3.9	2.6	5.0	4.0	3.7	4.4	3.9	4.2	2.3	4.3	2.1	4.7	3.3	3.0	2.4	4.5
5. 6 or more	1.4	0.9	1.7	1.6	0.7	1.5	2.0	0.9	1.3	1.7	0.5	1.3	0.9	0.7	2.6	3.5
<i>Item 23450 Subject B11</i>	<i>N</i> 2450	1119	1244	1690	260	516	642	884	408	1839	456	1139	553	283	377	53
<b>A10I: Vocational clubs (4-H, Future Farmers, Future Teachers, etc.)</b>																
1. None	72.1	76.2	68.6	72.1	62.6	81.1	69.0	64.6	81.9	73.0	65.7	69.6	78.3	74.1	68.2	81.4
2. A year or less	11.7	10.6	12.8	10.8	16.1	7.6	12.9	14.2	9.5	11.9	11.6	12.0	10.1	14.5	12.7	6.3
3. 2-3 years	9.2	6.8	11.3	9.2	16.2	5.5	9.9	13.3	3.9	8.2	14.0	9.6	7.5	7.1	11.5	5.4
4. 4-5 years	3.5	4.1	2.8	3.6	3.6	2.6	3.5	4.9	1.5	2.8	6.5	4.0	2.2	2.2	4.3	3.5
5. 6 or more	3.5	2.3	4.5	4.2	1.5	3.1	4.7	3.0	3.2	4.1	2.1	4.8	1.9	2.2	3.3	3.5
<i>Item 23460 Subject B11</i>	<i>N</i> 2450	1121	1242	1687	261	516	644	884	407	1838	457	1142	551	283	377	53
<b>A10J: Hobby clubs (photography, model building, etc.)</b>																
1. None	72.2	71.0	73.6	73.2	74.7	71.2	73.6	73.6	68.4	71.1	76.2	75.0	72.6	70.6	65.2	63.6
2. A year or less	13.9	14.0	13.8	13.3	12.5	14.6	12.9	13.7	15.2	14.0	13.8	12.3	11.3	19.6	17.8	19.5
3. 2-3 years	8.7	8.6	8.9	8.9	7.0	8.5	7.9	7.9	11.7	9.8	5.3	6.7	11.8	5.5	12.7	8.5
4. 4-5 years	1.9	2.3	1.3	1.6	1.9	1.6	1.8	1.9	2.4	2.1	0.8	2.4	1.2	2.7	1.0	-
5. 6 or more	3.3	4.1	2.4	3.0	4.0	4.1	3.7	2.9	2.3	3.0	4.0	3.6	3.0	1.6	3.4	8.4
<i>Item 23470 Subject B11</i>	<i>N</i> 2442	1113	1244	1686	259	514	641	879	408	1830	457	1136	551	284	374	53
<b>A10K: Scouting (including Cubs, Brownies, etc.)</b>																
1. None	60.7	64.6	56.7	52.8	77.1	61.1	54.1	63.0	65.8	56.8	71.8	61.1	62.7	61.2	54.0	67.0
2. A year or less	10.2	9.2	11.2	10.9	10.4	9.8	11.0	10.2	9.4	10.6	9.1	10.1	8.5	8.8	13.3	14.7
3. 2-3 years	17.7	14.5	21.1	21.3	9.9	16.9	20.5	17.1	15.6	20.0	11.1	16.8	19.4	16.5	21.8	7.2
4. 4-5 years	6.5	6.0	6.8	8.5	1.7	7.4	8.5	5.8	3.7	7.0	5.2	6.2	5.2	9.2	7.2	7.6
5. 6 or more	4.8	5.7	4.1	6.5	0.9	4.7	5.9	3.8	5.5	5.6	2.9	5.9	4.2	4.3	3.8	3.5
<i>Item 23480 Subject B11</i>	<i>N</i> 2446	1119	1243	1687	260	514	644	880	408	1834	457	1140	551	284	374	53



## MONITORING THE FUTURE

QUESTIONNAIRE FORM 6 1996	TOTAL	SEX		RACE		REGION				COLLEGE PLANS?		ILLCIT DRUG USE: LIFETIME					
		M	F	White	Black	NE	NC	S	W	Yes	No	None	Mari- juana Only	Few Pills	More Pills	Any Her- oin	
<i>N (Weighted No. of Cases):</i>	2484	1128	1261	1702	267	523	652	895	415	1859	460	1153	559	287	378	53	
<i>% of Weighted Total:</i>	100.0	45.4	50.8	68.5	10.7	21.1	26.2	36.0	16.7	74.8	18.5	46.4	22.5	11.6	15.2	2.1	
<b>A10L:</b> Boys Clubs/Girls Clubs																	
1. None	87.6	87.8	87.9	89.7	77.0	87.8	86.6	88.1	87.9	88.2	86.6	88.5	89.1	83.8	86.6	87.3	
2. A year or less	5.9	6.1	5.9	4.7	12.9	7.2	5.5	6.1	4.6	5.8	5.8	5.6	5.4	8.8	6.0	4.3	
3. 2-3 years	4.1	3.3	4.6	3.7	6.4	4.0	3.7	4.0	5.2	4.0	4.4	4.0	3.1	4.2	6.2	1.4	
4. 4-5 years	0.9	1.0	0.6	0.7	1.1	0.6	1.8	0.5	0.6	0.5	1.9	0.7	0.5	1.9	0.7	-	
5. 6 or more	1.5	1.8	0.9	1.3	2.6	0.4	2.3	1.3	1.7	1.5	1.3	1.3	1.8	1.2	0.5	7.0	
<i>Item 23490 Subject B11</i>	<i>N</i>	<i>2441</i>	<i>1116</i>	<i>1241</i>	<i>1683</i>	<i>260</i>	<i>512</i>	<i>641</i>	<i>880</i>	<i>408</i>	<i>1831</i>	<i>457</i>	<i>1137</i>	<i>548</i>	<i>285</i>	<i>375</i>	<i>53</i>
<b>A10M:</b> Other community youth organizations																	
1. None	59.2	63.7	54.4	58.1	57.0	60.3	60.6	56.9	60.5	55.3	71.4	55.5	60.4	64.2	62.5	60.7	
2. A year or less	17.3	16.0	18.8	17.9	15.5	15.2	17.1	17.3	20.2	18.7	13.1	17.9	17.4	16.2	17.6	8.6	
3. 2-3 years	13.7	12.4	15.0	14.0	14.6	12.6	14.1	14.3	13.3	15.2	10.1	14.9	13.3	11.4	13.6	13.9	
4. 4-5 years	4.7	2.8	6.4	5.0	4.7	5.9	4.5	5.5	1.5	5.2	2.9	5.3	3.9	5.9	3.6	3.2	
5. 6 or more	5.1	5.0	5.4	5.1	8.2	6.0	3.7	6.0	4.4	5.7	2.6	6.4	5.0	2.4	2.8	13.6	
<i>Item 23500 Subject B11</i>	<i>N</i>	<i>2423</i>	<i>1108</i>	<i>1234</i>	<i>1673</i>	<i>256</i>	<i>511</i>	<i>641</i>	<i>870</i>	<i>400</i>	<i>1823</i>	<i>450</i>	<i>1128</i>	<i>544</i>	<i>280</i>	<i>374</i>	<i>53</i>
<b>A10N:</b> Church youth groups																	
1. None	44.6	51.9	37.3	43.0	41.3	56.5	46.6	38.2	40.3	41.4	54.2	41.6	48.4	44.5	45.2	56.2	
2. A year or less	15.2	13.1	17.4	13.9	16.8	14.9	16.5	13.8	16.4	15.3	15.4	14.9	14.4	13.5	18.3	11.2	
3. 2-3 years	15.7	13.9	16.9	16.6	12.7	14.0	15.5	15.8	17.7	16.3	13.2	14.0	15.5	19.5	18.3	16.2	
4. 4-5 years	8.6	6.0	11.4	10.0	7.7	6.2	8.0	11.5	6.5	9.5	6.5	8.1	9.5	11.3	8.2	4.2	
5. 6 or more	16.0	15.1	16.9	16.5	21.5	8.5	13.4	20.7	19.1	17.5	10.7	21.4	12.2	11.2	9.9	12.1	
<i>Item 23510 Subject B11, G</i>	<i>N</i>	<i>2436</i>	<i>1111</i>	<i>1240</i>	<i>1679</i>	<i>260</i>	<i>506</i>	<i>641</i>	<i>878</i>	<i>410</i>	<i>1830</i>	<i>455</i>	<i>1137</i>	<i>546</i>	<i>283</i>	<i>373</i>	<i>53</i>
<b>A10O:</b> Regular part-time job (during school year)																	
1. None	22.1	22.7	20.7	19.3	24.8	21.9	17.9	23.0	27.1	22.4	20.3	27.2	16.5	19.0	17.1	13.1	
2. A year or less	26.2	22.4	30.2	24.0	35.6	26.0	21.0	30.6	25.2	27.0	23.1	29.5	24.9	23.7	19.9	25.3	
3. 2-3 years	36.9	38.9	35.8	41.1	27.7	35.2	44.8	33.3	34.5	36.6	38.6	30.0	42.4	37.9	48.3	46.9	
4. 4-5 years	9.6	9.6	9.8	10.6	7.2	9.8	11.6	8.2	9.1	9.1	12.0	8.5	9.8	14.8	9.3	9.7	
5. 6 or more	5.2	6.5	3.6	5.0	4.6	7.1	4.8	4.9	4.0	4.8	5.9	4.8	6.4	4.5	5.4	5.0	
<i>Item 23520 Subject B11, C01</i>	<i>N</i>	<i>2447</i>	<i>1117</i>	<i>1245</i>	<i>1687</i>	<i>262</i>	<i>514</i>	<i>644</i>	<i>880</i>	<i>410</i>	<i>1838</i>	<i>458</i>	<i>1140</i>	<i>551</i>	<i>285</i>	<i>375</i>	<i>53</i>
<b>A11:</b> Have you ever had to repeat a grade in school?																	
1. No	86.2	81.4	91.6	89.3	81.5	85.1	89.6	82.0	91.3	89.1	79.1	89.8	84.8	82.5	83.8	80.6	
2. Yes, one time	12.6	16.9	7.8	10.1	17.5	13.2	9.8	16.4	8.1	10.0	18.6	9.8	13.5	14.5	15.3	15.0	
3. Yes, two or more times	1.2	1.7	0.6	0.6	1.1	1.7	0.7	1.6	0.6	0.8	2.4	0.4	1.7	3.1	0.8	4.4	
<i>Item 23530 Subject B01</i>	<i>N</i>	<i>2451</i>	<i>1117</i>	<i>1248</i>	<i>1690</i>	<i>261</i>	<i>516</i>	<i>645</i>	<i>882</i>	<i>408</i>	<i>1839</i>	<i>457</i>	<i>1138</i>	<i>555</i>	<i>286</i>	<i>376</i>	<i>53</i>
<b>A12:</b> Did you ever attend summer school to make up for poor grades or to keep from being held back?																	
1. No	77.9	73.1	83.8	84.0	64.6	76.2	82.9	77.1	74.2	82.8	64.7	84.3	77.2	71.5	70.4	59.3	
2. Yes, one summer	15.7	18.6	12.0	11.9	25.3	14.6	13.2	18.1	16.1	12.9	22.2	11.3	17.0	19.1	20.7	26.6	
3. Yes, two summers	4.0	5.0	2.6	2.6	7.8	5.7	2.7	3.3	5.3	2.6	9.2	2.7	4.5	6.1	4.5	5.9	
4. Yes, three or more summers	2.4	3.3	1.5	1.5	2.3	3.5	1.2	1.6	4.4	1.6	3.9	1.8	1.3	3.2	4.3	8.3	
<i>Item 23540 Subject B01</i>	<i>N</i>	<i>2454</i>	<i>1119</i>	<i>1249</i>	<i>1690</i>	<i>262</i>	<i>516</i>	<i>645</i>	<i>882</i>	<i>410</i>	<i>1843</i>	<i>455</i>	<i>1139</i>	<i>555</i>	<i>286</i>	<i>376</i>	<i>53</i>
<b>A13:</b> Have you ever been suspended or expelled from school?																	
1. No	74.7	65.3	84.4	79.4	56.4	77.4	74.4	72.9	75.8	79.2	63.8	86.0	68.0	74.3	57.3	50.7	
2. Yes, one time	15.4	19.3	11.4	12.5	24.9	12.4	16.0	16.7	15.4	13.4	18.0	10.0	18.2	15.4	23.9	25.9	
3. Yes, two or more times	9.9	15.4	4.2	8.0	18.7	10.2	9.6	10.4	8.9	7.4	18.2	3.9	13.8	10.2	18.9	23.4	
<i>Item 25140 Subject B07</i>	<i>N</i>	<i>2453</i>	<i>1119</i>	<i>1249</i>	<i>1690</i>	<i>262</i>	<i>516</i>	<i>645</i>	<i>883</i>	<i>409</i>	<i>1841</i>	<i>456</i>	<i>1141</i>	<i>554</i>	<i>286</i>	<i>375</i>	<i>53</i>
<b>A14:</b> During the LAST FOUR WEEKS, on how many days (if any) did you carry a gun to school?																	
1. None	96.8	93.8	99.7	97.7	95.6	96.8	97.1	96.4	97.2	98.1	92.8	98.6	97.1	97.6	94.4	80.8	
2. One day	0.8	1.4	0.1	0.7	0.7	0.6	0.8	0.8	1.0	0.4	2.4	0.2	0.4	0.9	1.5	6.1	
3. Two days	0.4	0.6	0.1	0.1	0.5	0.6	0.2	0.4	0.2	0.2	1.2	0.1	0.1	0.3	1.6	-	
4. 3-5 days	0.2	0.4	-	0.1	0.7	0.2	0.4	0.2	-	0.1	0.4	0.1	0.3	-	0.5	0.9	
5. 6-9 days	0.2	0.3	0.1	0.1	0.2	0.1	0.4	0.1	-	0.1	0.4	-	0.2	0.4	0.2	-	
6. 10 or more days	1.7	3.6	0.1	1.3	2.2	1.7	1.2	2.1	1.6	1.2	2.9	1.1	1.9	0.8	1.8	12.2	
<i>Item 29590 Subject B07, S01</i>	<i>N</i>	<i>2456</i>	<i>1121</i>	<i>1249</i>	<i>1692</i>	<i>262</i>	<i>516</i>	<i>645</i>	<i>885</i>	<i>410</i>	<i>1843</i>	<i>458</i>	<i>1141</i>	<i>555</i>	<i>286</i>	<i>376</i>	<i>53</i>



DESCRIPTIVE RESULTS: 1996

221

QUESTIONNAIRE FORM 6 1996	TOTAL	SEX		RACE		REGION				COLLEGE PLANS?		ILLICIT DRUG USE: LIFETIME				
		M	F	White	Black	NE	NC	S	W	Yes	No	None	Mari- juana Only	Few Pills	More Pills	Any Her- oin
<i>N (Weighted No. of Cases):</i> <i>% of Weighted Total:</i>	2484 100.0	1128 45.4	1261 50.8	1702 68.5	267 10.7	523 21.1	652 26.2	895 36.0	415 16.7	1859 74.8	460 18.5	1153 46.4	559 22.5	287 11.6	378 15.2	53 2.1
<b>A15:</b> During the past 12 months, has anyone made an offer at school to sell or give you an illegal drug (or actually sold or given you one at school)?																
1. No	65.6	52.9	77.7	64.7	72.2	66.2	67.7	67.2	58.4	67.6	59.9	87.4	53.1	52.1	35.1	16.4
2. Yes	34.4	47.1	22.3	35.3	27.8	33.8	32.3	32.8	41.6	32.4	40.1	12.6	46.9	47.9	64.9	83.6
<i>Item 25820 Subject A03a</i>	<i>N</i> 2456	1120	1249	1692	262	516	645	885	410	1843	458	1141	554	286	376	53
<b>A16:</b> In your present school, how vigorous are the teachers and administrators in their attempts to prevent students from . . .																
<b>A16A:</b> Smoking?																
1. Not at all	12.4	14.6	10.7	11.4	15.6	8.9	16.6	10.2	15.2	11.9	13.6	12.2	11.2	12.5	15.2	5.4
2. Slightly	18.7	19.6	18.0	20.3	16.2	17.8	22.6	16.5	18.4	19.1	17.0	18.0	19.6	19.4	17.3	34.0
3. Somewhat	20.7	18.7	22.7	22.5	11.5	21.9	20.6	20.6	19.7	21.9	18.0	22.6	21.1	19.2	17.4	15.9
4. Fairly vigorous	20.8	19.0	22.7	22.7	15.1	23.3	17.5	22.9	18.6	22.0	17.5	19.3	19.4	24.1	25.5	22.1
5. Very vigorous	17.0	17.8	15.9	15.0	24.3	22.8	12.0	19.0	13.5	16.1	19.4	15.4	20.4	14.7	17.5	18.7
8. Don't know	10.3	10.2	10.0	8.1	17.3	5.3	10.8	10.8	14.7	9.0	14.5	12.6	8.3	10.2	7.1	3.9
<i>Item 23550 Subject A10a, B01</i>	<i>N</i> 2454	1120	1249	1691	262	516	643	886	409	1842	457	1141	555	286	377	51
<b>A16B:</b> Drinking?																
1. Not at all	11.5	13.3	10.0	10.9	13.1	11.2	11.3	10.6	14.3	10.4	14.1	11.8	11.7	7.4	11.6	20.9
2. Slightly	17.9	19.3	16.2	19.7	13.4	17.3	23.2	13.8	19.0	18.4	16.8	17.7	17.5	17.1	21.1	8.3
3. Somewhat	17.1	14.1	20.3	18.1	12.5	15.5	16.1	20.3	13.7	18.4	11.8	17.3	18.1	15.2	16.7	20.1
4. Fairly vigorous	17.1	16.3	17.9	17.9	12.8	20.0	17.6	15.1	16.7	18.4	13.1	17.0	16.5	22.4	16.1	13.4
5. Very vigorous	20.3	21.2	19.5	19.4	26.0	22.3	16.4	24.3	15.0	19.6	22.1	19.2	21.8	18.6	21.6	15.3
8. Don't know	16.2	15.7	16.2	13.9	22.2	13.7	15.3	15.9	21.3	14.7	22.0	17.1	14.3	19.3	12.9	22.0
<i>Item 23560 Subject A10a, B01</i>	<i>N</i> 2453	1119	1249	1689	261	515	644	885	409	1841	456	1140	554	286	376	53
<b>A16C:</b> Drug use?																
1. Not at all	8.8	9.5	8.1	8.3	9.1	8.9	9.5	8.5	8.4	8.2	9.7	9.3	8.1	6.0	9.3	10.5
2. Slightly	14.0	14.5	13.7	15.0	12.9	16.5	13.8	10.4	18.8	13.9	13.5	13.2	12.6	18.2	15.5	18.2
3. Somewhat	16.0	12.8	18.6	17.1	12.9	16.0	15.9	17.7	12.2	16.4	14.0	15.1	21.1	12.0	13.2	23.2
4. Fairly vigorous	17.7	18.7	17.1	19.1	12.9	16.8	20.9	16.0	17.6	18.6	16.5	17.7	16.9	19.4	19.9	7.1
5. Very vigorous	29.1	31.3	27.4	28.5	32.7	31.1	25.2	34.1	21.9	29.0	31.1	29.1	29.7	26.4	30.5	24.9
8. Don't know	14.4	13.2	15.1	12.1	19.5	10.7	14.6	13.3	21.1	13.8	15.2	15.5	11.7	17.9	11.7	16.0
<i>Item 23570 Subject A10a, B01</i>	<i>N</i> 2449	1115	1249	1688	261	515	641	885	409	1840	456	1137	554	286	377	51
<b>A17:</b> How severe do you think the consequences would be for a student in your school who gets caught . . .																
<b>A17A:</b> Smoking?																
1. No consequences	5.9	7.2	4.9	5.9	5.1	5.9	6.7	4.6	7.5	6.1	5.7	5.1	5.0	5.5	9.9	5.1
2. Mild	36.7	36.6	36.9	39.9	24.3	38.1	38.2	32.6	41.5	36.8	35.2	34.6	38.4	37.8	41.8	26.1
3. Moderate	35.3	34.9	36.3	38.4	28.8	37.5	34.5	40.0	23.8	36.1	34.9	34.6	35.9	36.1	33.6	61.2
4. Severe	15.6	15.5	15.5	12.4	30.1	14.0	14.3	17.2	16.3	14.9	17.2	16.7	17.1	14.3	11.8	6.9
8. Don't know	6.4	5.9	6.4	3.3	11.7	4.5	6.2	5.6	10.9	6.0	7.1	8.9	3.5	6.3	2.8	0.8
<i>Item 23580 Subject A10a, B01</i>	<i>N</i> 2456	1120	1251	1691	263	518	642	886	410	1844	457	1140	556	287	378	51
<b>A17B:</b> Using (or possessing) alcohol?																
1. No consequences	1.0	1.3	0.5	0.6	1.2	1.7	1.4	0.4	1.0	0.9	1.9	1.1	0.9	0.5	0.9	4.2
2. Mild	8.0	8.3	7.6	8.1	6.9	7.9	8.4	6.3	11.2	7.7	6.6	7.7	6.1	8.8	9.4	10.3
3. Moderate	31.0	29.3	32.3	33.7	23.2	29.1	33.5	30.9	29.4	32.1	28.6	32.5	27.4	27.4	36.8	22.8
4. Severe	50.9	52.6	50.4	50.5	57.0	51.7	47.5	54.9	46.4	50.5	53.4	47.6	57.6	54.5	48.3	58.5
8. Don't know	9.1	8.4	9.2	7.1	11.7	9.6	9.1	7.5	12.0	8.8	9.5	11.1	8.0	8.8	4.6	4.2
<i>Item 23590 Subject A10a, B01</i>	<i>N</i> 2457	1122	1250	1691	263	516	642	889	410	1848	454	1137	558	287	378	53
<b>A17C:</b> Using (or possessing) an illegal drug?																
1. No consequences	1.1	1.7	0.2	0.6	1.5	1.6	1.3	0.7	1.0	0.7	2.5	0.9	1.0	0.5	1.6	4.3
2. Mild	2.9	2.3	3.4	3.0	2.2	3.1	2.3	3.0	3.2	2.6	3.6	3.4	1.8	1.8	3.4	1.6
3. Moderate	11.9	11.9	11.9	13.3	8.4	12.3	12.0	11.3	12.5	12.3	9.8	12.2	9.1	13.7	14.9	12.5
4. Severe	75.0	74.5	76.2	75.9	76.1	74.2	75.7	78.5	67.0	76.3	72.0	72.6	80.1	74.8	75.4	74.6
8. Don't know	9.2	9.6	8.4	7.2	11.8	8.8	8.8	6.5	16.2	8.0	12.1	10.9	8.1	9.2	4.7	6.9
<i>Item 23600 Subject A10a, B01</i>	<i>N</i> 2455	1120	1252	1691	263	516	641	888	410	1846	454	1139	558	287	377	51



QUESTIONNAIRE FORM 6 1996	TOTAL	SEX		RACE		REGION				COLLEGE PLANS?		ILLCIT DRUG USE: LIFETIME				
		M	F	White	Black	NE	NC	S	W	Yes	No	None	Mari- juana Only	Few Pills	More Pills	Any Her- oin
<i>N (Weighted No. of Cases):</i>	2484	1128	1261	1702	267	523	652	895	415	1859	460	1153	559	287	378	53
<i>% of Weighted Total:</i>	100.0	45.4	50.8	68.5	10.7	21.1	26.2	36.0	16.7	74.8	18.5	46.4	22.5	11.6	15.2	2.1
<b>A18:</b> This section deals with activities which may be against the rules or against the law. We hope you will answer all of these questions. However, if you find a question which you cannot answer honestly, we would prefer that you leave it blank. Remember, your answers will never be connected with your name.  During the LAST 12 MONTHS, how often have you . . .																
<b>A18A:</b> Argued or had a fight with either of your parents																
1. Not at all	14.4	17.3	11.1	9.5	35.2	12.9	11.4	17.5	14.3	13.4	16.6	19.2	11.7	7.5	8.0	8.4
2. Once	11.5	13.8	8.9	11.5	12.4	9.5	12.8	11.7	11.9	11.1	13.3	12.2	13.9	11.4	6.1	7.5
3. Twice	14.5	15.2	14.3	14.4	12.5	14.0	13.9	14.8	15.7	14.4	13.1	16.8	13.6	14.6	10.6	4.5
4. 3 or 4 times	20.1	18.1	21.8	21.8	11.5	21.6	19.7	19.8	19.5	20.9	18.2	20.1	19.7	21.3	20.5	23.1
5. 5 or more times	39.4	35.5	43.9	42.8	28.4	42.0	42.3	36.2	38.6	40.3	38.8	31.8	41.1	45.1	54.7	56.5
<i>Item 6520 Subject M03, S01</i>	<i>N 2454</i>	<i>1121</i>	<i>1247</i>	<i>1687</i>	<i>263</i>	<i>515</i>	<i>644</i>	<i>889</i>	<i>406</i>	<i>1843</i>	<i>456</i>	<i>1136</i>	<i>556</i>	<i>286</i>	<i>378</i>	<i>53</i>
<b>A18B:</b> Hit an instructor or supervisor																
1. Not at all	97.6	96.1	99.4	98.0	98.4	97.0	97.5	97.6	98.7	98.7	93.7	98.3	97.7	98.1	97.2	85.2
2. Once	1.0	1.5	0.5	1.0	1.3	1.2	1.0	1.2	0.5	0.5	2.5	0.8	0.9	1.1	1.6	3.9
3. Twice	0.5	1.1	-	0.7	-	0.5	0.6	0.4	0.4	0.3	1.4	0.4	0.3	0.4	0.5	3.2
4. 3 or 4 times	0.3	0.5	0.1	0.2	-	0.4	0.3	0.4	0.2	0.2	0.5	0.4	0.2	0.3	-	3.5
5. 5 or more times	0.5	0.8	0.1	0.2	0.3	0.9	0.5	0.5	0.3	0.3	1.8	0.2	1.0	-	0.7	4.2
<i>Item 6530 Subject M02, S01</i>	<i>N 2463</i>	<i>1125</i>	<i>1253</i>	<i>1694</i>	<i>263</i>	<i>519</i>	<i>645</i>	<i>889</i>	<i>410</i>	<i>1850</i>	<i>458</i>	<i>1142</i>	<i>558</i>	<i>287</i>	<i>378</i>	<i>53</i>
<b>A18C:</b> Gotten into a serious fight in school or at work																
1. Not at all	86.0	79.8	92.1	86.8	86.1	85.9	86.2	86.5	84.6	87.8	80.7	92.1	82.4	82.6	79.3	65.1
2. Once	8.5	10.8	6.1	8.5	8.4	7.5	7.9	7.9	11.9	8.0	9.6	5.5	11.5	10.8	10.7	10.7
3. Twice	2.7	4.9	0.8	2.6	2.2	2.0	3.4	2.9	2.3	2.4	3.8	1.0	2.9	4.2	4.6	16.6
4. 3 or 4 times	1.8	2.6	0.9	1.3	2.7	2.2	2.0	1.6	1.1	1.2	3.2	0.7	1.6	1.8	4.6	1.0
5. 5 or more times	1.1	2.0	0.1	0.8	0.7	2.4	0.5	1.1	0.2	0.7	2.8	0.7	1.6	0.6	0.7	6.6
<i>Item 6540 Subject B07, C01, S01</i>	<i>N 2457</i>	<i>1121</i>	<i>1252</i>	<i>1692</i>	<i>263</i>	<i>519</i>	<i>645</i>	<i>885</i>	<i>408</i>	<i>1844</i>	<i>458</i>	<i>1142</i>	<i>556</i>	<i>287</i>	<i>376</i>	<i>53</i>
<b>A18D:</b> Taken part in a fight where a group of your friends were against another group																
1. Not at all	82.9	75.7	89.7	83.9	82.8	82.8	83.0	84.2	80.0	84.7	76.6	90.4	80.9	80.8	68.3	63.5
2. Once	8.0	10.7	5.8	8.0	6.9	8.4	7.4	7.0	10.5	7.9	8.9	5.5	9.6	10.7	10.6	11.1
3. Twice	4.0	5.4	2.8	4.1	4.9	3.0	4.7	4.2	4.0	3.5	5.3	1.7	4.3	4.2	10.3	5.7
4. 3 or 4 times	3.2	4.9	1.5	2.5	4.0	3.7	3.5	2.4	3.9	2.7	5.6	1.6	3.1	3.0	7.5	5.6
5. 5 or more times	1.9	3.3	0.2	1.4	1.4	2.2	1.4	2.2	1.6	1.2	3.6	0.8	2.1	1.3	3.3	14.2
<i>Item 6550 Subject S01</i>	<i>N 2460</i>	<i>1123</i>	<i>1253</i>	<i>1692</i>	<i>263</i>	<i>519</i>	<i>645</i>	<i>887</i>	<i>409</i>	<i>1847</i>	<i>458</i>	<i>1142</i>	<i>556</i>	<i>287</i>	<i>378</i>	<i>53</i>
<b>A18E:</b> Hurt someone badly enough to need bandages or a doctor																
1. Not at all	89.3	81.9	97.0	91.3	88.2	88.4	89.9	90.2	87.8	91.7	82.7	94.5	87.5	91.7	80.4	55.0
2. Once	5.5	8.6	2.2	4.9	6.7	6.5	5.0	5.0	5.8	4.6	7.8	3.0	7.7	5.2	7.5	24.4
3. Twice	2.6	4.4	0.6	2.0	2.4	2.7	2.8	1.9	3.4	1.9	4.5	1.3	2.4	2.4	5.8	6.2
4. 3 or 4 times	1.4	2.6	0.1	1.1	1.3	1.2	1.5	1.6	1.4	0.6	3.9	0.6	1.9	0.2	3.5	5.9
5. 5 or more times	1.2	2.5	0.1	0.6	1.3	1.2	0.7	1.3	1.6	1.2	1.2	0.7	0.6	0.6	2.7	8.4
<i>Item 6560 Subject S01</i>	<i>N 2458</i>	<i>1122</i>	<i>1253</i>	<i>1691</i>	<i>263</i>	<i>518</i>	<i>645</i>	<i>887</i>	<i>409</i>	<i>1846</i>	<i>458</i>	<i>1140</i>	<i>558</i>	<i>287</i>	<i>377</i>	<i>53</i>
<b>A18F:</b> Used a knife or gun or some other thing (like a club) to get something from a person																
1. Not at all	96.5	93.8	99.3	97.4	96.7	95.7	96.1	97.0	97.1	97.6	93.1	99.0	96.8	98.5	89.9	84.9
2. Once	1.7	3.0	0.5	1.5	1.5	1.7	2.0	1.5	1.7	1.4	2.6	0.6	1.1	0.5	5.3	9.8
3. Twice	0.6	0.9	0.2	0.5	0.9	0.8	0.8	0.4	0.2	*	1.8	-	0.8	-	2.0	-
4. 3 or 4 times	0.3	0.5	*	0.2	0.3	0.3	0.2	0.4	0.2	0.1	1.2	-	0.3	-	1.3	-
5. 5 or more times	0.9	1.7	*	0.5	0.6	1.5	0.9	0.7	0.8	0.9	1.3	0.4	1.0	1.0	1.5	5.3
<i>Item 6570 Subject S01</i>	<i>N 2458</i>	<i>1123</i>	<i>1251</i>	<i>1693</i>	<i>263</i>	<i>519</i>	<i>645</i>	<i>886</i>	<i>408</i>	<i>1847</i>	<i>455</i>	<i>1141</i>	<i>556</i>	<i>287</i>	<i>377</i>	<i>52</i>



QUESTIONNAIRE FORM 6 1996	TOTAL	SEX		RACE		REGION				COLLEGE PLANS?		ILLICIT DRUG USE: LIFETIME				
		M	F	White	Black	NE	NC	S	W	Yes	No	None	Mari- juana Only	Few Pills	More Pills	Any Her- oin
<i>N (Weighted No. of Cases):</i>	2484	1128	1261	1702	267	523	652	895	415	1859	460	1153	559	287	378	53
<i>% of Weighted Total:</i>	100.0	45.4	50.8	68.5	10.7	21.1	26.2	36.0	16.7	74.8	18.5	46.4	22.5	11.6	15.2	2.1
<b>A18G:</b> Taken something not belonging to you worth under \$50																
1. Not at all	72.2	63.8	80.0	72.3	72.5	72.2	69.0	73.0	75.5	72.8	67.3	83.7	70.5	64.7	49.9	40.9
2. Once	11.1	12.6	9.7	11.8	9.2	10.3	11.5	11.5	10.7	11.0	12.7	7.7	11.7	11.6	18.4	20.5
3. Twice	6.4	8.8	4.3	6.4	6.7	7.7	8.1	5.1	4.9	6.2	7.9	3.7	5.7	11.8	11.4	7.1
4. 3 or 4 times	3.7	4.9	2.7	4.0	2.8	3.6	4.4	4.1	1.8	3.7	3.7	2.3	4.1	4.9	4.8	12.3
5. 5 or more times	6.7	10.0	3.3	5.5	8.9	6.3	7.1	6.4	7.1	6.3	8.5	2.6	8.0	7.0	15.5	19.2
<i>Item 6580 Subject S01</i>	<i>N 2445</i>	<i>1118</i>	<i>1244</i>	<i>1686</i>	<i>259</i>	<i>514</i>	<i>639</i>	<i>887</i>	<i>405</i>	<i>1840</i>	<i>455</i>	<i>1137</i>	<i>553</i>	<i>287</i>	<i>374</i>	<i>53</i>
<b>A18H:</b> Taken something not belonging to you worth over \$50																
1. Not at all	88.6	83.0	94.5	90.2	85.3	90.6	87.2	87.0	91.9	90.5	81.3	96.1	87.1	87.3	74.0	62.8
2. Once	4.7	6.1	3.1	4.8	5.7	4.8	4.8	5.5	3.0	4.1	7.4	2.1	5.1	5.5	9.7	14.5
3. Twice	2.4	4.2	0.9	2.1	4.2	1.6	3.1	3.0	1.2	2.2	3.0	0.6	1.8	3.9	5.8	14.4
4. 3 or 4 times	1.6	2.5	0.7	1.1	1.6	1.2	1.3	2.2	1.2	1.3	3.0	0.3	3.1	1.1	3.4	0.9
5. 5 or more times	2.6	4.2	0.9	1.8	3.2	1.8	3.5	2.3	2.9	1.9	5.4	0.9	2.9	2.3	7.1	7.5
<i>Item 6590 Subject S01</i>	<i>N 2450</i>	<i>1119</i>	<i>1249</i>	<i>1688</i>	<i>262</i>	<i>514</i>	<i>643</i>	<i>886</i>	<i>407</i>	<i>1843</i>	<i>455</i>	<i>1141</i>	<i>554</i>	<i>287</i>	<i>373</i>	<i>53</i>
<b>A18I:</b> Taken something from a store without paying for it																
1. Not at all	69.5	63.1	75.6	71.0	68.1	67.6	69.3	70.9	69.2	70.9	64.4	81.9	64.8	58.8	50.3	47.5
2. Once	11.3	12.6	10.5	11.2	10.5	11.2	12.1	9.8	13.7	10.5	13.5	8.1	13.7	18.2	12.8	5.5
3. Twice	6.6	8.7	4.8	6.5	7.5	6.1	6.0	7.5	6.4	6.5	7.6	4.3	7.0	8.5	11.1	8.1
4. 3 or 4 times	5.2	5.8	4.5	5.0	5.3	7.1	5.8	4.4	3.7	5.1	5.9	2.8	6.3	6.9	9.9	5.0
5. 5 or more times	7.3	9.9	4.6	6.3	8.6	8.1	6.9	7.4	7.1	7.0	8.7	2.8	8.2	7.6	15.9	34.0
<i>Item 6600 Subject S01</i>	<i>N 2444</i>	<i>1118</i>	<i>1243</i>	<i>1685</i>	<i>261</i>	<i>515</i>	<i>638</i>	<i>886</i>	<i>405</i>	<i>1836</i>	<i>454</i>	<i>1135</i>	<i>555</i>	<i>286</i>	<i>372</i>	<i>53</i>
<b>A18J:</b> Taken a car that didn't belong to someone in your family without permission of the owner																
1. Not at all	95.5	93.9	97.2	96.9	95.3	96.7	96.2	94.7	94.5	96.4	93.1	97.7	96.6	93.2	91.3	83.4
2. Once	2.4	2.9	2.0	2.2	2.9	2.0	2.0	3.2	1.7	2.1	2.6	1.0	2.1	5.4	3.3	11.3
3. Twice	1.0	1.3	0.4	0.5	0.9	0.2	1.2	1.2	0.8	0.5	2.1	0.7	0.2	0.8	2.5	-
4. 3 or 4 times	0.4	0.5	0.2	0.1	0.5	-	0.4	0.2	1.2	0.4	0.4	-	0.2	0.6	1.4	-
5. 5 or more times	0.8	1.5	0.2	0.3	0.4	1.1	0.3	0.7	1.8	0.6	1.8	0.5	0.9	-	1.6	5.3
<i>Item 6610 Subject S01</i>	<i>N 2462</i>	<i>1124</i>	<i>1253</i>	<i>1694</i>	<i>263</i>	<i>519</i>	<i>645</i>	<i>889</i>	<i>410</i>	<i>1850</i>	<i>457</i>	<i>1142</i>	<i>558</i>	<i>287</i>	<i>377</i>	<i>53</i>
<b>A18K:</b> Taken part of a car without permission of the owner																
1. Not at all	93.9	88.9	98.6	95.4	93.3	93.5	94.2	94.3	93.2	95.0	90.0	98.1	92.1	93.9	87.9	69.8
2. Once	2.3	3.9	0.8	2.0	2.6	3.7	2.0	1.6	2.7	2.1	3.1	0.8	2.7	3.0	4.5	9.8
3. Twice	1.4	2.7	0.2	1.1	0.5	1.3	0.8	1.7	2.0	1.0	2.9	0.4	1.6	1.2	3.9	3.2
4. 3 or 4 times	0.9	1.7	0.2	0.3	3.2	0.4	1.8	0.5	1.2	0.7	1.6	0.3	1.5	0.6	1.4	4.4
5. 5 or more times	1.4	2.7	0.2	1.3	0.4	1.2	1.2	2.0	0.9	1.2	2.5	0.4	2.0	1.3	2.3	12.9
<i>Item 6620 Subject S01</i>	<i>N 2461</i>	<i>1124</i>	<i>1252</i>	<i>1693</i>	<i>263</i>	<i>518</i>	<i>645</i>	<i>889</i>	<i>410</i>	<i>1849</i>	<i>458</i>	<i>1142</i>	<i>556</i>	<i>287</i>	<i>378</i>	<i>53</i>
<b>A18L:</b> Gone into some house or building when you weren't supposed to be there																
1. Not at all	77.3	70.4	83.5	76.3	81.5	75.9	76.9	76.7	80.8	77.7	74.5	87.2	76.7	71.2	57.6	41.3
2. Once	9.5	10.8	8.2	10.4	3.7	10.0	9.9	9.2	8.8	9.6	9.0	6.3	7.1	18.8	14.1	18.1
3. Twice	6.7	9.8	4.1	7.0	7.9	5.1	7.5	7.3	6.3	6.7	7.9	3.7	8.4	5.8	12.1	21.7
4. 3 or 4 times	3.3	4.4	2.2	3.1	3.6	4.6	3.6	2.6	2.6	3.3	3.4	1.6	3.5	2.1	8.4	7.5
5. 5 or more times	3.3	4.6	2.0	3.3	3.2	4.4	2.1	4.2	1.5	2.7	5.1	1.1	4.3	2.1	7.8	11.4
<i>Item 6630 Subject S01</i>	<i>N 2453</i>	<i>1118</i>	<i>1249</i>	<i>1687</i>	<i>261</i>	<i>517</i>	<i>643</i>	<i>886</i>	<i>406</i>	<i>1845</i>	<i>453</i>	<i>1139</i>	<i>555</i>	<i>284</i>	<i>378</i>	<i>52</i>
<b>A18M:</b> Set fire to someone's property on purpose																
1. Not at all	97.8	96.3	99.5	98.3	98.2	96.3	98.2	98.3	98.0	98.6	95.2	99.1	97.7	98.6	95.8	85.9
2. Once	1.2	1.7	0.3	1.1	1.2	1.9	1.3	0.7	1.0	0.9	1.7	0.7	1.3	0.5	1.8	8.4
3. Twice	0.3	0.4	0.2	0.2	0.4	0.8	0.1	0.3	-	0.1	0.7	0.2	0.3	0.3	0.7	-
4. 3 or 4 times	0.4	0.7	0.1	0.1	0.3	0.3	0.5	0.1	0.9	0.1	1.5	-	0.1	0.5	0.8	4.9
5. 5 or more times	0.4	0.8	-	0.3	-	0.7	-	0.6	0.1	0.3	0.9	0.1	0.6	0.2	0.9	0.7
<i>Item 6640 Subject S01</i>	<i>N 2459</i>	<i>1123</i>	<i>1251</i>	<i>1693</i>	<i>262</i>	<i>518</i>	<i>644</i>	<i>887</i>	<i>410</i>	<i>1848</i>	<i>457</i>	<i>1142</i>	<i>556</i>	<i>286</i>	<i>378</i>	<i>52</i>



QUESTIONNAIRE FORM 6 1996	TOTAL	SEX		RACE		REGION				COLLEGE PLANS?		ILLICIT DRUG USE: LIFETIME					
		M	F	White	Black	NE	NC	S	W	Yes	No	None	Mari- juana Only	Few Pills	More Pills	Any Her- oin	
<i>N (Weighted No. of Cases):</i>	2484	1128	1261	1702	267	523	652	895	415	1859	460	1153	559	287	378	53	
<i>% of Weighted Total:</i>	100.0	45.4	50.8	68.5	10.7	21.1	26.2	36.0	16.7	74.8	18.5	46.4	22.5	11.6	15.2	2.1	
<b>A18N:</b> Damaged school property on purpose																	
1. Not at all	87.5	81.0	93.3	87.6	90.1	85.0	84.4	91.1	87.5	88.8	81.7	93.6	88.5	82.3	74.9	62.6	
2. Once	6.0	8.2	4.2	6.1	4.9	6.8	7.7	4.1	6.5	5.7	7.8	3.6	5.5	11.3	10.4	3.5	
3. Twice	2.9	4.2	1.4	2.9	2.2	3.6	4.3	1.6	2.3	2.8	2.5	1.4	2.9	3.1	6.4	8.2	
4. 3 or 4 times	1.7	2.9	0.7	1.7	1.9	1.3	2.1	1.7	1.4	1.3	3.2	0.5	1.6	1.0	4.5	11.0	
5. 5 or more times	2.0	3.7	0.4	1.8	0.9	3.2	1.6	1.5	2.3	1.3	4.8	1.0	1.4	2.3	3.7	14.7	
<i>Item 6650 Subject B07, S01</i>	<i>N</i>	<i>2447</i>	<i>1116</i>	<i>1247</i>	<i>1685</i>	<i>260</i>	<i>517</i>	<i>642</i>	<i>883</i>	<i>405</i>	<i>1838</i>	<i>454</i>	<i>1134</i>	<i>554</i>	<i>287</i>	<i>377</i>	<i>52</i>
<b>A18O:</b> Damaged property at work on purpose																	
1. Not at all	95.4	92.1	98.9	95.7	95.5	94.7	93.1	96.3	98.1	96.1	93.5	97.6	95.5	92.7	92.2	94.3	
2. Once	2.5	4.1	0.9	2.5	1.4	3.1	4.0	1.5	1.3	2.1	3.4	1.3	2.3	4.6	4.3	-	
3. Twice	0.8	1.5	0.1	0.7	2.0	0.4	1.0	1.1	0.2	0.8	0.6	0.5	1.3	0.4	1.0	-	
4. 3 or 4 times	0.7	1.0	0.1	0.7	0.5	0.5	1.1	0.8	0.1	0.5	1.5	0.4	0.2	0.8	1.6	4.9	
5. 5 or more times	0.6	1.2	-	0.4	0.7	1.2	0.8	0.3	0.2	0.4	1.0	0.2	0.6	1.5	0.9	0.7	
<i>Item 6660 Subject C01, S01</i>	<i>N</i>	<i>2456</i>	<i>1121</i>	<i>1252</i>	<i>1692</i>	<i>261</i>	<i>518</i>	<i>644</i>	<i>887</i>	<i>408</i>	<i>1847</i>	<i>455</i>	<i>1142</i>	<i>554</i>	<i>287</i>	<i>377</i>	<i>52</i>
<b>A18P:</b> Sold an illegal drug																	
1. Not at all	86.6	79.4	93.2	86.6	86.3	85.7	84.4	87.8	88.7	88.7	78.3	99.5	84.6	83.0	59.8	41.4	
2. Once	2.5	3.3	1.9	3.0	1.0	2.8	3.8	1.7	2.2	1.8	6.2	*	2.7	5.1	8.0	3.2	
3. Twice	2.4	3.2	1.8	2.8	0.8	2.8	2.6	2.0	2.3	2.4	2.6	*	3.3	2.2	6.5	12.6	
4. 3 or 4 times	2.0	2.7	1.4	1.9	1.7	2.9	1.4	1.6	2.5	1.6	2.9	0.1	2.3	3.7	5.2	7.4	
5. 5 or more times	6.5	11.5	1.7	5.7	10.1	5.9	7.8	6.9	4.4	5.5	10.1	0.4	7.1	5.9	20.4	35.3	
<i>Item 23610 Subject A03a, S01</i>	<i>N</i>	<i>2447</i>	<i>1116</i>	<i>1250</i>	<i>1687</i>	<i>262</i>	<i>515</i>	<i>642</i>	<i>885</i>	<i>406</i>	<i>1841</i>	<i>453</i>	<i>1138</i>	<i>553</i>	<i>287</i>	<i>374</i>	<i>52</i>
<b>A18Q:</b> Gotten into trouble with police because of something you did																	
1. Not at all	80.2	71.3	89.1	80.3	83.9	80.4	77.1	83.6	77.7	82.6	71.9	91.2	78.0	72.0	61.8	47.0	
2. Once	10.8	14.1	7.6	11.3	6.5	11.6	11.8	9.3	11.4	9.9	12.8	6.1	12.7	16.5	16.4	20.9	
3. Twice	5.0	8.1	2.0	5.4	3.5	3.6	6.9	4.2	5.8	4.5	7.4	1.9	4.8	8.3	12.6	4.9	
4. 3 or 4 times	2.5	3.8	1.2	2.2	4.8	2.9	2.5	2.0	3.0	2.1	4.4	0.7	3.4	1.5	4.5	20.4	
5. 5 or more times	1.5	2.7	0.1	0.8	1.3	1.6	1.7	1.0	2.1	0.9	3.6	0.1	1.1	1.7	4.8	6.8	
<i>Item 6670 Subject S01</i>	<i>N</i>	<i>2454</i>	<i>1118</i>	<i>1252</i>	<i>1690</i>	<i>261</i>	<i>517</i>	<i>644</i>	<i>884</i>	<i>409</i>	<i>1844</i>	<i>456</i>	<i>1142</i>	<i>552</i>	<i>287</i>	<i>377</i>	<i>52</i>
<b>A19:</b> The next questions ask for your opinions on the effects of using certain drugs and other substances. How much do you think people risk harming themselves (physically or in other ways), if they . . .																	
<b>A19A:</b> Smoke one or more packs of cigarettes per day																	
1. No risk	3.6	4.0	2.4	1.8	7.0	3.4	4.9	3.4	2.5	2.3	7.8	2.7	4.1	1.5	4.6	12.4	
2. Slight risk	7.5	8.0	6.8	8.1	4.6	7.3	9.1	8.2	3.5	6.4	11.8	6.8	7.5	7.9	9.5	5.9	
3. Moderate risk	28.6	30.4	27.6	31.8	18.8	28.7	31.8	30.9	18.7	28.4	31.7	26.1	27.0	35.0	31.3	42.5	
4. Great risk	58.6	55.1	62.4	57.3	64.3	59.6	52.9	55.8	72.2	61.4	47.6	62.4	59.6	55.0	53.4	39.2	
5. Can't say, drug unfamiliar	1.7	2.4	0.8	1.0	5.4	1.1	1.3	1.6	3.1	1.7	1.1	2.0	1.8	0.7	1.3	-	
<i>Item 12360 Subject A14a</i>	<i>N</i>	<i>2453</i>	<i>1121</i>	<i>1251</i>	<i>1693</i>	<i>260</i>	<i>515</i>	<i>644</i>	<i>884</i>	<i>410</i>	<i>1847</i>	<i>457</i>	<i>1140</i>	<i>556</i>	<i>287</i>	<i>378</i>	<i>52</i>
<b>A19B:</b> Try marijuana once or twice																	
1. No risk	34.9	40.4	29.8	37.1	24.4	39.6	39.8	28.6	34.5	33.1	41.5	12.6	52.5	46.2	62.7	67.2	
2. Slight risk	34.1	30.6	37.4	35.4	31.8	33.0	31.9	38.1	29.8	36.4	26.6	38.6	32.8	35.1	23.7	22.6	
3. Moderate risk	14.9	13.9	16.1	14.7	16.1	13.2	13.6	15.9	16.7	15.2	13.5	22.7	7.3	10.7	6.9	5.2	
4. Great risk	13.5	11.9	14.7	10.9	23.3	11.6	12.4	14.5	15.7	12.9	15.0	22.2	5.6	6.3	6.2	1.5	
5. Can't say, drug unfamiliar	2.7	3.1	2.0	1.9	4.3	2.5	2.3	2.8	3.2	2.4	3.4	3.9	1.8	1.7	0.6	3.5	
<i>Item 12370 Subject A14a</i>	<i>N</i>	<i>2451</i>	<i>1122</i>	<i>1246</i>	<i>1690</i>	<i>261</i>	<i>515</i>	<i>645</i>	<i>883</i>	<i>408</i>	<i>1844</i>	<i>457</i>	<i>1138</i>	<i>556</i>	<i>287</i>	<i>378</i>	<i>52</i>
<b>A19C:</b> Smoke marijuana occasionally																	
1. No risk	15.0	17.4	11.9	15.2	13.4	18.6	16.9	12.1	13.7	13.2	20.0	4.8	18.8	17.2	32.8	39.9	
2. Slight risk	29.2	31.6	28.0	31.9	20.9	27.7	33.8	28.4	25.8	29.7	29.8	16.7	43.2	37.6	40.3	37.9	
3. Moderate risk	29.7	27.0	32.6	31.3	25.6	30.2	26.6	31.8	29.2	31.4	23.8	37.2	24.9	29.3	16.9	19.7	
4. Great risk	23.4	21.3	25.1	19.6	36.3	20.8	20.9	24.5	28.1	23.4	23.2	37.0	11.6	14.6	9.3	2.5	
5. Can't say, drug unfamiliar	2.7	2.8	2.4	2.1	3.9	2.6	1.7	3.2	3.2	2.4	3.2	4.3	1.5	1.3	0.6	-	
<i>Item 12380 Subject A14a</i>	<i>N</i>	<i>2448</i>	<i>1119</i>	<i>1246</i>	<i>1686</i>	<i>261</i>	<i>515</i>	<i>643</i>	<i>883</i>	<i>406</i>	<i>1841</i>	<i>457</i>	<i>1137</i>	<i>557</i>	<i>286</i>	<i>376</i>	<i>52</i>

\* = less than .05 percent.



QUESTIONNAIRE FORM 6 1996	TOTAL	SEX		RACE		REGION				COLLEGE PLANS?		ILLICIT DRUG USE: LIFETIME				
		M	F	White	Black	NE	NC	S	W	Yes	No	None	Mari- juana Only	Few Pills	More Pills	Any Her- oin
<i>N (Weighted No. of Cases):</i>	2484	1128	1261	1702	267	523	652	895	415	1859	460	1153	559	287	378	53
<i>% of Weighted Total:</i>	100.0	45.4	50.8	68.5	10.7	21.1	26.2	36.0	16.7	74.8	18.5	46.4	22.5	11.6	15.2	2.1
<b>A19D: Smoke marijuana regularly</b>																
1. No risk	7.7	9.6	5.0	6.1	10.1	7.8	11.3	6.4	5.0	5.6	14.2	3.2	8.9	6.4	14.8	31.7
2. Slight risk	11.3	13.1	9.7	12.6	8.9	13.2	11.3	9.2	13.5	10.7	13.7	2.8	15.8	17.1	24.5	23.4
3. Moderate risk	22.4	25.2	20.6	24.5	14.5	23.8	20.3	24.0	20.4	22.5	22.4	12.8	32.0	28.3	31.1	36.9
4. Great risk	55.8	49.3	62.2	54.6	61.7	52.9	55.2	56.9	57.9	58.8	46.2	76.7	41.8	46.9	29.0	8.0
5. Can't say, drug unfamiliar	2.8	2.9	2.5	2.2	4.8	2.4	1.8	3.5	3.2	2.4	3.5	4.4	1.5	1.3	0.6	-
<i>Item 12390 Subject A14a</i>	<i>N</i> 2445	1117	1247	1688	259	514	643	878	410	1845	454	1132	557	287	378	52
<b>A19E: Try cocaine in powder form once or twice</b>																
1. No risk	5.8	6.3	4.2	4.2	7.8	4.9	7.4	5.3	5.3	4.0	11.0	3.8	5.5	3.9	10.1	14.9
2. Slight risk	14.5	13.3	15.7	15.7	6.5	15.6	15.3	12.8	15.3	14.5	15.5	11.6	10.2	13.5	28.9	27.9
3. Moderate risk	23.7	23.8	23.9	25.8	12.7	26.7	23.9	21.6	23.8	24.4	22.7	23.7	24.1	23.8	20.7	40.3
4. Great risk	50.8	51.7	50.6	49.7	63.6	47.8	48.6	54.0	50.9	51.9	45.2	54.0	54.6	53.9	39.0	15.6
5. Can't say, drug unfamiliar	5.4	4.9	5.6	4.7	9.4	4.9	4.7	6.4	4.7	5.2	5.6	6.8	5.7	4.9	1.2	1.2
<i>Item 12501 Subject A14a</i>	<i>N</i> 2450	1121	1247	1691	262	516	644	886	405	1842	458	1138	557	286	377	52
<b>A19F: Take cocaine powder occasionally</b>																
1. No risk	3.7	4.1	2.4	2.2	7.4	3.6	5.5	3.5	1.7	2.1	8.1	2.3	3.8	2.8	5.0	13.8
2. Slight risk	3.4	3.3	3.1	3.4	1.1	3.4	2.9	3.2	4.8	3.0	5.6	2.3	2.0	1.2	9.4	10.5
3. Moderate risk	16.9	14.8	19.3	18.6	7.9	17.8	17.7	15.9	16.6	16.9	17.9	15.7	13.4	13.5	25.6	40.4
4. Great risk	70.9	73.0	70.0	71.3	74.4	70.6	69.2	71.3	72.9	73.3	62.7	73.4	75.1	77.9	59.0	34.1
5. Can't say, drug unfamiliar	5.1	4.8	5.2	4.6	9.1	4.6	4.7	6.1	4.1	4.8	5.7	6.4	5.6	4.6	0.9	1.2
<i>Item 12502 Subject A14a</i>	<i>N</i> 2443	1120	1242	1688	259	516	642	879	406	1836	458	1134	555	285	378	52
<b>A19G: Take cocaine powder regularly</b>																
1. No risk	3.4	3.3	2.5	1.9	7.4	3.1	4.7	3.8	1.2	2.0	6.7	2.6	3.8	2.6	3.0	7.2
2. Slight risk	0.9	1.0	0.5	0.6	-	0.9	1.0	0.7	0.9	0.4	2.6	0.3	0.5	0.4	2.6	5.4
3. Moderate risk	2.4	2.8	1.9	2.5	1.5	2.7	2.2	2.6	1.8	1.9	4.1	1.7	1.7	1.6	6.1	3.3
4. Great risk	88.4	88.1	90.3	90.5	82.9	89.2	87.1	87.0	92.4	91.3	80.5	89.2	88.8	91.3	87.4	79.4
5. Can't say, drug unfamiliar	4.9	4.8	4.9	4.5	8.2	4.2	4.9	6.0	3.7	4.4	6.1	6.2	5.2	4.1	0.9	4.7
<i>Item 12503 Subject A14a</i>	<i>N</i> 2449	1120	1246	1689	261	514	642	884	409	1841	458	1138	555	286	378	52
<b>A19H: Try "crack" cocaine once or twice</b>																
1. No risk	4.6	4.6	3.6	2.9	7.4	3.6	6.1	4.4	3.7	2.8	9.6	2.8	4.6	2.9	8.5	7.2
2. Slight risk	10.2	9.3	11.1	10.0	8.7	10.2	11.2	8.8	11.7	10.0	12.6	9.2	7.9	9.4	16.1	21.5
3. Moderate risk	19.0	17.2	21.1	21.0	11.3	21.5	20.3	16.2	20.0	20.1	16.7	20.0	19.4	15.7	17.7	26.9
4. Great risk	60.2	63.5	57.9	60.4	64.8	59.1	57.2	63.9	58.3	61.2	55.0	60.8	61.8	66.7	55.5	40.8
5. Can't say, drug unfamiliar	6.0	5.4	6.3	5.7	7.7	5.6	5.2	6.6	6.3	5.9	6.1	7.2	6.4	5.3	2.2	3.5
<i>Item 12504 Subject A14a</i>	<i>N</i> 2450	1118	1249	1691	262	514	643	886	408	1842	457	1139	555	286	378	52
<b>A19I: Take "crack" cocaine occasionally</b>																
1. No risk	3.4	3.3	2.5	2.0	7.4	3.1	4.8	3.7	1.2	1.9	7.4	2.4	3.7	2.9	3.7	7.2
2. Slight risk	1.7	1.0	2.1	1.6	0.4	1.3	1.8	1.2	3.2	1.3	3.4	1.4	0.9	0.6	5.1	-
3. Moderate risk	13.1	11.7	14.7	13.6	7.9	13.0	13.4	12.4	14.1	13.4	13.8	13.1	10.3	10.5	17.1	31.9
4. Great risk	75.9	78.5	74.6	77.3	76.4	77.1	74.7	76.3	75.7	77.7	69.4	76.0	78.7	81.3	72.1	57.4
5. Can't say, drug unfamiliar	5.9	5.5	6.1	5.5	7.9	5.5	5.3	6.5	5.8	5.7	6.0	7.1	6.5	4.7	1.9	3.5
<i>Item 12505 Subject A14a</i>	<i>N</i> 2447	1118	1245	1688	262	512	641	886	409	1841	456	1139	555	286	374	52
<b>A19J: Take "crack" cocaine regularly</b>																
1. No risk	3.5	3.4	2.3	1.8	7.3	3.1	5.0	3.6	1.2	1.9	7.2	2.4	3.9	2.9	2.8	10.7
2. Slight risk	0.5	0.4	0.4	0.2	0.2	0.5	0.4	0.5	0.6	0.2	1.5	0.4	-	0.2	1.3	-
3. Moderate risk	1.6	2.0	1.3	1.4	1.2	1.9	1.3	1.6	1.6	1.2	2.6	1.3	1.6	0.9	3.0	3.3
4. Great risk	88.9	89.3	89.9	91.3	83.7	89.4	88.1	88.1	91.1	91.5	82.6	88.7	89.1	91.8	90.9	82.5
5. Can't say, drug unfamiliar	5.6	4.8	6.1	5.2	7.6	5.1	5.2	6.2	5.5	5.3	6.0	7.2	5.5	4.2	1.9	3.5
<i>Item 12506 Subject A14a</i>	<i>N</i> 2437	1115	1243	1686	260	513	638	880	405	1839	453	1131	557	285	371	52
<b>A19K: Try one or two drinks of an alcoholic beverage (beer, wine, liquor)</b>																
1. No risk	47.3	54.0	41.3	51.8	25.3	52.3	50.9	44.6	41.0	47.3	48.9	33.5	55.2	58.4	67.0	62.3
2. Slight risk	35.7	31.5	40.2	35.3	38.2	35.9	34.2	37.4	34.4	36.3	34.6	40.7	32.7	33.3	27.6	34.0
3. Moderate risk	10.3	7.4	12.7	7.9	19.2	7.2	8.5	11.2	15.3	10.5	7.6	16.5	6.3	5.3	2.8	-
4. Great risk	5.4	5.8	4.9	4.2	12.6	4.0	5.5	5.3	7.2	4.7	7.7	7.2	4.9	2.7	2.6	3.7
5. Can't say, drug unfamiliar	1.2	1.3	0.9	0.8	4.7	0.6	0.8	1.4	2.0	1.2	1.2	2.1	0.9	0.3	-	-
<i>Item 12510 Subject A14a</i>	<i>N</i> 2451	1118	1249	1692	260	512	645	884	410	1845	457	1140	556	287	376	52



QUESTIONNAIRE FORM 6 1996	TOTAL	SEX		RACE		REGION				COLLEGE PLANS?		ILLICIT DRUG USE: LIFETIME				
		M	F	White	Black	NE	NC	S	W	Yes	No	None	Mari- juana Only	Few Pills	More Pills	Any Her- oin
<i>N (Weighted No. of Cases):</i>	2484	1128	1261	1702	267	523	652	895	415	1859	460	1153	559	287	378	53
<i>% of Weighted Total:</i>	100.0	45.4	50.8	68.5	10.7	21.1	26.2	36.0	16.7	74.8	18.5	46.4	22.5	11.6	15.2	2.1
<b>A19L:</b> Take one or two drinks nearly every day																
1. No risk	11.4	15.9	6.4	10.5	12.9	13.2	13.0	10.8	7.8	9.1	18.7	7.8	11.1	11.5	18.8	21.9
2. Slight risk	24.7	29.0	20.9	26.6	15.7	23.7	25.5	25.2	23.6	24.1	27.7	19.1	28.0	32.2	32.7	17.0
3. Moderate risk	38.0	35.2	41.5	39.6	31.3	39.2	35.5	39.5	37.3	39.5	32.7	39.4	37.9	39.4	34.0	41.4
4. Great risk	24.6	18.1	30.6	22.6	36.7	23.0	25.0	22.9	29.9	26.2	18.8	31.9	21.8	16.7	14.5	16.2
5. Can't say, drug unfamiliar	1.3	1.7	0.7	0.9	3.4	0.9	1.0	1.7	1.4	1.0	2.2	1.9	1.2	0.3	-	3.5
<i>Item 12520 Subject A14a</i>	<i>N 2449</i>	<i>1120</i>	<i>1246</i>	<i>1689</i>	<i>261</i>	<i>514</i>	<i>642</i>	<i>885</i>	<i>409</i>	<i>1842</i>	<i>458</i>	<i>1139</i>	<i>555</i>	<i>285</i>	<i>377</i>	<i>52</i>
<b>A19M:</b> Take four or five drinks nearly every day																
1. No risk	5.3	6.6	3.1	4.4	7.4	4.4	7.5	5.4	2.7	3.5	10.0	3.6	4.8	7.3	6.5	11.8
2. Slight risk	7.4	9.7	5.2	7.2	4.7	6.5	7.7	8.6	5.6	5.8	13.1	4.1	8.0	6.2	15.9	17.2
3. Moderate risk	20.7	25.6	16.9	23.5	13.0	23.5	21.2	21.1	15.8	20.5	23.6	16.8	23.6	23.7	27.1	16.6
4. Great risk	65.4	56.6	74.2	64.1	71.5	64.8	62.9	63.2	74.5	69.2	51.8	73.6	62.5	62.6	50.5	54.5
5. Can't say, drug unfamiliar	1.2	1.5	0.7	0.8	3.4	0.8	0.7	1.7	1.4	1.0	1.7	1.9	1.1	0.3	-	-
<i>Item 12530 Subject A14a</i>	<i>N 2447</i>	<i>1117</i>	<i>1248</i>	<i>1689</i>	<i>259</i>	<i>515</i>	<i>639</i>	<i>884</i>	<i>409</i>	<i>1842</i>	<i>457</i>	<i>1135</i>	<i>557</i>	<i>285</i>	<i>377</i>	<i>52</i>
<b>A19N:</b> Have five or more drinks once or twice each weekend																
1. No risk	9.9	13.5	5.8	9.1	8.9	12.3	10.5	9.5	6.5	8.0	16.0	5.0	13.3	7.9	18.8	16.5
2. Slight risk	17.0	20.9	13.4	18.9	5.7	16.9	16.9	17.9	15.2	15.8	20.8	11.2	20.5	18.7	26.8	27.7
3. Moderate risk	28.6	27.9	30.0	30.9	20.2	29.5	27.7	29.3	27.5	30.3	24.3	25.1	30.3	37.3	30.9	34.7
4. Great risk	43.3	36.1	50.0	40.2	61.8	40.4	44.2	41.5	49.4	44.9	37.2	56.7	34.9	35.8	23.4	21.1
5. Can't say, drug unfamiliar	1.2	1.6	0.7	0.9	3.4	0.9	0.7	1.7	1.4	1.0	1.8	1.9	1.1	0.3	-	-
<i>Item 12540 Subject A14a</i>	<i>N 2450</i>	<i>1119</i>	<i>1247</i>	<i>1690</i>	<i>260</i>	<i>514</i>	<i>643</i>	<i>884</i>	<i>408</i>	<i>1842</i>	<i>458</i>	<i>1137</i>	<i>555</i>	<i>286</i>	<i>378</i>	<i>52</i>
<b>A19O:</b> Take steroids for body-building or improved athletic performance																
1. No risk	4.2	4.6	2.5	2.6	7.8	4.7	5.7	3.8	1.8	2.4	8.7	2.8	4.4	3.9	4.3	15.2
2. Slight risk	5.2	6.3	4.2	5.1	4.9	3.4	6.2	5.9	4.7	4.2	8.4	4.1	4.7	5.3	9.2	2.4
3. Moderate risk	17.3	19.6	15.9	20.1	7.7	17.4	13.4	20.5	16.3	18.6	12.8	13.9	21.9	16.6	20.7	22.5
4. Great risk	67.6	63.9	72.0	67.6	70.8	69.1	69.6	63.5	71.5	69.7	61.3	73.1	62.0	71.0	60.8	57.6
5. Can't say, drug unfamiliar	5.7	5.5	5.4	4.6	8.8	5.6	5.0	6.3	5.7	5.1	8.8	6.2	7.0	3.1	5.0	2.3
<i>Item 24510 Subject A14a</i>	<i>N 2450</i>	<i>1118</i>	<i>1249</i>	<i>1692</i>	<i>260</i>	<i>513</i>	<i>644</i>	<i>886</i>	<i>408</i>	<i>1843</i>	<i>457</i>	<i>1138</i>	<i>556</i>	<i>286</i>	<i>377</i>	<i>52</i>
<b>A20:</b> Individuals differ in whether or not they disapprove of people doing certain things. Do YOU disapprove of people (who are 18 or older) doing each of the following?																
<b>A20A:</b> Smoking one or more packs of cigarettes per day																
1. Don't disapprove	41.7	46.0	38.0	46.3	28.8	42.3	45.5	43.5	31.2	38.5	53.8	24.5	51.0	53.4	66.4	89.3
2. Disapprove	34.1	29.5	38.6	32.0	38.8	32.4	32.3	34.4	38.2	35.9	28.7	41.2	30.8	28.4	24.7	4.1
3. Strongly disapprove	24.2	24.5	23.4	21.7	32.4	25.3	22.2	22.1	30.6	25.7	17.5	34.3	18.2	18.1	8.9	6.6
<i>Item 8560 Subject A11a</i>	<i>N 2458</i>	<i>1122</i>	<i>1258</i>	<i>1699</i>	<i>265</i>	<i>517</i>	<i>645</i>	<i>886</i>	<i>410</i>	<i>1853</i>	<i>459</i>	<i>1147</i>	<i>559</i>	<i>287</i>	<i>378</i>	<i>52</i>
<b>A20B:</b> Trying marijuana once or twice																
1. Don't disapprove	52.1	55.2	49.9	55.6	43.5	56.0	56.2	49.0	47.5	51.7	54.7	23.6	74.1	75.0	84.0	90.7
2. Disapprove	24.6	23.8	25.7	22.9	27.7	24.4	22.1	27.3	22.8	24.4	24.9	35.3	19.2	15.2	8.9	8.5
3. Strongly disapprove	23.3	21.1	24.4	21.5	28.8	19.6	21.7	23.6	29.8	23.9	20.4	41.1	6.7	9.8	7.1	0.7
<i>Item 8570 Subject A11a</i>	<i>N 2460</i>	<i>1122</i>	<i>1257</i>	<i>1698</i>	<i>265</i>	<i>517</i>	<i>645</i>	<i>889</i>	<i>409</i>	<i>1852</i>	<i>459</i>	<i>1148</i>	<i>559</i>	<i>287</i>	<i>378</i>	<i>52</i>
<b>A20C:</b> Smoking marijuana occasionally																
1. Don't disapprove	38.4	42.7	34.9	40.4	35.6	42.9	42.0	35.4	33.5	36.6	44.4	11.9	59.3	50.9	71.4	88.7
2. Disapprove	29.3	28.4	30.4	28.2	31.2	28.4	28.3	31.3	27.7	30.1	26.6	33.7	27.5	30.7	20.5	4.8
3. Strongly disapprove	32.3	29.0	34.7	31.4	33.2	28.7	29.7	33.3	38.8	33.3	29.0	54.4	13.2	18.5	8.1	6.5
<i>Item 8580 Subject A11a</i>	<i>N 2456</i>	<i>1120</i>	<i>1257</i>	<i>1697</i>	<i>265</i>	<i>517</i>	<i>645</i>	<i>886</i>	<i>408</i>	<i>1851</i>	<i>458</i>	<i>1147</i>	<i>557</i>	<i>287</i>	<i>376</i>	<i>52</i>
<b>A20D:</b> Smoking marijuana regularly																
1. Don't disapprove	24.2	31.4	17.4	24.4	24.8	26.8	26.0	21.7	23.4	21.3	33.3	7.3	30.0	30.8	53.0	75.8
2. Disapprove	24.8	23.6	26.4	24.4	26.3	25.9	24.1	27.5	18.5	25.1	24.4	18.9	37.2	28.1	23.4	14.7
3. Strongly disapprove	51.0	45.0	56.2	51.1	48.9	47.3	49.9	50.8	58.1	53.5	42.4	73.8	32.8	41.1	23.6	9.5
<i>Item 8590 Subject A11a</i>	<i>N 2447</i>	<i>1114</i>	<i>1254</i>	<i>1691</i>	<i>263</i>	<i>516</i>	<i>640</i>	<i>883</i>	<i>408</i>	<i>1844</i>	<i>458</i>	<i>1141</i>	<i>556</i>	<i>285</i>	<i>376</i>	<i>52</i>



QUESTIONNAIRE FORM 6 1996	TOTAL	SEX		RACE		REGION				COLLEGE PLANS?		ILLICIT DRUG USE: LIFETIME				
		M	F	White	Black	NE	NC	S	W	Yes	No	None	Mari- juana Only	Few Pills	More Pills	Any Her- oin
<i>N (Weighted No. of Cases):</i>	2484	1128	1261	1702	267	523	652	895	415	1859	460	1153	559	287	378	53
<i>% of Weighted Total:</i>	100.0	45.4	50.8	68.5	10.7	21.1	26.2	36.0	16.7	74.8	18.5	46.4	22.5	11.6	15.2	2.1
<b>A20E:</b> Trying cocaine in powder form once or twice																
1. Don't disapprove	14.5	17.6	11.3	14.3	8.4	14.3	15.0	13.9	15.4	13.2	19.0	6.6	11.9	15.3	34.4	63.4
2. Disapprove	27.3	25.6	29.3	28.4	18.4	30.1	28.0	27.0	23.1	27.4	28.6	25.3	29.9	29.2	27.9	26.4
3. Strongly disapprove	58.2	56.8	59.5	57.3	73.3	55.6	57.1	59.1	61.4	59.4	52.4	68.2	58.2	55.5	37.8	10.1
<i>Item 23630 Subject A11a</i>	<i>N 2458</i>	<i>1121</i>	<i>1257</i>	<i>1699</i>	<i>265</i>	<i>517</i>	<i>645</i>	<i>887</i>	<i>409</i>	<i>1852</i>	<i>458</i>	<i>1146</i>	<i>558</i>	<i>287</i>	<i>378</i>	<i>52</i>
<b>A20F:</b> Taking cocaine powder occasionally																
1. Don't disapprove	9.6	12.6	6.3	8.4	7.3	7.7	10.0	10.3	9.9	8.0	15.9	4.5	7.1	9.8	21.8	54.7
2. Disapprove	20.0	19.9	20.4	21.5	12.3	24.4	17.5	19.9	18.4	19.3	22.9	16.1	20.5	22.3	28.6	20.0
3. Strongly disapprove	70.4	67.5	73.2	70.1	80.4	68.0	72.4	69.8	71.7	72.7	61.3	79.4	72.4	67.8	49.6	25.2
<i>Item 23640 Subject A11a</i>	<i>N 2453</i>	<i>1118</i>	<i>1255</i>	<i>1694</i>	<i>265</i>	<i>514</i>	<i>644</i>	<i>887</i>	<i>409</i>	<i>1847</i>	<i>458</i>	<i>1145</i>	<i>555</i>	<i>287</i>	<i>378</i>	<i>52</i>
<b>A20G:</b> Taking cocaine powder regularly																
1. Don't disapprove	5.9	8.1	3.4	4.4	7.1	4.5	7.1	6.2	5.1	4.3	11.6	3.8	6.2	5.2	9.4	21.1
2. Disapprove	15.0	15.5	14.3	15.6	8.4	16.8	13.0	15.7	14.2	13.8	20.0	10.0	15.7	19.2	22.5	35.8
3. Strongly disapprove	79.1	76.4	82.3	79.9	84.5	78.7	80.0	78.1	80.6	81.8	68.4	86.2	78.1	75.6	68.1	43.1
<i>Item 23650 Subject A11a</i>	<i>N 2455</i>	<i>1120</i>	<i>1256</i>	<i>1697</i>	<i>265</i>	<i>514</i>	<i>645</i>	<i>887</i>	<i>409</i>	<i>1849</i>	<i>458</i>	<i>1145</i>	<i>557</i>	<i>287</i>	<i>378</i>	<i>52</i>
<b>A20H:</b> Trying "crack" cocaine once or twice																
1. Don't disapprove	10.4	12.0	8.6	9.5	8.5	8.5	11.1	9.7	13.5	9.3	15.4	5.6	9.3	10.1	22.3	40.4
2. Disapprove	23.0	21.0	25.1	24.3	16.5	25.8	22.3	22.4	21.8	22.5	25.6	22.3	22.0	24.7	25.7	16.4
3. Strongly disapprove	66.6	67.0	66.3	66.3	75.0	65.7	66.6	67.9	64.7	68.3	59.0	72.0	68.7	65.3	51.9	43.2
<i>Item 23660 Subject A11a</i>	<i>N 2455</i>	<i>1121</i>	<i>1255</i>	<i>1697</i>	<i>265</i>	<i>516</i>	<i>644</i>	<i>886</i>	<i>409</i>	<i>1849</i>	<i>459</i>	<i>1145</i>	<i>557</i>	<i>287</i>	<i>377</i>	<i>52</i>
<b>A20I:</b> Taking "crack" cocaine occasionally																
1. Don't disapprove	7.0	8.7	5.0	5.6	6.6	4.8	8.5	7.1	7.5	5.4	13.6	3.8	6.6	5.4	13.6	37.0
2. Disapprove	17.2	16.1	18.3	18.1	11.3	20.1	14.2	17.0	18.9	16.6	19.9	15.3	14.6	20.3	24.6	10.6
3. Strongly disapprove	75.7	75.2	76.7	76.3	82.1	75.1	77.3	75.9	73.6	78.0	66.5	80.9	78.8	74.3	61.7	52.4
<i>Item 23670 Subject A11a</i>	<i>N 2450</i>	<i>1119</i>	<i>1253</i>	<i>1694</i>	<i>265</i>	<i>514</i>	<i>641</i>	<i>886</i>	<i>409</i>	<i>1846</i>	<i>459</i>	<i>1143</i>	<i>556</i>	<i>287</i>	<i>377</i>	<i>52</i>
<b>A20J:</b> Taking "crack" cocaine regularly																
1. Don't disapprove	5.3	7.2	3.2	3.9	6.8	3.8	6.5	5.6	5.0	4.0	10.2	3.8	5.7	4.7	7.1	21.1
2. Disapprove	12.2	12.5	11.7	12.2	8.0	13.0	9.8	12.1	15.3	11.1	16.5	9.6	12.4	12.7	17.6	18.8
3. Strongly disapprove	82.5	80.3	85.1	83.9	85.3	83.2	83.8	82.3	79.7	84.9	73.3	86.7	81.9	82.6	75.3	60.1
<i>Item 23680 Subject A11a</i>	<i>N 2445</i>	<i>1114</i>	<i>1253</i>	<i>1689</i>	<i>265</i>	<i>516</i>	<i>640</i>	<i>883</i>	<i>406</i>	<i>1843</i>	<i>458</i>	<i>1140</i>	<i>557</i>	<i>287</i>	<i>376</i>	<i>52</i>
<b>A20K:</b> Trying one or two drinks of an alcoholic beverage (beer, wine, liquor)																
1. Don't disapprove	75.5	76.2	75.5	80.6	53.8	81.0	78.1	73.2	69.3	76.7	73.5	63.0	83.7	86.6	92.5	88.5
2. Disapprove	15.0	13.9	16.1	12.2	26.0	12.6	14.1	15.7	18.1	14.0	17.7	21.5	11.8	8.2	5.8	11.5
3. Strongly disapprove	9.5	10.0	8.4	7.2	20.2	6.4	7.8	11.1	12.5	9.2	8.8	15.5	4.6	5.2	1.7	-
<i>Item 8710 Subject A11a</i>	<i>N 2448</i>	<i>1115</i>	<i>1254</i>	<i>1691</i>	<i>265</i>	<i>514</i>	<i>641</i>	<i>883</i>	<i>409</i>	<i>1843</i>	<i>458</i>	<i>1140</i>	<i>558</i>	<i>286</i>	<i>377</i>	<i>52</i>
<b>A20L:</b> Taking one or two drinks nearly every day																
1. Don't disapprove	34.6	43.6	26.2	36.6	27.0	35.1	37.4	36.5	25.1	32.5	42.4	20.4	42.8	39.3	57.8	67.7
2. Disapprove	41.6	37.1	46.5	41.6	40.4	42.4	40.6	40.3	45.1	42.6	38.6	44.9	41.7	48.3	28.3	21.9
3. Strongly disapprove	23.8	19.3	27.3	21.7	32.6	22.5	22.0	23.1	29.7	24.9	19.0	34.7	15.5	12.4	13.9	10.4
<i>Item 8720 Subject A11a</i>	<i>N 2454</i>	<i>1120</i>	<i>1256</i>	<i>1696</i>	<i>264</i>	<i>514</i>	<i>644</i>	<i>886</i>	<i>410</i>	<i>1849</i>	<i>459</i>	<i>1146</i>	<i>557</i>	<i>286</i>	<i>377</i>	<i>52</i>
<b>A20M:</b> Taking four or five drinks nearly every day																
1. Don't disapprove	15.1	22.1	8.4	15.1	13.2	12.2	18.7	16.5	10.4	12.4	26.4	7.4	18.1	12.1	31.6	45.3
2. Disapprove	30.4	31.9	29.2	32.2	24.2	31.8	27.4	33.7	25.9	30.1	31.3	25.3	31.4	42.4	35.0	30.3
3. Strongly disapprove	54.5	45.9	62.3	52.7	62.6	56.0	53.9	49.7	63.8	57.5	42.3	67.3	50.5	45.6	33.4	24.3
<i>Item 8730 Subject A11a</i>	<i>N 2452</i>	<i>1117</i>	<i>1257</i>	<i>1694</i>	<i>265</i>	<i>516</i>	<i>644</i>	<i>882</i>	<i>410</i>	<i>1847</i>	<i>458</i>	<i>1142</i>	<i>558</i>	<i>287</i>	<i>377</i>	<i>52</i>
<b>A20N:</b> Having five or more drinks once or twice each weekend																
1. Don't disapprove	35.4	43.5	27.7	38.9	18.6	38.4	37.2	35.3	28.7	33.4	44.1	18.4	44.0	43.6	63.5	76.0
2. Disapprove	27.1	24.2	29.7	27.4	21.1	26.2	28.0	27.9	25.1	27.0	27.3	27.9	26.6	31.7	22.3	10.8
3. Strongly disapprove	37.6	32.3	42.6	33.7	60.3	35.5	34.8	36.8	46.2	39.7	28.6	53.6	29.4	24.7	14.2	13.2
<i>Item 8740 Subject A11a</i>	<i>N 2452</i>	<i>1118</i>	<i>1257</i>	<i>1696</i>	<i>265</i>	<i>517</i>	<i>642</i>	<i>883</i>	<i>410</i>	<i>1847</i>	<i>458</i>	<i>1147</i>	<i>555</i>	<i>287</i>	<i>378</i>	<i>51</i>



QUESTIONNAIRE FORM 6 1996	TOTAL	SEX		RACE		REGION				COLLEGE PLANS?		ILLICIT DRUG USE: LIFETIME				
		M	F	White	Black	NE	NC	S	W	Yes	No	None	Mari- juana Only	Few Pills	More Pills	Any Her- oin
<i>N (Weighted No. of Cases):</i>	2484	1128	1261	1702	267	523	652	895	415	1859	460	1153	559	287	378	53
<i>% of Weighted Total:</i>	100.0	45.4	50.8	68.5	10.7	21.1	26.2	36.0	16.7	74.8	18.5	46.4	22.5	11.6	15.2	2.1
<b>A20Q:</b> Taking steroids for body building or improved athletic performance																
1. Don't disapprove	8.3	12.0	4.4	6.7	9.8	7.0	9.2	8.8	7.4	6.3	15.6	5.1	9.8	6.6	13.3	28.1
2. Disapprove	28.2	29.9	27.0	29.4	22.1	26.6	23.6	32.4	28.4	28.4	27.6	23.4	29.8	30.4	37.4	36.0
3. Strongly disapprove	63.5	58.2	68.7	63.8	68.1	66.4	67.3	58.8	64.2	65.3	56.8	71.5	60.4	62.9	49.3	35.9
<i>Item 24520 Subject A11a</i>	<i>N 2453</i>	<i>1120</i>	<i>1256</i>	<i>1697</i>	<i>264</i>	<i>515</i>	<i>644</i>	<i>887</i>	<i>407</i>	<i>1849</i>	<i>459</i>	<i>1145</i>	<i>558</i>	<i>287</i>	<i>377</i>	<i>51</i>
<b>A20P:</b> Trying heroin once or twice without using a needle																
1. Don't disapprove	9.2	12.1	5.7	8.5	7.6	8.6	8.9	10.3	8.0	7.3	15.3	4.1	8.0	8.4	19.1	58.9
2. Disapprove	16.6	16.8	16.8	17.3	9.6	16.7	16.9	17.2	14.8	16.1	18.7	15.7	14.5	18.8	20.3	17.2
3. Strongly disapprove	74.2	71.1	77.5	74.2	82.8	74.7	74.2	72.5	77.2	76.5	66.0	80.2	77.5	72.8	60.6	23.9
<i>Item 29690 Subject A11a</i>	<i>N 2451</i>	<i>1118</i>	<i>1255</i>	<i>1696</i>	<i>265</i>	<i>515</i>	<i>643</i>	<i>885</i>	<i>407</i>	<i>1846</i>	<i>459</i>	<i>1144</i>	<i>557</i>	<i>287</i>	<i>378</i>	<i>51</i>
<b>A20Q:</b> Taking heroin occasionally without using a needle																
1. Don't disapprove	6.8	8.6	4.4	5.6	7.2	5.4	7.1	8.1	5.1	5.1	13.2	3.8	7.1	5.5	10.1	45.9
2. Disapprove	13.7	15.0	12.3	13.5	8.4	14.5	12.8	13.3	14.9	12.9	15.4	12.4	10.6	14.0	20.4	17.0
3. Strongly disapprove	79.5	76.4	83.3	80.9	84.5	80.1	80.1	78.6	80.0	82.0	71.4	83.8	82.2	80.4	69.5	37.1
<i>Item 29700 Subject A11a</i>	<i>N 2448</i>	<i>1114</i>	<i>1255</i>	<i>1692</i>	<i>265</i>	<i>515</i>	<i>644</i>	<i>883</i>	<i>406</i>	<i>1843</i>	<i>457</i>	<i>1142</i>	<i>557</i>	<i>287</i>	<i>377</i>	<i>51</i>
<b>A21:</b> How difficult do you think it would be for you to get each of the following types of drugs, if you wanted some?																
<b>A21A:</b> Marijuana (pot, grass)																
1. Probably impossible	3.8	3.3	4.0	2.1	6.2	4.3	2.9	4.8	2.6	3.4	5.0	7.1	0.3	1.0	0.6	3.0
2. Very difficult	2.2	1.8	2.5	1.8	2.6	1.8	2.7	2.1	2.3	1.7	3.8	4.1	0.3	-	0.4	3.5
3. Fairly difficult	4.4	3.9	4.8	3.8	3.3	3.4	3.6	3.2	9.3	3.7	7.6	7.1	1.2	4.0	1.6	-
4. Fairly easy	20.9	18.4	23.7	21.9	21.6	20.5	21.1	22.6	17.2	22.1	17.4	30.6	12.1	13.9	13.1	3.4
5. Very easy	68.7	72.7	65.1	70.4	66.3	70.0	69.7	67.4	68.5	69.0	66.2	51.1	86.1	81.1	84.4	90.2
<i>Item 6750 Subject A03a</i>	<i>N 2448</i>	<i>1119</i>	<i>1254</i>	<i>1694</i>	<i>263</i>	<i>512</i>	<i>642</i>	<i>887</i>	<i>408</i>	<i>1848</i>	<i>458</i>	<i>1141</i>	<i>559</i>	<i>287</i>	<i>378</i>	<i>52</i>
<b>A21B:</b> LSD																
1. Probably impossible	10.3	8.7	11.3	5.6	29.6	9.1	10.7	10.8	10.2	8.8	13.5	15.2	8.0	5.2	2.3	7.7
2. Very difficult	12.6	11.8	12.9	11.7	16.2	8.6	14.3	14.9	10.0	12.5	13.3	15.0	12.0	10.6	8.3	-
3. Fairly difficult	25.8	27.0	25.5	26.6	28.3	22.8	26.8	26.2	27.2	27.0	25.2	30.5	26.3	20.2	19.4	7.6
4. Fairly easy	31.6	31.0	32.5	35.8	14.7	33.8	31.3	29.3	34.0	32.3	29.6	27.5	33.0	40.3	35.6	34.8
5. Very easy	19.7	21.5	17.8	20.2	11.2	25.7	16.9	18.7	18.6	19.4	18.3	11.8	20.7	23.8	34.5	49.9
<i>Item 6760 Subject A03a</i>	<i>N 2402</i>	<i>1103</i>	<i>1224</i>	<i>1661</i>	<i>257</i>	<i>499</i>	<i>634</i>	<i>865</i>	<i>403</i>	<i>1808</i>	<i>453</i>	<i>1111</i>	<i>545</i>	<i>287</i>	<i>376</i>	<i>52</i>
<b>A21C:</b> PCP (angel dust)																
1. Probably impossible	14.4	14.8	13.8	10.4	32.2	12.4	17.1	14.2	13.2	13.2	16.1	17.7	12.8	13.1	7.7	4.1
2. Very difficult	21.9	23.3	20.2	22.8	19.6	17.6	23.7	24.9	18.1	22.7	20.2	22.5	22.7	20.0	22.6	5.9
3. Fairly difficult	30.7	31.0	31.4	33.8	22.6	31.7	28.2	31.1	32.7	32.3	29.2	30.3	30.8	30.3	32.5	38.4
4. Fairly easy	23.0	19.5	26.3	24.0	15.5	26.6	23.5	19.5	25.5	22.9	21.4	21.4	22.6	25.9	24.8	37.4
5. Very easy	9.9	11.4	8.3	9.0	10.0	11.8	7.4	10.4	10.5	8.8	13.2	8.1	11.1	10.7	12.5	14.2
<i>Item 6771 Subject A03a</i>	<i>N 2399</i>	<i>1106</i>	<i>1218</i>	<i>1659</i>	<i>260</i>	<i>495</i>	<i>629</i>	<i>873</i>	<i>402</i>	<i>1806</i>	<i>452</i>	<i>1114</i>	<i>544</i>	<i>283</i>	<i>375</i>	<i>52</i>
<b>A21D:</b> MDMA (ecstasy)																
1. Probably impossible	18.3	18.1	17.8	12.4	47.1	14.6	22.7	18.4	15.6	16.3	22.6	24.2	17.4	9.3	7.6	8.8
2. Very difficult	20.1	20.9	19.1	21.3	19.3	15.9	23.7	21.1	17.3	20.5	19.8	24.3	16.7	20.6	15.3	1.1
3. Fairly difficult	24.7	26.8	23.2	26.8	17.0	26.9	24.4	21.9	28.4	25.1	25.2	25.4	25.4	27.4	22.7	8.2
4. Fairly easy	22.6	19.1	26.7	25.6	10.2	26.9	19.4	22.0	24.0	24.0	18.1	17.3	25.9	27.6	29.6	32.4
5. Very easy	14.3	15.0	13.3	13.9	6.3	15.7	9.8	16.6	14.7	14.0	14.3	8.8	14.6	15.1	24.7	49.6
<i>Item 23050 Subject A03a</i>	<i>N 2362</i>	<i>1093</i>	<i>1193</i>	<i>1641</i>	<i>249</i>	<i>484</i>	<i>620</i>	<i>864</i>	<i>393</i>	<i>1780</i>	<i>440</i>	<i>1091</i>	<i>542</i>	<i>279</i>	<i>368</i>	<i>52</i>
<b>A21E:</b> Amphetamines (uppers, pep pills, bennies, speed)																
1. Probably impossible	8.9	9.0	8.2	4.3	29.1	8.3	7.0	10.5	9.0	7.6	11.4	12.2	8.7	2.4	2.8	4.1
2. Very difficult	10.4	11.5	9.1	8.5	14.0	10.0	12.0	9.1	10.9	10.3	11.0	11.9	12.2	9.8	3.4	4.4
3. Fairly difficult	19.0	20.1	18.3	19.6	18.6	22.3	17.6	18.3	18.6	19.9	16.8	21.3	20.8	22.3	9.7	5.6
4. Fairly easy	29.5	28.8	30.7	32.2	19.0	31.0	28.4	29.0	30.3	31.2	23.8	30.1	30.5	28.1	28.7	23.5
5. Very easy	32.3	30.5	33.6	35.4	19.3	28.4	35.1	33.0	31.2	31.1	37.0	24.4	27.8	37.5	55.4	62.4
<i>Item 6780 Subject A03a</i>	<i>N 2401</i>	<i>1106</i>	<i>1221</i>	<i>1661</i>	<i>259</i>	<i>492</i>	<i>634</i>	<i>875</i>	<i>400</i>	<i>1810</i>	<i>451</i>	<i>1116</i>	<i>547</i>	<i>283</i>	<i>373</i>	<i>52</i>



QUESTIONNAIRE FORM 6 1996	TOTAL	SEX		RACE		REGION				COLLEGE PLANS?		ILLICIT DRUG USE: LIFETIME				
		M	F	White	Black	NE	NC	S	W	Yes	No	None	Mari- juana Only	Few Pills	More Pills	Any Her- oin
<i>N (Weighted No. of Cases):</i> <i>% of Weighted Total:</i>	2484 100.0	1128 45.4	1261 50.8	1702 68.5	267 10.7	523 21.1	652 26.2	895 36.0	415 16.7	1859 74.8	460 18.5	1153 46.4	559 22.5	287 11.6	378 15.2	53 2.1
<b>A21F: Barbiturates (downers, reds, yellows, etc.)</b>																
1. Probably impossible	13.1	12.7	12.8	7.8	36.1	11.2	13.6	14.7	11.1	11.1	17.1	16.4	12.8	8.4	6.2	4.1
2. Very difficult	14.6	15.3	13.7	13.1	17.8	13.8	13.5	15.9	14.3	15.2	12.7	14.8	16.7	18.2	8.3	6.6
3. Fairly difficult	26.2	26.7	26.2	28.4	18.0	29.5	26.6	22.2	30.3	27.6	22.1	28.2	28.6	27.8	18.9	14.2
4. Fairly easy	26.3	26.0	27.3	29.3	14.0	27.4	26.5	25.6	25.9	27.1	24.6	25.5	23.3	24.8	34.6	31.1
5. Very easy	19.9	19.2	19.9	21.3	14.2	18.1	19.8	21.6	18.4	19.0	23.4	15.1	18.6	20.8	32.0	44.0
<i>Item 6790 Subject A03a</i>	<i>N 2370</i>	<i>1093</i>	<i>1203</i>	<i>1642</i>	<i>253</i>	<i>486</i>	<i>624</i>	<i>864</i>	<i>396</i>	<i>1785</i>	<i>448</i>	<i>1099</i>	<i>539</i>	<i>282</i>	<i>369</i>	<i>52</i>
<b>A21G: Tranquilizers</b>																
1. Probably impossible	14.5	15.8	12.7	9.5	36.8	12.3	16.8	15.9	10.3	12.5	19.3	15.5	17.0	13.6	7.3	6.0
2. Very difficult	17.0	17.9	15.9	16.2	16.4	16.6	18.7	15.5	17.9	17.4	15.3	16.8	17.0	21.1	14.3	14.0
3. Fairly difficult	28.3	30.4	26.8	30.7	22.3	30.4	28.9	25.6	31.0	29.2	27.8	28.0	32.8	27.3	26.6	9.4
4. Fairly easy	25.0	21.9	28.7	28.1	11.9	24.8	23.5	25.9	25.5	26.3	21.1	25.1	19.1	23.5	34.9	32.7
5. Very easy	15.2	14.1	15.9	15.5	12.6	16.0	12.1	17.1	15.4	14.7	16.5	14.5	14.1	14.5	16.9	37.9
<i>Item 6800 Subject A03a</i>	<i>N 2373</i>	<i>1098</i>	<i>1201</i>	<i>1646</i>	<i>251</i>	<i>488</i>	<i>623</i>	<i>869</i>	<i>393</i>	<i>1783</i>	<i>450</i>	<i>1100</i>	<i>542</i>	<i>283</i>	<i>366</i>	<i>52</i>
<b>A21H: "Crack" cocaine</b>																
1. Probably impossible	14.1	13.6	14.3	12.2	17.0	15.2	13.4	15.1	11.4	13.0	17.3	17.2	12.5	15.5	6.4	4.0
2. Very difficult	19.4	20.6	18.3	22.2	6.9	20.0	20.1	19.3	17.5	22.2	11.3	21.1	20.7	16.9	16.2	4.0
3. Fairly difficult	23.4	23.5	23.5	26.4	10.9	28.3	25.0	19.0	24.4	24.8	18.6	24.5	22.5	22.9	23.6	19.8
4. Fairly easy	23.4	21.0	26.1	24.0	22.1	22.5	22.7	22.2	28.5	22.5	26.7	22.2	20.0	28.5	27.8	32.5
5. Very easy	19.8	21.3	17.7	15.3	43.2	14.1	18.7	24.4	18.2	17.5	26.0	15.0	24.2	16.1	26.0	39.7
<i>Item 6811 Subject A03a</i>	<i>N 2399</i>	<i>1105</i>	<i>1218</i>	<i>1657</i>	<i>257</i>	<i>492</i>	<i>631</i>	<i>873</i>	<i>402</i>	<i>1805</i>	<i>452</i>	<i>1113</i>	<i>546</i>	<i>282</i>	<i>374</i>	<i>52</i>
<b>A21I: Cocaine in powder form</b>																
1. Probably impossible	13.8	12.6	14.6	11.1	19.5	14.0	14.9	13.7	11.9	12.8	16.9	18.3	10.9	11.8	5.7	7.5
2. Very difficult	17.9	18.7	17.3	20.1	7.9	17.2	19.9	17.9	16.0	19.9	12.4	19.6	20.9	15.7	11.8	4.0
3. Fairly difficult	23.2	24.6	22.3	25.7	17.7	25.4	24.5	19.8	25.8	24.7	18.5	24.8	24.7	23.1	19.7	7.5
4. Fairly easy	25.2	23.3	27.2	26.2	21.3	27.7	23.8	23.6	27.7	24.1	29.1	23.1	22.4	31.6	31.2	28.2
5. Very easy	19.9	20.7	18.5	17.0	33.6	15.7	16.9	25.0	18.6	18.5	23.0	14.2	21.0	17.7	31.6	52.8
<i>Item 6812 Subject A03a</i>	<i>N 2397</i>	<i>1104</i>	<i>1219</i>	<i>1658</i>	<i>257</i>	<i>493</i>	<i>629</i>	<i>875</i>	<i>401</i>	<i>1804</i>	<i>452</i>	<i>1109</i>	<i>547</i>	<i>284</i>	<i>374</i>	<i>52</i>
<b>A21J: Heroin</b>																
1. Probably impossible	19.8	20.1	19.2	16.2	31.2	20.0	19.3	20.4	19.1	18.9	21.7	20.8	20.2	22.7	15.3	4.0
2. Very difficult	25.1	25.4	25.0	28.4	16.7	22.9	30.1	25.0	20.0	26.8	21.4	25.7	25.9	21.3	27.2	8.7
3. Fairly difficult	27.1	27.6	27.2	29.9	15.5	30.4	24.7	24.9	31.5	28.1	23.6	27.2	25.9	27.8	30.6	16.9
4. Fairly easy	18.0	16.4	19.7	17.9	19.6	18.4	17.4	17.5	19.7	17.8	17.8	17.2	16.8	20.5	18.1	38.4
5. Very easy	10.0	10.6	8.9	7.6	17.0	8.3	8.5	12.1	9.7	8.4	15.5	9.1	11.2	7.7	8.7	32.0
<i>Item 6820 Subject A03a</i>	<i>N 2372</i>	<i>1098</i>	<i>1200</i>	<i>1641</i>	<i>252</i>	<i>489</i>	<i>624</i>	<i>860</i>	<i>398</i>	<i>1783</i>	<i>450</i>	<i>1105</i>	<i>540</i>	<i>280</i>	<i>365</i>	<i>52</i>
<b>A21K: Some other narcotic (methadone, opium, codeine, paregoric, etc.)</b>																
1. Probably impossible	17.7	17.9	17.1	12.1	39.7	17.5	15.9	20.2	15.2	16.6	20.6	20.7	16.0	17.2	10.8	9.6
2. Very difficult	20.6	20.6	20.7	22.0	14.3	19.2	21.2	20.9	20.8	21.8	17.8	22.7	23.2	18.1	15.3	2.3
3. Fairly difficult	25.5	27.9	23.4	27.7	15.8	29.4	23.1	23.0	30.2	25.6	24.5	25.4	28.2	26.5	23.1	20.2
4. Fairly easy	22.3	19.8	25.1	24.3	16.4	22.5	24.4	21.3	20.9	22.8	20.2	20.8	19.9	27.2	26.6	28.5
5. Very easy	13.9	13.8	13.8	14.0	13.7	11.3	15.5	14.6	12.8	13.1	16.9	10.3	12.8	11.1	24.2	39.4
<i>Item 6830 Subject A03a</i>	<i>N 2375</i>	<i>1096</i>	<i>1203</i>	<i>1645</i>	<i>253</i>	<i>486</i>	<i>627</i>	<i>868</i>	<i>393</i>	<i>1786</i>	<i>450</i>	<i>1101</i>	<i>542</i>	<i>280</i>	<i>370</i>	<i>52</i>
<b>A21L: Crystal meth ("ice")</b>																
1. Probably impossible	24.7	25.9	23.2	20.1	46.3	24.0	24.2	27.6	19.8	23.6	26.0	27.4	26.7	26.1	12.8	6.1
2. Very difficult	24.6	24.4	24.8	27.1	15.4	27.1	26.0	25.0	18.8	26.3	20.2	26.3	24.3	24.5	24.2	4.6
3. Fairly difficult	24.9	24.7	25.6	27.1	18.6	25.6	26.2	20.8	30.8	25.3	25.1	25.1	25.2	22.4	27.4	19.1
4. Fairly easy	15.6	14.2	17.1	16.6	9.6	15.3	14.4	15.3	18.8	16.0	13.6	14.0	12.5	19.0	18.0	48.8
5. Very easy	10.2	10.8	9.3	9.2	10.2	7.9	9.2	11.3	11.8	8.8	15.0	7.1	11.3	7.9	17.6	21.3
<i>Item 24410 Subject A03a</i>	<i>N 2374</i>	<i>1101</i>	<i>1200</i>	<i>1641</i>	<i>256</i>	<i>485</i>	<i>626</i>	<i>866</i>	<i>397</i>	<i>1784</i>	<i>450</i>	<i>1101</i>	<i>541</i>	<i>278</i>	<i>374</i>	<i>52</i>
<b>A21M: Steroids</b>																
1. Probably impossible	13.3	12.6	13.3	9.0	29.3	13.1	12.6	13.7	13.8	11.6	17.1	14.0	15.1	8.9	9.8	11.0
2. Very difficult	14.4	14.1	14.7	14.9	10.4	15.6	14.5	13.4	15.2	14.7	15.0	13.8	13.5	18.7	14.9	11.3
3. Fairly difficult	24.2	25.4	23.6	25.9	16.6	27.4	24.3	21.3	26.1	24.6	23.6	24.9	22.3	25.0	26.1	19.3
4. Fairly easy	26.8	25.6	28.4	28.7	21.4	24.3	27.6	27.2	27.6	28.6	21.1	28.9	26.6	22.3	24.7	31.5
5. Very easy	21.3	22.3	20.1	21.5	22.3	19.6	21.0	24.4	17.3	20.5	23.1	18.4	22.4	25.0	24.5	26.8
<i>Item 23060 Subject A03a</i>	<i>N 2381</i>	<i>1099</i>	<i>1210</i>	<i>1646</i>	<i>256</i>	<i>492</i>	<i>632</i>	<i>864</i>	<i>393</i>	<i>1794</i>	<i>447</i>	<i>1105</i>	<i>545</i>	<i>279</i>	<i>370</i>	<i>52</i>



QUESTIONNAIRE FORM 6 1996	TOTAL	SEX		RACE		REGION				COLLEGE PLANS?		ILLCIT DRUG USE: LIFETIME				
		M	F	White	Black	NE	NC	S	W	Yes	No	None	Mari- juana Only	Few Pills	More Pills	Any Her- oin
<i>N (Weighted No. of Cases):</i>	2484	1128	1261	1702	267	523	652	895	415	1859	460	1153	559	287	378	53
<i>% of Weighted Total:</i>	100.0	45.4	50.8	68.5	10.7	21.1	26.2	36.0	16.7	74.8	18.5	46.4	22.5	11.6	15.2	2.1
The following questions are about tobacco use.																
<b>B01A:</b> Have you ever taken or used smokeless tobacco (snuff, plug, dipping tobacco, chewing tobacco)?																
1. Never—GO TO Q.B02A	70.2	51.2	87.6	65.9	86.6	74.8	68.3	67.0	74.1	71.8	62.9	84.0	63.4	63.2	47.0	33.6
2. Once or twice	17.2	24.1	10.7	18.8	10.5	13.4	17.0	20.4	15.3	17.6	16.7	9.5	20.7	27.6	25.0	42.8
3. Occasionally but not regularly	6.1	11.3	1.1	7.1	2.4	5.3	8.0	6.2	4.1	5.3	9.5	3.4	7.6	4.5	13.0	10.3
4. Regularly in the past	3.5	7.1	0.5	4.3	-	3.0	4.3	3.2	3.6	3.0	5.3	2.0	3.4	3.1	8.3	8.8
5. Regularly now	3.0	6.3	0.1	3.9	0.5	3.5	2.4	3.2	2.9	2.3	5.7	1.1	4.8	1.7	6.7	4.6
<i>Item 22230 Subject A01a</i>	<i>N 2409</i>	<i>1105</i>	<i>1234</i>	<i>1672</i>	<i>260</i>	<i>508</i>	<i>621</i>	<i>876</i>	<i>404</i>	<i>1817</i>	<i>454</i>	<i>1126</i>	<i>550</i>	<i>284</i>	<i>373</i>	<i>51</i>
<b>B01B:</b> How frequently have you taken smokeless tobacco during the past 30 days?																
1. Not at all	90.2	80.5	98.9	88.4	96.6	91.6	87.4	90.8	91.5	92.4	82.4	95.4	86.0	92.1	81.1	73.4
2. Once or twice	4.4	8.1	0.7	5.0	2.6	3.3	6.4	4.1	3.3	3.6	7.1	2.2	7.0	4.7	6.3	9.6
3. Once or twice per week	1.0	1.9	0.3	1.3	0.3	1.0	1.7	0.5	1.2	0.9	1.8	0.8	1.0	0.9	2.1	-
4. Three to five times per week	1.1	2.3	-	1.3	-	0.9	0.5	1.6	1.1	0.6	2.0	0.2	1.4	-	3.0	9.1
5. About once a day	0.7	1.5	0.1	0.8	-	1.3	1.0	0.4	0.2	0.5	1.7	0.4	0.2	1.1	2.2	0.6
6. More than once a day	2.6	5.6	-	3.2	0.5	1.9	3.1	2.6	2.7	2.1	5.0	1.0	4.4	1.2	5.4	7.3
<i>Item 22240 Subject A01c</i>	<i>N 2412</i>	<i>1107</i>	<i>1235</i>	<i>1671</i>	<i>261</i>	<i>508</i>	<i>623</i>	<i>876</i>	<i>405</i>	<i>1821</i>	<i>453</i>	<i>1127</i>	<i>550</i>	<i>284</i>	<i>372</i>	<i>52</i>
<b>D01:</b> How much do you agree or disagree with each of the following statements?																
<b>D01A:</b> I take a positive attitude toward myself																
1. Disagree	2.9	2.2	3.4	2.7	2.5	5.3	3.2	1.7	1.8	2.8	3.6	2.2	2.5	4.1	3.3	8.5
2. Mostly disagree	7.3	5.7	8.7	7.9	2.8	8.6	6.9	6.2	8.8	6.9	9.4	4.8	7.1	8.2	11.7	26.5
3. Neither	11.3	11.0	11.5	11.9	3.7	11.8	12.0	9.9	12.8	10.5	15.2	9.4	11.4	13.8	15.3	11.5
4. Mostly agree	44.0	44.2	44.5	48.6	27.9	42.8	48.3	43.5	39.6	44.7	41.4	46.0	41.2	43.8	42.5	44.1
5. Agree	34.5	36.8	31.9	28.9	63.1	31.5	29.6	38.7	36.9	35.1	30.4	37.6	37.7	30.1	27.3	9.3
<i>Item 12550 Subject Q01</i>	<i>N 2316</i>	<i>1058</i>	<i>1210</i>	<i>1630</i>	<i>244</i>	<i>485</i>	<i>615</i>	<i>827</i>	<i>390</i>	<i>1815</i>	<i>442</i>	<i>1096</i>	<i>522</i>	<i>272</i>	<i>361</i>	<i>46</i>
<b>D01B:</b> Life often seems meaningless																
1. Disagree	36.9	37.4	36.5	35.9	44.3	36.0	32.9	39.2	39.3	37.5	33.5	42.7	36.8	31.9	25.4	18.3
2. Mostly disagree	29.4	27.6	31.3	32.5	17.7	30.0	30.7	29.8	25.6	31.2	22.4	28.0	32.9	32.0	27.7	27.4
3. Neither	16.7	18.9	14.4	16.1	16.5	17.8	18.6	13.8	18.7	15.4	22.2	15.5	16.8	14.9	22.5	11.2
4. Mostly agree	11.7	12.2	11.4	10.7	16.3	9.9	12.3	12.1	12.1	11.1	14.1	9.7	8.9	14.9	16.9	28.1
5. Agree	5.3	4.0	6.4	4.8	5.2	6.3	5.6	5.0	4.3	4.8	7.9	4.1	4.6	6.3	7.4	15.0
<i>Item 23700 Subject P01, Q01</i>	<i>N 2313</i>	<i>1052</i>	<i>1209</i>	<i>1629</i>	<i>245</i>	<i>486</i>	<i>614</i>	<i>825</i>	<i>388</i>	<i>1815</i>	<i>440</i>	<i>1091</i>	<i>522</i>	<i>273</i>	<i>361</i>	<i>46</i>
<b>D01C:</b> People should do their own thing, even if other people think it's strange																
1. Disagree	2.0	2.5	1.4	1.0	5.4	1.5	2.1	1.9	2.5	1.3	4.2	1.8	2.2	2.6	1.4	-
2. Mostly disagree	2.9	3.2	2.5	2.8	1.9	2.3	3.3	2.8	3.4	2.7	3.9	3.5	2.8	2.0	1.9	-
3. Neither	10.0	12.5	7.8	9.8	9.4	9.8	9.0	12.1	7.5	9.6	11.8	12.1	7.9	7.6	8.3	12.2
4. Mostly agree	34.5	35.6	33.8	36.6	25.4	32.9	37.4	32.6	36.1	36.4	27.2	35.4	35.9	30.1	35.0	19.1
5. Agree	50.5	46.2	54.4	49.7	57.9	53.5	48.2	50.5	50.5	49.9	52.8	47.0	51.4	57.6	53.3	68.7
<i>Item 7040 Subject Q08</i>	<i>N 2311</i>	<i>1050</i>	<i>1211</i>	<i>1630</i>	<i>244</i>	<i>484</i>	<i>611</i>	<i>827</i>	<i>388</i>	<i>1816</i>	<i>437</i>	<i>1090</i>	<i>523</i>	<i>273</i>	<i>360</i>	<i>46</i>
<b>D01D:</b> I feel I do not have much to be proud of																
1. Disagree	48.8	48.9	48.8	46.8	62.8	43.9	46.2	54.0	48.0	50.9	41.4	56.4	47.2	42.9	37.6	16.5
2. Mostly disagree	26.9	26.0	27.9	29.4	18.3	28.6	28.0	24.9	27.6	28.1	20.2	26.2	28.4	25.3	27.1	32.9
3. Neither	12.0	12.5	11.3	11.9	8.8	13.7	14.2	9.7	11.0	10.1	19.9	8.2	16.3	13.4	14.7	26.6
4. Mostly agree	8.8	9.6	8.2	8.8	8.3	9.5	9.2	7.6	10.0	7.7	13.8	5.9	6.5	12.6	16.3	20.5
5. Agree	3.5	3.0	3.8	3.1	1.8	4.3	2.5	3.7	3.4	3.2	4.7	3.4	1.6	5.8	4.3	3.5
<i>Item 12660 Subject Q01</i>	<i>N 2308</i>	<i>1050</i>	<i>1207</i>	<i>1625</i>	<i>245</i>	<i>482</i>	<i>613</i>	<i>826</i>	<i>387</i>	<i>1810</i>	<i>440</i>	<i>1091</i>	<i>520</i>	<i>272</i>	<i>360</i>	<i>46</i>
<b>D01E:</b> I feel I am a person of worth, on an equal plane with others																
1. Disagree	3.3	3.2	3.3	2.2	5.6	3.1	3.5	3.3	3.2	2.4	6.9	2.5	2.5	4.0	3.9	18.9
2. Mostly disagree	5.5	5.7	5.3	6.0	3.4	6.8	6.4	4.5	4.4	5.0	7.7	3.4	5.6	5.7	9.0	18.4
3. Neither	11.8	11.2	12.1	11.7	12.4	12.2	11.8	10.7	13.6	10.9	16.4	8.5	14.1	13.9	16.5	17.8
4. Mostly agree	31.8	31.1	32.6	34.6	17.7	32.0	36.2	30.2	28.1	31.5	31.7	33.2	31.6	32.0	28.3	29.4
5. Agree	47.6	48.7	46.7	45.5	60.9	45.8	42.1	51.3	50.6	50.2	37.3	52.3	46.2	44.4	42.3	15.6
<i>Item 12570 Subject Q01</i>	<i>N 2304</i>	<i>1050</i>	<i>1204</i>	<i>1626</i>	<i>244</i>	<i>480</i>	<i>613</i>	<i>826</i>	<i>385</i>	<i>1808</i>	<i>437</i>	<i>1089</i>	<i>521</i>	<i>270</i>	<i>359</i>	<i>46</i>



QUESTIONNAIRE FORM 6 1996	TOTAL	SEX		RACE		REGION				COLLEGE PLANS?		ILLICIT DRUG USE: LIFETIME					
		M	F	White	Black	NE	NC	S	W	Yes	No	None	Mari- juana Only	Few Pills	More Pills	Any Her- oin	
<i>N (Weighted No. of Cases):</i>	2484	1128	1261	1702	267	523	652	895	415	1859	460	1153	559	287	378	53	
<i>% of Weighted Total:</i>	100.0	45.4	50.8	68.5	10.7	21.1	26.2	36.0	16.7	74.8	18.5	46.4	22.5	11.6	15.2	2.1	
<b>D01F:</b> I enjoy life as much as anyone																	
1. Disagree	3.5	3.0	3.8	3.2	3.3	5.1	4.1	2.5	3.1	2.8	7.0	2.5	3.1	3.8	5.6	10.8	
2. Mostly disagree	7.6	7.5	8.0	7.6	8.5	6.3	6.8	8.2	9.2	7.2	9.8	6.5	8.6	8.8	9.6	2.5	
3. Neither	12.8	14.1	12.1	13.1	7.5	15.6	15.5	8.9	13.3	11.4	18.4	10.0	15.2	16.4	14.6	17.6	
4. Mostly agree	33.7	32.1	35.1	36.9	20.7	32.7	37.4	33.3	30.0	35.5	27.1	34.7	30.5	34.3	35.1	30.3	
5. Agree	42.4	43.4	41.1	39.1	60.0	40.4	36.3	47.1	44.4	43.2	37.7	46.3	42.6	36.8	35.0	38.8	
<i>Item 23710 Subject P01, Q01</i>	<i>N</i>	<i>2299</i>	<i>1045</i>	<i>1205</i>	<i>1626</i>	<i>243</i>	<i>478</i>	<i>611</i>	<i>826</i>	<i>384</i>	<i>1804</i>	<i>436</i>	<i>1088</i>	<i>519</i>	<i>271</i>	<i>357</i>	<i>44</i>
<b>D01G:</b> I get a real kick out of doing things that are a little dangerous																	
1. Disagree	13.7	7.3	19.0	9.4	39.8	14.0	11.5	14.7	14.5	13.3	15.2	18.9	11.4	10.1	3.4	8.8	
2. Mostly disagree	16.1	12.6	19.1	16.7	15.1	17.2	16.2	15.7	15.2	16.9	11.2	19.3	15.6	12.2	10.5	8.1	
3. Neither	23.1	22.5	24.1	23.8	20.2	26.0	24.1	22.2	20.2	23.0	24.0	25.2	24.2	18.9	21.4	5.6	
4. Mostly agree	27.7	29.9	26.3	30.7	14.6	25.8	30.5	27.9	25.3	27.8	27.3	22.4	29.5	35.0	34.9	41.3	
5. Agree	19.4	27.8	11.5	19.3	10.3	16.9	17.7	19.5	24.8	19.0	22.3	14.3	19.2	23.7	29.8	36.1	
<i>Item 7050 Subject Q04</i>	<i>N</i>	<i>2300</i>	<i>1049</i>	<i>1204</i>	<i>1624</i>	<i>242</i>	<i>476</i>	<i>611</i>	<i>827</i>	<i>386</i>	<i>1805</i>	<i>437</i>	<i>1089</i>	<i>519</i>	<i>271</i>	<i>358</i>	<i>44</i>
<b>D01H:</b> Sometimes I think that I am no good at all																	
1. Disagree	40.3	43.0	37.6	37.1	61.0	39.7	35.6	44.2	39.9	41.7	33.7	45.9	40.0	32.0	31.1	24.9	
2. Mostly disagree	24.8	24.3	25.1	27.2	15.4	25.6	26.7	23.7	23.2	26.0	21.5	24.7	25.8	24.5	24.0	28.9	
3. Neither	16.2	18.2	14.6	17.0	10.3	15.4	17.4	15.7	16.7	14.3	23.6	14.4	17.4	18.4	19.9	10.5	
4. Mostly agree	12.5	9.3	15.4	13.3	7.5	12.1	14.2	10.7	14.2	12.1	14.1	10.5	11.5	18.6	13.9	22.3	
5. Agree	6.2	5.1	7.3	5.5	5.9	7.2	6.2	5.7	5.9	5.9	7.2	4.5	5.3	6.5	11.1	13.4	
<i>Item 12680 Subject Q01</i>	<i>N</i>	<i>2304</i>	<i>1049</i>	<i>1205</i>	<i>1626</i>	<i>242</i>	<i>478</i>	<i>612</i>	<i>827</i>	<i>386</i>	<i>1807</i>	<i>438</i>	<i>1089</i>	<i>519</i>	<i>272</i>	<i>361</i>	<i>44</i>
<b>D01I:</b> I am able to do things as well as most other people																	
1. Disagree	2.7	3.0	2.5	2.1	2.8	2.6	2.7	2.6	3.2	2.1	5.4	2.7	2.7	2.5	2.3	2.7	
2. Mostly disagree	4.3	3.9	4.7	4.6	3.5	5.0	3.9	4.6	3.1	3.8	5.9	3.5	4.1	5.2	4.4	16.0	
3. Neither	9.7	9.7	9.9	10.1	5.6	10.7	11.0	8.8	8.2	8.5	14.4	7.7	11.5	13.2	9.7	12.3	
4. Mostly agree	38.2	35.9	40.6	40.3	30.7	39.6	42.7	33.5	39.6	38.3	37.4	40.0	35.0	36.5	40.1	37.9	
5. Agree	45.1	47.5	42.5	43.0	57.4	42.0	39.7	50.6	45.8	47.4	36.9	46.0	46.7	42.5	43.5	31.1	
<i>Item 12580 Subject Q01</i>	<i>N</i>	<i>2302</i>	<i>1048</i>	<i>1204</i>	<i>1625</i>	<i>242</i>	<i>477</i>	<i>613</i>	<i>826</i>	<i>386</i>	<i>1807</i>	<i>437</i>	<i>1088</i>	<i>519</i>	<i>270</i>	<i>360</i>	<i>46</i>
<b>D01J:</b> The future often seems hopeless																	
1. Disagree	45.3	41.8	48.3	43.6	53.8	45.9	38.0	49.1	48.2	47.6	34.4	52.0	45.3	38.6	33.9	19.0	
2. Mostly disagree	25.6	26.9	24.4	28.4	16.2	26.1	29.1	23.1	24.9	26.0	24.5	26.5	23.1	23.6	27.0	34.1	
3. Neither	13.8	15.6	12.2	14.6	10.2	15.4	14.0	12.6	14.1	12.8	18.0	11.1	14.2	14.1	21.0	12.4	
4. Mostly agree	10.5	11.3	10.1	9.9	14.8	7.7	13.4	10.5	9.6	9.5	14.9	7.2	11.3	17.6	13.2	20.7	
5. Agree	4.7	4.4	5.0	3.5	5.0	5.0	5.6	4.7	3.1	4.0	8.2	3.2	6.1	6.1	4.8	13.7	
<i>Item 23720 Subject P01, Q01</i>	<i>N</i>	<i>2301</i>	<i>1050</i>	<i>1201</i>	<i>1624</i>	<i>241</i>	<i>477</i>	<i>612</i>	<i>826</i>	<i>386</i>	<i>1805</i>	<i>438</i>	<i>1086</i>	<i>519</i>	<i>272</i>	<i>359</i>	<i>46</i>
<b>D01K:</b> I like to test myself every now and then by doing something a little risky																	
1. Disagree	16.4	10.9	21.1	13.9	33.7	17.7	14.0	17.2	17.1	15.8	18.8	21.3	16.2	10.8	7.3	7.0	
2. Mostly disagree	15.0	12.4	17.5	15.8	13.4	15.3	17.2	14.4	12.5	15.7	12.0	17.5	15.9	11.8	8.4	11.5	
3. Neither	21.0	20.0	21.9	20.4	17.5	23.1	20.7	19.3	22.5	20.2	23.4	20.4	21.4	24.6	22.0	6.6	
4. Mostly agree	31.4	35.4	28.3	33.4	22.5	26.8	32.1	34.6	29.2	33.3	25.0	29.0	29.3	33.6	38.6	48.3	
5. Agree	16.2	21.4	11.2	16.5	12.9	17.0	16.0	14.6	18.7	15.0	20.8	11.8	17.2	19.2	23.7	26.7	
<i>Item 7060 Subject Q04</i>	<i>N</i>	<i>2292</i>	<i>1039</i>	<i>1204</i>	<i>1617</i>	<i>241</i>	<i>475</i>	<i>612</i>	<i>820</i>	<i>384</i>	<i>1797</i>	<i>436</i>	<i>1080</i>	<i>518</i>	<i>270</i>	<i>360</i>	<i>44</i>
<b>D01L:</b> I feel that I can't do anything right																	
1. Disagree	48.4	49.6	47.7	47.1	57.0	45.8	45.0	50.7	51.9	50.7	38.0	53.5	47.0	44.7	40.2	36.8	
2. Mostly disagree	24.4	23.2	25.1	26.1	16.7	24.6	26.3	22.6	24.6	26.0	17.7	23.9	26.8	22.1	25.5	16.3	
3. Neither	15.5	15.9	15.1	16.3	11.2	16.3	15.7	14.8	15.6	13.4	24.7	11.8	16.8	18.6	20.9	23.0	
4. Mostly agree	8.1	7.8	8.4	7.7	8.0	8.8	8.5	8.5	5.7	6.9	13.1	7.8	6.0	9.8	8.5	20.3	
5. Agree	3.7	3.5	3.8	2.8	7.2	4.5	4.4	3.5	2.3	2.9	6.5	3.0	3.4	4.7	5.0	3.7	
<i>Item 12720 Subject Q01</i>	<i>N</i>	<i>2290</i>	<i>1038</i>	<i>1203</i>	<i>1620</i>	<i>238</i>	<i>478</i>	<i>612</i>	<i>818</i>	<i>381</i>	<i>1797</i>	<i>435</i>	<i>1084</i>	<i>518</i>	<i>269</i>	<i>353</i>	<i>46</i>
<b>D01M:</b> On the whole, I'm satisfied with myself																	
1. Disagree	3.1	2.6	3.3	2.0	3.4	3.8	3.2	2.7	2.7	2.8	4.4	2.5	2.1	2.6	5.4	9.7	
2. Mostly disagree	6.7	5.1	8.2	6.9	5.0	7.4	7.9	5.2	7.4	5.8	10.8	4.3	6.3	10.1	9.2	21.0	
3. Neither	12.9	14.3	11.7	13.6	10.6	13.8	14.0	11.1	13.6	11.6	18.4	8.8	17.0	13.0	20.6	2.8	
4. Mostly agree	32.0	30.2	33.7	33.3	23.6	32.3	32.1	31.1	33.6	32.6	29.0	34.2	28.8	29.5	32.7	30.3	
5. Agree	45.3	47.7	43.1	44.3	57.4	42.8	42.8	49.9	42.7	47.2	37.4	50.2	45.8	44.8	32.2	36.2	
<i>Item 12620 Subject P01, Q01</i>	<i>N</i>	<i>2293</i>	<i>1043</i>	<i>1200</i>	<i>1619</i>	<i>241</i>	<i>477</i>	<i>612</i>	<i>820</i>	<i>384</i>	<i>1801</i>	<i>433</i>	<i>1082</i>	<i>519</i>	<i>268</i>	<i>358</i>	<i>46</i>



## MONITORING THE FUTURE

QUESTIONNAIRE FORM 6 1996	TOTAL	SEX		RACE		REGION				COLLEGE PLANS?		ILLICIT DRUG USE: LIFETIME					
		M	F	White	Black	NE	NC	S	W	Yes	No	None	Mari- juana Only	Few Pills	More Pills	Any Her- oin	
<i>N (Weighted No. of Cases):</i>	2484	1128	1261	1702	267	523	652	895	415	1859	460	1153	559	287	378	53	
<i>% of Weighted Total:</i>	100.0	45.4	50.8	68.5	10.7	21.1	26.2	36.0	16.7	74.8	18.5	46.4	22.5	11.6	15.2	2.1	
<b>D01N:</b> I feel that my life is not very useful																	
1. Disagree	52.0	51.4	52.3	50.8	61.3	49.6	49.2	55.5	51.6	54.4	43.0	61.1	49.0	44.8	38.0	26.4	
2. Mostly disagree	23.1	23.0	23.0	25.3	15.3	24.5	24.6	20.5	24.7	23.8	20.4	20.5	24.3	23.5	28.3	25.8	
3. Neither	13.1	14.1	12.2	13.5	10.1	14.3	14.0	12.7	10.9	11.5	19.5	9.0	14.3	15.8	21.8	12.0	
4. Mostly agree	7.7	7.6	8.1	7.5	5.9	7.4	7.8	7.7	8.1	6.8	11.4	5.3	8.9	10.7	9.1	24.7	
5. Agree	4.1	3.8	4.4	2.8	7.4	4.1	4.4	3.6	4.7	3.5	5.7	4.1	3.4	5.3	2.9	11.1	
<i>Item 12750 Subject Q01</i>	<i>N</i>	<i>2294</i>	<i>1043</i>	<i>1203</i>	<i>1620</i>	<i>240</i>	<i>475</i>	<i>613</i>	<i>823</i>	<i>383</i>	<i>1802</i>	<i>434</i>	<i>1084</i>	<i>518</i>	<i>269</i>	<i>358</i>	<i>46</i>
<b>D01O:</b> It feels good to be alive																	
1. Disagree	2.6	2.5	2.6	1.9	3.6	3.6	3.2	1.9	2.0	2.0	5.4	2.0	2.3	1.9	2.9	15.6	
2. Mostly disagree	2.6	2.7	2.6	2.4	1.3	2.6	2.7	1.8	4.2	2.4	3.5	1.4	3.6	1.9	4.4	11.1	
3. Neither	11.1	11.8	10.5	11.8	6.5	14.0	11.8	9.2	10.3	9.9	16.6	6.3	13.4	14.7	19.6	10.9	
4. Mostly agree	22.8	21.8	23.6	24.3	11.6	23.6	26.6	19.5	23.0	23.7	19.8	22.8	21.1	21.5	25.4	28.3	
5. Agree	60.9	61.1	60.7	59.6	77.0	56.3	55.7	67.6	60.5	62.0	54.8	67.5	59.7	60.0	47.7	34.0	
<i>Item 23730 Subject P01, Q01</i>	<i>N</i>	<i>2286</i>	<i>1036</i>	<i>1200</i>	<i>1613</i>	<i>241</i>	<i>475</i>	<i>610</i>	<i>819</i>	<i>382</i>	<i>1792</i>	<i>436</i>	<i>1081</i>	<i>518</i>	<i>266</i>	<i>357</i>	<i>46</i>
The different questionnaire forms used in this study emphasize different topics. In the rest of this questionnaire, we ask more about your experiences and attitudes relating to alcohol and other drugs.																	
<b>D02:</b> On how many occasions (if any) have you been drunk or very high from drinking alcoholic beverages?																	
<b>D02A:</b> . . . in your lifetime?																	
1. 0 occasions	35.4	33.8	36.8	30.3	58.6	32.9	33.2	35.5	42.0	35.7	33.4	60.0	14.1	13.8	10.5	6.4	
2. 1-2	13.5	10.5	15.9	13.0	13.4	13.4	15.8	12.6	11.8	13.0	15.2	16.2	15.8	13.6	3.7	1.2	
3. 3-5	9.8	8.3	11.3	10.3	9.6	10.8	11.3	8.8	8.4	10.3	8.2	6.7	16.8	13.8	7.4	-	
4. 6-9	7.1	7.2	7.0	7.1	6.8	5.9	5.9	8.1	8.5	6.7	9.7	5.8	9.4	8.1	7.4	3.7	
5. 10-19	8.7	9.3	8.1	9.7	2.5	9.8	8.7	7.9	8.8	9.1	6.9	4.3	11.7	16.0	10.2	24.8	
6. 20-39	8.6	8.6	8.7	10.2	4.5	9.7	7.4	10.2	5.8	9.3	6.1	3.7	14.8	15.8	9.9	6.9	
7. 40 or more	16.9	22.2	12.2	19.4	4.6	17.5	17.7	16.9	14.7	16.1	20.5	3.2	17.4	18.9	51.1	57.0	
<i>Item 25020 Subject A01a</i>	<i>N</i>	<i>2242</i>	<i>1015</i>	<i>1179</i>	<i>1592</i>	<i>230</i>	<i>461</i>	<i>599</i>	<i>805</i>	<i>377</i>	<i>1767</i>	<i>415</i>	<i>1063</i>	<i>505</i>	<i>263</i>	<i>354</i>	<i>43</i>
<b>D02B:</b> . . . during the last 12 months?																	
1. 0 occasions	45.0	42.3	47.5	38.8	72.1	41.8	42.2	45.3	52.9	45.1	43.9	69.1	26.8	28.7	14.4	7.3	
2. 1-2	15.7	13.0	18.1	15.8	12.6	15.3	19.2	14.5	13.3	15.3	17.8	15.1	21.4	18.1	9.5	4.0	
3. 3-5	8.6	8.2	9.2	9.4	3.8	11.1	8.0	6.9	10.1	8.7	7.7	5.9	13.2	7.3	11.7	7.3	
4. 6-9	8.6	10.5	6.8	10.4	3.8	8.1	9.8	8.9	6.7	8.2	10.2	4.0	11.1	15.3	11.7	24.6	
5. 10-19	8.8	8.7	8.7	9.9	4.4	9.5	6.5	11.5	6.2	9.6	6.1	3.6	11.8	16.9	13.8	17.5	
6. 20-39	6.2	6.9	5.8	7.4	1.1	4.5	5.9	6.8	7.8	6.3	6.3	1.2	8.3	8.7	17.1	4.5	
7. 40 or more	7.0	10.3	4.0	8.4	2.2	9.9	8.4	6.1	3.1	6.8	7.9	1.2	7.4	4.9	21.8	34.8	
<i>Item 25030 Subject A01b</i>	<i>N</i>	<i>2229</i>	<i>1013</i>	<i>1169</i>	<i>1582</i>	<i>229</i>	<i>458</i>	<i>600</i>	<i>797</i>	<i>376</i>	<i>1762</i>	<i>407</i>	<i>1058</i>	<i>498</i>	<i>261</i>	<i>352</i>	<i>44</i>
<b>D02C:</b> . . . during the last 30 days?																	
1. 0 occasions	64.2	59.3	68.4	59.1	83.4	61.3	65.1	62.0	71.0	63.9	63.5	85.9	50.6	50.5	31.7	32.8	
2. 1-2	16.4	17.1	16.0	18.7	6.1	18.0	15.6	16.1	16.1	16.1	18.5	9.0	23.2	26.7	21.0	22.2	
3. 3-5	7.6	8.4	6.6	8.0	5.4	7.4	6.8	9.0	6.2	8.2	5.4	2.7	10.8	11.8	14.7	6.9	
4. 6-9	5.6	5.9	5.3	6.8	3.1	4.3	6.2	6.6	3.8	6.2	3.2	1.4	8.9	5.4	12.7	12.1	
5. 10-19	4.0	5.4	2.8	4.6	1.1	5.8	4.5	3.4	2.2	3.4	6.7	0.4	5.1	4.6	13.0	4.8	
6. 20-39	1.2	1.8	0.7	1.7	-	1.8	1.1	1.5	0.3	1.3	1.2	-	0.8	0.9	4.0	17.0	
7. 40 or more	1.1	2.1	0.2	1.1	0.9	1.4	0.7	1.4	0.5	1.0	1.4	0.7	0.5	-	2.9	4.2	
<i>Item 25040 Subject A01c</i>	<i>N</i>	<i>2233</i>	<i>1014</i>	<i>1171</i>	<i>1588</i>	<i>230</i>	<i>460</i>	<i>599</i>	<i>797</i>	<i>377</i>	<i>1762</i>	<i>411</i>	<i>1059</i>	<i>501</i>	<i>263</i>	<i>352</i>	<i>43</i>
<b>D03:</b> Steroids, or anabolic steroids, are sometimes prescribed by doctors to promote healing from certain types of injuries. Some athletes, and others, have used them to try to increase muscle development. On how many occasions (if any) have you taken steroids on your own—that is, without a doctor telling you to take them . . .																	



DESCRIPTIVE RESULTS: 1996

233

QUESTIONNAIRE FORM 6 1996	TOTAL	SEX		RACE		REGION				COLLEGE PLANS?		ILLICIT DRUG USE: LIFETIME				
		M	F	White	Black	NE	NC	S	W	Yes	No	None	Mari- juana Only	Few Pills	More Pills	Any Her- oin
<i>N (Weighted No. of Cases):</i>	2484	1128	1261	1702	267	523	652	895	415	1859	460	1153	559	287	378	53
<i>% of Weighted Total:</i>	100.0	45.4	50.8	68.5	10.7	21.1	26.2	36.0	16.7	74.8	18.5	46.4	22.5	11.6	15.2	2.1
<b>D03A:</b> . . . in your lifetime?																
1. 0 occasions	99.1	98.2	99.8	99.0	99.1	99.0	98.6	99.4	99.1	99.5	97.0	100.0	100.0	98.3	96.6	94.6
2. 1-2	0.2	0.5	0.1	0.3	0.3	0.1	0.3	0.1	0.5	0.1	0.9	-	-	1.1	0.8	-
3. 3-5	0.2	0.4	-	0.2	-	-	0.6	-	0.1	-	0.9	-	-	-	0.8	-
4. 6-9	0.1	-	0.1	0.1	-	-	-	0.1	0.2	*	0.2	-	-	-	0.2	1.8
5. 10-19	0.1	0.2	-	0.1	-	-	0.3	-	-	-	0.4	-	-	-	0.5	-
6. 20-39	0.1	*	-	0.1	-	0.4	-	-	-	0.1	-	-	-	-	0.4	0.9
7. 40 or more	0.3	0.7	-	0.3	0.6	0.5	0.2	0.4	-	0.2	0.6	-	-	0.5	0.8	2.7
<i>Item 22690 Subject A01a</i>	<i>N</i> 2246	1015	1185	1591	235	462	599	807	379	1765	420	1068	511	262	346	43
<b>D03B:</b> . . . during the last 12 months?																
1. 0 occasions	99.2	98.4	99.9	99.1	99.4	99.1	98.6	99.4	99.7	99.5	97.4	100.0	100.0	98.3	97.6	92.2
2. 1-2	0.4	0.9	-	0.5	-	0.1	1.2	0.1	0.1	*	2.1	-	-	1.1	1.5	-
3. 3-5	0.1	-	0.1	0.1	-	-	-	0.1	0.2	*	0.2	-	-	-	0.2	1.7
4. 6-9	-	-	-	-	-	-	-	-	-	-	-	-	-	-	-	-
5. 10-19	0.1	0.2	-	-	-	-	0.3	-	-	0.1	-	-	-	-	-	3.4
6. 20-39	0.1	-	-	0.1	-	0.3	-	-	-	0.1	-	-	-	-	0.4	-
7. 40 or more	0.2	0.6	-	0.2	0.6	0.5	-	0.4	-	0.2	0.3	-	-	0.5	0.4	2.6
<i>Item 22700 Subject A01b</i>	<i>N</i> 2248	1015	1187	1592	235	464	599	807	379	1768	419	1068	510	262	347	45
<b>D03C:</b> . . . during the last 30 days?																
1. 0 occasions	99.6	99.3	99.9	99.5	99.4	99.1	100.0	99.4	99.8	99.6	99.2	100.0	100.0	99.0	98.9	95.5
2. 1-2	0.1	0.2	0.1	0.2	-	0.1	-	0.2	0.2	0.1	0.5	-	-	0.4	0.3	1.8
3. 3-5	-	-	-	-	-	-	-	-	-	-	-	-	-	-	-	-
4. 6-9	0.1	-	-	0.1	-	0.3	-	-	-	0.1	-	-	-	-	0.4	-
5. 10-19	*	0.1	-	0.1	-	0.2	-	-	-	*	-	-	-	-	-	1.8
6. 20-39	*	*	-	*	-	0.1	-	-	-	-	0.1	-	-	-	-	0.9
7. 40 or more	0.2	0.4	-	0.1	0.6	0.3	-	0.4	-	0.2	0.2	-	-	0.5	0.4	-
<i>Item 22710 Subject A01c</i>	<i>N</i> 2247	1014	1187	1592	235	464	598	807	379	1766	419	1068	510	262	347	43
THE FOLLOWING QUESTIONS REFER ONLY TO TAKING ANABOLIC STEROIDS WITHOUT A DOCTOR'S ORDERS. IF YOU HAVE NEVER DONE THIS, GO TO QUESTION D06.																
<b>D04:</b> What have been the most important reasons for your using steroids on your own? (Mark all that apply.)																
A. To speed up recovery from an injury	17.5	11.8	-	27.0	-	55.5	-	-	21.1	28.0	6.4	-	-	42.4	20.3	-
B. To help prevent injury	22.5	25.2	-	11.5	-	17.0	35.5	-	21.1	25.2	19.7	-	-	-	6.2	75.5
C. To improve athletic performance	48.7	42.6	-	63.8	31.9	38.0	64.5	24.6	49.5	41.2	56.7	-	-	57.6	69.3	-
D. To improve my physical appearance	43.5	40.9	-	61.5	-	71.3	40.3	-	53.7	38.6	48.7	-	-	57.6	49.8	50.2
E. Other reason(s)	19.3	21.6	-	4.5	68.1	11.3	-	75.4	24.4	27.7	10.3	-	-	-	28.9	-
<i>Item 23740-23780 Subject A06a</i>	<i>N†</i> 18	16	-	12	2	5	8	3	3	9	9	-	-	3	9	3
<b>D05:</b> What methods have you used for taking steroids on your own? (Mark all that apply.)																
A. Injection	47.2	45.0	-	36.4	-	74.7	35.5	53.9	24.4	69.2	23.6	-	-	42.4	27.2	61.8
B. By mouth	64.7	64.6	-	82.1	68.1	71.3	64.5	46.1	74.8	53.7	76.4	-	-	57.6	92.6	50.2
<i>Item 23790-23800 Subject A05d</i>	<i>N†</i> 18	16	-	12	2	5	8	3	3	9	9	-	-	3	9	3
<b>D06:</b> On how many occasions (if any) have you taken any drugs by injection with a needle (like heroin, cocaine, amphetamines, or steroids) . . .																
Do NOT include anything you took under a doctor's orders.																
<b>D06A:</b> . . . in your lifetime?																
1. 0 occasions	99.0	98.9	99.3	99.2	99.7	98.6	99.1	99.3	98.9	99.2	98.9	100.0	100.0	99.6	97.4	78.4
2. 1-2	0.3	0.4	0.3	0.2	-	0.8	0.4	0.1	0.2	0.3	0.6	-	-	-	0.7	9.4
3. 3-5	0.2	0.3	0.2	0.2	-	0.2	0.3	0.2	0.2	0.2	0.1	-	-	-	0.7	7.3
4. 6-9	0.1	0.1	0.1	0.1	0.3	-	-	0.2	0.2	0.1	-	-	-	0.4	0.3	-
5. 10-19	0.1	0.1	-	0.1	-	0.1	-	0.1	-	0.1	-	-	-	-	0.2	-
6. 20-39	0.2	-	0.2	0.2	-	0.3	-	-	0.6	0.1	0.2	-	-	-	0.8	1.9
7. 40 or more	0.1	0.2	-	0.1	-	-	0.2	0.1	-	0.1	0.2	-	-	-	-	2.9
<i>Item 25050 Subject A01a</i>	<i>N</i> 2200	982	1173	1565	228	448	588	790	374	1740	402	1051	498	256	341	40

\*=less than .05 percent. †=excludes respondents for whom question was inappropriate.



## MONITORING THE FUTURE

QUESTIONNAIRE FORM 6 1996	TOTAL	SEX		RACE		REGION				COLLEGE PLANS?		ILLCIT DRUG USE: LIFETIME					
		M	F	White	Black	NE	NC	S	W	Yes	No	None	Mari- juana Only	Few Pills	More Pills	Any Her- oin	
<i>N (Weighted No. of Cases):</i>	2484	1128	1261	1702	267	523	652	895	415	1859	460	1153	559	287	378	53	
<i>% of Weighted Total:</i>	100.0	45.4	50.8	68.5	10.7	21.1	26.2	36.0	16.7	74.8	18.5	46.4	22.5	11.6	15.2	2.1	
<b>D06B:</b> . . . during the last 12 months?																	
1. 0 occasions	99.4	99.3	99.5	99.3	99.7	99.4	99.5	99.3	99.1	99.5	99.5	100.0	100.0	99.7	98.1	87.8	
2. 1-2	0.1	0.1	0.1	0.1	-	0.2	-	0.1	0.1	0.1	0.1	-	-	-	0.2	3.0	
3. 3-5	0.3	0.3	0.3	0.2	0.3	-	0.3	0.3	0.5	0.2	-	-	-	0.3	1.1	4.3	
4. 6-9	*	-	-	-	-	-	-	*	-	*	-	-	-	-	0.1	-	
5. 10-19	0.1	0.2	0.1	0.2	-	0.1	0.2	0.1	0.2	0.1	0.2	-	-	-	0.2	4.9	
6. 20-39	0.1	-	-	0.1	-	0.3	-	-	-	0.1	-	-	-	-	0.4	-	
7. 40 or more	*	0.1	-	-	-	-	-	0.1	-	-	0.2	-	-	-	-	-	
<i>Item 25060 Subject A01b</i>	<i>N</i>	2207	987	1175	1571	228	449	590	794	374	1746	404	1055	499	257	341	40
<b>D06C:</b> . . . during the last 30 days?																	
1. 0 occasions	99.7	99.7	99.8	99.7	99.7	99.6	100.0	99.6	99.6	99.7	99.5	100.0	100.0	99.7	99.2	97.1	
2. 1-2	0.2	0.1	0.2	0.2	0.3	0.1	-	0.2	0.4	0.1	0.3	-	-	0.3	0.4	2.9	
3. 3-5	0.1	0.1	-	0.1	-	0.3	-	0.1	-	0.1	-	-	-	-	0.4	-	
4. 6-9	-	-	-	-	-	-	-	-	-	-	-	-	-	-	-	-	
5. 10-19	-	-	-	-	-	-	-	-	-	-	-	-	-	-	-	-	
6. 20-39	-	-	-	-	-	-	-	-	-	-	-	-	-	-	-	-	
7. 40 or more	*	0.1	-	-	-	-	-	0.1	-	-	0.2	-	-	-	-	-	
<i>Item 25070 Subject A01c</i>	<i>N</i>	2207	987	1175	1571	228	449	590	794	374	1746	404	1055	499	257	341	40
<b>D07:</b> When (if ever) did you FIRST do each of the following things? Don't count anything you took because a doctor told you to.																	
<b>D07A:</b> Smoke your first cigarette																	
8. Never	34.5	35.2	33.8	31.9	49.0	32.1	34.1	32.8	41.3	36.3	23.7	60.2	14.6	11.4	7.4	4.9	
1. Grade 6 or below	14.6	17.7	11.9	14.1	14.7	13.3	17.6	13.7	13.1	12.7	22.3	7.1	17.2	20.0	26.9	34.1	
2. Grade 7	10.4	11.6	9.6	11.5	4.6	10.9	12.3	9.0	10.0	9.6	14.6	4.4	13.0	14.7	19.4	26.8	
3. Grade 8	9.6	8.7	10.7	10.3	3.7	10.2	8.2	11.1	8.0	9.6	10.8	4.8	12.4	17.6	14.1	10.1	
4. Grade 9 (Freshman)	11.5	10.5	12.3	12.2	7.5	15.3	7.0	13.4	10.1	12.2	9.2	6.8	14.2	13.6	19.3	16.2	
5. Grade 10 (Sophomore)	8.2	6.4	9.5	9.5	5.5	9.3	8.7	7.7	6.9	8.6	6.8	5.3	14.3	12.2	5.3	4.1	
6. Grade 11 (Junior)	7.5	7.9	7.2	7.0	9.5	5.8	8.0	8.4	7.2	7.4	8.0	6.9	9.7	8.7	5.8	2.6	
7. Grade 12 (Senior)	3.7	2.1	5.0	3.5	5.4	3.2	4.0	4.0	3.4	3.6	4.6	4.4	4.7	1.7	1.7	1.2	
<i>Item 5575 Subject A01g</i>	<i>N</i>	2146	972	1136	1539	212	439	576	764	367	1700	390	1006	491	254	340	41
<b>D07B:</b> Smoke cigarettes on a daily basis																	
8. Never	67.6	68.8	66.5	62.3	93.9	63.7	64.2	68.0	76.6	70.2	54.6	89.5	58.8	52.3	30.0	16.9	
1. Grade 6 or below	1.2	1.9	0.7	1.1	0.5	1.3	1.7	0.9	0.9	0.8	2.9	0.6	1.6	0.7	2.9	1.5	
2. Grade 7	2.5	3.1	2.1	2.7	0.6	2.4	3.8	1.6	2.4	1.8	5.8	0.4	3.8	4.3	5.3	2.9	
3. Grade 8	3.1	3.7	2.7	3.4	0.5	3.9	4.7	2.4	1.0	2.5	5.8	0.6	3.0	3.8	8.3	21.4	
4. Grade 9 (Freshman)	6.6	6.5	6.9	8.3	0.5	8.1	6.3	6.6	5.6	5.8	10.0	1.7	5.9	8.6	20.2	18.1	
5. Grade 10 (Sophomore)	7.6	6.1	8.8	9.4	1.2	9.6	7.1	9.0	3.1	8.1	6.2	1.4	10.2	13.1	16.5	32.6	
6. Grade 11 (Junior)	7.4	6.4	8.1	8.5	1.0	7.6	8.1	7.2	6.8	7.2	9.0	3.0	10.6	13.2	12.7	4.7	
7. Grade 12 (Senior)	3.9	3.5	4.4	4.3	1.7	3.5	4.0	4.3	3.6	3.6	5.6	2.8	6.2	3.9	4.1	1.8	
<i>Item 5570 Subject A01g</i>	<i>N</i>	2177	984	1150	1548	225	439	584	782	373	1726	397	1042	489	254	336	42
<b>D07C:</b> Try smokeless tobacco (snuff, plug or chewing tobacco)																	
8. Never	70.8	52.2	87.1	65.6	88.0	76.0	69.4	67.0	74.9	72.2	63.4	84.1	62.6	66.3	49.0	38.8	
1. Grade 6 or below	4.9	8.4	1.9	5.1	6.2	2.6	4.0	7.1	4.5	4.0	8.3	3.2	6.6	4.5	8.7	-	
2. Grade 7	2.9	6.1	0.2	3.4	1.0	1.6	3.0	2.7	4.6	2.5	4.7	2.0	3.6	2.2	5.0	3.9	
3. Grade 8	4.2	7.1	1.8	4.9	1.4	3.7	6.5	3.6	2.6	4.0	5.5	2.1	5.4	2.7	10.3	3.6	
4. Grade 9 (Freshman)	6.0	9.7	2.7	7.3	1.5	6.5	4.3	7.0	5.7	6.1	6.1	1.9	8.4	6.3	13.8	14.3	
5. Grade 10 (Sophomore)	5.1	7.8	2.6	6.5	0.4	4.1	4.9	5.9	4.9	5.2	4.6	2.5	5.7	8.5	6.5	32.4	
6. Grade 11 (Junior)	4.1	6.3	2.0	5.0	1.4	4.2	4.5	4.7	2.2	3.9	5.6	3.0	5.0	5.9	4.9	3.5	
7. Grade 12 (Senior)	1.9	2.3	1.7	2.3	-	1.2	3.4	2.0	0.5	2.0	1.8	1.1	2.7	3.5	1.8	3.5	
<i>Item 5576 Subject A01g</i>	<i>N</i>	2210	1004	1160	1565	229	445	596	795	375	1742	409	1049	503	257	343	44
<b>D07D:</b> Try an alcoholic beverage—more than just a few sips																	
8. Never	19.3	19.3	19.2	16.9	27.8	19.4	16.1	16.1	30.3	19.0	18.9	36.6	4.1	7.6	2.2	-	
1. Grade 6 or below	9.8	13.5	6.7	9.0	11.1	12.0	9.3	8.6	10.2	8.8	14.0	5.7	12.3	9.7	14.4	32.4	
2. Grade 7	8.9	8.5	9.1	8.9	10.2	8.6	7.4	8.6	11.9	8.5	10.5	4.5	10.4	13.9	16.1	6.2	
3. Grade 8	13.1	14.2	12.2	13.9	9.0	12.7	12.5	14.9	10.5	13.1	13.5	6.5	13.8	18.5	24.5	34.1	
4. Grade 9 (Freshman)	20.5	21.3	20.1	22.0	12.9	21.0	20.8	21.7	17.1	21.4	16.6	14.9	29.1	21.0	24.3	19.9	
5. Grade 10 (Sophomore)	13.0	10.1	15.2	14.7	7.3	15.3	12.4	14.3	8.8	13.5	11.2	12.9	16.0	13.9	10.2	2.1	
6. Grade 11 (Junior)	10.1	8.8	11.2	9.9	13.2	8.1	14.2	9.7	7.3	10.5	9.0	11.3	10.2	10.7	7.0	1.3	
7. Grade 12 (Senior)	5.4	4.3	6.2	4.6	8.5	3.0	7.4	6.1	3.8	5.2	6.2	7.6	4.1	4.6	1.3	3.9	
<i>Item 5580 Subject A01g</i>	<i>N</i>	2095	952	1104	1514	197	431	553	744	367	1656	384	964	488	253	339	40

\* = less than .05 percent.



DESCRIPTIVE RESULTS: 1996

235

QUESTIONNAIRE FORM 6 1996	TOTAL	SEX		RACE		REGION				COLLEGE PLANS?		ILLICIT DRUG USE: LIFETIME					
		M	F	White	Black	NE	NC	S	W	Yes	No	None	Mari- juana Only	Few Pills	More Pills	Any Her- oin	
<i>N (Weighted No. of Cases):</i>	2484	1128	1261	1702	267	523	652	895	415	1859	460	1153	559	287	378	53	
<i>% of Weighted Total:</i>	100.0	45.4	50.8	68.5	10.7	21.1	26.2	36.0	16.7	74.8	18.5	46.4	22.5	11.6	15.2	2.1	
<b>D07E:</b> Drink enough to feel drunk or very high																	
8. Never	35.2	33.9	36.4	30.1	58.2	33.1	33.3	34.5	42.4	35.5	33.5	60.9	11.4	14.3	10.6	6.6	
1. Grade 6 or below	2.3	3.0	1.7	2.1	1.9	3.6	0.4	2.4	3.2	1.9	3.6	1.0	2.3	1.9	3.8	19.3	
2. Grade 7	4.3	5.3	3.4	4.7	2.5	5.7	3.2	3.9	5.1	3.8	6.2	0.9	4.5	9.7	9.1	11.8	
3. Grade 8	9.3	12.1	6.8	10.1	4.9	9.9	9.9	8.8	8.7	8.5	12.6	3.0	9.7	11.6	23.8	24.6	
4. Grade 9 (Freshman)	16.2	18.6	14.3	17.5	13.0	14.2	17.3	17.3	14.7	16.0	17.6	7.9	26.1	16.9	25.7	28.2	
5. Grade 10 (Sophomore)	13.4	10.9	15.7	16.0	4.8	15.2	13.9	14.3	8.4	14.2	10.4	8.4	19.5	22.6	13.9	4.6	
6. Grade 11 (Junior)	12.6	10.2	14.6	12.9	7.5	11.8	13.4	11.9	13.7	13.4	9.5	10.2	18.7	17.5	9.7	1.2	
7. Grade 12 (Senior)	6.7	5.8	7.2	6.6	7.2	6.5	8.6	6.9	3.8	6.7	6.5	7.7	7.8	5.7	3.3	3.7	
<i>Item 5585 Subject A01g</i>	<i>N</i>	<i>2096</i>	<i>949</i>	<i>1112</i>	<i>1511</i>	<i>204</i>	<i>433</i>	<i>564</i>	<i>737</i>	<i>361</i>	<i>1670</i>	<i>371</i>	<i>988</i>	<i>464</i>	<i>250</i>	<i>340</i>	<i>42</i>
<b>D07F:</b> Try marijuana or hashish																	
8. Never	54.3	49.3	58.4	52.1	62.7	51.7	54.6	53.5	58.1	55.4	49.5	100.0	-	23.0	16.9	9.1	
1. Grade 6 or below	1.4	1.9	0.9	1.1	2.0	1.2	1.6	1.3	1.4	1.1	2.2	-	2.3	1.9	3.8	-	
2. Grade 7	1.9	2.9	1.2	1.3	3.3	2.5	1.3	1.5	3.2	1.5	3.4	-	3.9	2.2	4.2	9.8	
3. Grade 8	3.9	6.2	2.0	3.9	3.4	5.0	3.5	3.2	4.7	3.0	7.8	-	5.9	4.0	10.2	26.2	
4. Grade 9 (Freshman)	11.3	12.4	10.4	12.7	4.5	11.4	10.9	12.4	9.5	11.3	11.4	-	16.6	15.3	32.9	38.9	
5. Grade 10 (Sophomore)	12.3	12.9	11.9	13.8	9.0	15.7	11.7	12.0	9.6	12.7	11.3	-	27.8	26.4	19.0	7.7	
6. Grade 11 (Junior)	10.1	10.5	9.6	9.9	10.4	8.5	10.3	11.1	9.4	9.9	9.7	-	27.2	19.9	10.0	8.3	
7. Grade 12 (Senior)	4.9	3.9	5.6	5.2	4.7	4.0	6.0	5.1	4.0	4.9	4.7	-	16.3	7.2	3.1	-	
<i>Item 5590 Subject A01g</i>	<i>N</i>	<i>2139</i>	<i>956</i>	<i>1144</i>	<i>1526</i>	<i>213</i>	<i>433</i>	<i>574</i>	<i>763</i>	<i>370</i>	<i>1705</i>	<i>381</i>	<i>1040</i>	<i>467</i>	<i>249</i>	<i>334</i>	<i>40</i>
<b>D07G:</b> Try LSD																	
8. Never	86.9	84.1	89.0	85.4	98.4	83.2	88.8	88.0	86.1	87.5	85.0	100.0	100.0	71.9	46.8	13.1	
1. Grade 6 or below	*	0.1	-	0.1	-	-	0.2	-	-	-	-	-	-	-	0.3	-	
2. Grade 7	0.2	0.4	0.1	0.1	-	0.3	0.4	*	0.2	0.2	0.6	-	-	-	1.1	2.5	
3. Grade 8	0.8	0.9	0.6	1.0	-	1.3	0.7	0.4	0.9	0.7	0.8	-	-	1.5	2.6	9.6	
4. Grade 9 (Freshman)	1.9	2.3	1.6	2.2	-	2.1	2.2	1.6	2.1	1.9	2.3	-	-	1.2	8.8	23.8	
5. Grade 10 (Sophomore)	4.3	4.9	3.7	4.7	1.2	6.3	1.6	4.5	5.7	4.4	3.5	-	-	6.4	18.6	34.2	
6. Grade 11 (Junior)	4.0	4.8	3.3	4.6	0.3	4.1	4.4	4.0	3.1	3.7	5.2	-	-	10.0	16.6	13.6	
7. Grade 12 (Senior)	1.9	2.4	1.6	1.9	-	2.7	1.8	1.5	1.9	1.7	2.7	-	-	9.1	5.1	3.1	
<i>Item 5600 Subject A01g</i>	<i>N</i>	<i>2153</i>	<i>956</i>	<i>1159</i>	<i>1534</i>	<i>222</i>	<i>438</i>	<i>587</i>	<i>752</i>	<i>376</i>	<i>1709</i>	<i>388</i>	<i>1041</i>	<i>480</i>	<i>242</i>	<i>336</i>	<i>40</i>
<b>D07H:</b> Try any psychedelic other than LSD																	
8. Never	94.2	90.8	97.0	93.2	99.8	90.6	95.0	95.9	93.9	94.6	93.1	100.0	100.0	92.9	72.1	52.6	
1. Grade 6 or below	*	0.1	-	*	-	-	-	0.1	-	*	-	-	-	-	0.2	-	
2. Grade 7	0.1	-	0.1	*	-	-	-	-	0.3	0.1	-	-	-	-	0.1	1.8	
3. Grade 8	0.3	0.4	0.2	0.2	-	0.5	0.2	0.2	0.2	0.3	0.1	-	-	0.5	0.6	7.2	
4. Grade 9 (Freshman)	0.7	1.3	0.1	0.9	-	1.1	0.7	0.5	0.5	0.7	0.6	-	-	-	2.3	20.6	
5. Grade 10 (Sophomore)	1.8	2.6	1.1	2.0	-	2.6	1.3	0.9	3.3	1.6	2.0	-	-	1.2	10.7	2.1	
6. Grade 11 (Junior)	2.1	3.6	0.9	2.6	0.2	3.2	2.1	2.0	0.9	1.9	2.7	-	-	3.3	10.3	10.2	
7. Grade 12 (Senior)	0.9	1.3	0.7	1.1	-	2.2	0.7	0.4	0.8	0.8	1.6	-	-	2.1	3.7	5.5	
<i>Item 5610 Subject A01g</i>	<i>N</i>	<i>2152</i>	<i>964</i>	<i>1150</i>	<i>1526</i>	<i>226</i>	<i>430</i>	<i>587</i>	<i>767</i>	<i>368</i>	<i>1713</i>	<i>382</i>	<i>1050</i>	<i>488</i>	<i>244</i>	<i>319</i>	<i>36</i>
<b>D07I:</b> Try amphetamines																	
8. Never	93.2	92.5	94.0	92.1	99.0	93.0	92.5	93.6	93.8	94.0	90.3	100.0	100.0	91.1	54.1	37.1	
1. Grade 6 or below	0.3	0.5	-	0.3	-	0.5	0.4	0.1	-	0.1	0.7	-	-	-	2.2	1.2	
2. Grade 7	0.2	0.2	0.2	0.1	-	-	-	0.2	0.4	0.1	0.4	-	-	-	1.5	-	
3. Grade 8	0.5	0.5	0.4	0.4	-	0.6	0.9	0.2	0.1	0.4	0.6	-	-	0.6	3.9	-	
4. Grade 9 (Freshman)	1.0	1.0	1.0	1.2	0.4	0.4	1.6	1.0	0.9	0.9	1.4	-	-	0.3	6.8	14.3	
5. Grade 10 (Sophomore)	2.4	3.1	1.9	2.8	0.6	2.3	1.8	2.6	3.2	2.2	3.5	-	-	3.1	14.1	40.0	
6. Grade 11 (Junior)	2.0	1.8	2.1	2.5	-	2.3	2.5	1.8	1.4	1.8	2.5	-	-	2.0	16.0	7.4	
7. Grade 12 (Senior)	0.4	0.5	0.4	0.6	-	1.0	0.2	0.4	0.2	0.4	0.6	-	-	2.8	1.5	-	
<i>Item 5620 Subject A01g</i>	<i>N</i>	<i>1950</i>	<i>880</i>	<i>1033</i>	<i>1367</i>	<i>220</i>	<i>400</i>	<i>523</i>	<i>689</i>	<i>338</i>	<i>1558</i>	<i>341</i>	<i>1048</i>	<i>487</i>	<i>159</i>	<i>209</i>	<i>33</i>
<b>D07J:</b> Try quaaludes																	
8. Never	97.7	96.5	98.8	97.4	99.4	97.1	97.9	97.5	98.8	98.1	95.8	100.0	100.0	98.1	91.6	67.8	
1. Grade 6 or below	0.1	0.2	-	0.1	-	0.3	-	0.2	-	0.2	-	-	-	-	0.8	-	
2. Grade 7	*	0.1	-	0.1	-	-	0.1	-	-	-	0.2	-	-	-	0.4	-	
3. Grade 8	0.3	0.6	0.1	0.3	-	-	0.9	0.2	-	0.2	0.8	-	-	0.3	1.6	-	
4. Grade 9 (Freshman)	0.2	0.4	0.1	0.3	-	0.6	0.2	0.2	-	0.3	0.1	-	-	-	1.0	3.8	
5. Grade 10 (Sophomore)	0.8	1.2	0.6	0.9	0.6	1.1	0.6	1.0	0.6	0.6	2.1	-	-	-	2.9	18.0	
6. Grade 11 (Junior)	0.4	0.8	0.1	0.6	-	0.3	-	0.8	0.6	0.5	0.4	-	-	-	1.6	10.4	
7. Grade 12 (Senior)	0.3	0.3	0.2	0.3	-	0.6	0.3	0.2	-	0.2	0.5	-	-	1.3	0.5	-	
<i>Item 5630 Subject A01g</i>	<i>N</i>	<i>2190</i>	<i>988</i>	<i>1159</i>	<i>1551</i>	<i>228</i>	<i>442</i>	<i>597</i>	<i>777</i>	<i>373</i>	<i>1732</i>	<i>401</i>	<i>1044</i>	<i>497</i>	<i>253</i>	<i>336</i>	<i>43</i>

\*=less than .05 percent.



## MONITORING THE FUTURE

QUESTIONNAIRE FORM 6 1996	TOTAL	SEX		RACE		REGION				COLLEGE PLANS?		ILLICIT DRUG USE: LIFETIME				
		M	F	White	Black	NE	NC	S	W	Yes	No	None	Mari- juana Only	Few Pills	More Pills	Any Her- oin
<i>N (Weighted No. of Cases):</i>	2484	1128	1261	1702	267	523	652	895	415	1859	460	1153	559	287	378	53
<i>% of Weighted Total:</i>	100.0	45.4	50.8	68.5	10.7	21.1	26.2	36.0	16.7	74.8	18.5	46.4	22.5	11.6	15.2	2.1
<b>D07K: Try barbiturates</b>																
8. Never	95.8	94.8	96.6	95.0	98.4	95.9	95.8	94.7	98.0	96.1	94.2	100.0	100.0	93.4	77.4	51.6
1. Grade 6 or below	0.1	-	0.1	0.1	-	0.2	-	*	-	0.1	-	-	-	-	0.5	-
2. Grade 7	0.1	-	0.1	0.1	-	-	-	0.2	-	0.1	-	-	-	-	0.5	-
3. Grade 8	0.5	0.9	0.2	0.6	-	0.4	1.2	0.3	0.1	0.5	0.7	-	-	-	3.8	6.6
4. Grade 9 (Freshman)	0.6	0.9	0.4	0.7	0.4	0.2	0.6	0.8	0.4	0.5	1.0	-	-	0.4	4.5	-
5. Grade 10 (Sophomore)	1.6	2.2	1.1	1.8	1.3	1.3	1.3	2.3	0.7	1.3	2.8	-	-	1.9	6.9	34.1
6. Grade 11 (Junior)	0.7	0.6	0.8	0.9	-	0.8	0.8	0.8	0.3	0.8	-	-	-	2.0	3.5	3.9
7. Grade 12 (Senior)	0.7	0.7	0.7	0.9	-	1.2	0.4	0.8	0.5	0.6	1.2	-	-	2.4	2.9	3.9
<i>Item 5640 Subject A01g</i>	<i>N</i>	<i>2056</i>	<i>922</i>	<i>1096</i>	<i>1456</i>	<i>409</i>	<i>561</i>	<i>729</i>	<i>358</i>	<i>1637</i>	<i>366</i>	<i>1050</i>	<i>488</i>	<i>227</i>	<i>244</i>	<i>32</i>
<b>D07L: Try tranquilizers</b>																
8. Never	95.7	95.6	95.8	94.8	98.8	95.5	96.2	95.1	96.3	96.0	94.0	100.0	100.0	93.2	81.1	48.1
1. Grade 6 or below	0.1	0.2	*	0.1	-	0.3	-	*	-	0.1	-	-	-	0.1	0.6	-
2. Grade 7	*	-	*	*	-	-	0.1	-	-	-	0.1	-	-	-	0.2	-
3. Grade 8	0.3	0.3	0.2	0.3	-	0.3	0.4	0.2	0.5	0.3	0.5	-	-	1.2	1.2	-
4. Grade 9 (Freshman)	0.4	0.3	0.5	0.5	-	0.8	0.5	0.3	0.2	0.4	0.5	-	-	0.4	1.5	9.4
5. Grade 10 (Sophomore)	1.5	2.2	0.8	1.8	1.2	2.1	1.3	1.7	0.5	1.1	3.0	-	-	1.8	6.3	22.9
6. Grade 11 (Junior)	1.0	0.9	1.2	1.2	-	0.3	0.6	1.1	2.4	1.1	1.1	-	-	1.8	5.8	3.2
7. Grade 12 (Senior)	1.0	0.5	1.4	1.2	-	0.7	1.0	1.5	0.1	1.1	0.7	-	-	1.5	3.3	16.3
<i>Item 5650 Subject A01g</i>	<i>N</i>	<i>2106</i>	<i>947</i>	<i>1119</i>	<i>1490</i>	<i>419</i>	<i>567</i>	<i>754</i>	<i>365</i>	<i>1673</i>	<i>379</i>	<i>1049</i>	<i>485</i>	<i>229</i>	<i>290</i>	<i>38</i>
<b>D07M: Try "crack" cocaine</b>																
8. Never	97.2	96.2	98.0	97.5	99.6	98.0	97.0	97.0	96.7	97.9	94.1	100.0	100.0	96.6	87.8	69.3
1. Grade 6 or below	*	0.1	-	-	-	-	-	0.1	-	-	0.2	-	-	-	0.2	-
2. Grade 7	*	-	0.1	*	-	-	-	*	0.1	*	-	-	-	-	0.2	-
3. Grade 8	0.1	0.1	0.1	0.1	-	0.5	-	-	-	0.1	0.1	-	-	-	-	4.8
4. Grade 9 (Freshman)	0.3	0.2	0.3	0.1	-	0.2	0.4	0.1	0.7	0.3	0.5	-	-	0.6	1.0	3.4
5. Grade 10 (Sophomore)	0.7	1.0	0.5	0.7	-	0.8	0.5	0.6	1.2	0.6	1.4	-	-	0.4	3.1	12.7
6. Grade 11 (Junior)	1.0	1.5	0.6	0.8	0.4	-	1.4	1.1	1.1	0.7	2.0	-	-	2.1	4.3	4.1
7. Grade 12 (Senior)	0.7	1.0	0.5	0.7	-	0.4	0.7	1.1	0.2	0.4	1.7	-	-	0.4	3.4	5.6
<i>Item 5661 Subject A01g</i>	<i>N</i>	<i>2155</i>	<i>959</i>	<i>1155</i>	<i>1530</i>	<i>434</i>	<i>587</i>	<i>764</i>	<i>370</i>	<i>1710</i>	<i>389</i>	<i>1046</i>	<i>487</i>	<i>245</i>	<i>322</i>	<i>41</i>
<b>D07N: Try any other form of cocaine</b>																
8. Never	94.0	92.4	95.6	93.9	99.3	93.5	95.6	93.9	92.5	94.3	93.1	100.0	100.0	93.1	73.9	23.1
1. Grade 6 or below	0.1	-	0.1	0.1	0.2	0.1	0.1	*	0.2	0.1	0.1	-	-	0.2	0.4	-
2. Grade 7	*	-	0.1	*	-	-	-	*	0.1	*	-	-	-	-	0.2	-
3. Grade 8	0.2	0.3	0.1	0.3	-	0.6	0.2	-	0.1	0.2	0.1	-	-	-	0.9	4.4
4. Grade 9 (Freshman)	0.6	0.6	0.5	0.4	-	0.1	0.2	0.7	1.4	0.6	0.3	-	-	0.6	2.0	12.8
5. Grade 10 (Sophomore)	1.2	1.4	1.0	1.4	-	1.5	0.3	1.5	1.4	1.2	1.1	-	-	0.3	4.6	26.2
6. Grade 11 (Junior)	2.0	3.1	1.1	1.8	0.4	1.9	1.8	2.1	2.3	2.1	1.2	-	-	4.0	9.4	13.0
7. Grade 12 (Senior)	1.9	2.3	1.5	2.2	-	2.3	1.7	1.8	1.9	1.4	4.0	-	-	1.8	8.7	20.5
<i>Item 5662 Subject A01g</i>	<i>N</i>	<i>2131</i>	<i>941</i>	<i>1149</i>	<i>1516</i>	<i>432</i>	<i>575</i>	<i>755</i>	<i>368</i>	<i>1700</i>	<i>377</i>	<i>1041</i>	<i>488</i>	<i>240</i>	<i>312</i>	<i>37</i>
<b>D07O: Try heroin</b>																
8. Never	98.3	98.0	98.5	97.9	100.0	98.3	98.9	97.5	98.9	98.2	98.2	100.0	100.0	100.0	100.0	19.5
1. Grade 6 or below	-	-	-	-	-	-	-	-	-	-	-	-	-	-	-	-
2. Grade 7	-	-	-	-	-	-	-	-	-	-	-	-	-	-	-	-
3. Grade 8	0.2	0.2	0.1	0.2	-	-	0.6	-	-	0.1	0.3	-	-	-	-	5.4
4. Grade 9 (Freshman)	0.6	0.6	0.5	0.7	-	0.4	0.2	1.0	0.4	0.7	0.2	-	-	-	-	28.0
5. Grade 10 (Sophomore)	0.2	0.1	0.4	0.3	-	-	-	0.6	0.1	0.3	-	-	-	-	-	11.4
6. Grade 11 (Junior)	0.4	0.4	0.3	0.4	-	0.7	0.3	0.2	0.3	0.4	0.3	-	-	-	-	18.0
7. Grade 12 (Senior)	0.4	0.7	0.2	0.4	-	0.6	-	0.7	0.3	0.3	1.1	-	-	-	-	17.8
<i>Item 5670 Subject A01g</i>	<i>N</i>	<i>2191</i>	<i>989</i>	<i>1161</i>	<i>1552</i>	<i>440</i>	<i>595</i>	<i>781</i>	<i>374</i>	<i>1733</i>	<i>401</i>	<i>1049</i>	<i>495</i>	<i>252</i>	<i>336</i>	<i>44</i>
<b>D07P: Try any narcotic other than heroin</b>																
8. Never	96.5	95.3	97.5	95.8	99.6	95.4	96.2	96.6	98.0	96.7	95.9	100.0	100.0	95.7	83.4	39.9
1. Grade 6 or below	*	-	*	*	-	-	0.1	*	-	*	-	-	-	-	0.3	-
2. Grade 7	0.1	0.2	-	0.1	-	-	0.3	0.1	-	0.1	-	-	-	-	0.8	-
3. Grade 8	0.2	0.5	*	0.2	-	0.1	0.5	-	0.4	0.1	0.7	-	-	-	1.9	-
4. Grade 9 (Freshman)	0.7	1.2	0.3	0.9	0.4	1.5	0.4	0.8	0.2	0.8	0.6	-	-	0.4	1.3	32.3
5. Grade 10 (Sophomore)	0.8	1.0	0.6	1.1	-	0.8	0.7	1.0	0.2	0.6	1.5	-	-	-	3.8	19.8
6. Grade 11 (Junior)	1.0	1.5	0.7	1.2	-	1.0	1.1	1.1	0.9	1.1	0.4	-	-	2.4	6.4	1.2
7. Grade 12 (Senior)	0.6	0.3	0.9	0.6	-	1.1	0.6	0.5	0.2	0.5	1.0	-	-	1.6	2.2	6.9
<i>Item 5680 Subject A01g</i>	<i>N</i>	<i>2056</i>	<i>910</i>	<i>1104</i>	<i>1444</i>	<i>408</i>	<i>552</i>	<i>738</i>	<i>359</i>	<i>1639</i>	<i>364</i>	<i>1049</i>	<i>487</i>	<i>226</i>	<i>246</i>	<i>34</i>

\* = less than .05 percent.



DESCRIPTIVE RESULTS: 1996

237

QUESTIONNAIRE FORM 6 1996	TOTAL	SEX		RACE		REGION				COLLEGE PLANS?		ILLICIT DRUG USE: LIFETIME				
		M	F	White	Black	NE	NC	S	W	Yes	No	None	Mari- juana Only	Few Pills	More Pills	Any Her- oin
<i>N (Weighted No. of Cases):</i>	2484	1128	1261	1702	267	523	652	895	415	1859	460	1153	559	287	378	53
<i>% of Weighted Total:</i>	100.0	45.4	50.8	68.5	10.7	21.1	26.2	36.0	16.7	74.8	18.5	46.4	22.5	11.6	15.2	2.1
<b>D07Q: Try inhalants</b>																
8. Never	89.1	87.2	90.8	86.9	99.6	85.5	91.0	88.9	90.7	89.4	87.0	99.1	91.2	86.8	57.7	43.8
1. Grade 6 or below	0.8	0.7	0.7	0.8	-	1.9	0.2	0.7	0.5	0.8	0.9	0.1	0.7	1.6	2.3	4.7
2. Grade 7	1.2	1.4	1.0	1.1	-	2.0	1.5	0.7	1.0	1.2	1.4	-	1.4	0.6	5.9	-
3. Grade 8	1.7	2.6	1.1	2.1	0.2	1.2	1.7	1.6	2.8	1.7	1.6	*	0.8	3.0	8.4	2.2
4. Grade 9 (Freshman)	1.8	2.3	1.5	2.3	0.1	2.4	1.5	2.0	1.2	1.7	2.6	0.1	0.7	3.5	5.6	24.8
5. Grade 10 (Sophomore)	1.9	2.0	1.9	2.4	-	2.8	1.1	2.6	0.6	1.8	2.2	0.1	2.1	2.7	6.8	6.3
6. Grade 11 (Junior)	1.5	1.6	1.3	1.9	0.2	2.0	1.9	0.7	2.1	1.5	2.0	0.4	1.1	1.0	6.6	1.3
7. Grade 12 (Senior)	1.9	2.2	1.7	2.4	-	2.1	1.1	2.8	1.1	1.9	2.3	0.2	2.0	0.8	6.8	16.8
<i>Item 5685 Subject A01g</i>	<i>N</i> 2010	882	1089	1412	216	396	532	727	355	1601	355	1018	450	208	287	35
<b>D07R: Try steroids</b>																
8. Never	99.2	98.4	100.0	99.2	99.4	98.8	99.0	99.5	99.5	99.5	97.8	100.0	100.0	98.7	96.9	98.2
1. Grade 6 or below	0.1	0.2	-	0.2	-	0.4	-	0.1	0.1	0.1	0.2	-	-	-	0.8	0.9
2. Grade 7	*	*	-	*	-	0.1	-	-	-	*	-	-	-	-	-	0.9
3. Grade 8	-	-	-	-	-	-	-	-	-	-	-	-	-	-	-	-
4. Grade 9 (Freshman)	0.1	0.3	-	0.2	-	-	0.5	-	-	-	0.8	-	-	-	0.9	-
5. Grade 10 (Sophomore)	0.3	0.6	-	0.2	0.6	-	0.5	0.2	0.4	0.1	1.0	-	-	0.7	0.9	-
6. Grade 11 (Junior)	0.1	0.1	-	0.1	-	0.3	-	0.1	-	0.1	-	-	-	-	0.4	-
7. Grade 12 (Senior)	0.1	0.3	-	0.1	-	0.4	-	0.1	-	0.1	0.2	-	-	0.5	0.2	-
<i>Item 23810 Subject A01g</i>	<i>N</i> 2171	975	1156	1534	226	439	589	772	371	1723	393	1041	488	252	330	43
<b>D07S: Inject any drug with a needle (without doctor's orders)</b>																
8. Never	99.3	98.9	99.7	99.3	100.0	98.7	99.4	99.5	99.4	99.4	98.7	100.0	100.0	100.0	98.6	77.6
1. Grade 6 or below	0.1	0.3	-	0.1	-	0.3	0.2	*	-	0.1	0.3	-	-	-	0.5	-
2. Grade 7	-	-	-	-	-	-	-	-	-	-	-	-	-	-	-	-
3. Grade 8	0.2	0.2	0.2	0.2	-	0.4	0.4	-	-	0.1	0.4	-	-	-	-	10.6
4. Grade 9 (Freshman)	-	-	-	-	-	-	-	-	-	-	-	-	-	-	-	-
5. Grade 10 (Sophomore)	0.1	0.3	-	0.1	-	0.1	-	0.2	0.3	0.2	-	-	-	-	0.3	5.5
6. Grade 11 (Junior)	0.2	0.1	0.1	0.2	-	0.4	-	0.1	0.3	0.2	0.2	-	-	-	0.4	4.6
7. Grade 12 (Senior)	0.1	0.2	-	*	-	0.1	-	0.2	-	*	0.4	-	-	-	0.2	1.6
<i>Item 25680 Subject A01g</i>	<i>N</i> 2151	964	1149	1534	222	437	580	765	368	1712	388	1043	484	246	324	38
<b>D08: In the future, do you think that you will . . .</b>																
<b>D08A: Smoke cigarettes</b>																
1. Definitely will	7.1	8.9	5.5	7.1	6.2	7.9	8.5	7.2	3.8	6.0	12.2	3.3	4.6	6.6	19.4	34.8
2. Probably will	13.6	11.6	15.7	16.2	3.6	12.8	16.1	15.7	6.3	13.2	16.6	5.1	18.6	24.6	23.6	23.7
3. Don't know	10.7	9.6	11.3	10.8	7.8	13.6	9.4	10.5	9.3	9.9	14.2	7.0	15.9	13.6	10.6	14.1
4. Probably won't	11.5	10.7	12.2	11.9	8.4	12.8	12.8	10.6	9.9	12.3	8.7	10.4	11.2	13.2	13.3	16.1
5. Definitely won't	57.1	59.3	55.3	54.1	74.0	52.9	53.1	56.0	70.7	58.5	48.4	74.2	49.8	42.0	33.1	11.3
<i>Item 24440 Subject A04a</i>	<i>N</i> 2213	1001	1169	1567	229	448	592	795	377	1750	405	1051	506	256	341	44
<b>D08B: Drink alcoholic beverages</b>																
1. Definitely will	25.5	29.3	22.4	27.7	15.1	29.8	26.6	25.8	17.9	25.0	26.7	14.5	28.2	33.4	46.7	45.7
2. Probably will	34.6	29.1	39.1	36.9	25.7	34.0	36.6	33.2	34.7	34.9	35.0	30.6	38.9	42.2	35.0	41.1
3. Don't know	14.8	14.2	15.2	14.5	19.6	14.8	14.1	15.2	15.0	14.7	15.4	18.8	15.1	9.1	7.2	6.4
4. Probably won't	8.7	8.4	9.0	8.0	11.6	8.5	9.4	8.2	8.8	9.5	5.9	10.6	7.5	6.2	6.7	2.1
5. Definitely won't	16.5	19.1	14.2	12.9	27.9	12.8	13.3	17.5	23.4	15.8	17.0	25.5	10.3	9.2	4.3	4.7
<i>Item 24450 Subject A04a</i>	<i>N</i> 2208	999	1167	1561	231	445	593	792	378	1747	403	1048	503	256	341	44
<b>D08C: Try or use marijuana</b>																
1. Definitely will	10.4	12.7	8.4	10.4	12.0	10.8	12.5	9.6	8.4	9.1	15.7	2.1	11.7	12.8	27.8	37.4
2. Probably will	14.2	14.0	14.3	14.7	11.7	14.9	16.6	12.8	12.4	15.0	11.2	3.5	20.8	22.0	27.0	50.1
3. Don't know	11.2	11.8	10.5	10.9	14.1	11.4	12.1	10.2	11.8	10.8	12.6	6.0	19.3	17.5	11.4	2.9
4. Probably won't	9.9	10.1	9.7	10.9	8.6	11.2	8.0	11.4	8.3	11.0	5.9	6.3	18.3	12.3	7.3	1.2
5. Definitely won't	54.3	51.4	57.1	53.0	53.6	51.6	50.8	56.1	59.1	54.1	54.6	82.0	29.9	35.4	26.6	8.5
<i>Item 24460 Subject A04a</i>	<i>N</i> 2200	996	1163	1561	228	442	591	791	377	1743	400	1044	502	256	339	44
<b>D08D: Try or use "crack" cocaine</b>																
1. Definitely will	2.4	3.0	1.7	1.5	6.3	1.3	4.0	2.3	1.7	1.6	6.1	2.2	1.9	1.2	2.7	12.8
2. Probably will	0.8	1.2	0.5	0.8	0.1	0.2	1.4	0.8	0.7	0.7	1.4	0.1	0.8	1.2	3.0	-
3. Don't know	2.7	1.8	3.4	2.8	2.0	3.0	3.1	2.6	1.9	2.7	3.0	1.3	2.4	2.1	7.0	8.1
4. Probably won't	3.6	3.1	3.8	3.7	0.9	4.1	3.9	2.8	4.1	3.5	4.0	1.9	2.9	5.2	6.5	16.9
5. Definitely won't	90.5	90.8	90.6	91.2	90.6	91.4	87.6	91.5	91.6	91.5	85.6	94.6	92.0	90.4	80.7	62.2
<i>Item 24470 Subject A04a</i>	<i>N</i> 2190	989	1159	1554	226	440	590	783	376	1733	400	1036	503	255	336	44

\*=less than .05 percent.



QUESTIONNAIRE FORM 6 1996	TOTAL	SEX		RACE		REGION				COLLEGE PLANS?		ILLICIT DRUG USE: LIFETIME				
		M	F	White	Black	NE	NC	S	W	Yes	No	None	Mari- juana Only	Few Pills	More Pills	Any Her- oin
<i>N (Weighted No. of Cases):</i>	2484	1128	1261	1702	267	523	652	895	415	1859	460	1153	559	287	378	53
<i>% of Weighted Total:</i>	100.0	45.4	50.8	68.5	10.7	21.1	26.2	36.0	16.7	74.8	18.5	46.4	22.5	11.6	15.2	2.1
<b>D08E:</b> Try or use cocaine in powder form																
1. Definitely will	2.9	4.1	1.8	2.2	6.3	1.6	4.2	3.1	1.7	2.0	7.0	2.1	2.0	1.5	3.8	25.7
2. Probably will	1.3	1.3	1.2	1.1	0.1	0.6	2.3	0.9	1.3	1.2	1.7	0.4	0.7	1.5	4.0	7.1
3. Don't know	3.5	2.3	4.3	3.9	2.0	4.3	2.3	4.2	3.2	3.3	3.9	1.2	2.7	3.5	10.3	18.0
4. Probably won't	4.2	5.1	3.4	4.7	1.8	4.7	4.7	4.0	3.4	4.3	4.1	2.0	2.9	6.4	9.3	16.0
5. Definitely won't	88.1	87.2	89.4	88.0	89.8	88.9	86.5	87.7	90.4	89.2	83.3	94.4	91.7	87.1	72.7	33.2
<i>Item 24480 Subject A04a</i>	<i>N</i> 2190	990	1159	1554	226	440	587	788	376	1737	396	1038	503	254	337	44
<b>D08F:</b> Try or use any other illegal drugs																
1. Definitely will	3.7	5.1	2.5	3.2	6.5	4.0	4.3	3.8	2.6	2.8	7.7	2.1	2.4	3.0	7.6	28.7
2. Probably will	4.2	4.6	3.7	5.1	0.4	4.1	4.5	3.9	4.3	3.9	4.9	0.5	2.0	3.6	17.7	17.8
3. Don't know	7.6	7.9	7.2	8.2	3.4	7.8	7.9	7.6	6.7	7.8	6.8	2.3	8.7	12.6	17.7	12.6
4. Probably won't	4.8	4.8	4.8	5.4	1.7	3.9	5.9	4.0	5.8	5.0	4.5	2.3	6.0	9.9	4.2	18.8
5. Definitely won't	79.7	77.6	81.8	78.0	87.9	80.1	77.5	80.7	80.6	80.5	76.1	92.8	80.8	70.9	52.7	22.1
<i>Item 24490 Subject A04a</i>	<i>N</i> 2192	994	1159	1558	224	443	586	787	376	1738	397	1040	503	255	336	44
<b>D09:</b> What is your best guess about whether either of your parents THINK you use marijuana or other drugs?																
5. I'm sure at least one of them thinks I use	13.5	16.2	11.2	13.4	11.9	15.3	14.1	11.5	14.3	11.8	20.1	1.5	14.9	23.3	35.8	51.7
4. Probably at least one of them thinks I use	4.3	5.3	3.5	4.5	6.4	3.9	4.2	4.4	4.9	4.0	5.7	1.1	6.0	7.1	8.4	7.0
3. I don't know	15.0	16.7	13.4	13.3	20.0	16.4	13.5	15.6	14.7	14.1	18.8	10.5	21.7	17.5	14.5	22.3
2. Probably neither of them thinks I use	7.5	8.3	6.8	7.9	5.5	6.6	8.4	7.4	7.2	7.6	7.8	5.4	11.2	8.6	8.4	3.7
1. I'm sure neither of them thinks I use	59.7	53.5	65.1	60.9	56.1	57.8	59.8	61.1	58.8	62.5	47.6	81.6	46.2	43.5	33.0	15.4
<i>Item 23890 Subject A09a</i>	<i>N</i> 2113	945	1126	1518	211	429	574	752	359	1684	375	994	482	252	326	42
<b>D10:</b> How do you think your CLOSE FRIENDS feel (or would feel) about YOU doing each of the following things?																
<b>D10A:</b> Smoking one or more packs of cigarettes per day																
1. Not disapprove	35.3	38.9	32.3	38.2	22.2	38.3	39.3	36.4	23.0	32.5	46.2	20.6	39.1	45.0	60.8	82.8
2. Disapprove	30.7	32.5	29.1	31.1	31.0	30.6	31.3	31.4	28.2	31.7	28.5	32.4	31.3	33.4	24.8	11.0
3. Strongly disapprove	34.1	28.6	38.6	30.7	46.8	31.1	29.4	32.2	48.8	35.7	25.4	47.0	29.6	21.7	14.3	6.1
<i>Item 11470 Subject A12b</i>	<i>N</i> 2168	972	1154	1541	222	430	583	783	371	1719	391	1022	500	254	333	43
<b>D10B:</b> Trying marijuana once or twice																
1. Not disapprove	46.9	51.6	42.9	49.0	40.8	50.7	51.8	43.7	41.3	46.7	47.2	23.0	64.9	67.4	70.4	93.9
2. Disapprove	20.6	21.2	20.1	20.4	19.8	20.1	18.8	23.5	17.8	21.2	19.5	23.3	20.9	16.6	17.4	1.2
3. Strongly disapprove	32.5	27.2	37.0	30.6	39.4	29.2	29.4	32.8	40.8	32.0	33.3	53.7	14.1	16.0	12.2	4.9
<i>Item 11480 Subject A12b</i>	<i>N</i> 2167	972	1157	1543	221	433	583	779	372	1721	389	1020	504	253	332	43
<b>D10C:</b> Smoking marijuana occasionally																
1. Not disapprove	36.4	42.8	30.8	37.2	38.5	41.9	38.8	33.9	31.8	35.8	38.7	15.7	49.7	50.7	61.6	85.5
2. Disapprove	22.7	22.5	22.9	23.9	18.2	22.8	24.1	23.2	19.5	23.0	23.8	22.9	22.2	26.7	22.7	5.3
3. Strongly disapprove	40.9	34.7	46.3	38.9	43.3	35.4	37.1	42.9	48.7	41.2	37.6	61.4	28.1	22.6	15.7	9.2
<i>Item 11490 Subject A12b</i>	<i>N</i> 2160	967	1156	1538	219	427	580	782	371	1717	385	1018	497	255	331	43
<b>D10D:</b> Smoking marijuana regularly																
1. Not disapprove	22.6	30.1	16.2	22.3	27.9	27.3	24.0	20.8	18.6	19.6	35.2	7.0	29.3	32.0	44.8	74.8
2. Disapprove	26.0	27.0	24.7	26.6	25.4	26.7	25.5	27.8	21.9	27.3	21.5	21.7	31.3	31.1	29.1	16.2
3. Strongly disapprove	51.4	42.8	59.1	51.0	46.7	45.9	50.4	51.4	59.5	53.1	43.2	71.3	39.5	36.9	26.1	9.0
<i>Item 11500 Subject A12b</i>	<i>N</i> 2152	959	1155	1531	219	431	581	770	370	1715	380	1010	495	255	333	43
<b>D10E:</b> Trying "crack" cocaine once or twice																
1. Not disapprove	7.0	8.7	5.3	6.2	4.8	6.6	8.8	6.0	7.0	5.7	12.1	4.4	4.6	7.5	13.0	34.0
2. Disapprove	19.2	23.1	15.7	20.4	14.1	20.6	19.1	20.3	15.4	18.8	21.8	16.9	18.9	19.6	26.2	24.2
3. Strongly disapprove	73.8	68.2	79.0	73.3	81.1	72.9	72.1	73.8	77.7	75.5	66.1	78.7	76.5	72.9	60.7	41.8
<i>Item 23940 Subject A12b</i>	<i>N</i> 2157	967	1152	1533	220	424	585	778	370	1713	386	1020	496	253	329	43
<b>D10F:</b> Taking "crack" cocaine occasionally																
1. Not disapprove	5.3	6.7	3.9	4.4	4.5	5.0	7.0	5.2	3.1	4.0	10.5	3.5	3.8	4.5	8.2	31.7
2. Disapprove	15.8	19.2	12.7	16.0	12.9	18.2	14.7	15.9	14.6	15.2	18.4	14.0	14.9	17.4	21.7	15.6
3. Strongly disapprove	79.0	74.2	83.5	79.5	82.6	76.8	78.3	79.0	82.3	80.8	71.1	82.6	81.3	78.1	70.1	52.7
<i>Item 23950 Subject A12b</i>	<i>N</i> 2152	960	1153	1532	220	424	582	776	371	1712	385	1015	496	252	330	43



QUESTIONNAIRE FORM 6 1996	TOTAL	SEX		RACE		REGION				COLLEGE PLANS?		ILLICIT DRUG USE: LIFETIME				
		M	F	White	Black	NE	NC	S	W	Yes	No	None	Mari- juana Only	Few Pills	More Pills	Any Her- oin
<i>N (Weighted No. of Cases):</i>	2484	1128	1261	1702	267	523	652	895	415	1859	460	1153	559	287	378	53
<i>% of Weighted Total:</i>	100.0	45.4	50.8	68.5	10.7	21.1	26.2	36.0	16.7	74.8	18.5	46.4	22.5	11.6	15.2	2.1
<b>D10G:</b> Trying cocaine powder once or twice																
1. Not disapprove	7.9	10.3	5.7	7.5	4.9	7.1	9.4	8.0	6.5	6.5	13.8	4.3	4.4	8.2	18.3	42.7
2. Disapprove	17.3	21.2	13.7	18.5	12.4	18.3	15.9	19.2	14.2	17.1	18.7	15.3	16.7	17.5	24.2	17.0
3. Strongly disapprove	74.8	68.4	80.6	74.0	82.7	74.5	74.7	72.9	79.3	76.4	67.6	80.4	78.9	74.2	57.5	40.3
<i>Item 23960 Subject A12b</i>	<i>N 2147</i>	<i>957</i>	<i>1151</i>	<i>1527</i>	<i>220</i>	<i>425</i>	<i>583</i>	<i>770</i>	<i>369</i>	<i>1711</i>	<i>380</i>	<i>1011</i>	<i>498</i>	<i>253</i>	<i>326</i>	<i>43</i>
<b>D10H:</b> Taking cocaine powder occasionally																
1. Not disapprove	6.4	8.2	4.4	5.7	4.8	5.5	8.8	5.9	4.5	5.1	11.1	3.7	3.5	5.7	13.5	37.3
2. Disapprove	16.1	19.1	13.4	16.6	13.3	19.4	14.3	16.2	15.1	15.2	20.5	14.6	14.9	15.3	22.6	23.8
3. Strongly disapprove	77.5	72.6	82.2	77.7	81.9	75.2	76.9	77.9	80.4	79.7	68.4	81.7	81.6	79.0	63.9	39.0
<i>Item 23970 Subject A12b</i>	<i>N 2153</i>	<i>964</i>	<i>1151</i>	<i>1533</i>	<i>222</i>	<i>421</i>	<i>585</i>	<i>778</i>	<i>369</i>	<i>1711</i>	<i>385</i>	<i>1019</i>	<i>496</i>	<i>253</i>	<i>327</i>	<i>43</i>
<b>D10I:</b> Taking one or two drinks nearly every day																
1. Not disapprove	33.6	41.7	26.3	35.2	27.5	33.5	35.8	35.1	27.0	31.4	44.0	20.1	34.7	43.0	61.3	66.6
2. Disapprove	30.4	28.6	32.0	32.2	26.2	30.7	31.4	30.1	29.1	31.6	26.3	30.7	34.2	33.1	23.7	17.4
3. Strongly disapprove	36.0	29.7	41.6	32.7	46.3	35.8	32.8	34.8	43.9	37.0	29.7	49.2	31.1	23.9	15.0	16.0
<i>Item 11530 Subject A12b</i>	<i>N 2157</i>	<i>968</i>	<i>1148</i>	<i>1536</i>	<i>219</i>	<i>425</i>	<i>584</i>	<i>778</i>	<i>369</i>	<i>1713</i>	<i>386</i>	<i>1016</i>	<i>499</i>	<i>252</i>	<i>330</i>	<i>43</i>
<b>D10J:</b> Taking four or five drinks nearly every day																
1. Not disapprove	17.8	26.2	10.5	18.4	13.6	16.1	20.0	19.6	12.3	15.4	28.7	9.7	15.5	23.3	37.2	42.8
2. Disapprove	27.7	31.1	24.6	29.4	26.5	29.3	27.8	28.5	24.1	27.5	30.3	23.6	31.2	31.5	31.9	33.3
3. Strongly disapprove	54.5	42.7	64.9	52.2	59.8	54.6	52.2	51.8	63.6	57.1	41.0	66.7	53.3	45.2	30.9	23.9
<i>Item 11540 Subject A12b</i>	<i>N 2160</i>	<i>967</i>	<i>1155</i>	<i>1541</i>	<i>219</i>	<i>427</i>	<i>583</i>	<i>780</i>	<i>370</i>	<i>1718</i>	<i>385</i>	<i>1018</i>	<i>502</i>	<i>254</i>	<i>328</i>	<i>43</i>
<b>D10K:</b> Having five or more drinks once or twice each weekend																
1. Not disapprove	41.9	49.0	35.8	46.7	22.9	45.7	43.4	43.7	31.5	41.0	46.7	24.9	45.5	57.9	72.2	71.1
2. Disapprove	19.3	18.7	19.6	18.8	20.3	20.0	21.6	16.9	20.1	19.4	19.3	21.7	19.6	19.1	12.5	10.0
3. Strongly disapprove	38.7	32.3	44.6	34.5	56.7	34.3	35.1	39.4	48.3	39.6	34.0	53.4	34.8	23.0	15.2	18.8
<i>Item 11550 Subject A12b</i>	<i>N 2146</i>	<i>963</i>	<i>1145</i>	<i>1533</i>	<i>213</i>	<i>428</i>	<i>583</i>	<i>767</i>	<i>368</i>	<i>1708</i>	<i>381</i>	<i>1010</i>	<i>496</i>	<i>253</i>	<i>328</i>	<i>43</i>
<b>D10L:</b> Driving a car after having 1-2 drinks																
1. Not disapprove	25.5	33.1	18.9	27.2	17.8	22.1	27.5	30.0	16.9	23.6	32.9	15.4	25.4	33.1	46.6	50.9
2. Disapprove	27.8	28.5	27.3	28.3	25.0	31.0	29.9	26.0	24.9	28.5	26.1	26.9	31.5	26.9	26.9	21.8
3. Strongly disapprove	46.7	38.4	53.8	44.5	57.2	46.8	42.6	44.1	58.2	47.8	41.0	57.7	43.1	40.1	26.6	27.3
<i>Item 11551 Subject A12b</i>	<i>N 2155</i>	<i>966</i>	<i>1152</i>	<i>1536</i>	<i>219</i>	<i>428</i>	<i>584</i>	<i>773</i>	<i>371</i>	<i>1715</i>	<i>383</i>	<i>1016</i>	<i>498</i>	<i>252</i>	<i>330</i>	<i>43</i>
<b>D10M:</b> Driving a car after having 5 or more drinks																
1. Not disapprove	6.6	11.2	2.5	6.2	8.7	5.4	10.5	6.2	2.7	5.2	12.4	3.4	7.9	5.9	12.1	14.6
2. Disapprove	18.8	25.1	13.4	19.6	17.1	16.5	16.3	22.7	17.4	18.5	21.1	15.4	18.4	19.7	28.6	22.0
3. Strongly disapprove	74.6	63.7	84.0	74.2	74.2	78.1	73.2	71.2	79.9	76.3	66.5	81.2	73.7	74.4	59.4	63.4
<i>Item 11552 Subject A12b</i>	<i>N 2145</i>	<i>960</i>	<i>1148</i>	<i>1531</i>	<i>218</i>	<i>423</i>	<i>580</i>	<i>773</i>	<i>369</i>	<i>1708</i>	<i>381</i>	<i>1008</i>	<i>497</i>	<i>253</i>	<i>330</i>	<i>42</i>
<b>D11:</b> How many of your friends would you estimate . . .																
<b>D11A:</b> Smoke cigarettes?																
1. None	12.1	11.3	12.5	8.1	25.1	8.0	9.6	11.3	22.7	11.8	12.2	18.0	8.8	6.3	4.1	4.2
2. A few	28.6	28.7	28.6	27.4	38.8	26.5	29.5	28.2	30.4	29.5	24.4	36.1	29.5	18.2	14.0	14.5
3. Some	30.0	31.1	28.9	30.9	26.2	28.9	31.3	29.9	29.1	30.5	28.9	30.6	33.3	25.4	29.7	9.5
4. Most	26.7	26.4	27.2	30.9	7.9	32.9	26.4	28.1	16.9	25.9	30.5	13.9	26.3	45.6	47.0	70.9
5. All	2.7	2.5	2.9	2.7	2.0	3.7	3.2	2.5	0.9	2.3	4.0	1.4	2.2	4.5	5.2	0.9
<i>Item 7070 Subject A02a</i>	<i>N 2170</i>	<i>974</i>	<i>1152</i>	<i>1540</i>	<i>222</i>	<i>431</i>	<i>587</i>	<i>780</i>	<i>371</i>	<i>1720</i>	<i>391</i>	<i>1031</i>	<i>496</i>	<i>254</i>	<i>330</i>	<i>43</i>
<b>D11B:</b> Smoke marijuana or hashish?																
1. None	25.1	21.7	28.0	23.3	29.3	18.6	25.8	26.1	29.5	23.7	29.0	41.1	11.5	12.8	7.2	9.3
2. A few	26.9	27.7	26.5	29.4	19.3	25.6	28.5	27.0	25.5	27.1	27.5	32.5	24.9	23.9	16.7	10.7
3. Some	25.8	26.6	25.4	25.1	28.8	28.1	23.5	27.4	23.6	27.8	18.4	20.8	35.6	27.0	28.0	15.3
4. Most	18.3	19.9	16.7	19.0	17.0	22.2	17.5	17.1	17.7	17.9	20.2	5.1	23.2	31.3	37.8	58.8
5. All	3.8	4.2	3.3	3.2	5.6	5.5	4.6	2.3	3.7	3.4	5.0	0.5	4.9	5.0	10.3	6.0
<i>Item 7080 Subject A02a</i>	<i>N 2169</i>	<i>973</i>	<i>1152</i>	<i>1542</i>	<i>222</i>	<i>428</i>	<i>589</i>	<i>781</i>	<i>371</i>	<i>1719</i>	<i>391</i>	<i>1029</i>	<i>497</i>	<i>254</i>	<i>330</i>	<i>43</i>



## MONITORING THE FUTURE

QUESTIONNAIRE FORM 6 1996	TOTAL	SEX		RACE		REGION				COLLEGE PLANS?		ILLICIT DRUG USE: LIFETIME					
		M	F	White	Black	NE	NC	S	W	Yes	No	None	Mari- juana Only	Few Pills	More Pills	Any Her- oin	
<i>N (Weighted No. of Cases):</i>	2484	1128	1261	1702	267	523	652	895	415	1859	460	1153	559	287	378	53	
<i>% of Weighted Total:</i>	100.0	45.4	50.8	68.5	10.7	21.1	26.2	36.0	16.7	74.8	18.5	46.4	22.5	11.6	15.2	2.1	
<b>D11C: Take LSD?</b>																	
1. None	67.0	62.7	70.6	63.6	89.8	57.4	68.9	69.8	69.5	66.7	67.6	84.0	66.9	52.9	33.9	5.0	
2. A few	19.1	20.2	18.4	21.2	5.4	22.8	17.7	17.9	19.8	20.0	16.4	12.4	25.0	23.1	25.9	39.8	
3. Some	8.7	10.0	7.5	10.0	1.0	12.7	8.8	6.9	7.4	8.9	8.1	3.1	5.8	16.7	22.1	21.0	
4. Most	3.9	5.0	3.0	4.4	2.0	5.7	3.1	4.5	2.2	3.6	5.3	0.1	2.1	5.9	13.7	31.5	
5. All	1.2	2.0	0.6	0.8	1.8	1.5	1.5	1.0	1.2	0.8	2.7	0.4	0.2	1.5	4.4	2.7	
<i>Item 7090 Subject A02a</i>	<i>N</i>	<i>2141</i>	<i>963</i>	<i>1139</i>	<i>1524</i>	<i>217</i>	<i>425</i>	<i>582</i>	<i>767</i>	<i>366</i>	<i>1698</i>	<i>385</i>	<i>1010</i>	<i>494</i>	<i>252</i>	<i>327</i>	<i>43</i>
<b>D11D: Take PCP (angel dust)?</b>																	
1. None	82.5	80.9	84.0	82.0	91.9	79.0	83.1	83.5	83.6	82.8	80.4	90.7	84.4	79.2	62.3	46.0	
2. A few	13.5	13.4	13.5	14.8	4.2	13.7	14.4	13.1	12.6	13.6	14.3	7.5	12.8	16.5	28.7	32.8	
3. Some	2.5	3.3	1.7	2.1	0.6	4.9	1.4	1.8	2.7	2.2	3.5	1.4	1.2	2.2	6.8	8.1	
4. Most	0.9	1.5	0.5	0.9	1.5	1.8	0.6	0.9	0.7	0.9	1.3	*	1.2	1.4	1.5	12.2	
5. All	0.5	0.8	0.3	0.2	1.8	0.6	0.5	0.7	0.3	0.5	0.5	0.4	0.3	0.7	0.6	0.9	
<i>Item 7201 Subject A02a</i>	<i>N</i>	<i>2149</i>	<i>970</i>	<i>1137</i>	<i>1528</i>	<i>218</i>	<i>425</i>	<i>585</i>	<i>769</i>	<i>370</i>	<i>1704</i>	<i>387</i>	<i>1015</i>	<i>494</i>	<i>254</i>	<i>327</i>	<i>43</i>
<b>D11E: Take other psychedelics (mescaline, peyote, etc.)?</b>																	
1. None	80.8	77.3	83.8	79.3	94.1	79.0	80.8	82.8	78.5	81.1	79.4	91.1	85.9	76.8	52.7	24.6	
2. A few	12.3	12.5	12.3	14.3	1.6	11.8	12.0	11.4	15.4	12.8	10.8	6.9	11.0	14.7	26.2	36.6	
3. Some	4.6	6.4	2.9	4.6	0.6	5.8	5.2	3.9	3.7	4.6	4.8	1.6	2.1	6.2	13.1	29.1	
4. Most	1.6	2.6	0.6	1.5	2.0	2.5	1.3	1.1	1.9	1.0	3.9	*	1.0	1.6	6.2	7.6	
5. All	0.7	1.2	0.3	0.4	1.8	0.8	0.8	0.7	0.5	0.5	1.2	0.4	0.1	0.7	1.8	2.1	
<i>Item 7100 Subject A02a</i>	<i>N</i>	<i>2137</i>	<i>954</i>	<i>1142</i>	<i>1521</i>	<i>218</i>	<i>421</i>	<i>587</i>	<i>763</i>	<i>367</i>	<i>1693</i>	<i>385</i>	<i>1009</i>	<i>487</i>	<i>254</i>	<i>329</i>	<i>43</i>
<b>D11F: Take amphetamines (uppers, pep pills, bennies, speed)?</b>																	
1. None	73.5	73.7	73.3	70.9	88.7	73.4	69.9	74.6	77.3	73.3	75.4	84.4	80.5	66.7	41.7	20.7	
2. A few	18.5	17.7	19.4	21.2	6.6	18.3	21.1	18.1	15.2	19.2	14.4	12.8	14.9	22.2	37.7	32.7	
3. Some	6.0	6.0	5.7	6.4	0.6	6.0	7.1	5.3	5.5	5.8	6.9	2.4	3.2	8.9	15.5	30.0	
4. Most	1.1	1.1	1.1	1.0	2.3	1.7	1.0	1.0	1.0	1.1	1.2	0.1	1.3	1.1	2.2	14.0	
5. All	0.9	1.5	0.5	0.4	1.8	0.6	1.0	1.0	1.0	0.6	2.1	0.4	0.1	1.1	2.9	2.6	
<i>Item 7110 Subject A02a</i>	<i>N</i>	<i>2133</i>	<i>962</i>	<i>1130</i>	<i>1520</i>	<i>216</i>	<i>417</i>	<i>586</i>	<i>766</i>	<i>364</i>	<i>1687</i>	<i>388</i>	<i>1012</i>	<i>484</i>	<i>252</i>	<i>325</i>	<i>43</i>
<b>D11G: Take barbiturates (downers, reds, yellows, etc.)?</b>																	
1. None	81.6	80.8	82.3	79.5	93.0	81.9	78.4	81.1	87.2	82.0	79.2	89.5	86.7	80.3	56.5	31.1	
2. A few	12.7	12.4	12.8	14.7	2.2	11.9	16.1	12.9	7.8	12.7	13.6	8.5	9.8	12.2	28.2	35.1	
3. Some	4.0	4.3	3.7	4.7	1.0	4.1	3.6	4.5	3.6	4.2	3.6	1.5	2.4	6.3	10.7	16.9	
4. Most	1.0	1.5	0.6	0.7	2.0	1.5	0.9	0.8	1.1	0.7	2.4	*	1.1	0.5	2.7	15.9	
5. All	0.7	1.0	0.5	0.3	1.8	0.6	1.0	0.7	0.3	0.5	1.1	0.4	0.1	0.7	1.9	1.0	
<i>Item 7130 Subject A02a</i>	<i>N</i>	<i>2128</i>	<i>951</i>	<i>1133</i>	<i>1514</i>	<i>219</i>	<i>420</i>	<i>581</i>	<i>762</i>	<i>365</i>	<i>1687</i>	<i>383</i>	<i>1012</i>	<i>490</i>	<i>251</i>	<i>321</i>	<i>38</i>
<b>D11H: Take tranquilizers?</b>																	
1. None	85.7	84.5	86.9	84.7	93.6	84.9	84.6	84.5	90.7	85.8	84.8	92.3	88.5	86.6	65.2	51.5	
2. A few	9.6	10.2	9.0	11.0	2.5	9.7	11.4	9.8	6.0	9.8	8.9	6.1	9.2	6.9	22.4	13.1	
3. Some	3.1	2.7	3.2	3.2	0.6	4.2	2.3	3.3	3.0	3.1	3.7	1.1	1.2	5.0	9.6	10.3	
4. Most	1.0	1.6	0.6	0.8	1.5	0.7	1.0	1.7	-	0.9	1.5	*	1.0	0.7	1.5	24.1	
5. All	0.6	0.9	0.3	0.2	1.8	0.6	0.7	0.7	0.3	0.4	1.1	0.4	0.1	0.7	1.3	0.9	
<i>Item 7140 Subject A02a</i>	<i>N</i>	<i>2133</i>	<i>957</i>	<i>1133</i>	<i>1520</i>	<i>218</i>	<i>420</i>	<i>584</i>	<i>761</i>	<i>368</i>	<i>1691</i>	<i>384</i>	<i>1010</i>	<i>491</i>	<i>252</i>	<i>323</i>	<i>42</i>
<b>D11I: Take "crack" cocaine?</b>																	
1. None	82.5	81.8	83.1	82.7	89.6	83.4	80.6	83.1	83.1	83.7	76.4	88.1	85.5	81.7	66.3	44.3	
2. A few	13.4	13.1	13.9	14.4	6.0	11.9	14.1	13.4	13.9	13.2	15.2	9.8	11.7	14.7	24.2	32.0	
3. Some	2.8	3.3	2.2	2.3	1.3	3.1	3.2	2.4	2.4	2.2	5.4	1.5	1.4	2.9	7.2	12.5	
4. Most	0.8	1.1	0.3	0.4	1.5	1.1	1.3	0.5	0.2	0.4	2.5	0.2	1.1	-	1.5	10.3	
5. All	0.6	0.7	0.5	0.2	1.6	0.6	0.8	0.5	0.3	0.5	0.5	0.4	0.3	0.7	0.8	0.9	
<i>Item 7151 Subject A02a</i>	<i>N</i>	<i>2135</i>	<i>961</i>	<i>1133</i>	<i>1525</i>	<i>218</i>	<i>421</i>	<i>583</i>	<i>766</i>	<i>365</i>	<i>1693</i>	<i>385</i>	<i>1013</i>	<i>489</i>	<i>251</i>	<i>325</i>	<i>42</i>
<b>D11J: Take cocaine in powder form?</b>																	
1. None	77.2	76.0	78.6	76.3	89.3	76.2	78.5	76.0	78.9	78.0	73.3	87.9	80.1	71.7	51.6	15.6	
2. A few	16.3	15.9	16.5	17.9	5.6	15.6	15.5	17.5	15.8	16.5	16.1	10.2	15.3	21.5	30.8	37.7	
3. Some	4.6	6.3	3.2	4.5	2.5	6.1	4.0	4.3	4.6	3.9	7.3	1.3	3.1	4.1	15.0	21.3	
4. Most	1.2	1.2	1.1	1.0	1.5	1.4	1.0	1.6	0.2	0.9	2.6	0.1	1.5	1.9	1.4	18.3	
5. All	0.7	0.6	0.6	0.2	1.1	0.7	0.9	0.6	0.5	0.6	0.6	0.4	0.1	0.7	1.1	7.1	
<i>Item 23990 Subject A02a</i>	<i>N</i>	<i>2136</i>	<i>962</i>	<i>1134</i>	<i>1524</i>	<i>217</i>	<i>423</i>	<i>578</i>	<i>766</i>	<i>369</i>	<i>1696</i>	<i>382</i>	<i>1013</i>	<i>491</i>	<i>250</i>	<i>328</i>	<i>40</i>

\* = less than .05 percent.



DESCRIPTIVE RESULTS: 1996

241

QUESTIONNAIRE FORM 6 1996	TOTAL	SEX		RACE		REGION				COLLEGE PLANS?		ILLICIT DRUG USE: LIFETIME				
		M	F	White	Black	NE	NC	S	W	Yes	No	None	Mari- juana Only	Few Pills	More Pills	Any Her- oin
<i>N (Weighted No. of Cases):</i>	2484	1128	1261	1702	267	523	652	895	415	1859	460	1153	559	287	378	53
<i>% of Weighted Total:</i>	100.0	45.4	50.8	68.5	10.7	21.1	26.2	36.0	16.7	74.8	18.5	46.4	22.5	11.6	15.2	2.1
D11K: Take heroin?																
1. None	88.7	87.7	89.9	88.8	95.4	86.8	88.1	89.2	90.8	89.4	85.5	93.4	89.8	89.9	80.0	27.0
2. A few	8.2	8.4	7.7	9.2	0.3	9.8	9.0	7.7	6.5	8.1	9.5	5.2	7.9	6.7	14.9	48.3
3. Some	2.0	2.5	1.6	1.5	1.2	2.5	1.4	2.1	2.2	1.6	3.8	1.0	1.1	2.0	4.5	12.6
4. Most	0.4	0.4	0.5	0.4	1.5	-	0.9	0.5	-	0.4	0.4	*	0.7	0.7	-	10.0
5. All	0.6	1.0	0.3	0.2	1.6	0.9	0.7	0.5	0.5	0.4	0.8	0.4	0.5	0.7	0.5	2.1
Item 7160 Subject A02a	N 2124	953	1130	1515	215	414	577	768	365	1681	385	1009	483	253	325	40
D11L: Take other narcotics (methadone, opium, codeine, paregoric, etc.)?																
1. None	82.4	79.5	85.0	80.7	93.4	80.8	80.3	84.1	84.2	82.6	81.0	91.0	89.0	79.2	57.1	16.9
2. A few	11.8	13.6	10.3	13.6	2.7	12.9	12.9	10.6	11.1	12.1	11.3	7.0	8.3	15.2	26.6	35.4
3. Some	4.3	4.8	3.7	4.7	1.2	4.7	5.2	4.0	2.9	4.2	4.7	1.5	1.4	4.6	13.1	34.2
4. Most	0.9	1.2	0.7	0.7	1.6	0.7	0.9	0.8	1.3	0.7	1.7	0.1	1.2	0.3	2.0	11.4
5. All	0.6	1.0	0.3	0.2	1.1	0.9	0.7	0.5	0.5	0.4	1.3	0.4	0.1	0.8	1.2	2.0
Item 7170 Subject A02a	N 2125	953	1130	1515	214	422	579	757	367	1678	388	1009	487	247	326	42
D11M: Use inhalants (sniffing glue, aerosols, laughing gas, etc.)?																
1. None	77.4	76.5	77.9	74.2	91.9	72.7	75.1	80.0	81.2	77.2	78.1	87.1	81.2	70.4	51.6	40.6
2. A few	14.7	14.6	15.1	17.5	3.1	16.3	16.7	13.0	13.2	15.0	13.6	10.1	12.7	23.0	25.5	19.0
3. Some	5.5	5.4	5.5	6.4	2.3	6.6	5.5	5.9	3.4	5.7	4.5	2.0	3.8	4.9	15.3	35.4
4. Most	1.6	2.2	1.2	1.5	1.5	3.0	2.1	0.6	1.6	1.5	2.2	0.4	1.7	0.6	6.1	2.9
5. All	0.8	1.3	0.4	0.4	1.1	1.4	0.7	0.6	0.7	0.5	1.5	0.4	0.5	1.1	1.4	2.0
Item 7180 Subject A02a	N 2136	959	1134	1523	218	420	582	766	367	1690	387	1015	489	251	324	42
D11N: Take MDMA (ecstasy)?																
1. None	75.8	75.1	76.4	73.5	93.6	69.5	80.4	76.3	74.7	75.2	78.0	90.5	78.2	62.5	45.0	18.7
2. A few	14.7	15.1	14.7	17.1	1.6	17.6	14.5	13.1	15.1	15.3	12.5	6.4	15.6	23.9	32.5	14.8
3. Some	6.5	6.5	6.3	6.9	1.4	9.3	3.2	6.8	7.5	6.6	6.1	2.4	4.3	11.5	15.8	22.5
4. Most	2.2	2.1	2.3	2.3	1.6	2.6	1.3	2.7	2.2	2.4	1.8	0.4	1.5	1.3	5.1	36.9
5. All	0.8	1.3	0.3	0.2	1.8	1.0	0.6	1.1	0.5	0.6	1.5	0.4	0.4	0.7	1.5	7.1
Item 23020 Subject A02a	N 2117	951	1123	1507	213	419	578	755	365	1673	386	1000	483	249	328	42
D11O: Take crystal meth ("ice")?																
1. None	84.1	82.6	85.5	83.0	95.2	85.1	84.1	85.3	80.3	85.0	80.0	93.1	87.5	83.4	58.8	31.2
2. A few	10.5	10.3	10.8	12.1	0.5	8.7	10.1	10.0	14.5	10.1	12.6	5.1	9.3	14.2	25.3	23.7
3. Some	3.8	5.1	2.4	4.0	0.6	5.3	3.5	3.0	4.3	3.4	5.7	1.4	1.9	1.2	12.4	30.7
4. Most	0.8	1.0	0.8	0.7	2.0	-	1.6	0.9	0.5	0.8	0.9	*	0.9	0.6	1.8	13.6
5. All	0.7	1.0	0.5	0.3	1.8	0.9	0.7	0.8	0.3	0.6	0.8	0.4	0.3	0.5	1.7	0.9
Item 24500 Subject A02a	N 2127	956	1127	1512	218	424	576	760	366	1685	383	1009	487	248	326	42
D11P: Take steroids?																
1. None	82.1	79.6	84.5	81.2	89.9	81.7	81.3	80.9	86.7	82.4	81.5	85.8	83.5	83.9	70.3	61.0
2. A few	13.0	14.4	11.9	14.5	5.3	12.1	14.4	14.2	9.3	12.8	13.4	10.2	12.5	10.4	22.4	29.8
3. Some	4.1	4.9	3.1	4.1	3.4	4.7	4.0	3.9	3.6	4.1	4.2	3.3	3.2	4.6	6.7	8.3
4. Most	0.2	0.3	0.1	0.1	0.2	0.4	-	0.3	-	0.2	0.1	0.2	0.4	-	-	-
5. All	0.6	0.8	0.5	0.1	1.1	1.1	0.3	0.7	0.3	0.5	0.8	0.4	0.5	1.1	0.5	0.9
Item 23030 Subject A02a	N 2122	951	1128	1513	216	421	579	758	364	1676	387	1006	488	250	322	42
D11Q: Drink alcoholic beverages (liquor, beer, wine)?																
1. None	13.0	14.6	10.8	9.6	23.1	12.8	10.6	12.6	17.6	11.2	18.5	17.8	11.5	6.7	3.8	8.8
2. A few	9.3	7.7	10.5	8.4	11.4	7.8	8.6	9.3	12.0	9.3	10.1	14.1	7.9	4.3	1.0	4.8
3. Some	18.5	19.2	18.3	18.3	22.1	15.6	19.7	18.6	19.9	18.8	16.8	24.4	14.3	15.3	11.0	-
4. Most	38.6	36.6	40.6	41.9	32.6	38.1	41.2	40.9	30.2	40.3	32.7	32.2	45.1	43.0	47.8	29.9
5. All	20.6	21.9	19.7	21.9	10.7	25.6	19.9	18.6	20.3	20.4	21.9	11.4	21.1	30.7	36.4	56.5
Item 7190 Subject A02a	N 2140	957	1143	1526	216	426	584	761	369	1696	386	1012	494	252	325	42
D11R: Get drunk at least once a week?																
1. None	22.4	21.8	22.1	17.9	33.8	22.5	20.1	21.8	27.3	20.7	28.3	31.2	18.7	13.0	8.3	10.3
2. A few	21.7	23.5	20.9	24.5	20.6	22.0	22.4	21.1	21.6	21.9	21.2	25.5	20.5	22.4	13.4	7.6
3. Some	25.4	24.4	26.4	25.1	27.2	21.2	25.8	27.0	26.5	27.0	19.6	25.1	27.1	26.6	23.8	22.6
4. Most	23.0	21.4	24.5	25.5	14.3	23.9	24.8	24.1	16.9	23.2	22.9	14.9	25.4	29.6	36.2	56.0
5. All	7.4	8.9	6.2	7.0	4.2	10.3	6.9	6.0	7.7	7.2	8.0	3.2	8.2	8.3	18.3	3.5
Item 7200 Subject A02a	N 2144	965	1137	1525	218	426	583	767	369	1700	386	1019	491	250	328	42

\*=less than .05 percent.



QUESTIONNAIRE FORM 6 1996	TOTAL	SEX		RACE		REGION				COLLEGE PLANS?		ILLICIT DRUG USE: LIFETIME				
		M	F	White	Black	NE	NC	S	W	Yes	No	None	Mari- juana Only	Few Pills	More Pills	Any Her- oin
<i>N (Weighted No. of Cases):</i>	2484	1128	1261	1702	267	523	652	895	415	1859	460	1153	559	287	378	53
<i>% of Weighted Total:</i>	100.0	45.4	50.8	68.5	10.7	21.1	26.2	36.0	16.7	74.8	18.5	46.4	22.5	11.6	15.2	2.1
<b>D12:</b> How likely is it that you will use “crack” cocaine in the next 12 months?																
1. Definitely will—GO TO Q.D14	1.3	1.7	1.0	1.2	1.7	1.2	1.5	1.5	1.0	1.2	2.1	1.0	1.4	0.9	2.5	1.0
2. Probably will—GO TO Q.D14	0.8	0.9	0.8	0.9	-	0.5	1.6	0.7	0.3	0.5	2.3	0.2	-	1.1	3.6	3.3
3. Probably will not	5.0	4.4	5.2	5.2	2.1	5.0	5.0	4.5	5.9	4.7	5.9	1.7	3.6	7.2	12.3	34.6
4. Definitely will not	92.9	93.0	93.0	92.7	96.3	93.3	92.0	93.4	92.8	93.6	89.7	97.1	95.0	90.8	81.6	61.1
<i>Item 24000 Subject A04a</i> <i>N</i>	2100	944	1117	1503	208	420	562	751	368	1675	367	1009	482	243	313	37
<b>D13:</b> Here are some reasons people give for not using “crack” cocaine, or for stopping use. How important is each of the following as a reason for YOU not using “crack”?																
<b>D13A:</b> Concerned about possible psychological damage																
1. Not at all	5.5	7.8	3.3	3.9	8.4	5.9	5.6	6.2	3.5	4.1	10.5	4.0	7.1	5.2	6.1	15.3
2. Somewhat	11.2	10.2	11.7	12.8	5.3	14.9	9.7	10.1	11.6	11.1	12.3	9.2	9.9	10.9	17.5	34.1
3. Very important	83.3	82.0	85.0	83.3	86.3	79.3	84.7	83.7	84.9	84.8	77.3	86.8	83.0	83.9	76.4	50.7
<i>Item 24010 Subject A06b</i> <i>N†</i>	2010	895	1077	1433	199	407	530	717	356	1612	344	977	463	238	283	36
<b>D13B:</b> Concerned about possible physical damage																
1. Not at all	4.8	5.8	3.6	3.4	6.9	3.9	4.4	6.4	3.1	3.5	9.6	4.1	5.2	3.5	5.7	13.1
2. Somewhat	9.9	10.8	8.8	11.4	3.0	13.5	9.3	7.6	11.1	9.6	11.7	7.5	7.2	13.7	15.6	34.1
3. Very important	85.4	83.4	87.6	85.1	90.1	82.5	86.4	86.0	85.8	86.9	78.7	88.4	87.6	82.7	78.7	52.8
<i>Item 24020 Subject A06b</i> <i>N†</i>	2006	892	1076	1430	200	407	530	713	356	1611	340	977	460	238	282	36
<b>D13C:</b> Concerned about getting arrested																
1. Not at all	11.7	14.6	8.6	10.9	13.2	11.6	12.7	12.1	9.3	10.7	14.8	9.4	11.8	14.2	12.8	40.8
2. Somewhat	19.3	19.1	19.2	20.7	13.4	20.4	18.0	16.6	25.3	20.4	15.0	15.3	17.2	22.4	32.8	23.4
3. Very important	69.1	66.3	72.2	68.3	73.4	68.1	69.3	71.3	65.4	68.9	70.2	75.3	71.1	63.4	54.4	35.7
<i>Item 24030 Subject A06b</i> <i>N†</i>	2006	897	1071	1431	200	407	528	714	357	1612	341	978	458	237	283	36
<b>D13D:</b> Concerned about becoming addicted																
1. Not at all	4.4	6.5	2.3	3.1	5.5	4.1	4.7	5.4	2.3	3.1	8.9	4.2	4.7	2.3	5.5	3.2
2. Somewhat	8.2	8.3	7.9	8.8	4.2	7.6	7.0	8.0	11.1	8.6	6.5	5.5	7.6	11.4	13.6	26.2
3. Very important	87.4	85.2	89.8	88.1	90.3	88.3	88.3	86.5	86.7	88.4	84.6	90.3	87.7	86.3	81.0	70.6
<i>Item 24040 Subject A06b</i> <i>N†</i>	2009	899	1072	1434	199	406	529	717	357	1612	344	978	462	237	283	36
<b>D13E:</b> It's against my beliefs																
1. Not at all	17.3	20.4	14.5	16.7	10.4	18.7	20.4	15.6	14.8	16.3	21.5	12.1	16.2	23.9	29.1	42.8
2. Somewhat	16.9	20.2	14.0	17.2	15.2	15.7	16.6	16.9	18.6	17.3	15.4	11.9	20.4	18.9	27.1	9.2
3. Very important	65.8	59.4	71.5	66.1	74.4	65.5	63.0	67.5	66.7	66.3	63.1	76.1	63.5	57.2	43.8	48.0
<i>Item 24050 Subject A06b</i> <i>N†</i>	1996	892	1066	1425	198	402	527	711	356	1599	345	970	463	233	281	36
<b>D13F:</b> Concerned about loss of energy or ambition																
1. Not at all	12.4	14.1	10.6	12.4	8.5	15.2	13.7	11.8	8.4	11.3	17.1	9.3	13.2	15.6	16.9	28.0
2. Somewhat	23.1	21.2	25.0	26.7	11.2	22.4	26.1	21.6	22.3	24.0	17.9	21.1	16.9	29.1	31.7	48.3
3. Very important	64.6	64.7	64.5	60.8	80.4	62.4	60.2	66.6	69.3	64.7	65.0	69.6	69.9	55.4	51.4	23.7
<i>Item 24060 Subject A06b</i> <i>N†</i>	1998	894	1065	1423	198	401	526	715	355	1605	341	976	459	233	281	36
<b>D13G:</b> Concerned about possible loss of control of myself																
1. Not at all	5.6	7.6	3.5	4.5	5.6	6.0	4.7	6.7	4.1	4.5	9.3	4.4	5.8	6.5	7.1	17.0
2. Somewhat	13.6	16.6	11.0	15.1	4.9	15.3	14.9	11.5	14.0	13.5	13.3	9.8	11.4	21.0	22.2	24.0
3. Very important	80.8	75.8	85.4	80.4	89.5	78.8	80.4	81.8	81.9	82.0	77.4	85.8	82.8	72.4	70.7	59.0
<i>Item 24070 Subject A06b</i> <i>N†</i>	1989	884	1067	1413	200	399	521	712	357	1595	341	969	460	230	282	36
<b>D13H:</b> It might lead to stronger drugs																
1. Not at all	9.0	12.5	5.5	8.3	6.0	9.9	7.6	11.3	5.1	7.7	12.8	5.5	8.5	11.0	15.6	42.8
2. Somewhat	10.7	13.0	8.6	12.1	5.1	11.5	9.1	10.4	12.9	11.3	8.3	8.0	8.5	16.4	17.0	23.7
3. Very important	80.3	74.5	85.9	79.6	88.9	78.6	83.3	78.3	82.0	81.0	78.8	86.6	82.9	72.6	67.4	33.5
<i>Item 24080 Subject A06b</i> <i>N†</i>	1988	886	1064	1412	199	399	523	711	355	1592	342	970	460	230	279	36

†=excludes respondents for whom question was inappropriate.



QUESTIONNAIRE FORM 6 1996	TOTAL	SEX		RACE		REGION				COLLEGE PLANS?		ILLICIT DRUG USE: LIFETIME					
		M	F	White	Black	NE	NC	S	W	Yes	No	None	Mari- juana Only	Few Pills	More Pills	Any Her- oin	
<i>N (Weighted No. of Cases):</i>	2484	1128	1261	1702	267	523	652	895	415	1859	460	1153	559	287	378	53	
<i>% of Weighted Total:</i>	100.0	45.4	50.8	68.5	10.7	21.1	26.2	36.0	16.7	74.8	18.5	46.4	22.5	11.6	15.2	2.1	
<b>D13I:</b> Not enjoyable, I wouldn't like it																	
1. Not at all	19.7	24.1	15.9	20.0	12.6	20.3	21.2	19.3	17.9	20.1	18.5	14.8	22.6	23.1	27.1	41.6	
2. Somewhat	20.4	18.8	21.7	22.8	11.5	18.6	22.6	20.1	20.0	20.8	18.6	15.9	20.3	26.4	29.1	32.8	
3. Very important	59.9	57.1	62.4	57.2	75.9	61.2	56.3	60.7	62.0	59.0	62.9	69.3	57.1	50.5	43.8	25.6	
<i>Item 24090 Subject A06b</i>	<i>N†</i>	<i>1988</i>	<i>887</i>	<i>1063</i>	<i>1415</i>	<i>198</i>	<i>401</i>	<i>522</i>	<i>709</i>	<i>356</i>	<i>1596</i>	<i>339</i>	<i>974</i>	<i>456</i>	<i>228</i>	<i>281</i>	<i>36</i>
<b>D13J:</b> My parents would disapprove																	
1. Not at all	15.9	17.6	14.0	16.3	8.8	17.0	16.9	15.8	13.4	15.3	18.6	10.9	16.6	21.9	24.8	36.2	
2. Somewhat	15.9	15.5	15.8	18.1	7.9	18.0	17.9	12.5	17.2	17.0	11.4	13.1	15.7	14.3	23.4	39.3	
3. Very important	68.3	66.9	70.2	65.6	83.3	65.1	65.2	71.8	69.3	67.7	70.0	76.0	67.7	63.8	51.8	24.5	
<i>Item 24100 Subject A06b</i>	<i>N†</i>	<i>1981</i>	<i>883</i>	<i>1062</i>	<i>1410</i>	<i>197</i>	<i>396</i>	<i>524</i>	<i>707</i>	<i>354</i>	<i>1588</i>	<i>339</i>	<i>967</i>	<i>457</i>	<i>227</i>	<i>280</i>	<i>36</i>
<b>D13K:</b> My boyfriend/girlfriend (or spouse) would disapprove																	
1. Not at all	16.4	16.1	16.5	16.8	10.5	16.4	16.9	18.4	11.5	16.6	15.6	12.4	17.4	22.1	23.9	22.1	
2. Somewhat	17.5	16.9	18.0	18.8	8.9	21.4	19.8	12.9	19.0	18.9	11.6	15.5	17.2	19.6	20.4	31.3	
3. Very important	66.2	66.9	65.6	64.4	80.6	62.2	63.4	68.7	69.4	64.5	72.8	72.1	65.4	58.3	55.7	46.6	
<i>Item 24110 Subject A06b</i>	<i>N†</i>	<i>1986</i>	<i>888</i>	<i>1059</i>	<i>1412</i>	<i>199</i>	<i>396</i>	<i>521</i>	<i>713</i>	<i>356</i>	<i>1595</i>	<i>338</i>	<i>970</i>	<i>460</i>	<i>228</i>	<i>278</i>	<i>36</i>
<b>D13L:</b> I wouldn't like being with the people who use it																	
1. Not at all	13.7	15.2	12.2	12.2	10.1	13.9	14.9	15.0	9.1	12.8	16.9	10.6	12.8	19.5	17.7	39.7	
2. Somewhat	16.4	14.5	17.9	18.6	6.3	18.8	17.1	14.0	17.5	17.4	12.9	12.2	17.7	19.3	26.1	17.6	
3. Very important	69.9	70.3	69.8	69.2	83.6	67.3	68.0	70.9	73.5	69.8	70.3	77.2	69.5	61.2	56.2	42.7	
<i>Item 24120 Subject A06b</i>	<i>N†</i>	<i>1993</i>	<i>891</i>	<i>1065</i>	<i>1417</i>	<i>200</i>	<i>396</i>	<i>523</i>	<i>715</i>	<i>358</i>	<i>1598</i>	<i>342</i>	<i>977</i>	<i>461</i>	<i>227</i>	<i>278</i>	<i>36</i>
<b>D13M:</b> My friends don't use it																	
1. Not at all	19.4	20.8	18.2	18.4	16.6	23.4	18.8	18.3	18.2	19.9	18.7	16.3	19.9	27.3	21.2	41.5	
2. Somewhat	20.7	17.6	23.2	23.1	9.3	22.0	18.9	20.9	21.3	21.7	17.5	18.6	17.6	22.1	29.4	34.3	
3. Very important	59.9	61.6	58.5	58.5	74.1	54.6	62.3	60.8	60.5	58.5	63.8	65.1	62.5	50.6	49.4	24.2	
<i>Item 24130 Subject A06b</i>	<i>N†</i>	<i>1986</i>	<i>883</i>	<i>1064</i>	<i>1412</i>	<i>200</i>	<i>398</i>	<i>523</i>	<i>708</i>	<i>357</i>	<i>1596</i>	<i>338</i>	<i>973</i>	<i>455</i>	<i>229</i>	<i>280</i>	<i>36</i>
<b>D13N:</b> Too expensive																	
1. Not at all	22.3	23.8	21.0	21.0	23.3	21.6	21.4	24.6	19.6	22.8	19.8	23.7	17.7	25.9	18.7	46.8	
2. Somewhat	19.3	16.4	21.3	20.2	12.1	21.2	16.6	17.6	24.3	20.1	14.8	16.9	18.9	25.8	20.8	32.2	
3. Very important	58.5	59.7	57.7	58.8	64.6	57.2	62.0	57.7	56.1	57.0	65.4	59.5	63.4	48.3	60.5	21.0	
<i>Item 24140 Subject A06b</i>	<i>N†</i>	<i>1985</i>	<i>886</i>	<i>1062</i>	<i>1413</i>	<i>199</i>	<i>396</i>	<i>522</i>	<i>712</i>	<i>355</i>	<i>1595</i>	<i>339</i>	<i>972</i>	<i>458</i>	<i>228</i>	<i>278</i>	<i>36</i>
<b>D13O:</b> Not available																	
1. Not at all	45.3	44.8	45.7	45.4	40.4	43.0	45.8	47.6	42.6	46.6	39.6	42.1	43.0	52.8	53.1	63.9	
2. Somewhat	21.5	19.2	23.4	23.8	12.0	26.1	20.9	17.4	25.8	22.5	18.2	20.2	21.7	21.0	24.6	30.3	
3. Very important	33.1	36.0	31.0	30.8	47.6	30.9	33.2	35.0	31.6	31.0	42.3	37.7	35.3	26.1	22.3	5.9	
<i>Item 24150 Subject A06b</i>	<i>N†</i>	<i>1978</i>	<i>881</i>	<i>1058</i>	<i>1408</i>	<i>197</i>	<i>395</i>	<i>523</i>	<i>707</i>	<i>352</i>	<i>1588</i>	<i>339</i>	<i>965</i>	<i>458</i>	<i>229</i>	<i>276</i>	<i>36</i>
<b>D13P:</b> Don't feel like getting high																	
1. Not at all	19.3	22.3	16.5	19.5	14.6	21.6	21.2	18.0	16.3	18.8	22.0	12.4	20.6	31.5	25.7	66.0	
2. Somewhat	20.4	20.8	20.3	22.6	14.6	22.7	21.3	19.3	18.7	21.6	15.3	13.2	25.3	24.1	35.0	15.3	
3. Very important	60.3	56.9	63.2	57.9	70.7	55.7	57.4	62.6	65.0	59.7	62.7	74.5	54.1	44.4	39.3	18.7	
<i>Item 24160 Subject A06b</i>	<i>N†</i>	<i>1979</i>	<i>882</i>	<i>1062</i>	<i>1407</i>	<i>198</i>	<i>395</i>	<i>522</i>	<i>707</i>	<i>355</i>	<i>1588</i>	<i>340</i>	<i>969</i>	<i>456</i>	<i>229</i>	<i>277</i>	<i>36</i>
<b>D13Q:</b> Because the dealers are dangerous people																	
1. Not at all	21.8	26.0	18.2	21.3	16.1	23.9	21.2	21.7	20.6	21.5	24.4	15.7	18.4	33.7	35.6	52.1	
2. Somewhat	22.2	21.9	22.3	24.0	14.7	23.3	22.5	20.9	23.4	24.0	13.6	17.5	27.0	22.4	27.8	37.1	
3. Very important	55.9	52.1	59.5	54.7	69.2	52.7	56.3	57.4	56.0	54.5	62.0	66.8	54.6	43.9	36.7	10.8	
<i>Item 24170 Subject A06b</i>	<i>N†</i>	<i>1987</i>	<i>888</i>	<i>1063</i>	<i>1417</i>	<i>199</i>	<i>398</i>	<i>523</i>	<i>711</i>	<i>355</i>	<i>1596</i>	<i>341</i>	<i>972</i>	<i>460</i>	<i>229</i>	<i>277</i>	<i>36</i>
<b>D13R:</b> Because using it helps support criminal networks																	
1. Not at all	24.8	28.8	21.3	26.2	15.3	27.0	28.3	21.9	22.8	24.4	27.6	17.1	27.3	36.6	34.8	55.1	
2. Somewhat	17.9	19.5	16.5	18.5	12.8	17.7	19.6	16.7	18.2	19.3	12.0	16.1	17.8	17.1	25.7	8.4	
3. Very important	57.3	51.7	62.3	55.2	71.9	55.3	52.1	61.4	59.0	56.3	60.4	66.8	54.9	46.4	39.5	36.5	
<i>Item 24180 Subject A06b</i>	<i>N†</i>	<i>1976</i>	<i>883</i>	<i>1056</i>	<i>1408</i>	<i>196</i>	<i>395</i>	<i>522</i>	<i>708</i>	<i>351</i>	<i>1587</i>	<i>338</i>	<i>967</i>	<i>456</i>	<i>225</i>	<i>278</i>	<i>36</i>

†=excludes respondents for whom question was inappropriate.



QUESTIONNAIRE FORM 6 1996	TOTAL	SEX		RACE		REGION				COLLEGE PLANS?		ILLICIT DRUG USE: LIFETIME				
		M	F	White	Black	NE	NC	S	W	Yes	No	None	Mari- juana Only	Few Pills	More Pills	Any Her- oin
<i>N (Weighted No. of Cases):</i>	2484	1128	1261	1702	267	523	652	895	415	1859	460	1153	559	287	378	53
<i>% of Weighted Total:</i>	100.0	45.4	50.8	68.5	10.7	21.1	26.2	36.0	16.7	74.8	18.5	46.4	22.5	11.6	15.2	2.1
<b>D14:</b> How likely is it that you will use cocaine in powder form in the next 12 months?																
1. Definitely will—GO TO END	2.0	2.8	1.3	1.8	2.1	3.0	2.0	1.8	1.3	1.4	4.6	1.0	1.8	0.2	4.1	20.8
2. Probably will—GO TO END	2.3	2.6	2.1	2.7	0.5	2.0	2.9	2.8	1.0	2.1	3.3	0.4	0.2	2.9	8.8	22.8
3. Probably will not	5.6	5.4	5.4	6.2	1.3	7.4	6.2	3.5	6.6	5.1	7.0	1.5	4.3	9.2	16.4	18.0
4. Definitely will not	90.1	89.3	91.2	89.2	96.2	87.6	88.9	91.8	91.0	91.5	85.0	97.1	93.7	87.7	70.7	38.4
<i>Item 24190 Subject A04a</i>	<i>N</i> 1964	874	1059	1409	191	389	530	698	348	1567	350	949	447	221	297	37
<b>D15:</b> Here are some reasons people give for not using cocaine in powder form, or for stopping use. How important is each of the following as a reason for YOU not using powdered cocaine?																
<b>D15A:</b> Concerned about possible psychological damage																
1. Not at all	5.9	8.1	3.8	3.9	10.2	6.8	4.7	7.0	4.9	4.5	11.6	3.9	8.1	6.4	7.3	25.3
2. Somewhat	11.2	11.3	10.8	12.8	5.4	15.1	11.9	8.6	11.3	11.1	12.8	9.2	10.5	12.8	18.0	11.2
3. Very important	82.8	80.6	85.4	83.4	84.4	78.1	83.4	84.5	83.8	84.5	75.6	86.9	81.4	80.8	74.7	63.5
<i>Item 24200 Subject A06b</i>	<i>N†</i> 1919	850	1038	1363	196	374	514	682	349	1550	320	953	450	224	258	21
<b>D15B:</b> Concerned about possible physical damage																
1. Not at all	5.2	6.7	3.6	3.6	6.8	5.1	3.6	6.9	4.4	3.7	10.9	3.8	6.2	5.7	7.3	13.6
2. Somewhat	9.7	11.0	8.4	11.3	3.4	11.8	11.5	6.6	11.0	9.2	12.4	7.2	8.1	12.5	18.3	19.5
3. Very important	85.1	82.3	87.9	85.1	89.8	83.1	85.0	86.5	84.6	87.1	76.8	89.0	85.7	81.8	74.4	66.9
<i>Item 24210 Subject A06b</i>	<i>N†</i> 1912	844	1038	1355	198	372	514	677	349	1545	320	951	446	224	259	21
<b>D15C:</b> Concerned about getting arrested																
1. Not at all	11.3	15.2	7.8	10.0	13.4	11.4	10.4	11.9	11.6	10.1	15.7	8.6	12.8	13.6	16.4	16.8
2. Somewhat	15.9	14.9	16.5	17.9	9.4	18.2	18.2	12.4	16.9	17.2	11.0	13.4	15.4	15.8	25.7	18.3
3. Very important	72.8	69.9	75.7	72.1	77.2	70.4	71.4	75.7	71.4	72.8	73.3	77.9	71.9	70.7	57.9	65.0
<i>Item 24220 Subject A06b</i>	<i>N†</i> 1911	849	1033	1360	196	372	512	680	347	1545	320	955	445	222	257	21
<b>D15D:</b> Concerned about becoming addicted																
1. Not at all	5.1	7.3	2.9	3.4	6.6	3.9	4.7	6.1	4.8	3.6	10.4	3.8	5.8	4.3	8.7	5.5
2. Somewhat	7.6	7.8	7.2	8.2	3.3	8.2	7.6	6.8	8.6	7.9	6.9	5.1	7.7	13.8	11.8	3.7
3. Very important	87.3	84.9	90.0	88.4	90.1	87.9	87.7	87.1	86.6	88.5	82.7	91.1	86.5	81.9	79.4	90.8
<i>Item 24230 Subject A06b</i>	<i>N†</i> 1909	847	1032	1357	194	371	511	680	347	1544	319	950	447	222	257	21
<b>D15E:</b> It's against my beliefs																
1. Not at all	16.6	20.3	13.5	15.8	10.4	17.2	18.7	15.8	14.4	15.5	20.5	11.5	18.3	21.8	25.7	46.3
2. Somewhat	15.2	16.8	13.4	15.9	13.4	15.8	16.8	13.6	15.1	15.4	15.3	10.2	18.3	18.2	26.5	7.7
3. Very important	68.3	62.9	73.1	68.3	76.2	67.0	64.5	70.6	70.5	69.1	64.2	78.4	63.4	60.0	47.8	46.0
<i>Item 24240 Subject A06b</i>	<i>N†</i> 1901	842	1029	1351	198	368	511	673	348	1533	321	948	444	218	258	21
<b>D15F:</b> Concerned about loss of energy or ambition																
1. Not at all	10.8	13.3	8.5	10.5	10.5	13.4	10.8	10.4	8.6	9.6	15.3	7.8	13.3	13.4	14.2	19.4
2. Somewhat	21.8	19.5	23.7	24.9	10.6	19.7	26.2	19.5	21.8	23.1	16.9	19.6	16.6	27.5	32.8	35.9
3. Very important	67.5	67.2	67.8	64.5	78.9	66.9	63.0	70.1	69.6	67.4	67.8	72.6	70.1	59.1	53.0	44.7
<i>Item 24250 Subject A06b</i>	<i>N†</i> 1900	839	1030	1352	196	368	513	675	344	1535	319	945	446	224	254	21
<b>D15G:</b> Concerned about possible loss of control of myself																
1. Not at all	5.5	7.7	3.4	4.1	7.0	5.8	3.9	7.0	4.5	4.5	9.0	3.9	5.4	6.9	9.3	15.7
2. Somewhat	12.7	14.3	11.2	14.6	5.6	14.2	15.7	10.1	11.6	12.6	13.2	10.0	12.5	16.2	18.8	31.1
3. Very important	81.8	78.0	85.4	81.4	87.4	80.0	80.3	83.0	83.9	82.9	77.8	86.2	82.1	77.0	71.9	53.2
<i>Item 24260 Subject A06b</i>	<i>N†</i> 1910	843	1036	1357	197	370	513	681	346	1542	320	952	447	221	257	21
<b>D15H:</b> It might lead to stronger drugs																
1. Not at all	7.9	10.9	5.1	6.9	8.9	9.5	5.6	10.0	5.6	6.7	11.8	5.1	8.6	11.3	13.4	19.7
2. Somewhat	11.1	13.2	9.3	12.5	5.4	11.8	11.6	10.5	10.8	11.3	10.6	8.9	9.9	14.4	17.7	19.6
3. Very important	81.0	75.8	85.6	80.6	85.7	78.7	82.8	79.5	83.6	82.0	77.5	86.0	81.5	74.3	68.8	60.7
<i>Item 24270 Subject A06b</i>	<i>N†</i> 1911	846	1035	1356	198	370	512	682	346	1546	318	952	445	223	258	21

†=excludes respondents for whom question was inappropriate.



QUESTIONNAIRE FORM 6 1996	TOTAL	SEX		RACE		REGION				COLLEGE PLANS?		ILLCIT DRUG USE: LIFETIME					
		M	F	White	Black	NE	NC	S	W	Yes	No	None	Mari- juana Only	Few Pills	More Pills	Any Her- oin	
<i>N (Weighted No. of Cases):</i>	2484	1128	1261	1702	267	523	652	895	415	1859	460	1153	559	287	378	53	
<i>% of Weighted Total:</i>	100.0	45.4	50.8	68.5	10.7	21.1	26.2	36.0	16.7	74.8	18.5	46.4	22.5	11.6	15.2	2.1	
<b>D15I:</b> Not enjoyable, I wouldn't like it																	
1. Not at all	18.9	22.8	15.7	18.7	15.4	22.1	18.4	17.9	17.8	19.0	18.2	13.6	23.0	26.4	23.0	40.4	
2. Somewhat	19.7	18.4	20.3	22.2	10.4	15.3	22.9	19.5	20.1	20.7	16.3	15.8	19.1	21.6	32.2	38.4	
3. Very important	61.4	58.8	64.0	59.1	74.1	62.6	58.7	62.5	62.1	60.3	65.5	70.7	57.9	52.1	44.9	21.2	
<i>Item 24280 Subject A06b</i>	<i>N†</i>	<i>1900</i>	<i>846</i>	<i>1025</i>	<i>1351</i>	<i>197</i>	<i>367</i>	<i>511</i>	<i>677</i>	<i>344</i>	<i>1530</i>	<i>323</i>	<i>939</i>	<i>448</i>	<i>223</i>	<i>258</i>	<i>21</i>
<b>D15J:</b> My parents would disapprove																	
1. Not at all	15.3	17.8	13.3	15.7	10.9	16.9	15.7	15.4	12.8	14.7	17.3	9.6	19.7	22.3	22.4	24.9	
2. Somewhat	15.6	15.2	15.7	17.9	6.8	18.6	18.2	11.4	17.2	16.7	11.7	12.9	14.7	14.2	27.3	36.2	
3. Very important	69.0	67.1	71.0	66.4	82.3	64.5	66.1	73.2	70.0	68.6	71.1	77.5	65.6	63.5	50.2	38.9	
<i>Item 24290 Subject A06b</i>	<i>N†</i>	<i>1902</i>	<i>845</i>	<i>1027</i>	<i>1353</i>	<i>196</i>	<i>367</i>	<i>508</i>	<i>682</i>	<i>345</i>	<i>1537</i>	<i>318</i>	<i>947</i>	<i>444</i>	<i>223</i>	<i>255</i>	<i>21</i>
<b>D15K:</b> My boyfriend/girlfriend (or spouse) would disapprove																	
1. Not at all	16.0	16.7	15.7	15.9	11.4	16.8	14.4	18.3	13.1	16.1	15.1	11.8	17.3	22.0	23.8	25.1	
2. Somewhat	16.5	15.9	17.0	18.2	8.6	19.4	18.8	13.0	17.3	17.7	12.1	14.4	17.4	18.9	18.9	43.5	
3. Very important	67.4	67.4	67.3	66.0	80.0	63.8	66.8	68.8	69.5	66.3	72.8	73.9	65.3	59.1	57.3	31.4	
<i>Item 24300 Subject A06b</i>	<i>N†</i>	<i>1908</i>	<i>847</i>	<i>1029</i>	<i>1355</i>	<i>198</i>	<i>366</i>	<i>511</i>	<i>685</i>	<i>345</i>	<i>1541</i>	<i>319</i>	<i>949</i>	<i>445</i>	<i>223</i>	<i>258</i>	<i>21</i>
<b>D15L:</b> I wouldn't like being with the people who use it																	
1. Not at all	13.3	14.4	12.3	12.0	12.0	13.8	14.3	13.8	10.7	12.5	16.6	9.5	15.3	20.1	15.7	43.0	
2. Somewhat	18.0	14.8	20.7	20.3	7.4	19.7	18.8	15.8	19.5	18.9	15.5	13.4	18.0	23.5	30.2	30.8	
3. Very important	68.6	70.8	67.0	67.8	80.6	66.5	66.9	70.4	69.8	68.6	67.9	77.1	66.8	56.5	54.1	26.2	
<i>Item 24310 Subject A06b</i>	<i>N†</i>	<i>1902</i>	<i>840</i>	<i>1031</i>	<i>1352</i>	<i>197</i>	<i>369</i>	<i>514</i>	<i>674</i>	<i>345</i>	<i>1535</i>	<i>321</i>	<i>946</i>	<i>446</i>	<i>223</i>	<i>254</i>	<i>21</i>
<b>D15M:</b> My friends don't use it																	
1. Not at all	19.0	19.9	18.3	18.1	16.6	24.0	18.5	18.0	16.4	19.3	18.6	15.2	19.6	28.6	20.8	60.3	
2. Somewhat	19.7	16.7	22.2	22.0	9.0	22.4	17.8	19.2	20.9	21.0	15.0	17.4	17.6	21.3	30.2	27.3	
3. Very important	61.2	63.4	59.5	60.0	74.4	53.5	63.7	62.8	62.8	59.7	66.4	67.4	62.7	50.1	49.0	12.5	
<i>Item 24320 Subject A06b</i>	<i>N†</i>	<i>1900</i>	<i>841</i>	<i>1028</i>	<i>1351</i>	<i>195</i>	<i>368</i>	<i>514</i>	<i>679</i>	<i>340</i>	<i>1534</i>	<i>319</i>	<i>944</i>	<i>443</i>	<i>224</i>	<i>256</i>	<i>21</i>
<b>D15N:</b> Too expensive																	
1. Not at all	22.1	24.2	20.6	20.4	25.5	23.8	19.9	23.4	20.9	22.9	18.7	22.8	18.7	26.4	21.4	25.5	
2. Somewhat	18.2	14.1	21.2	19.1	10.8	19.1	17.8	16.7	20.6	18.9	15.2	16.0	18.2	21.3	21.4	45.8	
3. Very important	59.8	61.7	58.2	60.5	63.7	57.1	62.2	59.9	58.5	58.2	66.2	61.3	63.1	52.2	57.2	28.8	
<i>Item 24330 Subject A06b</i>	<i>N†</i>	<i>1897</i>	<i>843</i>	<i>1023</i>	<i>1349</i>	<i>196</i>	<i>366</i>	<i>512</i>	<i>676</i>	<i>343</i>	<i>1531</i>	<i>320</i>	<i>941</i>	<i>445</i>	<i>223</i>	<i>255</i>	<i>21</i>
<b>D15O:</b> Not available																	
1. Not at all	39.8	40.2	39.4	39.4	37.2	38.6	39.5	40.8	39.6	41.0	35.0	36.7	38.7	46.9	44.6	74.9	
2. Somewhat	20.9	17.7	23.3	23.0	11.4	24.6	20.3	17.7	24.0	22.2	15.6	19.8	20.5	22.1	25.3	15.1	
3. Very important	39.3	42.2	37.2	37.6	51.4	36.8	40.2	41.6	36.4	36.8	49.4	43.6	40.8	31.0	30.0	10.0	
<i>Item 24340 Subject A06b</i>	<i>N†</i>	<i>1900</i>	<i>838</i>	<i>1031</i>	<i>1347</i>	<i>198</i>	<i>368</i>	<i>514</i>	<i>677</i>	<i>341</i>	<i>1535</i>	<i>318</i>	<i>940</i>	<i>447</i>	<i>223</i>	<i>257</i>	<i>21</i>
<b>D15P:</b> Don't feel like getting high																	
1. Not at all	19.3	22.5	16.8	18.7	19.1	20.7	20.9	18.1	18.0	19.1	20.1	12.2	20.8	34.4	26.0	69.8	
2. Somewhat	18.4	17.7	18.9	20.4	12.7	18.3	22.3	16.6	16.2	19.1	15.5	13.1	22.8	19.6	29.3	15.2	
3. Very important	62.3	59.8	64.3	60.9	68.3	61.0	56.8	65.4	65.9	61.7	64.5	74.7	56.4	46.0	44.7	14.9	
<i>Item 24350 Subject A06b</i>	<i>N†</i>	<i>1900</i>	<i>842</i>	<i>1027</i>	<i>1351</i>	<i>196</i>	<i>366</i>	<i>512</i>	<i>679</i>	<i>343</i>	<i>1532</i>	<i>322</i>	<i>943</i>	<i>447</i>	<i>223</i>	<i>254</i>	<i>21</i>
<b>D15Q:</b> Because the dealers are dangerous people																	
1. Not at all	21.0	25.1	17.5	19.5	18.1	22.9	19.2	21.7	20.2	20.6	22.7	14.8	19.4	32.3	34.7	48.2	
2. Somewhat	20.0	18.9	20.7	21.8	14.4	22.1	21.6	15.8	23.7	21.5	12.9	16.4	23.9	20.1	24.1	39.7	
3. Very important	59.0	56.0	61.8	58.7	67.5	55.0	59.2	62.5	56.1	57.9	64.4	68.8	56.7	47.5	41.2	12.1	
<i>Item 24360 Subject A06b</i>	<i>N†</i>	<i>1898</i>	<i>843</i>	<i>1025</i>	<i>1350</i>	<i>196</i>	<i>367</i>	<i>511</i>	<i>680</i>	<i>341</i>	<i>1533</i>	<i>321</i>	<i>942</i>	<i>447</i>	<i>221</i>	<i>256</i>	<i>21</i>
<b>D15R:</b> Because using it helps support criminal networks																	
1. Not at all	24.1	27.6	21.3	24.6	17.3	27.0	26.2	21.3	23.3	23.8	25.9	16.2	27.7	36.2	34.6	53.6	
2. Somewhat	16.4	17.3	15.5	17.2	11.6	16.2	19.3	15.4	14.7	17.6	11.6	14.1	17.4	14.5	24.2	29.0	
3. Very important	59.5	55.2	63.3	58.2	71.1	56.8	54.4	63.4	62.0	58.7	62.5	69.8	54.9	49.3	41.2	17.5	
<i>Item 24370 Subject A06b</i>	<i>N†</i>	<i>1892</i>	<i>834</i>	<i>1028</i>	<i>1347</i>	<i>195</i>	<i>364</i>	<i>509</i>	<i>677</i>	<i>342</i>	<i>1531</i>	<i>315</i>	<i>935</i>	<i>446</i>	<i>223</i>	<i>255</i>	<i>21</i>

†=excludes respondents for whom question was inappropriate.



†=excludes respondents for whom question was inappropriate.



# Cross-Time Index of Questionnaire Items, 1975–1999

## Introduction to the Indexing Conventions

Beginning with the 1982 volume, the cross-time index of question locations is organized first by subject area (see Table 3 for a complete listing). Within each subject area, questions are listed in numerical sequence according to item reference number, which is the unique numerical identifier assigned to each question in the study.

The Question Index may be used in two major ways:

1. **Locating a Question across Years.** Having located a question of interest in the Descriptive Results section, the reader may determine in what other years that same question has appeared by simply looking it up by subject area and item reference number. The index will show all years in which that item has appeared and also its location each year (by questionnaire form, section, and item number). All items will retain their unique reference numbers in future years as well and, thus, may be located in exactly the same way in subsequent volumes in this series.

**Example:** A reader interested in a particular item about the nation needing more long-range planning would note that it has been classified under subject area I01 ("Expectations concerning societal change") and that it has been assigned item reference number 1200. The index entry for item 1200 shows that this item has appeared in Section A of questionnaire Form 1 in all annual surveys in the series. Its question number was 4a in 1975 and 2a thereafter.

2. **Locating Questions by Subject Area.** Given an interest in some particular subject area, one can quickly scan the index to locate all questions dealing with that area. Table 3 lists all the subject areas into which items are clas-

sified, along with the alphanumeric code assigned to each area.

**Example:** A reader interested in items dealing with religion should first locate the relevant code in Table 3: Code G, "Religion." The second step is to scan that section of the item index, noting for every item its item reference number and page location in this volume. The reader may or may not find the abbreviated description of the item (given in the third column of the index and further described below) helpful in deciding whether to look up a particular item in the Descriptive Results section. Some of these descriptions are rather clear as to their meaning, but others are less so.

## Definitions of Column Headings

The definitions of column headings, and the conventions used for the entries in each column, are given below under the number indicated in the following key.

① **Item Reference Number.** A unique identification number is assigned to each question for the duration of this research and reporting series. It appears below that question in the Descriptive Results section, as well as in this index and the indices of all other volumes in this series.

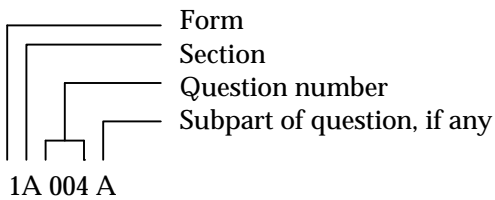
② **Page Location.** The second column of the Question Index gives the page number of the present volume on which a verbatim statement of the question may be found along with this year's descriptive results.

③ **Item Description (Abbreviated).** This is a brief mnemonic description—up to 16 characters in length—that attempts to characterize the content of the question. Originally developed for question identification on OSIRIS computer files, it may in many cases allow one to determine the



relevance of the question to one's own interest and thus reduce the number of irrelevant questions that must be looked up in the Descriptive Results section.

④ **Questionnaire Location by Year.** An entry is provided for every year in which an item appeared in one of the study's questionnaire forms. The six (or fewer) characters constituting the entry indicate the form in which the question appeared, the section of that form, and the question number. Take as an example the questionnaire location 1A004A. This location code indicates that the question appeared in Form 1, Section A and was labeled as question 4a.



Occasionally an entry will be followed by an asterisk (\*). This indicates that there was a change (usually minor) in the wording of the question and/or the answer alternatives in that year.

⑤ **Subject Area.** Table 3 shows the subject content areas that have been distinguished here and gives the alphanumeric code assigned to each of them. Every question item in the index has been classified into (and listed under) one or more of the subject areas, and the index (beginning with the 1982 volume) has been organized by subject area.



---

Item Reference Number	Page Loc. in this Volume	ITEM DESCRIPTION (ABBREVIATED)	QUESTIONNAIRE LOCATION BY YEAR (FORM, SECTION, AND QUESTION NUMBER)													
			1976	1977	1978	1979	1980	1981	1982	1983	1984	1985	1986	1987		

**A01a: DRUGS. Number of uses in lifetime**

00760	44	EVR SMK CIG, REG	1B001	1B001	1B001	1B001	1B001	1B001	1B001	1B001	1B001	1B001	1B001	1B001	1B001	1B001
00760	24	EVR SMK CIG, REGL	2B01	2B01	2B01	2B01	2B01	2B01	2B01	2B01	2B01	2B01	2B01	2B01	2B01	2B01
00760	24	EVR SMK CIG, REGL	3B01	3B01	3B01	3B01	3B01	3B01	3B01	3B01	3B01	3B01	3B01	3B01	3B01	3B01
00760	24	EVR SMK CIG, REGL	4B01	4B01	4B01	4B01	4B01	4B01	4B01	4B01	4B01	4B01	4B01	4B01	4B01	4B01
00760	24	EVR SMK CIG, REGL	5B01	5B01	5B01	5B01	5B01	5B01	5B01	5B01	5B01	5B01	5B01	5B01	5B01	5B01
00790	24	EVR SMK CIG, REGL														
00790	24	EVER DRINK	2B03	2B03	2B03	2B03	2B03	2B03	2B03	2B03	2B03	2B03	2B03	2B03	2B03	2B03
00790	24	EVER DRINK	3B03	3B03	3B03	3B03	3B03	3B03	3B03	3B03	3B03	3B03	3B03	3B03	3B03	3B03
00790	24	EVER DRINK	4B03	4B03	4B03	4B03	4B03	4B03	4B03	4B03	4B03	4B03	4B03	4B03	4B03	4B03
00790	24	EVER DRINK	5B03	5B03	5B03	5B03	5B03	5B03	5B03	5B03	5B03	5B03	5B03	5B03	5B03	5B03
00790	24	EVER DRINK														
00810	46	#X DRNK/LIFETIME	1B007A	1B007A	1B007A	1B007A	1B007A	1B007A	1B007A	1B007A	1B007A	1B007A	1B007A	1B007A	1B007A	1B007A
00810	25	#X DRNK/LIFETIME	2B04A	2B04A	2B04A	2B04A	2B04A	2B04A	2B04A	2B04A	2B04A	2B04A	2B04A	2B04A	2B04A	2B04A
00810	25	#X DRNK/LIFETIME	3B04A	3B04A	3B04A	3B04A	3B04A	3B04A	3B04A	3B04A	3B04A	3B04A	3B04A	3B04A	3B04A	3B04A
00810	25	#X DRNK/LIFETIME	4B04A	4B04A	4B04A	4B04A	4B04A	4B04A	4B04A	4B04A	4B04A	4B04A	4B04A	4B04A	4B04A	4B04A
00810	25	#X DRNK/LIFETIME	5B04A	5B04A	5B04A	5B04A	5B04A	5B04A	5B04A	5B04A	5B04A	5B04A	5B04A	5B04A	5B04A	5B04A
00810	25	#X DRNK/LIFETIME														
00860	26	#XMJ+HS/LIFETIME	2B07A	2B07A	2B07A	2B07A	2B07A	2B07A	2B07A	2B07A	2B07A	2B07A	2B07A	2B07A	2B07A	2B07A
00860	26	#XMJ+HS/LIFETIME	3B07A	3B07A	3B07A	3B07A	3B07A	3B07A	3B07A	3B07A	3B07A	3B07A	3B07A	3B07A	3B07A	3B07A
00860	26	#XMJ+HS/LIFETIME	4B07A	4B07A	4B07A	4B07A	4B07A	4B07A	4B07A	4B07A	4B07A	4B07A	4B07A	4B07A	4B07A	4B07A
00860	26	#XMJ+HS/LIFETIME	5B07A	5B07A	5B07A	5B07A	5B07A	5B07A	5B07A	5B07A	5B07A	5B07A	5B07A	5B07A	5B07A	5B07A
00860	26	#XMJ+HS/LIFETIME														
00890	54	#X LSD/LIFETIME	1B029A	1B029A	1B029A	1B029A	1B029A	1B029A	1B029A	1B033A	1B033A	1B033A	1B033A	1B033A	1B033A	1B033A
00890	26	#X LSD/LIFETIME	2B08A	2B08A	2B08A	2B08A	2B08A	2B08A	2B08A	2B08A	2B08A	2B08A	2B08A	2B08A	2B08A	2B08A
00890	26	#X LSD/LIFETIME	3B08A	3B08A	3B08A	3B08A	3B08A	3B08A	3B08A	3B08A	3B08A	3B08A	3B08A	3B08A	3B08A	3B08A
00890	26	#X LSD/LIFETIME	4B08A	4B08A	4B08A	4B08A	4B08A	4B08A	4B08A	4B08A	4B08A	4B08A	4B08A	4B08A	4B08A	4B08A
00890	26	#X LSD/LIFETIME	5B08A	5B08A	5B08A	5B08A	5B08A	5B08A	5B08A	5B08A	5B08A	5B08A	5B08A	5B08A	5B08A	5B08A
00890	26	#X LSD/LIFETIME														
00920	57	#X PSYD/LIFETIME	1B038A	1B038A	1B038A	1B038A	1B038A	1B038A	1B038A	1B042A	1B042A	1B042A	1B042A	1B042A	1B042A	1B042A
00920	27	#X PSYD/LIFETIME	2B09A	2B09A	2B09A	2B09A	2B09A	2B09A	2B09A	2B09A	2B09A	2B09A	2B09A	2B09A	2B09A	2B09A
00920	27	#X PSYD/LIFETIME	3B09A	3B09A	3B09A	3B09A	3B09A	3B09A	3B09A	3B09A	3B09A	3B09A	3B09A	3B09A	3B09A	3B09A
00920	27	#X PSYD/LIFETIME	4B09A	4B09A	4B09A	4B09A	4B09A	4B09A	4B09A	4B09A	4B09A	4B09A	4B09A	4B09A	4B09A	4B09A
00920	27	#X PSYD/LIFETIME	5B09A	5B09A	5B09A	5B09A	5B09A	5B09A	5B09A	5B09A	5B09A	5B09A	5B09A	5B09A	5B09A	5B09A
00950		#X COKE/LIFETIME	1B076A	1B076A	1B076A	1B076A	1B076A	1B076A	1B076A	1B076A	1B076A	1B076A	1B076A	1B076A	1B076A	1B076A
00950	27	#X COKE/LIFETIME	2B10A	2B10A	2B10A	2B10A	2B10A	2B10A	2B10A	2B10A	2B10A	2B10A	2B10A	2B10A	2B10A	2B10A
00950		#X COKE/LIFETIME	3B10A	3B10A	3B10A	3B10A	3B10A	3B10A	3B10A	3B10A	3B10A	3B10A	3B10A	3B10A	3B10A	3B10A
00950		#X COKE/LIFETIME	4B10A	4B10A	4B10A	4B10A	4B10A	4B10A	4B10A	4B10A	4B10A	4B10A	4B10A	4B10A	4B10A	4B10A
00950	27	#X COKE/LIFETIME	5B10A	5B10A	5B10A	5B10A	5B10A	5B10A	5B10A	5B10A	5B10A	5B10A	5B10A	5B10A	5B10A	5B10A
00950		#X COKE/LIFETIME														
00980	60	#X AMPH/LIFETIME	1B043A	1B043A	1B043A	1B043A	1B043A	1B043A	1B043A	1B043A	1B043A	1B043A	1B043A	1B043A	1B043A	1B043A
00980	29	#X AMPH/LIFETIME	2B11A	2B11A	2B11A	2B11A	2B11A	2B11A	2B11A	2B11A	2B11A	2B11A	2B11A	2B11A	2B11A	2B11A
00980	29	#X AMPH/LIFETIME														
00980	29	#X AMPH/LIFETIME														
00980	29	#X AMPH/LIFETIME														



**Table 3**  
**Subject Area Key**  
**(Referenced by Letter in the Question Index)**

<b>A. Drugs.</b> Drug use and related attitudes and beliefs, drug availability and exposure, surrounding conditions and social meaning of drug use. Views of significant others regarding drugs.....	256
A01... Use of Various Licit and Illicit Drugs .....	256
A01a. — . . . in lifetime .....	256
A01b. — . . . in last 12 months.....	258
A01c. — . . . in last 30 days.....	262
A01d.—Quantity used .....	264
A01e.—How high? (How often?) .....	264
A01f.—How long high?.....	266
A01g.—Incidence of first use .....	266
A01h.—Use with other drugs .....	268
A01i.—Tried to stop .....	268
A01j.—Use on doctor's orders? .....	270
A01k.—Bad trip?.....	270
A01l.—Kinds of drugs.....	270
A01m.—Cost .....	272
A02. Exposure to Drug Use.....	272
A02a.—Friends' use.....	272
A02b.—Exposure to users.....	272
A02c.—Exposure through the media.....	274
A03. Availability of Drugs .....	274
A03a. Availability.....	274
A03b. Purchase.....	274
A04. Expected Future Use .....	276
A04a.—Expected future use among all respondents.....	276
A04b.—Expected future use among nonusers .....	276
A05. Conditions of Use.....	276
A05a.—Alone.....	276
A05b.—With others .....	276
A05c.—Settings of use (at school, at home, etc.) .....	278
A05d.—Mode of drug administration .....	278
A06. Reasons for Use, Abstinence, and Stopping .....	280
A06a.—Reasons for use.....	280
A06b.—Reasons for abstinence from or stopping drug use.....	282
A06c.—Worries about the consequences of quitting .....	284
A07. Drug Problems .....	284
A07a.—Driving, tickets, and accidents after use .....	284
A07b.—Other problems .....	286
A08a. Sources of Help, Treatment Regarding Drugs .....	286
A09. Others' Awareness of Use .....	288
A09a.—Parental awareness of use.....	288
A09b.—Others' awareness of use .....	288
A09c.—Police awareness of use .....	288



**Table 3 (continued)**

A10. Drug Education and Communication.....	288
A10a.—In school.....	288
A10b.—In the mass media .....	288
A11. Own Attitudes Regarding Drugs and Drug Users .....	288
A11a.—Own attitudes about use by adults .....	288
A11b.—Own attitudes regarding drugs for own children .....	290
A11c.—Own perceptions of users .....	290
A11d.—Own attitudes about use by people of high school age .....	292
A12. Others' Attitudes Regarding Drugs and Drug Users .....	292
A12a.—Parents' attitudes regarding drugs .....	292
A12b.—Friends' and fellow students' attitudes regarding drugs .....	292
A12c.—Perception of drug users.....	294
A13. Legal Issues Regarding Drugs.....	294
A13a.—Preferred legality for adults.....	294
A13b.—Own response to legalization .....	294
A13c.—Knowledge of marijuana laws.....	296
A14. Risk of Drug Harm.....	296
A14a.—To self.....	296
A14b.—To others .....	298
A15a. Admitting Use in Questionnaire .....	298
A16a. Parent Groups .....	298
A17. Role Models in the Larger Environment .....	298
A17a.—Perceived use of drugs by role models.....	298
A17b.—Perceived attitudes toward drugs by role models .....	298
A18. Promotional Activities .....	300
A18a.—Advertising .....	300
A18b.—Logos .....	300
A18c.—Coupons.....	300
A18d.—Free samples .....	300
A18e.—Movies or television.....	300
<b>B. Education.....</b>	<b>300</b>
B01. High school: scholastic status, objectives, experiences .....	300
B02. Combining work and school: attitudes, experiences .....	302
B03. Interracial contact at school .....	302
B04. Student norms, misbehavior in class .....	302
B05. Counseling.....	304
B06. Absenteeism and truancy .....	304
B07. Delinquency, victimization, and feeling safe at school.....	304
B08. Competency testing .....	306
B09. Post-high school: status, plans, characteristics.....	306
B10. Attitudes regarding educational institutions .....	308
B11. High school: length of experiences .....	308



Table 3 (continued)

<b>C. Work and Leisure.</b>	308
C01. Present or recent work experience	308
C02. Income sources; financial security	310
C03. Vocational plans, aspirations, expectations	310
C04. Preferences regarding job characteristics	310
C05. Desirability of different working arrangements and settings	312
C06. Work ethic/success orientation	312
C07. Leisure time: extent, activities	312
C08. Attitudes toward leisure time	314
C09. Computer use	314
<b>D. Sex Roles and Family.</b>	314
D01. Dating and marriage: status, attitudes, expectations	314
D02. Parenthood: status, attitudes, expectations	316
D03. Values surrounding marriage and family	316
D04. Preferences regarding marital/familial arrangements	316
D05. Sex role attitudes	316
D06. Opinions regarding gender discrimination	318
<b>E. Population Concerns.</b>	318
E01. Overpopulation	318
E02. Birth control	318
<b>F. Conservation, Materialism, Equity, etc.</b>	318
F01. Personal materialism	318
F02. Societal materialism and advertising	320
F03. Concern with world hunger and poverty	320
F04. Ecological concerns	320
F05. Concern with conservation of resources	320
F06. Preferences regarding dwelling type and urbanicity	322
F07. Driving and use of mass transit	322
<b>G. Religion.</b> Religious preferences, activities, views	322



Table 3 (continued)

<b>H. Politics.</b>	322
H01. Political interest and preferences	322
H02. Attitudes toward governmental policies and practices	324
H03. Views about the role of citizens in government (see also I02)	324
H04. Confidence in government	324
H05. Voting, political activism	324
<b>I. Social Change.</b>	326
I01. Expectations concerning societal change	326
I02. Attitudes regarding activism	326
I03. Reactions to personal and social change	326
<b>J. Social Problems.</b> Interest and concerns	326
<b>K. Major Social Institutions.</b>	328
K01. Trust (see also C05)	328
K02. Satisfaction with performance	328
K03. Preferred influence	328
<b>L. Military.</b>	328
L01. Plans for military service	328
L02. Attitudes toward a draft	330
L03. Views about the use of military force	330
L04. Attitudes toward the military as an institution and occupation	330
<b>M. Interpersonal Relationships.</b>	330
M01. Dating	330
M02. Cross-age relationships with adults outside the family (see also B05)	330
M03. Agreement/disagreement with parents	330
M04. Friendships (see also Q03)	332
M05. Community at large	332
<b>N. Race Relations.</b>	332
N01. Preferred interracial contact	332
N02. Attitudes toward discrimination	332
N03. Actual interracial contacts	334



Table 3 (continued)

<b>O. Concern for Others.....</b>	334
O01. Attitudes regarding social service, charitable activism .....	334
O02. Involvement in community, altruistic activities.....	334
O03. Concern with the problems of others.....	334
<b>P. Happiness.....</b>	334
P01. Happiness, satisfaction with life and self .....	334
P02. Satisfaction with specific life domains.....	336
<b>Q. Other Personality Variables.....</b>	336
Q01. Attitudes about self, self-esteem .....	336
Q02. Locus of control.....	336
Q03. Loneliness .....	336
Q04. Risk taking.....	338
Q05. Trust in others .....	338
Q06. (Changed to subject areas T01–T04).....	346
Q07. Importance placed on various life goals.....	338
Q08. Social, political, cultural orientation .....	338
Q09. Hostility .....	338
<b>R. Background.....</b>	338
R01. Age, sex, race, and marital status.....	338
R02. Family characteristics.....	340
R03. Living arrangements and household characteristics .....	340
<b>S. Deviance and Victimization.....</b>	342
S01. Delinquent behaviors.....	342
S02. Driving violations and accidents.....	344
S03. Victimization experiences.....	344
<b>T. Health .....</b>	346
T01. Symptoms.....	346
T02. Habits.....	346
T03. Height and weight .....	346
T04. Medical treatment .....	346



The Question Index begins on the following page.



## MONITORING THE FUTURE

Item Refer- ence Number	Page Loc. in this Volume	ITEM DESCRIPTION (ABBREVIATED)	QUESTIONNAIRE LOCATION											
			BY YEAR											
			(FORM, SECTION, AND QUESTION NUMBER)											
1976	1977	1978	1979	1980	1981	1982	1983	1984	1985	1986	1987			
A01a: DRUGS. Number of uses in lifetime														
00760		EVR SMK CIG,REG	1B001	1B001	1B001	1B001	1B001	1B001	1B001	1B001	1B001	1B001	1B001	1B001
00760		EVR SMK CIG,REGL	2B01	2B01	2B01	2B01	2B01	2B01	2B01	2B01	2B01	2B01	2B01	2B01
00760		EVR SMK CIG,REGL	3B01	3B01	3B01	3B01	3B01	3B01	3B01	3B01	3B01	3B01	3B01	3B01
00760		EVR SMK CIG,REGL	4B01	4B01	4B01	4B01	4B01	4B01	4B01	4B01	4B01	4B01	4B01	4B01
00760		EVR SMK CIG,REGL	5B01	5B01	5B01	5B01	5B01	5B01	5B01	5B01	5B01	5B01	5B01	5B01
00790		EVR SMK CIG,REGL												
00790		EVER DRINK	2B03	2B03	2B03	2B03	2B03	2B03	2B03	2B03	2B03	2B03	2B03	2B03
00790		EVER DRINK	3B03	3B03	3B03	3B03	3B03	3B03	3B03	3B03	3B03	3B03	3B03	3B03
00790		EVER DRINK	4B03	4B03	4B03	4B03	4B03	4B03	4B03	4B03	4B03	4B03	4B03	4B03
00790		EVER DRINK	5B03	5B03	5B03	5B03	5B03	5B03	5B03	5B03	5B03	5B03	5B03	5B03
00790		EVER DRINK												
00810		#X DRNK/LIFETIM	1B007A	1B007A	1B007A	1B007A	1B007A	1B007A	1B007A	1B007A	1B007A	1B007A	1B007A	1B007A
00810		#X DRNK/LIFETIME	2B04A	2B04A	2B04A	2B04A	2B04A	2B04A	2B04A	2B04A	2B04A	2B04A	2B04A	2B04A
00810		#X DRNK/LIFETIME	3B04A	3B04A	3B04A	3B04A	3B04A	3B04A	3B04A	3B04A	3B04A	3B04A	3B04A	3B04A
00810		#X DRNK/LIFETIME	4B04A	4B04A	4B04A	4B04A	4B04A	4B04A	4B04A	4B04A	4B04A	4B04A	4B04A	4B04A
00810		#X DRNK/LIFETIME	5B04A	5B04A	5B04A	5B04A	5B04A	5B04A	5B04A	5B04A	5B04A	5B04A	5B04A	5B04A
00810		#X DRNK/LIFETIME												
00860		#XMJ+HS/LIFETIME	2B07A	2B07A	2B07A	2B07A	2B07A	2B07A	2B07A	2B07A	2B07A	2B07A	2B07A	2B07A
00860		#XMJ+HS/LIFETIME	3B07A	3B07A	3B07A	3B07A	3B07A	3B07A	3B07A	3B07A	3B07A	3B07A	3B07A	3B07A
00860		#XMJ+HS/LIFETIME	4B07A	4B07A	4B07A	4B07A	4B07A	4B07A	4B07A	4B07A	4B07A	4B07A	4B07A	4B07A
00860		#XMJ+HS/LIFETIME	5B07A	5B07A	5B07A	5B07A	5B07A	5B07A	5B07A	5B07A	5B07A	5B07A	5B07A	5B07A
00860		#XMJ+HS/LIFETIME												
00890		#X LSD/LIFETIME	1B029A	1B029A	1B029A	1B029A	1B029A	1B029A	1B033A	1B033A	1B033A	1B033A	1B033A	1B033A
00890		#X LSD/LIFETIME	2B08A	2B08A	2B08A	2B08A	2B08A	2B08A	2B08A	2B08A	2B08A	2B08A	2B08A	2B08A
00890		#X LSD/LIFETIME	3B08A	3B08A	3B08A	3B08A	3B08A	3B08A	3B08A	3B08A	3B08A	3B08A	3B08A	3B08A
00890		#X LSD/LIFETIME	4B08A	4B08A	4B08A	4B08A	4B08A	4B08A	4B08A	4B08A	4B08A	4B08A	4B08A	4B08A
00890		#X LSD/LIFETIME	5B08A	5B08A	5B08A	5B08A	5B08A	5B08A	5B08A	5B08A	5B08A	5B08A	5B08A	5B08A
00890		#X LSD/LIFETIME												
00920		#X PSYD/LIFETIM	1B038A	1B038A	1B038A	1B038A	1B038A	1B038A	1B042A	1B042A	1B042A	1B042A	1B042A	1B042A
00920		#X PSYD/LIFETIME	2B09A	2B09A	2B09A	2B09A	2B09A	2B09A	2B09A	2B09A	2B09A	2B09A	2B09A	2B09A
00920		#X PSYD/LIFETIME	3B09A	3B09A	3B09A	3B09A	3B09A	3B09A	3B09A	3B09A	3B09A	3B09A	3B09A	3B09A
00920		#X PSYD/LIFETIME	4B09A	4B09A	4B09A	4B09A	4B09A	4B09A	4B09A	4B09A	4B09A	4B09A	4B09A	4B09A
00920		#X PSYD/LIFETIME	5B09A	5B09A	5B09A	5B09A	5B09A	5B09A	5B09A	5B09A	5B09A	5B09A	5B09A	5B09A
00920		#X PSYD/LIFETIME												
00950		#X COKE/LIFETIME	1B076A	1B076A	1B076A	1B076A	1B076A	1B076A	1B083A	1B083A	1B083A	1B083A	1B083A	
00950		#X COKE/LIFETIME	2B10A	2B10A	2B10A	2B10A	2B10A	2B10A	2B10A	2B10A	2B10A	2B10A	2B10A	2B10A
00950		#X COKE/LIFETIME	3B10A	3B10A	3B10A	3B10A	3B10A	3B10A	3B10A	3B10A	3B10A	3B10A	3B10A	3B10A
00950		#X COKE/LIFETIME	4B10A	4B10A	4B10A	4B10A	4B10A	4B10A	4B10A	4B10A	4B10A	4B10A	4B10A	4B10A
00950		#X COKE/LIFETIME	5B10A	5B10A	5B10A	5B10A	5B10A	5B10A	5B10A	5B10A	5B10A	5B10A	5B10A	5B10A
00950		#X COKE/LIFETIME												
00980		#X AMPH/LIFETIM	1B043A	1B043A	1B043A	1B043A	1B043A	1B043A	1B050A*	1B050A	1B050A	1B050A	1B050A	1B050A
00980		#X AMPH/LIFETIME	2B11A	2B11A	2B11A	2B11A	2B11A	2B11A	2B11A*	2B11A	2B11A	2B11A	2B11A	2B11A
00980		#X AMPH/LIFETIME	3B11A	3B11A	3B11A	3B11A	3B11A	3B11A	3B11A	3B11A	3B11A*	3B11A	3B11A	3B11A
00980		#X AMPH/LIFETIME	4B11A	4B11A	4B11A	4B11A	4B11A	4B11A	4B11A*	4B11A	4B11A	4B11A	4B11A	4B11A
00980		#X AMPH/LIFETIME	5B11A	5B11A	5B11A	5B11A	5B11A	5B11A	5B11A	5B11A	5B11A*	5B11A	5B11A	5B11A
00980		#X AMPH/LIFETIME												
00980		#X AMPH/LIFETIME												
01010		#X QUAD/LIFETIM	1B053A	1B053A	1B053A	1B053A	1B053A	1B053A	1B060A	1B060A	1B060A	1B060A	1B060A	1B060A
01010		#X QUAD/LIFETIME	2B12A	2B12A	2B12A	2B12A	2B12A	2B12A	2B12A	2B12A	2B12A	2B12A	2B12A	2B12A
01010		#X QUAD/LIFETIME	3B12A	3B12A	3B12A	3B12A	3B12A	3B12A	3B12A	3B12A	3B12A	3B12A	3B12A	3B12A
01010		#X QUAD/LIFETIME	4B12A	4B12A	4B12A	4B12A	4B12A	4B12A	4B12A	4B12A	4B12A	4B12A	4B12A	4B12A
01010		#X QUAD/LIFETIME	5B12A	5B12A	5B12A	5B12A	5B12A	5B12A	5B12A	5B12A	5B12A	5B12A	5B12A	5B12A
01010		#X QUAD/LIFETIME												
01040		#X BRBT/LIFETIM	1B057A	1B057A	1B057A	1B057A	1B057A	1B057A	1B064A	1B064A	1B064A	1B064A	1B064A	1B064A
01040		#X BRBT/LIFETIME	2B13A	2B13A	2B13A	2B13A	2B13A	2B13A	2B13A	2B13A	2B13A	2B13A	2B13A	2B13A
01040		#X BRBT/LIFETIME	3B13A	3B13A	3B13A	3B13A	3B13A	3B13A	3B13A	3B13A	3B13A	3B13A	3B13A	3B13A
01040		#X BRBT/LIFETIME	4B13A	4B13A	4B13A	4B13A	4B13A	4B13A	4B13A	4B13A	4B13A	4B13A	4B13A	4B13A
01040		#X BRBT/LIFETIME	5B13A	5B13A	5B13A	5B13A	5B13A	5B13A	5B13A	5B13A	5B13A	5B13A	5B13A	5B13A
01040		#X BRBT/LIFETIME												
01070		#X TRQL/LIFETIM	1B067A	1B067A	1B067A	1B067A	1B067A	1B067A	1B074A	1B074A	1B074A	1B074A	1B074A	1B074A
01070		#X TRQL/LIFETIME	2B14A	2B14A	2B14A	2B14A	2B14A	2B14A	2B14A	2B14A	2B14A	2B14A	2B14A	2B14A
01070		#X TRQL/LIFETIME	3B14A	3B14A	3B14A	3B14A	3B14A	3B14A	3B14A	3B14A	3B14A	3B14A	3B14A	3B14A
01070		#X TRQL/LIFETIME	4B14A	4B14A	4B14A	4B14A	4B14A	4B14A	4B14A	4B14A	4B14A	4B14A	4B14A	4B14A
01070		#X TRQL/LIFETIME	5B14A	5B14A	5B14A	5B14A	5B14A	5B14A	5B14A	5B14A	5B14A	5B14A	5B14A	5B14A
01070		#X TRQL/LIFETIME												
01100		#X "H"/LIFETIME	1B085A	1B085A	1B085A	1B085A	1B085A	1B085A	1B092A	1B092A	1B092A	1B092A	1B092A	1B092A
01100		#X "H"/LIFETIME	2B15A	2B15A	2B15A	2B15A	2B15A	2B15A	2B15A	2B15A	2B15A	2B15A	2B15A	2B15A
01100		#X "H"/LIFETIME	3B15A	3B15A	3B15A	3B15A	3B15A	3B15A	3B15A	3B15A	3B15A	3B15A	3B15A	3B15A
01100		#X "H"/LIFETIME	4B15A	4B15A	4B15A	4B15A	4B15A	4B15A	4B15A	4B15A	4B15A	4B15A	4B15A	4B15A
01100		#X "H"/LIFETIME	5B15A	5B15A	5B15A	5B15A	5B15A	5B15A	5B15A	5B15A	5B15A	5B15A	5B15A	5B15A
01100		#X "H"/LIFETIME												
01130		#X NARC/LIFETIM	1B095A	1B095A	1B095A	1B095A	1B095A	1B095A	1B094A	1B094A	1B094A	1B094A	1B094A	1B094A
01130		#X NARC/LIFETIME	2B16A	2B16A	2B16A	2B16A	2B16A	2B16A	2B16A	2B16A	2B16A	2B16A	2B16A	2B16A
01130		#X NARC/LIFETIME	3B16A	3B16A	3B16A	3B16A	3B16A	3B16A	3B16A	3B16A	3B16A	3B16A	3B16A	3B16A
01130		#X NARC/LIFETIME	4B16A	4B16A	4B16A	4B16A	4B16A	4B16A	4B16A	4B16A	4B16A	4B16A	4B16A	4B16A
01130		#X NARC/LIFETIME	5B16A	5B16A	5B16A	5B16A	5B16A	5B16A	5B16A	5B16A	5B16A	5B16A	5B16A	5B16A
01130		#X NARC/LIFETIME												

\* = item text changed from previous year



Item Refer- ence Number	Page Loc. in this Volume	ITEM DESCRIPTION (ABBREVIATED)	QUESTIONNAIRE LOCATION											
			BY YEAR											
			(FORM, SECTION, AND QUESTION NUMBER)											
1988	1989	1990	1991	1992	1993	1994	1995	1996	1997	1998	1999			
A01a: DRUGS. Number of uses in lifetime														
00760		EVR SMK CIG,REG	1B001	1B001	1B001	1B001	1B001	1B001	1B001	1B001	1B001	1B001	1B001	1B001
00760		EVR SMK CIG,REGL	2B01	2B01	2B01	2B01	2B01	2B01	2B01	2B01	2B01	2B01	2B01	2B01
00760		EVR SMK CIG,REGL	3B01	3B01	3B01	3B01	3B01	3B01	3B01	3B01	3B01	3B01	3B01	3B01
00760		EVR SMK CIG,REGL	4B01	4B01	4B01	4B01	4B01	4B01	4B01	4B01	4B01	4B01	4B01	4B01
00760		EVR SMK CIG,REGL	5B01	5B01	5B01	5B01	5B01	5B01	5B01	5B01	5B01	5B01	5B01	5B01
00760		EVR SMK CIG,REGL		6B01	6B01	6B01	6B02A	6B02A	6B02A	6B02A	6B02A	6B01	6B01	6B01
00790		EVER DRINK	2B03*	2B03	2B03	2B03	2B03	2B03*	2B03	2B03	2B03	2B03	2B03	2B03
00790		EVER DRINK	3B03*	3B03	3B03	3B03	3B03	3B03	3B03*	3B03	3B03	3B03	3B03	3B03
00790		EVER DRINK	4B03*	4B03	4B03	4B03	4B03	4B03	4B03*	4B03	4B03	4B03	4B03	4B03
00790		EVER DRINK	5B03*	5B03	5B03	5B03	5B03	5B03*	5B03	5B03	5B03	5B03	5B03	5B03
00790		EVER DRINK		6B03	6B03	6B03	6B03	6B03*	6B03	6B03	6B03	6B21	6B21	6B21
00810		#X DRNK/LIFETIM	1B007A	1B007A	1B007A	1B007A	1B007A	1B007A	1B007A*	1B007A	1B007A	1B007A	1B007A	1B007A
00810		#X DRNK/LIFETIME	2B04A	2B04A	2B04A	2B04A	2B04A	2B04A	2B04A*	2B04A	2B04A	2B04A	2B04A	2B04A
00810		#X DRNK/LIFETIME	3B04A	3B04A	3B04A	3B04A	3B04A	3B04A	3B04A	3B04A	3B04A	3B04A	3B04A	3B04A
00810		#X DRNK/LIFETIME	4B04A	4B04A	4B04A	4B04A	4B04A	4B04A	4B04A*	4B04A	4B04A	4B04A	4B04A	4B04A
00810		#X DRNK/LIFETIME	5B04A	5B04A	5B04A	5B04A	5B04A	5B04A*	5B04A	5B04A	5B04A	5B04A	5B04A	5B04A
00810		#X DRNK/LIFETIME		6B04A	6B04A	6B04A	6B04A	6B04A*	6B04A	6B04A	6B04A	6B22A	6B22A	6B22A
00860		#XMJ+HS/LIFETIME	2B07A	2B07A	2B07A	2B07A	2B07A	2B07A	2B07A	2B07A	2B07A	2B07A	2B07A	2B07A
00860		#XMJ+HS/LIFETIME	3B07A	3B07A	3B07A	3B07A	3B07A	3B07A	3B07A	3B07A	3B07A	3B07A	3B07A	3B07A
00860		#XMJ+HS/LIFETIME	4B07A	4B07A	4B07A	4B07A	4B07A	4B07A	4B07A	4B07A	4B07A	4B07A	4B07A	4B07A
00860		#XMJ+HS/LIFETIME	5B07A	5B07A	5B07A	5B07A	5B07A	5B07A	5B07A	5B07A	5B07A	5B07A	5B07A	5B07A
00860		#XMJ+HS/LIFETIME		6B07A	6B07A	6B07A	6B07A	6B07A	6B07A	6B07A	6B07A	6B25A	6B25A	6B25A
00890		#X LSD/LIFETIME	1B033A	1B033A	1B033A	1B033A	1B033A	1B033A	1B033A	1B033A	1B033A	1B033A	1B033A	1B033A
00890		#X LSD/LIFETIME	2B08A	2B08A	2B08A	2B08A	2B08A	2B08A	2B08A	2B08A	2B08A	2B08A	2B08A	2B08A
00890		#X LSD/LIFETIME	3B08A	3B08A	3B08A	3B08A	3B08A	3B08A	3B08A	3B08A	3B08A	3B08A	3B08A	3B08A
00890		#X LSD/LIFETIME	4B08A	4B08A	4B08A	4B08A	4B08A	4B08A	4B08A	4B08A	4B08A	4B08A	4B08A	4B08A
00890		#X LSD/LIFETIME	5B08A	5B08A	5B08A	5B08A	5B08A	5B08A	5B08A	5B08A	5B08A	5B08A	5B08A	5B08A
00890		#X LSD/LIFETIME		6B08A	6B08A	6B08A	6B08A	6B08A	6B08A	6B08A	6B08A	6B26A	6B26A	6B26A
00920		#X PSYD/LIFETIM	1B042A	1B042A	1B042A	1B042A	1B042A	1B042A	1B042A	1B042A	1B042A	1B042A	1B042A	1B042A
00920		#X PSYD/LIFETIME	2B09A	2B09A	2B09A	2B09A	2B09A	2B09A	2B09A	2B09A	2B09A	2B09A	2B09A	2B09A
00920		#X PSYD/LIFETIME	3B09A	3B09A	3B09A	3B09A	3B09A	3B09A	3B09A	3B09A	3B09A	3B09A	3B09A	3B09A
00920		#X PSYD/LIFETIME	4B09A	4B09A	4B09A	4B09A	4B09A	4B09A	4B09A	4B09A	4B09A	4B09A	4B09A	4B09A
00920		#X PSYD/LIFETIME	5B09A	5B09A	5B09A	5B09A	5B09A	5B09A	5B09A	5B09A	5B09A	5B09A	5B09A	5B09A
00920		#X PSYD/LIFETIME		6B09A	6B09A	6B09A	6B09A	6B09A	6B09A	6B09A	6B09A	6B27A	6B27A	6B27A
00950		#X COKE/LIFETIME												
00950		#X COKE/LIFETIME	2B10A	2B10A	2B10A	2B10A	2B10A	2B10A	2B10A	2B10A	2B10A	2B10A	2B10A	2B10A
00950		#X COKE/LIFETIME	3B10A	3B10A										
00950		#X COKE/LIFETIME	4B10A	4B10A										
00950		#X COKE/LIFETIME	5B10A	5B10A	5B10A	5B10A	5B10A	5B10A	5B10A	5B10A	5B10A	5B10A	5B10A	5B10A
00950		#X COKE/LIFETIME		6B10A										
00980		#X AMPH/LIFETIM	1B050A	1B050A	1B050A	1B050A	1B050A	1B050A	1B050A	1B050A	1B050A	1B050A	1B050A	1B050A
00980		#X AMPH/LIFETIME	2B11A	2B11A	2B11A	2B11A	2B11A	2B11A	2B11A	2B11A	2B11A	2B11A	2B11A	2B11A
00980		#X AMPH/LIFETIME	3B11A	3B11A	3B11A	3B11A	3B11A	3B11A	3B11A	3B11A	3B11A	3B11A	3B11A	3B11A
00980		#X AMPH/LIFETIME	4B11A	4B11A	4B11A	4B11A	4B11A	4B11A	4B11A	4B11A	4B11A	4B11A	4B11A	4B11A
00980		#X AMPH/LIFETIME	5B11A	5B11A	5B11A	5B11A	5B11A	5B11A	5B11A	5B11A	5B11A	5B11A	5B11A	5B11A
00980		#X AMPH/LIFETIME		6B11A	6B11A	6B11A	6B11A	6B11A	6B11A	6B11A	6B11A	6B28A	6B28A	6B28A
01010		#X QUAD/LIFETIM	1B060A	1B060A	1B060A	1B060A	1B060A	1B060A	1B060A	1B060A	1B060A	1B060A	1B060A	1B060A
01010		#X QUAD/LIFETIME	2B12A	2B12A										
01010		#X QUAD/LIFETIME	3B12A	3B12A										
01010		#X QUAD/LIFETIME	4B12A	4B12A										
01010		#X QUAD/LIFETIME	5B12A	5B12A										
01010		#X QUAD/LIFETIME		6B12A										
01040		#X BRBT/LIFETIM	1B064A	1B064A	1B062A	1B062A	1B062A	1B062A	1B062A	1B062A	1B062A	1B062A	1B062A	1B062A
01040		#X BRBT/LIFETIME	2B13A	2B13A	2B13A	2B13A	2B13A	2B13A	2B13A	2B13A	2B13A	2B13A	2B13A	2B13A
01040		#X BRBT/LIFETIME	3B13A	3B13A	3B13A	3B13A	3B13A	3B13A	3B13A	3B13A	3B13A	3B13A	3B13A	3B13A
01040		#X BRBT/LIFETIME	4B13A	4B13A	4B13A	4B13A	4B13A	4B13A	4B13A	4B13A	4B13A	4B13A	4B13A	4B13A
01040		#X BRBT/LIFETIME	5B13A	5B13A	5B13A	5B13A	5B13A	5B13A	5B13A	5B13A	5B13A	5B13A	5B13A	5B13A
01040		#X BRBT/LIFETIME		6B13A	6B13A	6B13A	6B13A	6B13A	6B13A	6B13A	6B13A	6B31A	6B31A	6B31A
01070		#X TRQL/LIFETIM	1B074A	1B074A	1B065A	1B065A	1B065A	1B065A	1B065A	1B065A	1B065A	1B065A	1B065A	1B065A
01070		#X TRQL/LIFETIME	2B14A	2B14A	2B14A	2B14A	2B14A	2B14A	2B14A	2B14A	2B14A	2B14A	2B14A	2B14A
01070		#X TRQL/LIFETIME	3B14A	3B14A	3B14A	3B14A	3B14A	3B14A	3B14A	3B14A	3B14A	3B14A	3B14A	3B14A
01070		#X TRQL/LIFETIME	4B14A	4B14A	4B14A	4B14A	4B14A	4B14A	4B14A	4B14A	4B14A	4B14A	4B14A	4B14A
01070		#X TRQL/LIFETIME	5B14A	5B14A	5B14A	5B14A	5B14A	5B14A	5B14A	5B14A	5B14A	5B14A	5B14A	5B14A
01070		#X TRQL/LIFETIME		6B14A	6B14A	6B14A	6B14A	6B14A	6B14A	6B14A	6B14A	6B32A	6B32A	6B32A
01100		#X "H"/LIFETIME	1B092A	1B092A	1B086A	1B086A	1B086A	1B086A	1B086A	1B086A	1B086A	1B086A	1B086A	1B086A
01100		#X "H"/LIFETIME	2B15A	2B15A	2B15A	2B15A	2B15A	2B15A	2B15A	2B15A	2B15A	2B15A	2B15A	2B15A
01100		#X "H"/LIFETIME	3B15A	3B15A	3B15A	3B15A	3B15A	3B15A	3B15A	3B15A	3B15A	3B15A	3B15A	3B15A
01100		#X "H"/LIFETIME	4B15A	4B15A	4B15A	4B15A	4B15A	4B15A	4B15A	4B15A	4B15A	4B15A	4B15A	4B15A
01100		#X "H"/LIFETIME	5B15A	5B15A	5B15A	5B15A	5B15A	5B15A	5B15A	5B15A	5B15A	5B15A	5B15A	5B15A
01100		#X "H"/LIFETIME		6B15A	6B15A	6B15A	6B15A	6B15A	6B15A	6B15A	6B15A	6B15A	6B15A	6B15A
01130		#X NARC/LIFETIM	1B094A	1B094A	1B088A	1B088A	1B088A	1B088A	1B088A	1B088A	1B088A	1B088A	1B088A	1B088A
01130		#X NARC/LIFETIME	2B16A	2B16A	2B16A	2B16A	2B16A	2B16A	2B16A	2B17A	2B17A	2B17A	2B17A	2B17A
01130		#X NARC/LIFETIME	3B16A	3B16A	3B16A	3B16A	3B16A	3B16A	3B16A	3B16A	3B16A	3B16A	3B16A	3B16A

\*=item text changed from previous year



## MONITORING THE FUTURE

Item Refer- ence Number	Page Loc. in this Volume	ITEM DESCRIPTION (ABBREVIATED)	QUESTIONNAIRE LOCATION BY YEAR (FORM, SECTION, AND QUESTION NUMBER)											
			1976	1977	1978	1979	1980	1981	1982	1983	1984	1985	1986	1987

## A01a: DRUGS. Number of uses in lifetime (continued)

01160		#X INHL/LIFETIME	4B17A	4B17A	4B17A	4B17A	4B17A	4B17A	4B17A	4B17A	4B17A	4B17A	4B17A	4B17A
01160		#X INHL/LIFETIME	5B17A	5B17A	5B17A	5B17A	5B17A	5B17A	5B17A	5B17A	5B17A	5B17A	5B17A	5B17A
01160		#X INHL/LIFETIME												
01181		#X PCP/LIFETIME				2E02A	2E02A	2E02A	2E02A	2E02A	2E02A	2E02A	2E02A	2E04A*
01184		#X PPRS/LIFETIME				2E03A	2E03A	2E03A	2E03A	2E03A	2E03A	2E03A	2E03A	2E05A*
02040		#X HASH/LIFETIM	1B018A	1B018A	1B018A	1B018A	1B018A	1B018A	1B018A	1B018A	1B018A	1B018A	1B018A	1B018A
02070		#X MARJ/LIFETIM	1B019A	1B019A	1B019A	1B019A	1B019A	1B019A	1B019A	1B019A	1B019A	1B019A	1B019A	1B019A
11000		#X BEER/LIFETIME	4D04A	4D04A	4D04A	4D04A	4D04A	4D04A	4D11A	4D11A	4D11A	4D11A	4D11A	4D11A
11040		#X WINE/LIFETIME	4D06A	4D06A	4D06A	4D06A	4D06A	4D06A	4D13A	4D13A	4D13A	4D13A	4D13A	4D13A
11080		#X LIQR/LIFETIME	4D08A	4D08A	4D08A	4D08A	4D08A	4D08A	4D15A	4D15A	4D15A	4D15A	4D15A	4D15A
21180		MJ/HSR EVR DLY							1B028	1B028	1B028	1B028	1B028	1B028
21200		RECENT DAILY MJ							1B030	1B030	1B030	1B030	1B030	1B030
21210		#X DAILY MJ/LFT							1B031	1B031	1B031	1B031	1B031	1B031
21220		#X DIETPILL/LFT							1B046A	1B046A	1B046A	1B046A	1B046A	1B046A
21250		#X STA-AWAK/LFT							1B047A	1B047A	1B047A	1B047A	1B047A	1B047A
21280		#X LOOKALIK/LFT							1B048A	1B048A	1B048A	1B048A	1B048A	1B048A
22230		EVR USE SMOKLESS											3E01A	3E01A
22230		EVR USE SMOKLESS												
22250		EVR TK CRACK/FB												
22260		#X CRACK/LIFETIM												1B083
22260		#X CRACK/LIFETIM												1B084A
22260		#X CRACK/LIFETIM												2E03A
22260		#X CRACK/LIFETIM												
22260		#X CRACK/LIFETIM												
22320		#XOTH COKE/LIFE												1B085A
22320		#XOTH COKE/LIFE												
22320		#XOTH COKE/LIFE												
22320		#XOTH COKE/LIFE												
22620		#X WIN COOL/LIFE												
22660		#X MDMA/LIFETIME												
22690		#X STRD/LIFETIME												
22690		#X STRD/LIFETIME												
24380		#X ICE/LIFETIME												
24380		#X ICE/LIFETIME												
25020		#XDRUNK/LIFETIM												
25020		#XDRUNK/LIFETIME												
25050		#X INJECT/LIFE												
29630		#X H LIF USE NDL												
29630		#X H LIF USE NDL												
29630		#X H LIF USE NDL												
29660		#X H LIF W/O NDL												
29660		#X H LIF W/O NDL												
29660		#X H LIF W/O NDL												
29770		#X ROHYPNOL/LIFE												
30800		#X METHAMPH/LIFE												
30800		#X METHAMPH/LIFE												

## A01b: DRUGS. Number of uses in last 12 months

00820		#X DRNK/LAST12M	1B007B	1B007B	1B007B	1B007B	1B007B	1B007B	1B007B	1B007B	1B007B	1B007B	1B007B	1B007B
00820		#X DRNK/LAST12MO	2B04B	2B04B	2B04B	2B04B	2B04B	2B04B	2B04B	2B04B	2B04B	2B04B	2B04B	2B04B
00820		#X DRNK/LAST12MO	3B04B	3B04B	3B04B	3B04B	3B04B	3B04B	3B04B	3B04B	3B04B	3B04B	3B04B	3B04B
00820		#X DRNK/LAST12MO	4B04B	4B04B	4B04B	4B04B	4B04B	4B04B	4B04B	4B04B	4B04B	4B04B	4B04B	4B04B
00820		#X DRNK/LAST12MO	5B04B	5B04B	5B04B	5B04B	5B04B	5B04B	5B04B	5B04B	5B04B	5B04B	5B04B	5B04B
00820		#X DRNK/LAST12MO												
00870		#XMJ+HS/LAST12MO	2B07B	2B07B	2B07B	2B07B	2B07B	2B07B	2B07B	2B07B	2B07B	2B07B	2B07B	2B07B
00870		#XMJ+HS/LAST12MO	3B07B	3B07B	3B07B	3B07B	3B07B	3B07B	3B07B	3B07B	3B07B	3B07B	3B07B	3B07B
00870		#XMJ+HS/LAST12MO	4B07B	4B07B	4B07B	4B07B	4B07B	4B07B	4B07B	4B07B	4B07B	4B07B	4B07B	4B07B
00870		#XMJ+HS/LAST12MO	5B07B	5B07B	5B07B	5B07B	5B07B	5B07B	5B07B	5B07B	5B07B	5B07B	5B07B	5B07B
00870		#XMJ+HS/LAST12MO												
00900		#X LSD/LAST 12M	1B029B	1B029B	1B029B	1B029B	1B029B	1B029B	1B033B	1B033B	1B033B	1B033B	1B033B	1B033B
00900		#X LSD/LAST 12MO	2B08B	2B08B	2B08B	2B08B	2B08B	2B08B	2B08B	2B08B	2B08B	2B08B	2B08B	2B08B
00900		#X LSD/LAST 12MO	3B08B	3B08B	3B08B	3B08B	3B08B	3B08B	3B08B	3B08B	3B08B	3B08B	3B08B	3B08B
00900		#X LSD/LAST 12MO	4B08B	4B08B	4B08B	4B08B	4B08B	4B08B	4B08B	4B08B	4B08B	4B08B	4B08B	4B08B
00900		#X LSD/LAST 12MO	5B08B	5B08B	5B08B	5B08B	5B08B	5B08B	5B08B	5B08B	5B08B	5B08B	5B08B	5B08B
00900		#X LSD/LAST 12MO												
00930		#X PSYD/LAST12M	1B038B	1B038B	1B038B	1B038B	1B038B	1B038B	1B042B	1B042B	1B042B	1B042B	1B042B	1B042B
00930		#X PSYD/LAST12MO	2B09B	2B09B	2B09B	2B09B	2B09B	2B09B	2B09B	2B09B	2B09B	2B09B	2B09B	2B09B
00930		#X PSYD/LAST12MO	3B09B	3B09B	3B09B	3B09B	3B09B	3B09B	3B09B	3B09B	3B09B	3B09B	3B09B	3B09B
00930		#X PSYD/LAST12MO	4B09B	4B09B	4B09B	4B09B	4B09B	4B09B	4B09B	4B09B	4B09B	4B09B	4B09B	4B09B
00930		#X PSYD/LAST12MO	5B09B	5B09B	5B09B	5B09B	5B09B	5B09B	5B09B	5B09B	5B09B	5B09B	5B09B	5B09B
00930		#X PSYD/LAST12MO												
00960		#X COKE/LAST12MO	1B076B	1B076B	1B076B	1B076B	1B076B	1B076B	1B083B	1B083B	1B083B	1B083B	1B083B	1B083B
00960		#X COKE/LAST12MO	2B10B	2B10B	2B10B	2B10B	2B10B	2B10B	2B10B	2B10B	2B10B	2B10B	2B10B	2B10B
00960		#X COKE/LAST12MO	3B10B	3B10B	3B10B	3B10B	3B10B	3B10B	3B10B	3B10B	3B10B	3B10B	3B10B	3B10B
00960		#X COKE/LAST12MO	4B10B	4B10B	4B10B	4B10B	4B10B	4B10B	4B10B	4B10B	4B10B	4B10B	4B10B	4B10B
00960		#X COKE/LAST12MO	5B10B	5B10B	5B10B	5B10B	5B10B	5B10B	5B10B	5B10B	5B10B	5B10B	5B10B	5B10B
00960		#X COKE/LAST12MO												

\*item text changed from previous year



Item Reference Number	Page Loc. in this Volume	ITEM DESCRIPTION (ABBREVIATED)	QUESTIONNAIRE LOCATION BY YEAR (FORM, SECTION, AND QUESTION NUMBER)											
			1988	1989	1990	1991	1992	1993	1994	1995	1996	1997	1998	1999

A01a: DRUGS. Number of uses in lifetime (continued)

01160		#X INHL/LIFETIME	4B17A	4B17A	4B17A	4B17A	4B17A	4B17A	4B17A	4B17A	4B17A	4B17A	4B17A	
01160		#X INHL/LIFETIME	5B17A	5B17A	5B17A	5B17A	5B17A	5B17A	5B17A	5B18A	5B18A	5B18A	5B18A	5B18A
01160		#X INHL/LIFETIME		6B17A	6B17A	6B17A	6B17A	6B17A	6B17A	6B17A	6B18A	6B18A	6B36A	
01181		#X PCP/LIFETIME	2E04A	2E04A	2E04A	2E04A	2E04A	2E04A	2E04A	2E04A	2E04A	2E04A	2E04A	2E04A
01184		#X PPRS/LIFETIME	2E05A	2E05A	2E05A	2E05A	2E05A	2E05A	2E05A	2E05A	2E05A	2E05A	2E05A	2E05A
02040		#X HASH/LIFETIM	1B018A	1B018A	1B018A	1B018A	1B018A	1B018A	1B018A	1B018A	1B018A	1B018A	1B018A	1B018A
02070		#X MARJ/LIFETIM	1B019A	1B019A	1B019A	1B019A	1B019A	1B019A	1B019A	1B019A	1B019A	1B019A	1B019A	1B019A
11000		#X BEER/LIFETIME	4D11A	4D11A	4D11A	4D11A	4D11A	4D11A	4D11A	4D11A	4D11A	4D11A	4D11A	4D11A
11040		#X WINE/LIFETIME	4D15A	4D15A	4D15A	4D15A	4D15A	4D15A	4D15A	4D15A	4D15A	4D15A	4D15A	4D15A
11080		#X LIQR/LIFETIME	4D17A	4D17A	4D17A	4D17A	4D17A	4D17A	4D17A	4D17A	4D17A	4D17A	4D17A	4D17A
21180		MJ/SHS EVR DLY	1B028	1B028	1B028	1B028	1B028	1B028	1B028	1B028	1B028	1B028	1B028	1B028
21200		RECENT DAILY MJ	1B030	1B030	1B030	1B030	1B030	1B030	1B030	1B030	1B030	1B030	1B030	1B030
21210		#X DAILY MJ/LFT	1B031	1B031	1B031	1B031	1B031	1B031	1B031	1B031	1B031	1B031	1B031	1B031
21220		#X DIETPILL/LFT	1B046A	1B046A	1B046A	1B046A	1B046A	1B046A	1B046A	1B046A	1B046A	1B046A	1B046A	1B046A
21250		#X STA-AWAK/LFT	1B047A	1B047A	1B047A	1B047A	1B047A	1B047A	1B047A	1B047A	1B047A	1B047A	1B047A	1B047A
21280		#X LOOKALIK/LFT	1B048A	1B048A	1B048A	1B048A	1B048A	1B048A	1B048A	1B048A	1B048A	1B048A	1B048A	1B048A
22230		EVR USE SMOKLESS	3E01A	3E01A										
22230		EVR USE SMOKLESS					6B01A	6B01A	6B01A	6B01A	6B01A	6B19	6B19	6B19
22250		EVR TK CRACK/FB	1B083	1B083	1B074	1B074	1B074	1B074	1B074	1B074	1B074	1B074	1B074	1B074
22260		#X CRACK/LIFETIM	1B084A	1B084A	1B075A	1B075A	1B075A	1B075A	1B075A	1B075A	1B075A	1B075A	1B075A	1B075A
22260		#X CRACK/LIFETIM	2E03A	2E03A	2E03A	2E03A	2E03A	2E03A	2E03A	2E03A	2E03A	2E03A	2E03A	2E03A
22260		#X CRACK/LIFETIM			3B11A	3B11A	3B11A	3B11A	3B11A	3B11A	3B11A	3B11A	3B11A	3B11A
22260		#X CRACK/LIFETIM			4B11A	4B11A	4B11A	4B11A	4B11A	4B11A	4B11A	4B11A	4B11A	4B11A
22260		#X CRACK/LIFETIM			5E06A	5E06A	5E06A	5E06A	5E06A	5E06A	5E06A	5E06A	5E06A	5E06A
22260		#X CRACK/LIFETIM			6B11A	6B11A	6B11A	6B11A	6B11A	6B11A	6B11A	6B29A	6B29A	6B29A
22320		#XOTH COKE/LIFE	1B085A	1B085A	1B076A	1B076A	1B076A	1B076A	1B076A	1B076A	1B076A	1B076A	1B076A	1B076A
22320		#XOTH COKE/LIFE			3B12A	3B12A	3B12A	3B12A	3B12A	3B12A	3B12A	3B12A	3B12A	3B12A
22320		#XOTH COKE/LIFE			4B12A	4B12A	4B12A	4B12A	4B12A	4B12A	4B12A	4B12A	4B12A	4B12A
22320		#XOTH COKE/LIFE			6B12A	6B12A	6B12A	6B12A	6B12A	6B12A	6B12A	6B30A	6B30A	6B30A
22620		#X WIN COOL/LIFE	4D13A	4D13A	4D13A	4D13A	4D13A	4D13A	4D13A	4D13A	4D13A	4D13A	4D13A	4D13A
22660		#X MDMA/LIFETIME									3B18A	3B18A	3B18A	3B18A
22690		#X STRD/LIFETIME				2E06A	2E06A	2E06A	2E06A	2E06A	2E06A	2E06A	2E06A	2E06A
22690		#X STRD/LIFETIME		6D02A	6D02A	6D03A	6D03A	6D03A	6D03A	6D03A	6D03A	6D10A	6D10A	6D12A
24380		#X ICE/LIFETIME			2B12A	2B12A	2B12A	2B12A	2B12A	2B12A	2B12A	2B12A	2B12A	2B12A
24380		#X ICE/LIFETIME			5B12A	5B12A	5B12A	5B12A	5B12A	5B12A	5B12A	5B12A	5B12A	5B12A
25020		#XDRUNK/LIFETIM				1B016A	1B016A	1B016A	1B016A	1B016A	1B016A	1B016A	1B016A	1B016A
25020		#XDRUNK/LIFETIME				6D02A	6D02A	6D02A	6D02A	6D02A	6D02A	6D09A	6D09A	6D11A
25050		#X INJECT/LIFE				6D06A	6D06A	6D06A	6D06A	6D06A	6D06A	6D13A	6D13A	6D14A
29630		#X H LIF USE NDL									2B15A	2B15A	2B15A	2B15A
29630		#X H LIF USE NDL									5B15A	5B15A	5B15A	5B15A
29630		#X H LIF USE NDL									6B16A	6B16A	6B33A	6B33A
29660		#X H LIF W/O NDL									2B16A	2B16A	2B16A	2B16A
29660		#X H LIF W/O NDL									5B16A	5B16A	5B16A	5B16A
29660		#X H LIF W/O NDL									6B17A	6B34A	6B34A	6B34A
29770		#X ROHYPNOL/LIFE									4B18A	4B18A	4B18A	4B18A
30800		#X METHAMPH/LIFE												4B17A
30800		#X METHAMPH/LIFE												6B36A

A01b: DRUGS. Number of uses in last 12 months

00820		#X DRNK/LAST12M	1B007B	1B007B	1B007B	1B007B	1B007B	1B007B	1B007B*	1B007B	1B007B	1B007B	1B007B	1B007B
00820		#X DRNK/LAST12MO	2B04B	2B04B	2B04B	2B04B	2B04B	2B04B*	2B04B	2B04B	2B04B	2B04B	2B04B	2B04B
00820		#X DRNK/LAST12MO	3B04B	3B04B	3B04B	3B04B	3B04B	3B04B*	3B04B	3B04B	3B04B	3B04B	3B04B	3B04B
00820		#X DRNK/LAST12MO	4B04B	4B04B	4B04B	4B04B	4B04B	4B04B*	4B04B	4B04B	4B04B	4B04B	4B04B	4B04B
00820		#X DRNK/LAST12MO	5B04B	5B04B	5B04B	5B04B	5B04B	5B04B*	5B04B	5B04B	5B04B	5B04B	5B04B	5B04B
00820		#X DRNK/LAST12MO		6B04B	6B04B	6B04B	6B04B	6B04B*	6B04B	6B04B	6B04B	6B22B	6B22B	6B22B
00870		#XMJ+HS/LAST12MO	2B07B	2B07B	2B07B	2B07B	2B07B	2B07B	2B07B	2B07B	2B07B	2B07B	2B07B	2B07B
00870		#XMJ+HS/LAST12MO	3B07B	3B07B	3B07B	3B07B	3B07B	3B07B	3B07B	3B07B	3B07B	3B07B	3B07B	3B07B
00870		#XMJ+HS/LAST12MO	4B07B	4B07B	4B07B	4B07B	4B07B	4B07B	4B07B	4B07B	4B07B	4B07B	4B07B	4B07B
00870		#XMJ+HS/LAST12MO	5B07B	5B07B	5B07B	5B07B	5B07B	5B07B	5B07B	5B07B	5B07B	5B07B	5B07B	5B07B
00870		#XMJ+HS/LAST12MO		6B07B	6B07B	6B07B	6B07B	6B07B	6B07B	6B07B	6B07B	6B25B	6B25B	6B25B
00900		#X LSD/LAST 12M	1B033B	1B033B	1B033B	1B033B	1B033B	1B033B	1B033B	1B033B	1B033B	1B033B	1B033B	1B033B
00900		#X LSD/LAST 12MO	2B08B	2B08B	2B08B	2B08B	2B08B	2B08B	2B08B	2B08B	2B08B	2B08B	2B08B	2B08B
00900		#X LSD/LAST 12MO	3B08B	3B08B	3B08B	3B08B	3B08B	3B08B	3B08B	3B08B	3B08B	3B08B	3B08B	3B08B
00900		#X LSD/LAST 12MO	4B08B	4B08B	4B08B	4B08B	4B08B	4B08B	4B08B	4B08B	4B08B	4B08B	4B08B	4B08B
00900		#X LSD/LAST 12MO	5B08B	5B08B	5B08B	5B08B	5B08B	5B08B	5B08B	5B08B	5B08B	5B08B	5B08B	5B08B
00900		#X LSD/LAST 12MO		6B08B	6B08B	6B08B	6B08B	6B08B	6B08B	6B08B	6B08B	6B26B	6B26B	6B26B
00930		#X PSYD/LAST12M	1B042B	1B042B	1B042B	1B042B	1B042B	1B042B	1B042B	1B042B	1B042B	1B042B	1B042B	1B042B
00930		#X PSYD/LAST12MO	2B09B	2B09B	2B09B	2B09B	2B09B	2B09B	2B09B	2B09B	2B09B	2B09B	2B09B	2B09B
00930		#X PSYD/LAST12MO	3B09B	3B09B	3B09B	3B09B	3B09B	3B09B	3B09B	3B09B	3B09B	3B09B	3B09B	3B09B
00930		#X PSYD/LAST12MO	4B09B	4B09B	4B09B	4B09B	4B09B	4B09B	4B09B	4B09B	4B09B	4B09B	4B09B	4B09B
00930		#X PSYD/LAST12MO	5B09B	5B09B	5B09B	5B09B	5B09B	5B09B	5B09B	5B09B	5B09B	5B09B	5B09B	5B09B
00930		#X PSYD/LAST12MO		6B09B	6B09B	6B09B	6B09B	6B09B	6B09B	6B09B	6B09B	6B27B	6B27B	6B27B
00960		#X COKE/LAST12MO												
00960		#X COKE/LAST12MO	2B10B	2B10B	2B10B	2B10B	2B10B	2B10B	2B10B	2B10B	2B10B	2B10B	2B10B	2B10B
00960		#X COKE/LAST12MO												
00960		#X COKE/LAST12MO	3B10B	3B10B										
00960		#X COKE/LAST12MO	4B10B	4B10B										
00960		#X COKE/LAST12MO	5B10B	5B10B	5B10B	5B10B	5B10B	5B10B	5B10B	5B10B	5B10B	5B10B	5B10B	5B10B
00960		#X COKE/LAST12MO		6B10B										

\*=item text changed from previous year



## MONITORING THE FUTURE

Item Refer- ence Number	Page Loc. in this Volume	ITEM DESCRIPTION (ABBREVIATED)	QUESTIONNAIRE LOCATION BY YEAR (FORM, SECTION, AND QUESTION NUMBER)											
			1976	1977	1978	1979	1980	1981	1982	1983	1984	1985	1986	1987

## A01b: DRUGS. Number of uses in last 12 months (continued)

00990		#X AMPH/LAST12M	1B043B	1B043B	1B043B	1B043B	1B043B	1B043B	1B050B*	1B050B	1B050B	1B050B	1B050B	1B050B
00990		#X AMPH/LAST12MO	2B11B	2B11B	2B11B	2B11B	2B11B	2B11B	2B11B*	2B11B	2B11B	2B11B	2B11B	2B11B
00990		#X AMPH/LAST12MO	3B11B	3B11B	3B11B	3B11B	3B11B	3B11B	3B11B	3B11B	3B11B*	3B11B	3B11B	3B11B
00990		#X AMPH/LAST12MO	4B11B	4B11B	4B11B	4B11B	4B11B	4B11B	4B11B*	4B11B	4B11B	4B11B	4B11B	4B11B
00990		#X AMPH/LAST12MO	5B11B	5B11B	5B11B	5B11B	5B11B	5B11B	5B11B	5B11B	5B11B*	5B11B	5B11B	5B11B
00990		#X AMPH/LAST12MO												
01020		#X QUAD/LAST12M	1B053B	1B053B	1B053B	1B053B	1B053B	1B053B	1B060B	1B060B	1B060B	1B060B	1B060B	1B060B
01020		#X QUAD/LAST12MO	2B12B	2B12B	2B12B	2B12B	2B12B	2B12B	2B12B	2B12B	2B12B	2B12B	2B12B	2B12B
01020		#X QUAD/LAST12MO	3B12B	3B12B	3B12B	3B12B	3B12B	3B12B	3B12B	3B12B	3B12B	3B12B	3B12B	3B12B
01020		#X QUAD/LAST12MO	4B12B	4B12B	4B12B	4B12B	4B12B	4B12B	4B12B	4B12B	4B12B	4B12B	4B12B	4B12B
01020		#X QUAD/LAST12MO	5B12B	5B12B	5B12B	5B12B	5B12B	5B12B	5B12B	5B12B	5B12B	5B12B	5B12B	5B12B
01020		#X QUAD/LAST12MO												
01050		#X BRBT/LAST12M	1B057B	1B057B	1B057B	1B057B	1B057B	1B057B	1B064B	1B064B	1B064B	1B064B	1B064B	1B064B
01050		#X BRBT/LAST12MO	2B13B	2B13B	2B13B	2B13B	2B13B	2B13B	2B13B	2B13B	2B13B	2B13B	2B13B	2B13B
01050		#X BRBT/LAST12MO	3B13B	3B13B	3B13B	3B13B	3B13B	3B13B	3B13B	3B13B	3B13B	3B13B	3B13B	3B13B
01050		#X BRBT/LAST12MO	4B13B	4B13B	4B13B	4B13B	4B13B	4B13B	4B13B	4B13B	4B13B	4B13B	4B13B	4B13B
01050		#X BRBT/LAST12MO	5B13B	5B13B	5B13B	5B13B	5B13B	5B13B	5B13B	5B13B	5B13B	5B13B	5B13B	5B13B
01050		#X BRBT/LAST12MO												
01080		#X TRQL/LAST12M	1B067B	1B067B	1B067B	1B067B	1B067B	1B067B	1B074B	1B074B	1B074B	1B074B	1B074B	1B074B
01080		#X TRQL/LAST12MO	2B14B	2B14B	2B14B	2B14B	2B14B	2B14B	2B14B	2B14B	2B14B	2B14B	2B14B	2B14B
01080		#X TRQL/LAST12MO	3B14B	3B14B	3B14B	3B14B	3B14B	3B14B	3B14B	3B14B	3B14B	3B14B	3B14B	3B14B
01080		#X TRQL/LAST12MO	4B14B	4B14B	4B14B	4B14B	4B14B	4B14B	4B14B	4B14B	4B14B	4B14B	4B14B	4B14B
01080		#X TRQL/LAST12MO	5B14B	5B14B	5B14B	5B14B	5B14B	5B14B	5B14B	5B14B	5B14B	5B14B	5B14B	5B14B
01080		#X TRQL/LAST12MO												
01110		#X "H"/LAST 12MO	1B085B	1B085B	1B085B	1B085B	1B085B	1B085B	1B092B	1B092B	1B092B	1B092B	1B092B	1B092B
01110		#X "H"/LAST 12MO	2B15B	2B15B	2B15B	2B15B	2B15B	2B15B	2B15B	2B15B	2B15B	2B15B	2B15B	2B15B
01110		#X "H"/LAST 12MO	3B15B	3B15B	3B15B	3B15B	3B15B	3B15B	3B15B	3B15B	3B15B	3B15B	3B15B	3B15B
01110		#X "H"/LAST 12MO	4B15B	4B15B	4B15B	4B15B	4B15B	4B15B	4B15B	4B15B	4B15B	4B15B	4B15B	4B15B
01110		#X "H"/LAST 12MO	5B15B	5B15B	5B15B	5B15B	5B15B	5B15B	5B15B	5B15B	5B15B	5B15B	5B15B	5B15B
01110		#X "H"/LAST 12MO												
01140		#X NARC/LAST12M	1B095B	1B095B	1B095B	1B095B	1B095B	1B095B	1B094B	1B094B	1B094B	1B094B	1B094B	1B094B
01140		#X NARC/LAST12MO	2B16B	2B16B	2B16B	2B16B	2B16B	2B16B	2B16B	2B16B	2B16B	2B16B	2B16B	2B16B
01140		#X NARC/LAST12MO	3B16B	3B16B	3B16B	3B16B	3B16B	3B16B	3B16B	3B16B	3B16B	3B16B	3B16B	3B16B
01140		#X NARC/LAST12MO	4B16B	4B16B	4B16B	4B16B	4B16B	4B16B	4B16B	4B16B	4B16B	4B16B	4B16B	4B16B
01140		#X NARC/LAST12MO	5B16B	5B16B	5B16B	5B16B	5B16B	5B16B	5B16B	5B16B	5B16B	5B16B	5B16B	5B16B
01140		#X NARC/LAST12MO												
01170		#X INHL/LAST12MO	2B17B	2B17B	2B17B	2B17B	2B17B	2B17B	2B17B	2B17B	2B17B	2B17B	2B17B	2B17B
01170		#X INHL/LAST12MO	3B17B	3B17B	3B17B	3B17B	3B17B	3B17B	3B17B	3B17B	3B17B	3B17B	3B17B	3B17B
01170		#X INHL/LAST12MO	4B17B	4B17B	4B17B	4B17B	4B17B	4B17B	4B17B	4B17B	4B17B	4B17B	4B17B	4B17B
01170		#X INHL/LAST12MO	5B17B	5B17B	5B17B	5B17B	5B17B	5B17B	5B17B	5B17B	5B17B	5B17B	5B17B	5B17B
01170		#X INHL/LAST12MO												
01182		#X PCP/LAST12MO				2E02B	2E02B	2E02B	2E02B	2E02B	2E02B	2E02B	2E02B	2E04B*
01185		#X PPRS/LAST12MO				2E03B	2E03B	2E03B	2E03B	2E03B	2E03B	2E03B	2E03B	2E05B*
02050		#X HASH/LAST12M	1B018B	1B018B	1B018B	1B018B	1B018B	1B018B	1B018B	1B018B	1B018B	1B018B	1B018B	1B018B
02080		#X MARJ/LAST12M	1B019B	1B019B	1B019B	1B019B	1B019B	1B019B	1B019B	1B019B	1B019B	1B019B	1B019B	1B019B
08520		12MO.#OCC PAINRF	3A27A	3A27A	3A27A	3A27A	3A27A	3A27A	3A27A	3A27A	3A27A	3A27A	3A27A	3A27A
08530		12MO.#OCC SLP PL	3A27B	3A27B	3A27B	3A27B	3A27B	3A27B	3A27B	3A27B	3A27B	3A27B	3A27B	3A27B
08540		12MO.#OCC AWK PL	3A27C	3A27C	3A27C	3A27C	3A27C	3A27C	3A27C	3A27C	3A27C	3A27C	3A27C	3A27C
08550		12MO.#OCC CALM P	3A27D	3A27D	3A27D	3A27D	3A27D	3A27D	3A27D	3A27D	3A27D	3A27D	3A27D	3A27D
11010		#X BEER/LAST12MO	4D04B	4D04B	4D04B	4D04B	4D04B	4D04B	4D11B	4D11B	4D11B	4D11B	4D11B	4D11B
11050		#X WINE/LAST12MO	4D06B	4D06B	4D06B	4D06B	4D06B	4D06B	4D13B	4D13B	4D13B	4D13B	4D13B	4D13B
11090		#X LIQR/LAST12MO	4D08B	4D08B	4D08B	4D08B	4D08B	4D08B	4D15B	4D15B	4D15B	4D15B	4D15B	4D15B
21230		#X DIETPILL/12M							1B046B	1B046B	1B046B	1B046B	1B046B	1B046B
21260		#X STA-AWAK/12M							1B047B	1B047B	1B047B	1B047B	1B047B	1B047B
21290		#X LOOKALIK/12M							1B048B	1B048B	1B048B	1B048B	1B048B	1B048B
22270		#X CRACK/LST12M												1B084B
22270		#X CRACK/LAST12M												2E03B
22270		#X CRACK/LAST12M												
22270		#X CRACK/LAST12M												
22270		#X CRACK/LAST12M												
22270		#X CRACK/LAST12M												
22330		#XOTH COKE/12MO												1B085B
22330		#XOTH COKE/12MO												
22330		#XOTH COKE/12MO												
22330		#XOTH COKE/12MO												
22630		#X WIN COOL/12MO												
22670		#X MDMA/LAST12MO												
22700		#X STRD/LAST12MO												
22700		#X STRD/LAST12MO												
24390		#X ICE/LAST12MO												
24390		#X ICE/LAST12MO												
25030		#XDRUNK/LAST12M												
25030		#XDRUNK/LAST12MO												
25060		#X INJECT/LST12M												
29640		#X H 12M USE NDL												
29640		#X H 12M USE NDL												
29640		#X H 12MO USE ND												
29670		#X H 12M W/O NDL												

\* = item text changed from previous year



Item Reference Number	Page Loc. in this Volume	ITEM DESCRIPTION (ABBREVIATED)	QUESTIONNAIRE LOCATION											
			BY YEAR											
			(FORM, SECTION, AND QUESTION NUMBER)											
1988	1989	1990	1991	1992	1993	1994	1995	1996	1997	1998	1999			
A01b: DRUGS. Number of uses in last 12 months (continued)														
00990		#X AMPH/LAST12M	1B050B	1B050B	1B050B	1B050B	1B050B	1B050B	1B050B	1B050B	1B050B	1B050B	1B050B	1B050B
00990		#X AMPH/LAST12MO	2B11B	2B11B	2B11B	2B11B	2B11B	2B11B	2B11B	2B11B	2B11B	2B11B	2B11B	2B11B
00990		#X AMPH/LAST12MO	3B11B	3B11B	3B10B	3B10B	3B10B	3B10B	3B10B	3B10B	3B10B	3B10B	3B10B	3B10B
00990		#X AMPH/LAST12MO	4B11B	4B11B	4B10B	4B10B	4B10B	4B10B	4B10B	4B10B	4B10B	4B10B	4B10B	4B10B
00990		#X AMPH/LAST12MO	5B11B	5B11B	5B11B	5B11B	5B11B	5B11B	5B11B	5B11B	5B11B	5B11B	5B11B	5B11B
00990		#X AMPH/LAST12MO	6B10B	6B10B	6B10B	6B10B	6B10B	6B10B	6B10B	6B10B	6B10B	6B28B	6B28B	6B28B
01020		#X QUAD/LAST12M	1B060B	1B060B	1B060B	1B060B	1B060B	1B060B	1B060B	1B060B	1B060B	1B060B	1B060B	1B060B
01020		#X QUAD/LAST12MO	2B12B	2B12B										
01020		#X QUAD/LAST12MO	3B12B	3B12B										
01020		#X QUAD/LAST12MO	4B12B	4B12B										
01020		#X QUAD/LAST12MO	5B12B	5B12B										
01020		#X QUAD/LAST12MO	6B12B	6B12B										
01050		#X BRBT/LAST12M	1B064B	1B064B	1B062B	1B062B	1B062B	1B062B	1B062B	1B062B	1B062B	1B062B	1B062B	1B062B
01050		#X BRBT/LAST12MO	2B13B	2B13B	2B13B	2B13B	2B13B	2B13B	2B13B	2B13B	2B13B	2B13B	2B13B	2B13B
01050		#X BRBT/LAST12MO	3B13B	3B13B	3B13B	3B13B	3B13B	3B13B	3B13B	3B13B	3B13B	3B13B	3B13B	3B13B
01050		#X BRBT/LAST12MO	4B13B	4B13B	4B13B	4B13B	4B13B	4B13B	4B13B	4B13B	4B13B	4B13B	4B13B	4B13B
01050		#X BRBT/LAST12MO	5B13B	5B13B	5B13B	5B13B	5B13B	5B13B	5B13B	5B13B	5B13B	5B13B	5B13B	5B13B
01050		#X BRBT/LAST12MO	6B13B	6B13B	6B13B	6B13B	6B13B	6B13B	6B13B	6B13B	6B13B	6B31B	6B31B	6B31B
01080		#X TRQL/LAST12M	1B074B	1B074B	1B065B	1B065B	1B065B	1B065B	1B065B	1B065B	1B065B	1B065B	1B065B	1B065B
01080		#X TRQL/LAST12MO	2B14B	2B14B	2B14B	2B14B	2B14B	2B14B	2B14B	2B14B	2B14B	2B14B	2B14B	2B14B
01080		#X TRQL/LAST12MO	3B14B	3B14B	3B14B	3B14B	3B14B	3B14B	3B14B	3B14B	3B14B	3B14B	3B14B	3B14B
01080		#X TRQL/LAST12MO	4B14B	4B14B	4B14B	4B14B	4B14B	4B14B	4B14B	4B14B	4B14B	4B14B	4B14B	4B14B
01080		#X TRQL/LAST12MO	5B14B	5B14B	5B14B	5B14B	5B14B	5B14B	5B14B	5B14B	5B14B	5B14B	5B14B	5B14B
01080		#X TRQL/LAST12MO	6B14B	6B14B	6B14B	6B14B	6B14B	6B14B	6B14B	6B14B	6B14B	6B32B	6B32B	6B32B
01110		#X "H"/LAST 12MO	1B092B	1B092B	1B086B	1B086B	1B086B	1B086B	1B086B	1B086B	1B086B	1B086B	1B086B	1B086B
01110		#X "H"/LAST 12MO	2B15B	2B15B	2B15B	2B15B	2B15B	2B15B	2B15B	2B15B	2B15B	2B15B	2B15B	2B15B
01110		#X "H"/LAST 12MO	3B15B	3B15B	3B15B	3B15B	3B15B	3B15B	3B15B	3B15B	3B15B	3B15B	3B15B	3B15B
01110		#X "H"/LAST 12MO	4B15B	4B15B	4B15B	4B15B	4B15B	4B15B	4B15B	4B15B	4B15B	4B15B	4B15B	4B15B
01110		#X "H"/LAST 12MO	5B15B	5B15B	5B15B	5B15B	5B15B	5B15B	5B15B	5B15B	5B15B	5B15B	5B15B	5B15B
01110		#X "H"/LAST 12MO	6B15B	6B15B	6B15B	6B15B	6B15B	6B15B	6B15B	6B15B	6B15B	6B15B	6B15B	6B15B
01140		#X NARC/LAST12M	1B094B	1B094B	1B088B	1B088B	1B088B	1B088B	1B088B	1B088B	1B088B	1B088B	1B088B	1B088B
01140		#X NARC/LAST12MO	2B16B	2B16B	2B16B	2B16B	2B16B	2B16B	2B16B	2B16B	2B16B	2B16B	2B16B	2B16B
01140		#X NARC/LAST12MO	3B16B	3B16B	3B16B	3B16B	3B16B	3B16B	3B16B	3B16B	3B16B	3B16B	3B16B	3B16B
01140		#X NARC/LAST12MO	4B16B	4B16B	4B16B	4B16B	4B16B	4B16B	4B16B	4B16B	4B16B	4B16B	4B16B	4B16B
01140		#X NARC/LAST12MO	5B16B	5B16B	5B16B	5B16B	5B16B	5B16B	5B16B	5B16B	5B16B	5B16B	5B16B	5B16B
01140		#X NARC/LAST12MO	6B16B	6B16B	6B16B	6B16B	6B16B	6B16B	6B16B	6B16B	6B16B	6B35B	6B35B	6B35B
01170		#X INHL/LAST12MO	2B17B	2B17B	2B17B	2B17B	2B17B	2B17B	2B17B	2B17B	2B17B	2B18B	2B18B	2B18B
01170		#X INHL/LAST12MO	3B17B	3B17B	3B17B	3B17B	3B17B	3B17B	3B17B	3B17B	3B17B	3B17B	3B17B	3B17B
01170		#X INHL/LAST12MO	4B17B	4B17B	4B17B	4B17B	4B17B	4B17B	4B17B	4B17B	4B17B	4B17B	4B17B	4B17B
01170		#X INHL/LAST12MO	5B17B	5B17B	5B17B	5B17B	5B17B	5B17B	5B17B	5B17B	5B17B	5B18B	5B18B	5B18B
01170		#X INHL/LAST12MO	6B17B	6B17B	6B17B	6B17B	6B17B	6B17B	6B17B	6B17B	6B17B	6B18B	6B18B	6B18B
01182		#X PCP/LAST12MO	2E04B	2E04B	2E04B	2E04B	2E04B	2E04B	2E04B	2E04B	2E04B	2E04B	2E04B	2E04B
01185		#X PPRS/LAST12MO	2E05B	2E05B	2E05B	2E05B	2E05B	2E05B	2E05B	2E05B	2E05B	2E05B	2E05B	2E05B
02050		#X HASH/LAST12M	1B018B	1B018B	1B018B	1B018B	1B018B	1B018B	1B018B	1B018B	1B018B	1B018B	1B018B	1B018B
02080		#X MARJ/LAST12M	1B019B	1B019B	1B019B	1B019B	1B019B	1B019B	1B019B	1B019B	1B019B	1B019B	1B019B	1B019B
08520		12MO,#OCC PAINRF	3A27A	3A27A										
08530		12MO,#OCC SLP PL	3A27B	3A27B										
08540		12MO,#OCC AWK PL	3A27C	3A27C										
08550		12MO,#OCC CALM P	3A27D	3A27D										
11010		#X BEER/LAST12MO	4D11B	4D11B	4D11B	4D11B	4D11B	4D11B	4D11B	4D11B	4D11B	4D11B	4D11B	4D11B
11050		#X WINE/LAST12MO	4D15B	4D15B	4D15B	4D15B	4D15B	4D15B	4D15B	4D15B	4D15B	4D15B	4D15B	4D15B
11090		#X LIQR/LAST12MO	4D17B	4D17B	4D17B	4D17B	4D17B	4D17B	4D17B	4D17B	4D17B	4D17B	4D17B	4D17B
21230		#X DIETPILL/12M	1B046B	1B046B	1B046B	1B046B	1B046B	1B046B	1B046B	1B046B	1B046B	1B046B	1B046B	1B046B
21260		#X STA-AWAK/12M	1B047B	1B047B	1B047B	1B047B	1B047B	1B047B	1B047B	1B047B	1B047B	1B047B	1B047B	1B047B
21290		#X LOOKALIK/12M	1B048B	1B048B	1B048B	1B048B	1B048B	1B048B	1B048B	1B048B	1B048B	1B048B	1B048B	1B048B
22270		#X CRACK/LST12M	1B084B	1B084B	1B075B	1B075B	1B075B	1B075B	1B075B	1B075B	1B075B	1B075B	1B075B	1B075B
22270		#X CRACK/LAST12M	2E03B	2E03B	2E03B	2E03B	2E03B	2E03B	2E03B	2E03B	2E03B	2E03B	2E03B	2E03B
22270		#X CRACK/LAST12M			3B11B	3B11B	3B11B	3B11B	3B11B	3B11B	3B11B	3B11B	3B11B	3B11B
22270		#X CRACK/LAST12M			4B11B	4B11B	4B11B	4B11B	4B11B	4B11B	4B11B	4B11B	4B11B	4B11B
22270		#X CRACK/LAST12M			5E06B	5E06B	5E06B	5E06B	5E06B	5E06B	5E06B	5E06B	5E06B	5E06B
22270		#X CRACK/LAST12M			6B11B	6B11B	6B11B	6B11B	6B11B	6B11B	6B11B	6B29B	6B29B	6B29B
22330		#XOTH COKE/12MO	1B085B	1B085B	1B076B	1B076B	1B076B	1B076B	1B076B	1B076B	1B076B	1B076B	1B076B	1B076B
22330		#XOTH COKE/12MO			3B12B	3B12B	3B12B	3B12B	3B12B	3B12B	3B12B	3B12B	3B12B	3B12B
22330		#XOTH COKE/12MO			4B12B	4B12B	4B12B	4B12B	4B12B	4B12B	4B12B	4B12B	4B12B	4B12B
22330		#XOTH COKE/12MO			6B12B	6B12B	6B12B	6B12B	6B12B	6B12B	6B12B	6B30B	6B30B	6B30B
22630		#X WIN COOL/12MO	4D13B	4D13B	4D13B	4D13B	4D13B	4D13B	4D13B	4D13B	4D13B	4D13B	4D13B	4D13B
22670		#X MDMA/LAST12MO										3B18B	3B18B	3B18B
22700		#X STRD/LAST12MO				2E06B	2E06B	2E06B	2E06B	2E06B	2E06B	2E06B	2E06B	2E06B
22700		#X STRD/LAST12MO		6D02B	6D02B	6D03B	6D03B	6D03B	6D03B	6D03B	6D03B	6D03B	6D03B	6D03B
24390		#X ICE/LAST12MO			2B12B	2B12B	2B12B	2B12B	2B12B	2B12B	2B12B	2B12B	2B12B	2B12B
24390		#X ICE/LAST12MO			5B12B	5B12B	5B12B	5B12B	5B12B	5B12B	5B12B	5B12B	5B12B	5B12B
25030		#XDRUNK/LAST12M				1B016B</								



Item Reference Number	Page Loc. in this Volume	ITEM DESCRIPTION (ABBREVIATED)	QUESTIONNAIRE LOCATION BY YEAR (FORM, SECTION, AND QUESTION NUMBER)											
			1976	1977	1978	1979	1980	1981	1982	1983	1984	1985	1986	1987

## A01b: DRUGS. Number of uses in last 12 months (continued)

29670		#X H 12M W/O NDL												
29670		#X H 12M W/O NDL												
29780		#X ROHYPNOL/12MO												
30810		#X METHAMPH/12MO												
30810		#X METHAMPH/12MO												

## A01c: DRUGS. Number of uses in last 30 days

00780		#CIGS SMKD/30DA	1B003	1B003	1B003	1B003	1B003	1B003	1B003	1B003	1B003	1B003	1B003	1B002
00780		#CIGS SMKD/30DAY	2B02	2B02	2B02	2B02	2B02	2B02	2B02	2B02	2B02	2B02	2B02	2B02
00780		#CIGS SMKD/30DAY	3B02	3B02	3B02	3B02	3B02	3B02	3B02	3B02	3B02	3B02	3B02	3B02
00780		#CIGS SMKD/30DAY	4B02	4B02	4B02	4B02	4B02	4B02	4B02	4B02	4B02	4B02	4B02	4B02
00780		#CIGS SMKD/30DAY	5B02	5B02	5B02	5B02	5B02	5B02	5B02	5B02	5B02	5B02	5B02	5B02
00780		#CIGS SMKD/30DAY												
00830		#X DRNK/LAST30D	1B007C	1B007C	1B007C	1B007C	1B007C	1B007C	1B007C	1B007C	1B007C	1B007C	1B007C	1B007C
00830		#X DRNK/LAST30DA	2B04C	2B04C	2B04C	2B04C	2B04C	2B04C	2B04C	2B04C	2B04C	2B04C	2B04C	2B04C
00830		#X DRNK/LAST30DA	3B04C	3B04C	3B04C	3B04C	3B04C	3B04C	3B04C	3B04C	3B04C	3B04C	3B04C	3B04C
00830		#X DRNK/LAST30DA	4B04C	4B04C	4B04C	4B04C	4B04C	4B04C	4B04C	4B04C	4B04C	4B04C	4B04C	4B04C
00830		#X DRNK/LAST30DA	5B04C	5B04C	5B04C	5B04C	5B04C	5B04C	5B04C	5B04C	5B04C	5B04C	5B04C	5B04C
00830		#X DRNK/LAST30DA												
00880		#X MJ+HS/LAST30DA	2B07C	2B07C	2B07C	2B07C	2B07C	2B07C	2B07C	2B07C	2B07C	2B07C	2B07C	2B07C
00880		#X MJ+HS/LAST30DA	3B07C	3B07C	3B07C	3B07C	3B07C	3B07C	3B07C	3B07C	3B07C	3B07C	3B07C	3B07C
00880		#X MJ+HS/LAST30DA	4B07C	4B07C	4B07C	4B07C	4B07C	4B07C	4B07C	4B07C	4B07C	4B07C	4B07C	4B07C
00880		#X MJ+HS/LAST30DA	5B07C	5B07C	5B07C	5B07C	5B07C	5B07C	5B07C	5B07C	5B07C	5B07C	5B07C	5B07C
00880		#X MJ+HS/LAST30DA												
00910		#X LSD/LAST 30D	1B029C	1B029C	1B029C	1B029C	1B029C	1B029C	1B033C	1B033C	1B033C	1B033C	1B033C	1B033C
00910		#X LSD/LAST 30DA	2B08C	2B08C	2B08C	2B08C	2B08C	2B08C	2B08C	2B08C	2B08C	2B08C	2B08C	2B08C
00910		#X LSD/LAST 30DA	3B08C	3B08C	3B08C	3B08C	3B08C	3B08C	3B08C	3B08C	3B08C	3B08C	3B08C	3B08C
00910		#X LSD/LAST 30DA	4B08C	4B08C	4B08C	4B08C	4B08C	4B08C	4B08C	4B08C	4B08C	4B08C	4B08C	4B08C
00910		#X LSD/LAST 30DA	5B08C	5B08C	5B08C	5B08C	5B08C	5B08C	5B08C	5B08C	5B08C	5B08C	5B08C	5B08C
00910		#X LSD/LAST 30DA												
00940		#X PSYD/LAST30D	1B038C	1B038C	1B038C	1B038C	1B038C	1B038C	1B042C	1B042C	1B042C	1B042C	1B042C	1B042C
00940		#X PSYD/LAST30DA	2B09C	2B09C	2B09C	2B09C	2B09C	2B09C	2B09C	2B09C	2B09C	2B09C	2B09C	2B09C
00940		#X PSYD/LAST30DA	3B09C	3B09C	3B09C	3B09C	3B09C	3B09C	3B09C	3B09C	3B09C	3B09C	3B09C	3B09C
00940		#X PSYD/LAST30DA	4B09C	4B09C	4B09C	4B09C	4B09C	4B09C	4B09C	4B09C	4B09C	4B09C	4B09C	4B09C
00940		#X PSYD/LAST30DA	5B09C	5B09C	5B09C	5B09C	5B09C	5B09C	5B09C	5B09C	5B09C	5B09C	5B09C	5B09C
00940		#X PSYD/LAST30DA												
00970		#X COKE/LAST30DA	1B076C	1B076C	1B076C	1B076C	1B076C	1B076C	1B083C	1B083C	1B083C	1B083C	1B083C	
00970		#X COKE/LAST30DA	2B10C	2B10C	2B10C	2B10C	2B10C	2B10C	2B10C	2B10C	2B10C	2B10C	2B10C	2B10C
00970		#X COKE/LAST30DA	3B10C	3B10C	3B10C	3B10C	3B10C	3B10C	3B10C	3B10C	3B10C	3B10C	3B10C	3B10C
00970		#X COKE/LAST30DA	4B10C	4B10C	4B10C	4B10C	4B10C	4B10C	4B10C	4B10C	4B10C	4B10C	4B10C	4B10C
00970		#X COKE/LAST30DA	5B10C	5B10C	5B10C	5B10C	5B10C	5B10C	5B10C	5B10C	5B10C	5B10C	5B10C	5B10C
00970		#X COKE/LAST30DA												
01000		#X AMPH/LAST30D	1B043C	1B043C	1B043C	1B043C	1B043C	1B043C	1B050C*	1B050C	1B050C	1B050C	1B050C	1B050C
01000		#X AMPH/LAST30DA	2B11C	2B11C	2B11C	2B11C	2B11C	2B11C	2B11C*	2B11C	2B11C	2B11C	2B11C	2B11C
01000		#X AMPH/LAST30DA	3B11C	3B11C	3B11C	3B11C	3B11C	3B11C	3B11C	3B11C	3B11C	3B11C	3B11C	3B11C
01000		#X AMPH/LAST30DA	4B11C	4B11C	4B11C	4B11C	4B11C	4B11C	4B11C*	4B11C	4B11C	4B11C	4B11C	4B11C
01000		#X AMPH/LAST30DA	5B11C	5B11C	5B11C	5B11C	5B11C	5B11C	5B11C	5B11C	5B11C	5B11C	5B11C	5B11C
01000		#X AMPH/LAST30DA												
01030		#X QUAD/LAST30D	1B053C	1B053C	1B053C	1B053C	1B053C	1B053C	1B060C	1B060C	1B060C	1B060C	1B060C	1B060C
01030		#X QUAD/LAST30DA	2B12C	2B12C	2B12C	2B12C	2B12C	2B12C	2B12C	2B12C	2B12C	2B12C	2B12C	2B12C
01030		#X QUAD/LAST30DA	3B12C	3B12C	3B12C	3B12C	3B12C	3B12C	3B12C	3B12C	3B12C	3B12C	3B12C	3B12C
01030		#X QUAD/LAST30DA	4B12C	4B12C	4B12C	4B12C	4B12C	4B12C	4B12C	4B12C	4B12C	4B12C	4B12C	4B12C
01030		#X QUAD/LAST30DA	5B12C	5B12C	5B12C	5B12C	5B12C	5B12C	5B12C	5B12C	5B12C	5B12C	5B12C	5B12C
01030		#X QUAD/LAST30DA												
01060		#X BRBT/LAST30D	1B057C	1B057C	1B057C	1B057C	1B057C	1B057C	1B064C	1B064C	1B064C	1B064C	1B064C	1B064C
01060		#X BRBT/LAST30DA	2B13C	2B13C	2B13C	2B13C	2B13C	2B13C	2B13C	2B13C	2B13C	2B13C	2B13C	2B13C
01060		#X BRBT/LAST30DA	3B13C	3B13C	3B13C	3B13C	3B13C	3B13C	3B13C	3B13C	3B13C	3B13C	3B13C	3B13C
01060		#X BRBT/LAST30DA	4B13C	4B13C	4B13C	4B13C	4B13C	4B13C	4B13C	4B13C	4B13C	4B13C	4B13C	4B13C
01060		#X BRBT/LAST30DA	5B13C	5B13C	5B13C	5B13C	5B13C	5B13C	5B13C	5B13C	5B13C	5B13C	5B13C	5B13C
01060		#X BRBT/LAST30DA												
01090		#X TRQL/LAST30D	1B067C	1B067C	1B067C	1B067C	1B067C	1B067C	1B074C	1B074C	1B074C	1B074C	1B074C	1B074C
01090		#X TRQL/LAST30DA	2B14C	2B14C	2B14C	2B14C	2B14C	2B14C	2B14C	2B14C	2B14C	2B14C	2B14C	2B14C
01090		#X TRQL/LAST30DA	3B14C	3B14C	3B14C	3B14C	3B14C	3B14C	3B14C	3B14C	3B14C	3B14C	3B14C	3B14C
01090		#X TRQL/LAST30DA	4B14C	4B14C	4B14C	4B14C	4B14C	4B14C	4B14C	4B14C	4B14C	4B14C	4B14C	4B14C
01090		#X TRQL/LAST30DA	5B14C	5B14C	5B14C	5B14C	5B14C	5B14C	5B14C	5B14C	5B14C	5B14C	5B14C	5B14C
01090		#X TRQL/LAST30DA												
01120		#X "H"/LAST 30D	1B085C	1B085C	1B085C	1B085C	1B085C	1B085C	1B092C	1B092C	1B092C	1B092C	1B092C	1B092C
01120		#X "H"/LAST 30DA	2B15C	2B15C	2B15C	2B15C	2B15C	2B15C	2B15C	2B15C	2B15C	2B15C	2B15C	2B15C
01120		#X "H"/LAST 30DA	3B15C	3B15C	3B15C	3B15C	3B15C	3B15C	3B15C	3B15C	3B15C	3B15C	3B15C	3B15C
01120		#X "H"/LAST 30DA	4B15C	4B15C	4B15C	4B15C	4B15C	4B15C	4B15C	4B15C	4B15C	4B15C	4B15C	4B15C
01120		#X "H"/LAST 30DA	5B15C	5B15C	5B15C	5B15C	5B15C	5B15C	5B15C	5B15C	5B15C	5B15C	5B15C	5B15C
01120		#X "H"/LAST 30DA												
01150		#X NARC/LAST30D	1B095C	1B095C	1B095C	1B095C	1B095C	1B095C	1B094C	1B094C	1B094C	1B094C	1B094C	1B094C
01150		#X NARC/LAST30DA	2B16C	2B16C	2B16C	2B16C	2B16C	2B16C	2B16C	2B16C	2B16C	2B16C	2B16C	2B16C
01150		#X NARC/LAST30DA	3B16C	3B16C	3B16C	3B16C	3B16C	3B16C	3B16C	3B16C	3B16C	3B16C	3B16C	3B16C
01150		#X NARC/LAST30DA	4B16C	4B16C	4B16C	4B16C	4B16C	4B16C	4B16C	4B16C	4B16C	4B16C	4B16C	4B16C
01150		#X NARC/LAST30DA	5B16C	5B16C	5B16C	5B16C	5B16C	5B16C	5B16C	5B16C	5B16C	5B16C	5B16C	5B16C
01150		#X NARC/LAST30DA												

\* = item text changed from previous year



Item Reference Number	Page Loc. in this Volume	ITEM DESCRIPTION (ABBREVIATED)	QUESTIONNAIRE LOCATION BY YEAR (FORM, SECTION, AND QUESTION NUMBER)												
			1988	1989	1990	1991	1992	1993	1994	1995	1996	1997	1998	1999	

## A01b: DRUGS. Number of uses in last 12 months (continued)

29670		#X H 12M W/O NDL									5B16B	5B16B	5B16B	5B16B
29670		#X H 12M W/O NDL									6B17B	6B17B	6B34B	6B34B
29780		#X ROHYPNOL/12MO										4B18B	4B18B	4B18B
30810		#X METHAMPH/12MO												4B17B
30810		#X METHAMPH/12MO												6B36B

## A01c: DRUGS. Number of uses in last 30 days

00780		#CIGS SMKD/30DA	1B002	1B002	1B002	1B002	1B002	1B002	1B002	1B002	1B002	1B002	1B002	1B002
00780		#CIGS SMKD/30DAY	2B02	2B02	2B02	2B02	2B02	2B02	2B02	2B02	2B02	2B02	2B02	2B02
00780		#CIGS SMKD/30DAY	3B02	3B02	3B02	3B02	3B02	3B02	3B02	3B02	3B02	3B02	3B02	3B02
00780		#CIGS SMKD/30DAY	4B02	4B02	4B02	4B02	4B02	4B02	4B02	4B02	4B02	4B02	4B02	4B02
00780		#CIGS SMKD/30DAY	5B02	5B02	5B02	5B02	5B02	5B02	5B02	5B02	5B02	5B02	5B02	5B02
00780		#CIGS SMKD/30DAY		6B02	6B02	6B02	6B02B	6B02B	6B02B	6B02B	6B02B	6B02	6B02	6B02
00830		#X DRNK/LAST30D	1B007C	1B007C	1B007C	1B007C	1B007C	1B007C	1B007C*	1B007C	1B007C	1B007C	1B007C	1B007C
00830		#X DRNK/LAST30DA	2B04C	2B04C	2B04C	2B04C	2B04C	2B04C*	2B04C	2B04C	2B04C	2B04C	2B04C	2B04C
00830		#X DRNK/LAST30DA	3B04C	3B04C	3B04C	3B04C	3B04C	3B04C	3B04C*	3B04C	3B04C	3B04C	3B04C	3B04C
00830		#X DRNK/LAST30DA	4B04C	4B04C	4B04C	4B04C	4B04C	4B04C	4B04C*	4B04C	4B04C	4B04C	4B04C	4B04C
00830		#X DRNK/LAST30DA	5B04C	5B04C	5B04C	5B04C	5B04C	5B04C*	5B04C	5B04C	5B04C	5B04C	5B04C	5B04C
00830		#X DRNK/LAST30DA		6B04C	6B04C	6B04C	6B04C	6B04C*	6B04C	6B04C	6B04C	6B22C	6B22C	6B22C
00880		#XMJ+HS/LAST30DA	2B07C	2B07C	2B07C	2B07C	2B07C	2B07C	2B07C	2B07C	2B07C	2B07C	2B07C	2B07C
00880		#XMJ+HS/LAST30DA	3B07C	3B07C	3B07C	3B07C	3B07C	3B07C	3B07C	3B07C	3B07C	3B07C	3B07C	3B07C
00880		#XMJ+HS/LAST30DA	4B07C	4B07C	4B07C	4B07C	4B07C	4B07C	4B07C	4B07C	4B07C	4B07C	4B07C	4B07C
00880		#XMJ+HS/LAST30DA	5B07C	5B07C	5B07C	5B07C	5B07C	5B07C	5B07C	5B07C	5B07C	5B07C	5B07C	5B07C
00880		#XMJ+HS/LAST30DA		6B07C	6B07C	6B07C	6B07C	6B07C	6B07C	6B07C	6B07C	6B25C	6B25C	6B25C
00910		#X LSD/LAST 30D	1B033C	1B033C	1B033C	1B033C	1B033C	1B033C	1B033C	1B033C	1B033C	1B033C	1B033C	1B033C
00910		#X LSD/LAST 30DA	2B08C	2B08C	2B08C	2B08C	2B08C	2B08C	2B08C	2B08C	2B08C	2B08C	2B08C	2B08C
00910		#X LSD/LAST 30DA	3B08C	3B08C	3B08C	3B08C	3B08C	3B08C	3B08C	3B08C	3B08C	3B08C	3B08C	3B08C
00910		#X LSD/LAST 30DA	4B08C	4B08C	4B08C	4B08C	4B08C	4B08C	4B08C	4B08C	4B08C	4B08C	4B08C	4B08C
00910		#X LSD/LAST 30DA	5B08C	5B08C	5B08C	5B08C	5B08C	5B08C	5B08C	5B08C	5B08C	5B08C	5B08C	5B08C
00910		#X LSD/LAST 30DA		6B08C	6B08C	6B08C	6B08C	6B08C	6B08C	6B08C	6B08C	6B26C	6B26C	6B26C
00940		#X PSYD/LAST30D	1B042C	1B042C	1B042C	1B042C	1B042C	1B042C	1B042C	1B042C	1B042C	1B042C	1B042C	1B042C
00940		#X PSYD/LAST30DA	2B09C	2B09C	2B09C	2B09C	2B09C	2B09C	2B09C	2B09C	2B09C	2B09C	2B09C	2B09C
00940		#X PSYD/LAST30DA	3B09C	3B09C	3B09C	3B09C	3B09C	3B09C	3B09C	3B09C	3B09C	3B09C	3B09C	3B09C
00940		#X PSYD/LAST30DA	4B09C	4B09C	4B09C	4B09C	4B09C	4B09C	4B09C	4B09C	4B09C	4B09C	4B09C	4B09C
00940		#X PSYD/LAST30DA	5B09C	5B09C	5B09C	5B09C	5B09C	5B09C	5B09C	5B09C	5B09C	5B09C	5B09C	5B09C
00940		#X PSYD/LAST30DA		6B09C	6B09C	6B09C	6B09C	6B09C	6B09C	6B09C	6B09C	6B27C	6B27C	6B27C
00970		#X COKE/LAST30DA	2B10C	2B10C	2B10C	2B10C	2B10C	2B10C	2B10C	2B10C	2B10C	2B10C	2B10C	2B10C
00970		#X COKE/LAST30DA	3B10C	3B10C										
00970		#X COKE/LAST30DA	4B10C	4B10C										
00970		#X COKE/LAST30DA	5B10C	5B10C	5B10C	5B10C	5B10C	5B10C	5B10C	5B10C	5B10C	5B10C	5B10C	5B10C
00970		#X COKE/LAST30DA		6B10C										
01000		#X AMPH/LAST30D	1B050C	1B050C	1B050C	1B050C	1B050C	1B050C	1B050C	1B050C	1B050C	1B050C	1B050C	1B050C
01000		#X AMPH/LAST30DA	2B11C	2B11C	2B11C	2B11C	2B11C	2B11C	2B11C	2B11C	2B11C	2B11C	2B11C	2B11C
01000		#X AMPH/LAST30DA	3B11C	3B11C	3B10C	3B10C	3B10C	3B10C	3B10C	3B10C	3B10C	3B10C	3B10C	3B10C
01000		#X AMPH/LAST30DA	4B11C	4B11C	4B10C	4B10C	4B10C	4B10C	4B10C	4B10C	4B10C	4B10C	4B10C	4B10C
01000		#X AMPH/LAST30DA	5B11C	5B11C	5B11C	5B11C	5B11C	5B11C	5B11C	5B11C	5B11C	5B11C	5B11C	5B11C
01000		#X AMPH/LAST30DA		6B11C	6B10C	6B10C	6B10C	6B10C	6B10C	6B10C	6B10C	6B28C	6B28C	6B28C
01030		#X QUAD/LAST30D	1B060C	1B060C	1B060C	1B060C	1B060C	1B060C	1B060C	1B060C	1B060C	1B060C	1B060C	1B060C
01030		#X QUAD/LAST30DA	2B12C	2B12C										
01030		#X QUAD/LAST30DA	3B12C	3B12C										
01030		#X QUAD/LAST30DA	4B12C	4B12C										
01030		#X QUAD/LAST30DA	5B12C	5B12C										
01030		#X QUAD/LAST30DA		6B12C										
01060		#X BRBT/LAST30D	1B064C	1B064C	1B062C	1B062C	1B062C	1B062C	1B062C	1B062C	1B062C	1B062C	1B062C	1B062C
01060		#X BRBT/LAST30DA	2B13C	2B13C	2B13C	2B13C	2B13C	2B13C	2B13C	2B13C	2B13C	2B13C	2B13C	2B13C
01060		#X BRBT/LAST30DA	3B13C	3B13C	3B13C	3B13C	3B13C	3B13C	3B13C	3B13C	3B13C	3B13C	3B13C	3B13C
01060		#X BRBT/LAST30DA	4B13C	4B13C	4B13C	4B13C	4B13C	4B13C	4B13C	4B13C	4B13C	4B13C	4B13C	4B13C
01060		#X BRBT/LAST30DA	5B13C	5B13C	5B13C	5B13C	5B13C	5B13C	5B13C	5B13C	5B13C	5B13C	5B13C	5B13C
01060		#X BRBT/LAST30DA		6B13C	6B13C	6B13C	6B13C	6B13C	6B13C	6B13C	6B13C	6B31C	6B31C	6B31C
01090		#X TRQL/LAST30D	1B074C	1B074C	1B065C	1B065C	1B065C	1B065C	1B065C	1B065C	1B065C	1B065C	1B065C	1B065C
01090		#X TRQL/LAST30DA	2B14C	2B14C	2B14C	2B14C	2B14C	2B14C	2B14C	2B14C	2B14C	2B14C	2B14C	2B14C
01090		#X TRQL/LAST30DA	3B14C	3B14C	3B14C	3B14C	3B14C	3B14C	3B14C	3B14C	3B14C	3B14C	3B14C	3B14C
01090		#X TRQL/LAST30DA	4B14C	4B14C	4B14C	4B14C	4B14C	4B14C	4B14C	4B14C	4B14C	4B14C	4B14C	4B14C
01090		#X TRQL/LAST30DA	5B14C	5B14C	5B14C	5B14C	5B14C	5B14C	5B14C	5B14C	5B14C	5B14C	5B14C	5B14C
01090		#X TRQL/LAST30DA	6B14C	6B14C	6B14C	6B14C	6B14C	6B14C	6B14C	6B14C	6B14C	6B32C	6B32C	6B32C
01120		#X "H"/LAST 30D	1B092C	1B092C	1B086C	1B086C	1B086C	1B086C	1B086C	1B086C	1B086C	1B086C	1B086C	1B086C
01120		#X "H"/LAST 30DA	2B15C	2B15C	2B15C	2B15C	2B15C	2B15C	2B15C	2B15C	2B15C	2B15C	2B15C	2B15C
01120		#X "H"/LAST 30DA	3B15C	3B15C	3B15C	3B15C	3B15C	3B15C	3B15C	3B15C	3B15C	3B15C	3B15C	3B15C
01120		#X "H"/LAST 30DA	4B15C	4B15C	4B15C	4B15C	4B15C	4B15C	4B15C	4B15C	4B15C	4B15C	4B15C	4B15C
01120		#X "H"/LAST 30DA	5B15C	5B15C	5B15C	5B15C	5B15C	5B15C	5B15C	5B15C	5B15C	5B15C	5B15C	5B15C
01120		#X "H"/LAST 30DA		6B15C	6B15C	6B15C	6B15C	6B15C	6B15C	6B15C	6B15C	6B15C	6B15C	6B15C
01150		#X NARC/LAST30D	1B094C	1B094C	1B088C	1B088C	1B088C	1B088C	1B088C	1B088C	1B088C	1B088C	1B088C	1B088C
01150		#X NARC/LAST30DA	2B16C	2B16C	2B16C	2B16C	2B16C	2B16C	2B16C	2B16C	2B16C	2B16C	2B16C	2B16C
01150		#X NARC/LAST30DA	3B16C	3B16C	3B16C	3B16C	3B16C	3B16C	3B16C	3B16C	3B16C	3B16C	3B16C	3B16C
01150		#X NARC/LAST30DA	4B16C	4B16C	4B16C	4B16C	4B16C	4B16C	4B16C	4B16C	4B16C	4B16C	4B16C	4B16C
01150		#X NARC/LAST30DA	5B16C	5B16C	5B16C	5B16C	5B16C	5B16C	5B16C	5B16C	5B16C	5B16C	5B16C	5B16C
01150		#X NARC/LAST30DA		6B16C	6B16C	6B16C	6B16C	6B16C	6B16C	6B16C	6B16C	6B35C	6B35C	6B35C

\* = item text changed from previous year



## MONITORING THE FUTURE

Item Refer- ence Number	Page Loc. in this Volume	ITEM DESCRIPTION (ABBREVIATED)	QUESTIONNAIRE LOCATION BY YEAR (FORM, SECTION, AND QUESTION NUMBER)											
			1976	1977	1978	1979	1980	1981	1982	1983	1984	1985	1986	1987

## A01c: DRUGS. Number of uses in last 30 days (continued)

01180		#X INHL/LAST30DA	2B17C	2B17C	2B17C	2B17C	2B17C	2B17C	2B17C	2B17C	2B17C	2B17C	2B17C	2B17C
01180		#X INHL/LAST30DA	3B17C	3B17C	3B17C	3B17C	3B17C	3B17C	3B17C	3B17C	3B17C	3B17C	3B17C	3B17C
01180		#X INHL/LAST30DA	4B17C	4B17C	4B17C	4B17C	4B17C	4B17C	4B17C	4B17C	4B17C	4B17C	4B17C	4B17C
01180		#X INHL/LAST30DA	5B17C	5B17C	5B17C	5B17C	5B17C	5B17C	5B17C	5B17C	5B17C	5B17C	5B17C	5B17C
01180		#X INHL/LAST30DA												
01183		#X PCP/LAST30DA				2E02C	2E02C	2E02C	2E02C	2E02C	2E02C	2E02C	2E02C	2E04C*
01186		#X PPRS/LAST30DA				2E03C	2E03C	2E03C	2E03C	2E03C	2E03C	2E03C	2E03C	2E05C*
02060		#X HASH/LAST30D	1B018C	1B018C	1B018C	1B018C	1B018C	1B018C	1B018C	1B018C	1B018C	1B018C	1B018C	1B018C
02090		#X MARJ/LAST30D	1B019C	1B019C	1B019C	1B019C	1B019C	1B019C	1B019C	1B019C	1B019C	1B019C	1B019C	1B019C
11020		#X BEER/LAST30DA	4D04C	4D04C	4D04C	4D04C	4D04C	4D04C	4D04C	4D11C	4D11C	4D11C	4D11C	4D11C
11060		#X WINE/LAST30DA	4D06C	4D06C	4D06C	4D06C	4D06C	4D06C	4D13C	4D13C	4D13C	4D13C	4D13C	4D13C
11100		#X LIQR/LAST30DA	4D08C	4D08C	4D08C	4D08C	4D08C	4D08C	4D15C	4D15C	4D15C	4D15C	4D15C	4D15C
21240		#X DIETPILL/30D							1B046C	1B046C	1B046C	1B046C	1B046C	1B046C
21270		#X STA-AWAK/30D							1B047C	1B047C	1B047C	1B047C	1B047C	1B047C
21300		#X LOOKALIK/30D							1B048C	1B048C	1B048C	1B048C	1B048C	1B048C
22240		#X SMKLESS/30 DA											3E01B	3E01B
22240		#X SMKLESS/30 DA												
22280		#X CRACK/LST30D												1B084C
22280		#X CRACK/LAST30D												2E03C
22280		#X CRACK/LAST30D												
22280		#X CRACK/LAST30D												
22340		#XOTH COKE/30DA												1B085C
22340		#XOTH COKE/30DA												
22340		#XOTH COKE/30DA												
22640		#X WIN COOL/30DA												
22680		#X MDMA/LAST30DA												
22710		#X STRD/LAST30DA												
22710		#X STRD/LAST30DA												
24400		#X ICE/LAST30DA												
24400		#X ICE/LAST30DA												
25040		#XDRUNK/LAST30D												
25040		#XDRUNK/LAST30DA												
25070		#X INJECT/LST30D												
29650		#X H 30D USE NDL												
29650		#X H 30D USE NDL												
29650		#X H 30D USE NDL												
29680		#X H 30D W/O NDL												
29680		#X H 30D W/O NDL												
29680		#X H 30D W/O NDL												
29790		#X ROHYPNOL/30DA												
30820		#X METHAMPH/30DA												
30820		#X METHAMPH/30DA												

## A01d: DRUGS. Quantity used

00781		#CIG/DAY-30DAYS												1B003
00782		#CIG/PACK												1B004
00850		5+DRK ROW/LST 2	1B012	1B012	1B012	1B012	1B012	1B012	1B012	1B012	1B012	1B012	1B012	1B012
00850		5+DRK ROW/LST 2W	2B06	2B06	2B06	2B06	2B06	2B06	2B06	2B06	2B06	2B06	2B06	2B06
00850		5+DRK ROW/LST 2W	3B06	3B06	3B06	3B06	3B06	3B06	3B06	3B06	3B06	3B06	3B06	3B06
00850		5+DRK ROW/LST 2W	4B06	4B06	4B06	4B06	4B06	4B06	4B06	4B06	4B06	4B06	4B06	4B06
00850		5+DRK ROW/LST 2W	5B06	5B06	5B06	5B06	5B06	5B06	5B06	5B06	5B06	5B06	5B06	5B06
00850		5+DRK ROW/LST 2W												
01990		#X/2W,3-4 DR RW	1B013	1B013	1B013	1B013	1B013	1B013	1B013	1B013	1B013	1B013	1B013	1B013
02000		#X/2WK,2 DRK RW	1B014	1B014	1B014	1B014	1B014	1B014	1B014	1B014	1B014	1B014	1B014A	1B014A
02010		#X/2WK,JST 1DRK	1B015	1B015	1B015	1B015	1B015	1B015	1B015	1B015	1B015	1B015	1B014B	1B014B
02360		JOINT/DA LST MO	1B025	1B025	1B025	1B025	1B025	1B025	1B025	1B025	1B025	1B025	1B025	1B025
02370		OZS.MJ LST MO/6	1B026	1B026	1B026	1B026	1B026	1B026	1B026	1B026	1B026	1B026	1B026	1B026
11030		5+BR/LST2WK,10+X	4D05	4D05	4D05	4D05	4D05	4D05	4D12	4D12	4D12	4D12	4D12	4D12
11070		#X 20OZ+ WN/2 WK	4D07	4D07	4D07	4D07	4D07	4D07	4D14	4D14	4D14	4D14	4D14	4D14
11110		#X 5+LIQ/LST 2WK	4D09	4D09	4D09	4D09	4D09	4D09	4D16	4D16	4D16	4D16	4D16	4D16
21100		#CANS COLA/DAY												
21110		#CUPS COFFEE/DAY												
21120		#CUPS TEA/DAY												
21130		#12OZ CAF DRK/DA												
21140		#12OZ OTH DRK/DA							5E08	5E08				
21150		#CUPS COFFEE/DA							5E09	5E09				
21160		#CUPS OF TEA/DAY							5E10	5E10				
21170		#CUPS DECAFF/DAY							5E11	5E11				
22650		5+WINCOOL/LST2WK							5E12	5E12				

## A01e: DRUGS. How high? (How often?)

00840		#X DRK ENF FL HI	2B05	2B05	2B05	2B05	2B05	2B05	2B05	2B05	2B05	2B05	2B05	2B05
00840		#X DRK ENF FL HI	3B05	3B05	3B05	3B05	3B05	3B05	3B05	3B05	3B05	3B05	3B05	3B05
00840		#X DRK ENF FL HI	4B05	4B05	4B05	4B05	4B05	4B05	4B05	4B05	4B05	4B05	4B05	4B05

\* = item text changed from previous year



Item Refer- ence Number	Page Loc. in this Volume	ITEM DESCRIPTION (ABBREVIATED)	QUESTIONNAIRE LOCATION BY YEAR (FORM, SECTION, AND QUESTION NUMBER)											
			1988	1989	1990	1991	1992	1993	1994	1995	1996	1997	1998	1999

A01c: DRUGS. Number of uses in last 30 days (continued)

01180		#X INHL/LAST30DA	2B17C	2B17C	2B17C	2B17C	2B17C	2B17C	2B17C	2B17C	2B18C	2B18C	2B18C	2B18C
01180		#X INHL/LAST30DA	3B17C	3B17C	3B17C	3B17C	3B17C	3B17C	3B17C	3B17C	3B17C	3B17C	3B17C	3B17C
01180		#X INHL/LAST30DA	4B17C	4B17C	4B17C	4B17C	4B17C	4B17C	4B17C	4B17C	4B17C	4B17C	4B17C	4B17C
01180		#X INHL/LAST30DA	5B17C	5B17C	5B17C	5B17C	5B17C	5B17C	5B17C	5B17C	5B18C	5B18C	5B18C	5B18C
01180		#X INHL/LAST30DA	6B17C	6B17C	6B17C	6B17C	6B17C	6B17C	6B17C	6B17C	6B18C	6B18C	6B36C	6B36C
01183		#X PCP/LAST30DA	2E04C	2E04C	2E04C	2E04C	2E04C	2E04C	2E04C	2E04C	2E04C	2E04C	2E04C	2E04C
01186		#X PPRS/LAST30DA	2E05C	2E05C	2E05C	2E05C	2E05C	2E05C	2E05C	2E05C	2E05C	2E05C	2E05C	2E05C
02060		#X HASH/LAST30D	1B018C	1B018C	1B018C	1B018C	1B018C	1B018C	1B018C	1B018C	1B018C	1B018C	1B018C	1B018C
02090		#X MARJ/LAST30D	1B019C	1B019C	1B019C	1B019C	1B019C	1B019C	1B019C	1B019C	1B019C	1B019C	1B019C	1B019C
11020		#X BEER/LAST30DA	4D11C	4D11C	4D11C	4D11C	4D11C	4D11C	4D11C	4D11C	4D11C	4D11C	4D11C	4D11C
11060		#X WINE/LAST30DA	4D15C	4D15C	4D15C	4D15C	4D15C	4D15C	4D15C	4D15C	4D15C	4D15C	4D15C	4D15C
11100		#X LIQR/LAST30DA	4D17C	4D17C	4D17C	4D17C	4D17C	4D17C	4D17C	4D17C	4D17C	4D17C	4D17C	4D17C
21240		#X DIETPILL/30D	1B046C	1B046C	1B046C	1B046C	1B046C	1B046C	1B046C	1B046C	1B046C	1B046C	1B046C	1B046C
21270		#X STA-AWAK/30D	1B047C	1B047C	1B047C	1B047C	1B047C	1B047C	1B047C	1B047C	1B047C	1B047C	1B047C	1B047C
21300		#X LOOKALIK/30D	1B048C	1B048C	1B048C	1B048C	1B048C	1B048C	1B048C	1B048C	1B048C	1B048C	1B048C	1B048C
22240		#X SMKLESS/30 DA	3E01B	3E01B			6B01B	6B01B	6B01B	6B01B	6B01B	6B01B	6B20	6B20
22240		#X SMKLESS/30 DA					1B075C	1B075C	1B075C	1B075C	1B075C	1B075C	1B075C	1B075C
22280		#X CRACK/LST30D	1B084C	1B084C	1B075C	1B075C	2E03C	2E03C	2E03C	2E03C	2E03C	2E03C	2E03C	2E03C
22280		#X CRACK/LAST30D	2E03C	2E03C	3B11C	3B11C	3B11C	3B11C	3B11C	3B11C	3B11C	3B11C	3B11C	3B11C
22280		#X CRACK/LAST30D			4B11C	4B11C	4B11C	4B11C	4B11C	4B11C	4B11C	4B11C	4B11C	4B11C
22280		#X CRACK/LAST30D			5E06C	5E06C	5E06C	5E06C	5E06C	5E06C	5E06C	5E06C	5E06C	5E06C
22280		#X CRACK/LAST30D			6B11C	6B11C	6B11C	6B11C	6B11C	6B11C	6B11C	6B11C	6B29C	6B29C
22340		#XOTH COKE/30DA	1B085C	1B085C	1B076C	1B076C	1B076C	1B076C	1B076C	1B076C	1B076C	1B076C	1B076C	1B076C
22340		#XOTH COKE/30DA			3B12C	3B12C	3B12C	3B12C	3B12C	3B12C	3B12C	3B12C	3B12C	3B12C
22340		#XOTH COKE/30DA			4B12C	4B12C	4B12C	4B12C	4B12C	4B12C	4B12C	4B12C	4B12C	4B12C
22340		#XOTH COKE/30DA			6B12C	6B12C	6B12C	6B12C	6B12C	6B12C	6B12C	6B12C	6B30C	6B30C
22640		#X WIN COOL/30DA	4D13C	4D13C	4D13C	4D13C	4D13C	4D13C	4D13C	4D13C	4D13C	4D13C	4D13C	4D13C
22680		#X MDMA/LAST30DA												
22710		#X STRD/LAST30DA					2E06C	2E06C	2E06C	2E06C	2E06C	2E06C	2E06C	2E06C
22710		#X STRD/LAST30DA			6D02C	6D02C	6D03C	6D03C	6D03C	6D03C	6D03C	6D03C	6D10C	6D10C
24400		#X ICE/LAST30DA			2B12C	2B12C	2B12C	2B12C	2B12C	2B12C	2B12C	2B12C	2B12C	2B12C
24400		#X ICE/LAST30DA			5B12C	5B12C	5B12C	5B12C	5B12C	5B12C	5B12C	5B12C	5B12C	5B12C
25040		#XDRUNK/LAST30D			1B016C	1B016C	1B016C	1B016C	1B016C	1B016C	1B016C	1B016C	1B016C	1B016C
25040		#XDRUNK/LAST30DA			6D02C	6D02C	6D02C	6D02C	6D02C	6D02C	6D02C	6D02C	6D09C	6D09C
25070		#X INJECT/LST30D					6D06C	6D06C	6D06C	6D06C	6D06C	6D06C	6D13C	6D13C
29650		#X H 30D USE NDL											2B15C	2B15C
29650		#X H 30D USE NDL											5B15C	5B15C
29650		#X H 30D USE NDL											6B33C	6B33C
29680		#X H 30D W/O NDL											2B16C	2B16C
29680		#X H 30D W/O NDL											5B16C	5B16C
29680		#X H 30D W/O NDL											6B34C	6B34C
29790		#X ROHYPNOL/30DA											4B18C	4B18C
30820		#X METHAMPH/30DA											4B17C	4B17C
30820		#X METHAMPH/30DA											6B36C	6B36C

A01d: DRUGS. Quantity used

00781		#CIG/DAY-30DAYS	1B003	1B003	1B003	1B003	1B003	1B003	1B003	1B003	1B003	1B003	1B003	1B003
00782		#CIG/PACK	1B004*	1B004	1B004	1B004	1B004	1B004	1B004	1B004	1B004	1B004	1B004	1B004
00850		5+DRK ROW/LST 2	1B012	1B012	1B012	1B012	1B012	1B012	1B012	1B012	1B012	1B012	1B012	1B012
00850		5+DRK ROW/LST 2W	2B06*	2B06	2B06	2B06	2B06	2B06	2B06	2B06	2B06	2B06	2B06	2B06
00850		5+DRK ROW/LST 2W	3B06*	3B06	3B06	3B06	3B06	3B06	3B06	3B06	3B06	3B06	3B06	3B06
00850		5+DRK ROW/LST 2W	4B06*	4B06	4B06	4B06	4B06	4B06	4B06	4B06	4B06	4B06	4B06	4B06
00850		5+DRK ROW/LST 2W	5B06*	5B06	5B06	5B06	5B06	5B06	5B06	5B06	5B06	5B06	5B06	5B06
00850		5+DRK ROW/LST 2W	6B06	6B06	6B06	6B06	6B06	6B06	6B06	6B06	6B06	6B24	6B24	6B24
01990		#X/2W,3-4 DR RW	1B013	1B013	1B013	1B013	1B013	1B013	1B013	1B013	1B013	1B013	1B013	1B013
02000		#X/2WK,2 DRK RW	1B014A	1B014A	1B014A	1B014A	1B014A	1B014A	1B014A	1B014A	1B014A	1B014A	1B014A	1B014A
02010		#X/2WK,JST 1DRK	1B014B	1B014B	1B014B	1B014B	1B014B	1B014B	1B014B	1B014B	1B014B	1B014B	1B014B	1B014B
02360		JOINT/DA LST MO	1B025	1B025	1B025	1B025	1B025	1B025	1B025	1B025	1B025	1B025	1B025	1B025
02370		OZS.MJ LST MO/6	1B026	1B026	1B026	1B026	1B026	1B026	1B026	1B026	1B026	1B026	1B026	1B026
11030		5+BR/LST2WK,10+X	4D12	4D12	4D12	4D12	4D12	4D12	4D12	4D12	4D12	4D12	4D12	4D12
11070		#X 20OZ+ WN/2 WK	4D16	4D16	4D16	4D16	4D16	4D16	4D16	4D16	4D16	4D16	4D16	4D16
11110		#X 5+LIQ/LST 2WK	4D18	4D18	4D18	4D18	4D18	4D18	4D18	4D18	4D18	4D18	4D18	4D18
21100		#CANS COLA/DAY												
21110		#CUPS COFFEE/DAY												
21120		#CUPS TEA/DAY												
21130		#12OZ CAF DRK/DA												
21140		#12OZ OTH DRK/DA												
21150		#CUPS COFFEE/DA												
21160		#CUPS OF TEA/DAY												
21170		#CUPS DECAFF/DAY												
22650		5+WINCOOL/LST2WK	4D14	4D14	4D14	4D14	4D14	4D14	4D14	4D14	4D14	4D14	4D14	4D14

A01e: DRUGS. How high? (How often?)

00840		#X DRK ENF FL HI	2B05	2B05	2B05	2B05	2B05	2B05	2B05	2B05	2B05	2B05	2B05	2B05
00840		#X DRK ENF FL HI	3B05	3B05	3B05	3B05	3B05	3B05	3B05	3B05	3B05	3B05	3B05	3B05
00840		#X DRK ENF FL HI	4B05	4B05	4B05	4B05	4B05	4B05	4B05	4B05	4B05	4B05	4B05	4B05

\*=item text changed from previous year



## MONITORING THE FUTURE

Item Refer- ence Number	Page Loc. in this Volume	ITEM DESCRIPTION (ABBREVIATED)	QUESTIONNAIRE LOCATION BY YEAR (FORM, SECTION, AND QUESTION NUMBER)											
			1976	1977	1978	1979	1980	1981	1982	1983	1984	1985	1986	1987

## A01e: DRUGS. How high? (How often?) (continued)

00840		#X DRK ENF FL HI	5B05	5B05	5B05	5B05	5B05	5B05	5B05	5B05	5B05	5B05	5B05	5B05
00840		#X DRK ENF FL HI												
01970		#X DRK ENF FL H	1B010	1B010	1B010	1B010	1B010	1B010	1B010	1B010	1B010	1B010	1B010	1B010
02340		MJ/HSH, VRY HIGH	1B023	1B023	1B023	1B023	1B023	1B023	1B023	1B023	1B023	1B023	1B023	1B023
02650		LSD, GET VERY HI	1B033	1B033	1B033	1B033	1B033	1B033	1B037	1B037	1B037	1B037	1B037	1B037
02700		PSYD, GT VERY HI	1B039	1B039	1B039	1B039	1B039	1B039	1B043	1B043	1B043	1B043	1B043	1B043
03100		AMPH, GT VERY HI	1B047	1B047	1B047	1B047	1B047	1B047	1B054	1B054	1B054	1B054	1B054	1B054
03260		QUAD, GT VERY HI	1B054	1B054	1B054	1B054	1B054	1B054	1B061	1B061	1B061	1B061	1B061	1B061
03590		BARB, GT VERY HI	1B061	1B061	1B061	1B061	1B061	1B061	1B068	1B068	1B068	1B068	1B068	1B068
04050		TRNQ, GT VERY HI	1B071	1B071	1B071	1B071	1B071	1B071	1B078	1B078	1B078	1B078	1B078	1B078
04520		COK, GET VERY HI	1B080	1B080	1B080	1B080	1B080	1B080	1B087	1B087	1B087	1B087	1B087	1B089A
04930		HER, GT VERY HI	1B089	1B089	1B089	1B089	1B089	1B089						
05380		NARC, GT VERY HI	1B099	1B099	1B099	1B099	1B099	1B099	1B098	1B098	1B098	1B098	1B098	1B098

## A01f: DRUGS. How long high?

01980		DRK AL, HI 24+ HR	1B011	1B011	1B011	1B011	1B011	1B011	1B011	1B011	1B011	1B011	1B011	1B011
02350		MJ/HSH, HI 24+ HR	1B024	1B024	1B024	1B024	1B024	1B024	1B024	1B024	1B024	1B024	1B024	1B024
02660		LSD, HIGH 24+ HR	1B034	1B034	1B034	1B034	1B034	1B034	1B038	1B038	1B038	1B038	1B038	1B038
02710		PSYD, HI 24+ HRS	1B040	1B040	1B040	1B040	1B040	1B040	1B044	1B044	1B044	1B044	1B044	1B044
03110		AMPH, HI 24+ HRS	1B048	1B048	1B048	1B048	1B048	1B048	1B055	1B055	1B055	1B055	1B055	1B055
03270		QUAD, HI 24+ HRS	1B055	1B055	1B055	1B055	1B055	1B055	1B062	1B062	1B062	1B062	1B062	1B062
03600		BARB, HI 24+ HRS	1B062	1B062	1B062	1B062	1B062	1B062	1B069	1B069	1B069	1B069	1B069	1B069
04060		TRNQ, HI 24+ HRS	1B072	1B072	1B072	1B072	1B072	1B072	1B079	1B079	1B079	1B079	1B079	1B079
04530		COK, HIGH 24+ HR	1B081	1B081	1B081	1B081	1B081	1B081	1B088	1B088	1B088	1B088	1B088	1B089B
04940		HER, HI 24+ HRS	1B090	1B090	1B090	1B090	1B090	1B090						
05390		NARC, HI 24+ HRS	1B100	1B100	1B100	1B100	1B100	1B100	1B099	1B099	1B099	1B099	1B099	1B099

## A01g: DRUGS. Incidence of first use

01680		SMK CIG DLY/12G	1B002	1B002	1B002*	1B002	1B002	1B002	1B002	1B002	1B002	1B002	1B002	1B002
01685		GR 1ST SMOK 0=N												
02015		GR 1ST DRUNK 0=N												
05570		GR 1ST SMOK DLY	1B105A	1B105A	1B105A	1B105A	1B105A	1B105A	1B104A	1B104A	1B104A	1B104A	1B104A	1B016
05570		GR 1ST SMOK DLY		3E12A	3E12A	3E12A	3E12A	3E12A	3E10A	3E10A	3E10A	3E10A	3E10A	1B106A
05570		GR 1ST SMOK DLY												
05575		GR 1ST SMOK EVR												
05575		GR 1ST SMOKE EVR												
05575		GR 1ST SMOK EVR												
05576		GR 1ST SMOKELESS												
05576		GR 1ST SMOKELESS												
05580		GR 1ST TRY ALC	1B105B	1B105B	1B105B	1B105B	1B105B	1B105B	1B104B	1B104B	1B104B	1B104B	1B104B	1B106B
05580		GR 1ST TRY ALC		3E12B	3E12B	3E12B	3E12B	3E12B	3E10B	3E10B	3E10B	3E10B	3E10B	3E10B
05580		GR 1ST TRY ALC												
05585		GR 1ST DRUNK												
05585		GR 1ST DRUNK												
05590		GR 1ST TRY MJ	1B105C	1B105C	1B105C	1B105C	1B105C	1B105C	1B104C	1B104C	1B104C	1B104C	1B104C	1B106C
05590		GR 1ST TRY MJ		3E12C	3E12C	3E12C	3E12C	3E12C	3E10C	3E10C	3E10C	3E10C	3E10C	3E10C
05590		GR 1ST TRY MJ												
05600		GR 1ST TRY LSD	1B105D	1B105D	1B105D	1B105D	1B105D	1B105D	1B104D	1B104D	1B104D	1B104D	1B104D	1B106D
05600		GR 1ST TRY LSD		3E12D	3E12D	3E12D	3E12D	3E12D	3E10D	3E10D	3E10D	3E10D	3E10D	3E10D
05600		GR 1ST TRY LSD												
05610		GR 1ST TRY PSY	1B105E	1B105E	1B105E	1B105E	1B105E	1B105E	1B104E	1B104E	1B104E	1B104E	1B104E	1B106E
05610		GR 1ST TRY PSY		3E12E	3E12E	3E12E	3E12E	3E12E	3E10E	3E10E	3E10E	3E10E	3E10E	3E10E
05610		GR 1ST TRY PSY												
05620		GR 1ST TRY AMP	1B105F	1B105F	1B105F	1B105F	1B105F	1B105F	1B104F	1B104F	1B104F	1B104F	1B104F	1B106F
05620		GR 1ST TRY AMP		3E12F	3E12F	3E12F	3E12F	3E12F	3E10F	3E10F	3E10F	3E10F	3E10F	3E10F
05620		GR 1ST TRY AMP												
05630		GR 1ST TRY QUA	1B105G	1B105G	1B105G	1B105G	1B105G	1B105G	1B104G	1B104G	1B104G	1B104G	1B104G	1B106G
05630		GR 1ST TRY QUA		3E12G	3E12G	3E12G	3E12G	3E12G	3E10G	3E10G	3E10G	3E10G	3E10G	3E10G
05630		GR 1ST TRY QUA												
05640		GR 1ST TRY BRB	1B105H	1B105H	1B105H	1B105H	1B105H	1B105H	1B104H	1B104H	1B104H	1B104H	1B104H	1B106H
05640		GR 1ST TRY BRB		3E12H	3E12H	3E12H	3E12H	3E12H	3E10H	3E10H	3E10H	3E10H	3E10H	3E10H
05640		GR 1ST TRY BRB												
05650		GR 1ST TRY TRN	1B105I	1B105I	1B105I	1B105I	1B105I	1B105I	1B104I	1B104I	1B104I	1B104I	1B104I	1B106I
05650		GR 1ST TRY TRN		3E12I	3E12I	3E12I	3E12I	3E12I	3E10I	3E10I	3E10I	3E10I	3E10I	3E10I
05650		GR 1ST TRY TRN												
05660		GR 1ST TRY COK	1B105J	1B105J	1B105J	1B105J	1B105J	1B105J	1B104J	1B104J	1B104J	1B104J	1B104J	1B106J
05660		GR 1ST TRY COK		3E12J	3E12J	3E12J	3E12J	3E12J	3E10J	3E10J	3E10J	3E10J	3E10J	3E10J
05661		GR 1ST TRY CRAC												
05661		GR 1ST TRY CRACK												
05661		GR 1ST TRY CRACK												
05662		GR 1ST TR OT COK												
05662		GR 1ST TR OT COK												
05662		GR 1ST TR OT COK												
05670		GR 1ST TRY HER	1B105K	1B105K	1B105K	1B105K	1B105K	1B105K	1B104K	1B104K	1B104K	1B104K	1B104K	1B106K
05670		GR 1ST TRY HER		3E12K	3E12K	3E12K	3E12K	3E12K	3E10K	3E10K	3E10K	3E10K	3E10K	3E10K
05670		GR 1ST TRY HER												

\*=item text changed from previous year



Item Refer- ence Number	Page Loc. in this Volume	ITEM DESCRIPTION (ABBREVIATED)	QUESTIONNAIRE LOCATION BY YEAR (FORM, SECTION, AND QUESTION NUMBER)											
			1988	1989	1990	1991	1992	1993	1994	1995	1996	1997	1998	1999
A01e: DRUGS. How high? (How often?) (continued)														
00840		#X DRK ENF FL HI	5B05	5B05	5B05	5B05	5B05	5B05	5B05	5B05	5B05	5B05	5B05	5B05
00840		#X DRK ENF FL HI		6B05	6B05	6B05	6B05	6B05	6B05	6B05	6B05	6B23	6B23	6B23
01970		#X DRK ENF FL H	1B010	1B010	1B010	1B010	1B010	1B010	1B010	1B010	1B010	1B010	1B010	1B010
02340		MJ/HSH,VRY HIGH	1B023	1B023	1B023	1B023	1B023	1B023	1B023	1B023	1B023	1B023	1B023	1B023
02650		LSD,GET VERY HI	1B037	1B037	1B037	1B037	1B037	1B037	1B037	1B037	1B037	1B037	1B037	1B037
02700		PSYD,GT VERY HI	1B043	1B043	1B043	1B043	1B043	1B043	1B043	1B043	1B043	1B043	1B043	1B043
03100		AMPH,GT VERY HI	1B054	1B054	1B054	1B054	1B054	1B054	1B054	1B054	1B054	1B054	1B054	1B054
03260		QUAD GT VERY HI	1B061	1B061										
03590		BARB,GT VERY HI	1B068	1B068										
04050		TRNQ,GT VERY HI	1B078	1B078	1B069	1B069	1B069	1B069	1B069	1B069	1B069	1B069	1B069	1B069
04520		COK,GET VERY HI	1B089A	1B089A	1B080	1B080	1B080	1B080	1B080	1B080	1B080	1B080	1B080	1B080
04930		HER,GT VERY HI												
05380		NARC,GT VERY HI	1B098	1B098	1B092	1B092	1B092	1B092	1B092	1B092	1B092	1B092	1B092	1B092

## A01f: DRUGS. How long high?

01980		DRK AL,HI24+HR	1B011	1B011	1B011	1B011	1B011	1B011	1B011	1B011	1B011	1B011	1B011	1B011
02350		MJ/HSH,HI 24+HR	1B024	1B024	1B024	1B024	1B024	1B024	1B024	1B024	1B024	1B024	1B024	1B024
02660		LSD,HIGH 24+ HR	1B038	1B038	1B038	1B038	1B038	1B038	1B038	1B038	1B038	1B038	1B038	1B038
02710		PSYD,HI 24+ HRS	1B044	1B044	1B044	1B044	1B044	1B044	1B044	1B044	1B044	1B044	1B044	1B044
03110		AMPH,HI 24+ HRS	1B055	1B055	1B055	1B055	1B055	1B055	1B055	1B055	1B055	1B055	1B055	1B055
03270		QUAD,HI 24+ HRS	1B062	1B062										
03600		BARB,HI 24+ HRS	1B069	1B069										
04060		TRNQ,HI 24+ HRS	1B079	1B079	1B070	1B070	1B070	1B070	1B070	1B070	1B070	1B070	1B070	1B070
04530		COK,HIGH 24+ HR	1B089B	1B089B	1B081	1B081	1B081	1B081	1B081	1B081	1B081	1B081	1B081	1B081
04940		HER,HI 24+ HRS												
05390		NARC,HI 24+ HRS	1B099	1B099	1B093	1B093	1B093	1B093	1B093	1B093	1B093	1B093	1B093	1B093

## A01g: DRUGS. Incidence of first use

01680		SMK CIG DLY/12G												
01685		GR 1ST SMOK 0=N												
02015		GR 1ST DRUNK0=N	1B016	1B016	1B016	1B016	1B016	1B016	1B016	1B016	1B016	1B016	1B016	1B016
05570		GR 1ST SMOK DLY	1B106A	1B106A	1B100A	1B100A	1B100A	1B100A	1B100A	1B100A	1B100A	1B100A	1B100A	1B100A
05570		GR 1ST SMOK DLY	3E10A	3E10A	3E10A	3E10A	3E10A	3E10A	3E10A	3E10A	3E10A	3E09A	3E10A	3E10A
05570		GR 1ST SMOK DLY		6D05B	6D05B	6D07B	6D07B	6D07B	6D07B	6D07B	6D07B	6D15B	6D15B	6D16B
05575		GR 1ST SMOK EVR	1B106M	1B106M	1B100M	1B100M	1B100M	1B100M	1B100M	1B100M	1B100M	1B100M	1B100M	1B100M
05575		GR 1ST SMOKE EVR	3E10N	3E10N	3E10N	3E10N	3E10N	3E10N	3E10N	3E10N	3E10N	3E09N	3E10N	3E10N
05575		GR 1ST SMOK EVR		6D05A	6D05A	6D07A	6D07A	6D07A	6D07A	6D07A	6D07A	6D15A	6D15A	6D16A
05576		GR 1ST SMOKELESS	3E10O	3E10O	3E10O	3E10O	3E10O	3E10O	3E10O	3E10O	3E10O	3E09O	3E10O	3E10O
05576		GR 1ST SMOKELESS		6D05C	6D05C	6D07C	6D07C	6D07C	6D07C	6D07C	6D07C	6D15C	6D15C	6D16C
05580		GR 1ST TRY ALC	1B106B	1B106B	1B100B	1B100B	1B100B	1B100B	1B100B	1B100B	1B100B	1B100B	1B100B	1B100B
05580		GR 1ST TRY ALC	3E10B	3E10B	3E10B	3E10B	3E10B	3E10B	3E10B	3E10B	3E10B	3E09B	3E10B	3E10B
05580		GR 1ST TRY ALC		6D05D	6D05D	6D07D	6D07D	6D07D	6D07D	6D07D	6D07D	6D15D	6D15D	6D16D
05585		GR 1ST DRUNK	1B106N	1B106N	1B100N	1B100N	1B100N	1B100N	1B100N	1B100N	1B100N	1B100N	1B100N	1B100N
05585		GR 1ST DRUNK	3E10P	3E10P	3E10P	3E10P	3E10P	3E10P	3E10P	3E10P	3E10P	3E09P	3E10P	3E10P
05585		GR 1ST DRUNK		6D05E	6D05E	6D07E	6D07E	6D07E	6D07E	6D07E	6D07E	6D15E	6D15E	6D16E
05590		GR 1ST TRY MJ	1B106C	1B106C	1B100C	1B100C	1B100C	1B100C	1B100C	1B100C	1B100C	1B100C	1B100C	1B100C
05590		GR 1ST TRY MJ	3E10C	3E10C	3E10C	3E10C	3E10C	3E10C	3E10C	3E10C	3E10C	3E09C	3E10C	3E10C
05590		GR 1ST TRY MJ		6D05F	6D05F	6D07F	6D07F	6D07F	6D07F	6D07F	6D07F	6D15F	6D15F	6D16F
05600		GR 1ST TRY LSD	1B106D	1B106D	1B100D	1B100D	1B100D	1B100D	1B100D	1B100D	1B100D	1B100D	1B100D	1B100D
05600		GR 1ST TRY LSD	3E10D	3E10D	3E10D	3E10D	3E10D	3E10D	3E10D	3E10D	3E10D	3E09D	3E10D	3E10D
05600		GR 1ST TRY LSD		6D05G	6D05G	6D07G	6D07G	6D07G	6D07G	6D07G	6D07G	6D15G	6D15G	6D16G
05610		GR 1ST TRY PSY	1B106E	1B106E	1B100E	1B100E	1B100E	1B100E	1B100E	1B100E	1B100E	1B100E	1B100E	1B100E
05610		GR 1ST TRY PSY	3E10E	3E10E	3E10E	3E10E	3E10E	3E10E	3E10E	3E10E	3E10E	3E09E	3E10E	3E10E
05610		GR 1ST TRY PSY		6D05H	6D05H	6D07H	6D07H	6D07H	6D07H	6D07H	6D07H	6D15H	6D15H	6D16H
05620		GR 1ST TRY AMP	1B106F	1B106F	1B100F	1B100F	1B100F	1B100F	1B100F	1B100F	1B100F	1B100F	1B100F	1B100F
05620		GR 1ST TRY AMP	3E10F	3E10F	3E10F	3E10F	3E10F	3E10F	3E10F	3E10F	3E10F	3E09F	3E10F	3E10F
05620		GR 1ST TRY AMP		6D05I	6D05I	6D07I	6D07I	6D07I	6D07I	6D07I	6D07I	6D15I	6D15I	6D16I
05630		GR 1ST TRY QUA	1B106G	1B106G	1B100G	1B100G	1B100G	1B100G	1B100G	1B100G	1B100G	1B100G	1B100G	1B100G
05630		GR 1ST TRY QUA	3E10G	3E10G	3E10G	3E10G	3E10G	3E10G	3E10G	3E10G	3E10G	3E09G	3E10G	3E10G
05630		GR 1ST TRY QUA		6D05J	6D05J	6D07J	6D07J	6D07J	6D07J	6D07J	6D07J	6D15J	6D15J	6D16J
05640		GR 1ST TRY BRB	1B106H	1B106H	1B100H	1B100H	1B100H	1B100H	1B100H	1B100H	1B100H	1B100H	1B100H	1B100H
05640		GR 1ST TRY BRB	3E10H	3E10H	3E10H	3E10H	3E10H	3E10H	3E10H	3E10H	3E10H	3E09H	3E10H	3E10H
05640		GR 1ST TRY BRB		6D05K	6D05K	6D07K	6D07K	6D07K	6D07K	6D07K	6D07K	6D15K	6D15K	6D16K
05650		GR 1ST TRY TRN	1B106I	1B106I	1B100I	1B100I	1B100I	1B100I	1B100I	1B100I	1B100I	1B100I	1B100I	1B100I
05650		GR 1ST TRY TRN	3E10I	3E10I	3E10I	3E10I	3E10I	3E10I	3E10I	3E10I	3E10I	3E09I	3E10I	3E10I
05650		GR 1ST TRY TRN		6D05L	6D05L	6D07L	6D07L	6D07L	6D07L	6D07L	6D07L	6D15L	6D15L	6D16L
05660		GR 1ST TRY COK	1B106J	1B106J	1B100J	1B100J	1B100J	1B100J	1B100J	1B100J	1B100J	1B100J	1B100J	1B100J
05660		GR 1ST TRY COK	3E10J	3E10J	3E10J	3E10J	3E10J	3E10J	3E10J	3E10J	3E10J	3E09J	3E10J	3E10J
05661		GR 1ST TRY CRAC			1B100O	1B100O	1B100O	1B100O	1B100O	1B100O	1B100O	1B100O	1B100O	1B100O
05661		GR 1ST TRY CRACK	2E06A	2E06A	2E06A	2E08A	2E08A	2E08A	2E08A	2E08A	2E08A	2E08A	2E08A	2E08A
05661		GR 1ST TRY CRACK			3E10Q	3E10Q	3E10Q	3E10Q	3E10Q	3E10Q	3E10Q	3E09Q	3E10Q	3E10Q
05661		GR 1ST TRY CRACK		6D05M	6D05M	6D07M	6D07M	6D07M	6D07M	6D07M	6D07M	6D15M	6D15M	6D16M
05662		GR 1ST TR OT COK	2E06B	2E06B	2E06B	2E08B	2E08B	2E08B	2E08B	2E08B	2E08B	2E08B	2E08B	2E08B
05662		GR 1ST TR OT COK		6D05N	6D05N	6D07N	6D07N	6D07N	6D07N	6D07N	6D07N	6D15N	6D15N	6D16N
05670		GR 1ST TRY HER	1B106K	1B106K	1B100K	1B100K	1B100K	1B100K	1B100K	1B100K	1B100K	1B100K	1B100K	1B100K
05670		GR 1ST TRY HER	3E10K	3E10K	3E10K	3E10K	3E10K	3E10K	3E10K	3E10K	3E10K	3E09K	3E10K	3E10K
05670		GR 1ST TRY HER		6D05O	6D05O	6D07O	6D07O	6D07O	6D07O	6D07O	6D07O	6D15O	6D15O	6D16O



## MONITORING THE FUTURE

Item Refer- ence Number	Page Loc. in this Volume	ITEM DESCRIPTION (ABBREVIATED)	QUESTIONNAIRE LOCATION BY YEAR (FORM, SECTION, AND QUESTION NUMBER)											
			1976	1977	1978	1979	1980	1981	1982	1983	1984	1985	1986	1987

## A01g: DRUGS. Incidence of first use (continued)

05680		GR 1ST TRY NRC	1B105L	1B105L	1B105L	1B105L	1B105L	1B105L	1B104L	1B104L	1B104L	1B104L	1B104L	1B106L
05680		GR 1ST TRY NRC		3E12L	3E12L	3E12L	3E12L	3E12L	3E10L	3E10L	3E10L	3E10L	3E10L	3E10L
05680		GR 1ST TRY NRC												
05685		GR 1ST TRY INHAL			3E12M	3E12M	3E12M	3E12M	3E10M	3E10M	3E10M	3E10M	3E10M	3E10M
05685		GR 1ST TRY INHAL												
05686		GR 1ST TRY PCP					2E04A	2E04A	2E04A	2E04A	2E04A	2E04A	2E04A	2E06C
05687		GR 1ST TRY PPRS					2E04B	2E04B	2E04B	2E04B	2E04B	2E04B	2E04B	2E06D
21190		GR 1ST DAILY MJ							1B029	1B029	1B029	1B029	1B029	1B029
23810		GR 1ST TRY STRDS												
23810		GR 1ST TRY STRDS												
24430		GR 1ST TRY ICE												
24430		GR 1ST TRY ICE												
25680		GR 1ST INJECT												

## A01h: DRUGS. Use with other drugs

02200		#X OVL MJ+ ALC	1B021	1B021	1B021	1B021	1B021	1B021	1B021	1B021	1B021	1B021	1B021	1B021
02500		#X OVL LSD+ ALC	1B031A	1B031A	1B031A	1B031A	1B031A	1B031A	1B035A	1B035A	1B035A	1B035A	1B035A	1B035A
02510		#X OVL LSD+ MJ	1B031B	1B031B	1B031B	1B031B	1B031B	1B031B	1B035B	1B035B	1B035B	1B035B	1B035B	1B035B
02900		#X OVL AMPH+ALC	1B045A	1B045A	1B045A	1B045A	1B045A	1B045A	1B052A	1B052A	1B052A	1B052A	1B052A	1B052A
02910		#X OVL AMPH+MJ	1B045B	1B045B	1B045B	1B045B	1B045B	1B045B	1B052B	1B052B	1B052B	1B052B	1B052B	1B052B
02920		#X OVL AMPH+LSD	1B045C	1B045C	1B045C	1B045C	1B045C	1B045C	1B052C	1B052C	1B052C	1B052C	1B052C	1B052C
02930		#X OVL AMPH+PSY	1B045D	1B045D	1B045D	1B045D	1B045D	1B045D	1B052D	1B052D	1B052D	1B052D	1B052D	1B052D
03390		#X OVL BARB+ALC	1B059A	1B059A	1B059A	1B059A	1B059A	1B059A	1B066A	1B066A	1B066A	1B066A	1B066A	1B066A
03400		#X OVL BARB+MJ	1B059B	1B059B	1B059B	1B059B	1B059B	1B059B	1B066B	1B066B	1B066B	1B066B	1B066B	1B066B
03410		#X OVL BARB+LSD	1B059C	1B059C	1B059C	1B059C	1B059C	1B059C	1B066C	1B066C	1B066C	1B066C	1B066C	1B066C
03420		#X OVL BARB+PSY	1B059D	1B059D	1B059D	1B059D	1B059D	1B059D	1B066D	1B066D	1B066D	1B066D	1B066D	1B066D
03430		#X OVL BARB+AMP	1B059E	1B059E	1B059E	1B059E	1B059E	1B059E	1B066E	1B066E	1B066E	1B066E	1B066E	1B066E
03440		#X OVL BARB+QUA	1B059F	1B059F	1B059F	1B059F	1B059F	1B059F	1B066F	1B066F	1B066F	1B066F	1B066F	1B066F
03840		#X OVL TRQL+ALC	1B069A	1B069A	1B069A	1B069A	1B069A	1B069A	1B076A	1B076A	1B076A	1B076A	1B076A	1B076A
03850		#X OVL TRQL+MJ	1B069B	1B069B	1B069B	1B069B	1B069B	1B069B	1B076B	1B076B	1B076B	1B076B	1B076B	1B076B
03860		#X OVL TRQL+LSD	1B069C	1B069C	1B069C	1B069C	1B069C	1B069C	1B076C	1B076C	1B076C	1B076C	1B076C	1B076C
03870		#X OVL TRQL+PSY	1B069D	1B069D	1B069D	1B069D	1B069D	1B069D	1B076D	1B076D	1B076D	1B076D	1B076D	1B076D
03880		#X OVL TRQL+AMP	1B069E	1B069E	1B069E	1B069E	1B069E	1B069E	1B076E	1B076E	1B076E	1B076E	1B076E	1B076E
03890		#X OVL TRQL+QUA	1B069F	1B069F	1B069F	1B069F	1B069F	1B069F	1B076F	1B076F	1B076F	1B076F	1B076F	1B076F
03900		#X OVL TRQL+BRB	1B069G	1B069G	1B069G	1B069G	1B069G	1B069G	1B076G	1B076G	1B076G	1B076G	1B076G	1B076G
04290		#X OVL COKE+ALC	1B078A	1B078A	1B078A	1B078A	1B078A	1B078A	1B085A	1B085A	1B085A	1B085A	1B085A	1B087A
04300		#X OVL COKE+MJ	1B078B	1B078B	1B078B	1B078B	1B078B	1B078B	1B085B	1B085B	1B085B	1B085B	1B085B	1B087B
04310		#X OVL COKE+LSD	1B078C	1B078C	1B078C	1B078C	1B078C	1B078C	1B085C	1B085C	1B085C	1B085C	1B085C	1B087C
04320		#X OVL COKE+PSY	1B078D	1B078D	1B078D	1B078D	1B078D	1B078D	1B085D	1B085D	1B085D	1B085D	1B085D	1B087D
04330		#X OVL COKE+AMP	1B078E	1B078E	1B078E	1B078E	1B078E	1B078E	1B085E	1B085E	1B085E	1B085E	1B085E	1B087E
04340		#X OVL COKE+QUA	1B078F	1B078F	1B078F	1B078F	1B078F	1B078F	1B085F	1B085F	1B085F	1B085F	1B085F	1B087F
04350		#X OVL COKE+BRB	1B078G	1B078G	1B078G	1B078G	1B078G	1B078G	1B085G	1B085G	1B085G	1B085G	1B085G	1B087G
04360		#X OVL COKE+TRN	1B078H	1B078H	1B078H	1B078H	1B078H	1B078H	1B085H	1B085H	1B085H	1B085H	1B085H	1B087H
04710		#X OVL HER +ALC	1B087A	1B087A	1B087A	1B087A	1B087A	1B087A						
04720		#X OVL HER +MJ	1B087B	1B087B	1B087B	1B087B	1B087B	1B087B						
04730		#X OVL HER +LSD	1B087C	1B087C	1B087C	1B087C	1B087C	1B087C						
04740		#X OVL HER +PSY	1B087D	1B087D	1B087D	1B087D	1B087D	1B087D						
04750		#X OVL HER +AMP	1B087E	1B087E	1B087E	1B087E	1B087E	1B087E						
04760		#X OVL HER +QUA	1B087F	1B087F	1B087F	1B087F	1B087F	1B087F						
04770		#X OVL HER +BRB	1B087G	1B087G	1B087G	1B087G	1B087G	1B087G						
04780		#X OVL HER +TRN	1B087H	1B087H	1B087H	1B087H	1B087H	1B087H						
04790		#X OVL HER +COK	1B087I	1B087I	1B087I	1B087I	1B087I	1B087I						
05130		#X OVL NARC+ALC	1B097A	1B097A	1B097A	1B097A	1B097A	1B097A	1B096A	1B096A	1B096A	1B096A	1B096A	1B096A
05140		#X OVL NARC+MJ	1B097B	1B097B	1B097B	1B097B	1B097B	1B097B	1B096B	1B096B	1B096B	1B096B	1B096B	1B096B
05150		#X OVL NARC+LSD	1B097C	1B097C	1B097C	1B097C	1B097C	1B097C	1B096C	1B096C	1B096C	1B096C	1B096C	1B096C
05160		#X OVL NARC+PSY	1B097D	1B097D	1B097D	1B097D	1B097D	1B097D	1B096D	1B096D	1B096D	1B096D	1B096D	1B096D
05170		#X OVL NARC+AMP	1B097E	1B097E	1B097E	1B097E	1B097E	1B097E	1B096E	1B096E	1B096E	1B096E	1B096E	1B096E
05180		#X OVL NARC+QUA	1B097F	1B097F	1B097F	1B097F	1B097F	1B097F	1B096F	1B096F	1B096F	1B096F	1B096F	1B096F
05190		#X OVL NARC+BRB	1B097G	1B097G	1B097G	1B097G	1B097G	1B097G	1B096G	1B096G	1B096G	1B096G	1B096G	1B096G
05200		#X OVL NARC+TRN	1B097H	1B097H	1B097H	1B097H	1B097H	1B097H	1B096H	1B096H	1B096H	1B096H	1B096H	1B096H
05210		#X OVL NARC+COK	1B097I	1B097I	1B097I	1B097I	1B097I	1B097I	1B096I	1B096I	1B096I	1B096I	1B096I	1B096I
05220		#X OVL NARC+HER	1B097J	1B097J	1B097J	1B097J	1B097J	1B097J	1B096J	1B096J	1B096J	1B096J	1B096J	1B096J

## A01i: DRUGS. Tried to stop

01690		*TRY STP SMK&FL	1B004	1B004	1B004	1B004	1B004	1B004	1B004	1B004	1B004	1B004	1B004	1B005A
01690		*TRY STP SMK&FL												1B005B
01691		#X TRY STOP SMK												
01691		#X TRY STOP SMK												
01700		*WNT STP SMK NW	1B005	1B005	1B005	1B005	1B005	1B005	1B005	1B005	1B005	1B005	1B005	1B005C
01700		*WNT STP SMK NW												
02020		*TRY STP ALC&FL	1B016	1B016	1B016	1B016	1B016	1B016	1B016	1B016	1B016	1B016	1B016	1B015
02380		*TRY STP MJ &FL	1B027	1B027	1B027	1B027	1B027	1B027	1B027	1B027	1B027	1B027	1B027	1B027
02680		*TRY STP LSD&FL	1B036	1B036	1B036	1B036	1B036	1B036	1B040	1B040	1B040	1B040	1B040	1B040
03240		*TRY STP AMP&FL	1B051	1B051	1B051	1B051	1B051	1B051	1B058	1B058	1B058	1B058	1B058	1B058
03710		TRY STP BARB&FL	1B064	1B064	1B064	1B064	1B064	1B064	1B071	1B071	1B071	1B071	1B071	1B071
04170		*TRY STP TRQ&FL	1B074	1B074	1B074	1B074	1B074	1B074	1B081	1B081	1B081	1B081	1B081	1B081
04540		*TRY STP COK&FL	1B082	1B082	1B082	1B082	1B082	1B082	1B089	1B089	1B089	1B089	1B089	1B089C

\* = item text changed from previous year



Item Refer- ence Number	Page Loc. in this Volume	ITEM DESCRIPTION (ABBREVIATED)	QUESTIONNAIRE LOCATION BY YEAR (FORM, SECTION, AND QUESTION NUMBER)											
			1988	1989	1990	1991	1992	1993	1994	1995	1996	1997	1998	1999
A01g: DRUGS. Incidence of first use (continued)														
05680		GR 1ST TRY NRC	1B106L	1B106L	1B100L	1B100L	1B100L	1B100L	1B100L	1B100L	1B100L	1B100L	1B100L	1B100L
05680		GR 1ST TRY NRC	3E10L	3E10L	3E10L	3E10L	3E10L	3E10L	3E10L	3E10L	3E10L	3E09L	3E10L	3E10L
05680		GR 1ST TRY NRC		6D05P	6D05P	6D07P	6D07P	6D07P	6D07P	6D07P	6D07P			
05685		GR 1ST TRY INHAL	3E10M	3E10M	3E10M	3E10M	3E10M	3E10M	3E10M	3E10M	3E10M	3E09M	3E10M	3E10M
05685		GR 1ST TRY INHAL		6D05Q	6D05Q	6D07Q	6D07Q	6D07Q	6D07Q	6D07Q	6D07Q			
05686		GR 1ST TRY PCP	2E06C	2E06C	2E06C	2E08C	2E08C	2E08C	2E08C	2E08C	2E08C	2E08C	2E08C	2E08C
05687		GR 1ST TRY PPRS	2E06D	2E06D	2E06D	2E08D	2E08D	2E08D	2E08D	2E08D	2E08D	2E08D	2E08D	2E08D
21190		GR 1ST DAILY MJ	1B029	1B029	1B029	1B029	1B029	1B029	1B029	1B029	1B029	1B029	1B029	1B029
23810		GR 1ST TRY STRDS				2E08F	2E08F	2E08F	2E08F	2E08F	2E08F	2E08F	2E08F	2E08F
23810		GR 1ST TRY STRDS		6D05R	6D05R	6D07R	6D07R	6D07R	6D07R	6D07R	6D07R			
24430		GR 1ST TRY ICE			1B100P	1B100P	1B100P	1B100P	1B100P	1B100P	1B100P	1B100P	1B100P	1B100P
24430		GR 1ST TRY ICE			2E06E	2E08E	2E08E	2E08E	2E08E	2E08E	2E08E	2E08E	2E08E	2E08E
25680		GR 1ST INJECT				6D07S	6D07S	6D07S	6D07S	6D07S	6D07S	6D07S	6D14	6D15

**A01h: DRUGS. Use with other drugs**

02200		#X OVL MJ+ ALC	1B021	1B021	1B021	1B021	1B021	1B021	1B021	1B021	1B021	1B021	1B021	1B021
02500		#X OVL LSD+ ALC	1B035A	1B035A	1B035A	1B035A	1B035A	1B035A	1B035A	1B035A	1B035A	1B035A	1B035A	1B035A
02510		#X OVL LSD+ MJ	1B035B	1B035B	1B035B	1B035B	1B035B	1B035B	1B035B	1B035B	1B035B	1B035B	1B035B	1B035B
02900		#X OVL AMPH+ALC	1B052A	1B052A	1B052A	1B052A	1B052A	1B052A	1B052A	1B052A	1B052A	1B052A	1B052A	1B052A
02910		#X OVL AMPH+MJ	1B052B	1B052B	1B052B	1B052B	1B052B	1B052B	1B052B	1B052B	1B052B	1B052B	1B052B	1B052B
02920		#X OVL AMPH+LSD	1B052C	1B052C	1B052C	1B052C	1B052C	1B052C	1B052C	1B052C	1B052C	1B052C	1B052C	1B052C
02930		#X OVL AMPH+PSY	1B052D	1B052D	1B052D	1B052D	1B052D	1B052D	1B052D	1B052D	1B052D	1B052D	1B052D	1B052D
03390		#X OVL BARB+ALC	1B066A	1B066A										
03400		#X OVL BARB+MJ	1B066B	1B066B										
03410		#X OVL BARB+LSD	1B066C	1B066C										
03420		#X OVL BARB+PSY	1B066D	1B066D										
03430		#X OVL BARB+AMP	1B066E	1B066E										
03440		#X OVL BARB+QUA	1B066F	1B066F										
03840		#X OVL TRQL+ALC	1B076A	1B076A	1B067A	1B067A	1B067A	1B067A	1B067A	1B067A	1B067A	1B067A	1B067A	1B067A
03850		#X OVL TRQL+MJ	1B076B	1B076B	1B067B	1B067B	1B067B	1B067B	1B067B	1B067B	1B067B	1B067B	1B067B	1B067B
03860		#X OVL TRQL+LSD	1B076C	1B076C	1B067C	1B067C	1B067C	1B067C	1B067C	1B067C	1B067C	1B067C	1B067C	1B067C
03870		#X OVL TRQL+PSY	1B076D	1B076D	1B067D	1B067D	1B067D	1B067D	1B067D	1B067D	1B067D	1B067D	1B067D	1B067D
03880		#X OVL TRQL+AMP	1B076E	1B076E	1B067E	1B067E	1B067E	1B067E	1B067E	1B067E	1B067E	1B067E	1B067E	1B067E
03890		#X OVL TRQL+QUA	1B076F	1B076F	1B067F	1B067F	1B067F	1B067F	1B067F	1B067F	1B067F	1B067F	1B067F	1B067F
03900		#X OVL TRQL+BRB	1B076G	1B076G	1B067G	1B067G	1B067G	1B067G	1B067G	1B067G	1B067G	1B067G	1B067G	1B067G
04290		#X OVL COKE+ALC	1B087A	1B087A	1B078A	1B078A	1B078A	1B078A	1B078A	1B078A	1B078A	1B078A	1B078A	1B078A
04300		#X OVL COKE+MJ	1B087B	1B087B	1B078B	1B078B	1B078B	1B078B	1B078B	1B078B	1B078B	1B078B	1B078B	1B078B
04310		#X OVL COKE+LSD	1B087C	1B087C	1B078C	1B078C	1B078C	1B078C	1B078C	1B078C	1B078C	1B078C	1B078C	1B078C
04320		#X OVL COKE+PSY	1B087D	1B087D	1B078D	1B078D	1B078D	1B078D	1B078D	1B078D	1B078D	1B078D	1B078D	1B078D
04330		#X OVL COKE+AMP	1B087E	1B087E	1B078E	1B078E	1B078E	1B078E	1B078E	1B078E	1B078E	1B078E	1B078E	1B078E
04340		#X OVL COKE+QUA	1B087F	1B087F	1B078F	1B078F	1B078F	1B078F	1B078F	1B078F	1B078F	1B078F	1B078F	1B078F
04350		#X OVL COKE+BRB	1B087G	1B087G	1B078G	1B078G	1B078G	1B078G	1B078G	1B078G	1B078G	1B078G	1B078G	1B078G
04360		#X OVL COKE+TRN	1B087H	1B087H	1B078H	1B078H	1B078H	1B078H	1B078H	1B078H	1B078H	1B078H	1B078H	1B078H
04710		#X OVL HER +ALC												
04720		#X OVL HER +MJ												
04730		#X OVL HER +LSD												
04740		#X OVL HER +PSY												
04750		#X OVL HER +AMP												
04760		#X OVL HER +QUA												
04770		#X OVL HER +BRB												
04780		#X OVL HER +TRN												
04790		#X OVL HER +COK												
05130		#X OVL NARC+ALC	1B096A	1B096A	1B090A	1B090A	1B090A	1B090A	1B090A	1B090A	1B090A	1B090A	1B090A	1B090A
05140		#X OVL NARC+MJ	1B096B	1B096B	1B090B	1B090B	1B090B	1B090B	1B090B	1B090B	1B090B	1B090B	1B090B	1B090B
05150		#X OVL NARC+LSD	1B096C	1B096C	1B090C	1B090C	1B090C	1B090C	1B090C	1B090C	1B090C	1B090C	1B090C	1B090C
05160		#X OVL NARC+PSY	1B096D	1B096D	1B090D	1B090D	1B090D	1B090D	1B090D	1B090D	1B090D	1B090D	1B090D	1B090D
05170		#X OVL NARC+AMP	1B096E	1B096E	1B090E	1B090E	1B090E	1B090E	1B090E	1B090E	1B090E	1B090E	1B090E	1B090E
05180		#X OVL NARC+QUA	1B096F	1B096F	1B090F	1B090F	1B090F	1B090F	1B090F	1B090F	1B090F	1B090F	1B090F	1B090F
05190		#X OVL NARC+BRB	1B096G	1B096G	1B090G	1B090G	1B090G	1B090G	1B090G	1B090G	1B090G	1B090G	1B090G	1B090G
05200		#X OVL NARC+TRN	1B096H	1B096H	1B090H	1B090H	1B090H	1B090H	1B090H	1B090H	1B090H	1B090H	1B090H	1B090H
05210		#X OVL NARC+COK	1B096I	1B096I	1B090I	1B090I	1B090I	1B090I	1B090I	1B090I	1B090I	1B090I	1B090I	1B090I
05220		#X OVL NARC+HER	1B096J	1B096J	1B090J	1B090J	1B090J	1B090J	1B090J	1B090J	1B090J	1B090J	1B090J	1B090J

**A01i: DRUGS. Tried to stop**

01690		*TRY STP SMK&FL	1B005A	1B005A	1B005A	1B005A	1B005A	1B005A	1B005A	1B005A	1B005A	1B005A	1B005A	1B005A
01690		*TRY STP SMK&FL												
01691		#X TRY STOP SMK	1B005B	1B005B	1B005B	1B005B	1B005B	1B005B	1B005B	1B005B	1B005B	1B005B	1B005B	1B005B
01691		#X TRY STOP SMK												
01700		*WNT STP SMK NW	1B005C	1B005C	1B005C	1B005C	1B005C	1B005C	1B005C	1B005C	1B005C	1B005C	1B005C	1B005C
01700		*WNT STP SMK NW												
02020		*TRY STP ALC&FL	1B015	1B015	1B015	1B015	1B015	1B015	1B015	1B015	1B015	1B015	1B015	1B015
02380		*TRY STP MJ &FL	1B027	1B027	1B027	1B027	1B027	1B027	1B027	1B027	1B027	1B027	1B027	1B027
02680		*TRY STP LSD&FL	1B040	1B040	1B040	1B040	1B040	1B040	1B040	1B040	1B040	1B040	1B040	1B040
03240		*TRY STP AMP&FL	1B058	1B058	1B058	1B058	1B058	1B058	1B058	1B058	1B058	1B058	1B058	1B058
03710		TRY STP BARB&FL	1B071	1B071										
04170		*TRY STP TRQ&FL	1B081	1B081	1B072	1B072	1B072	1B072	1B072	1B072	1B072	1B072	1B072	1B072
04540		*TRY STP COK&FL	1B089C	1B089C	1B082	1B082	1B082	1B082	1B082	1B082	1B082	1B082	1B082	1B082

\* = item text changed from previous year



Item Refer- ence Number	Page Loc. in this Volume	ITEM DESCRIPTION (ABBREVIATED)	QUESTIONNAIRE LOCATION BY YEAR (FORM, SECTION, AND QUESTION NUMBER)											
			1976	1977	1978	1979	1980	1981	1982	1983	1984	1985	1986	1987

**A01i: DRUGS. Tried to stop** (continued)

04950		TRY STP HER& FL	1B091	1B091	1B091	1B091	1B091	1B091	1B091	1B091	1B091	1B091	1B091	1B091
05500		TRY STP NARC&FL	1B102	1B102	1B102	1B102	1B102	1B102	1B102	1B101	1B101	1B101	1B101	1B101
08910		12MO REDUCE ALCL	3D03A	3D03A	3D03A	3D03A	3D03A	3D03A	3D03A	3D03A	3D03A	3D03A	3D03A	3D03A
08920		12MO REDUCE CIG	3D03B	3D03B	3D03B	3D03B	3D03B	3D03B	3D03B	3D03B	3D03B	3D03B	3D03B	3D03B
08930		12MO REDUCE MARJ	3D03C	3D03C	3D03C	3D03C	3D03C	3D03C	3D03C	3D03C	3D03C	3D03C	3D03C	3D03C
08940		12MO REDUCE PSYC	3D03D	3D03D	3D03D	3D03D	3D03D	3D03D	3D03D	3D03D	3D03D	3D03D	3D03D	3D03D
08950		12MO REDUCE AMPH	3D03E	3D03E	3D03E	3D03E	3D03E	3D03E	3D03E	3D03E	3D03E	3D03E	3D03E	3D03E
08960		12MO REDUCE QUAL	3D03F	3D03F	3D03F	3D03F	3D03F	3D03F	3D03F	3D03F	3D03F	3D03F	3D03F	3D03F
08970		12MO REDUCE B+Q	3D03G	3D03G	3D03G	3D03G*	3D03G	3D03G	3D03G	3D03G	3D03G	3D03G	3D03G	3D03G
08980		12MO REDUCE COKE	3D03H	3D03H	3D03H	3D03H	3D03H	3D03H	3D03H	3D03H	3D03H	3D03H	3D03H	3D03H
08990		12MO REDUCE HRN	3D03I	3D03I	3D03I	3D03I	3D03I	3D03I	3D03I	3D03I	3D03I	3D03I	3D03I	3D03I
09000		12MO REDUCE NARC	3D03J	3D03J	3D03J	3D03J	3D03J	3D03J	3D03J	3D03J	3D03J	3D03J	3D03J	3D03J
09005		12MO REDUCE TRQL	3D03F	3D03F	3D03F	3D03F	3D03F	3D03F	3D03F	3D03F	3D03F	3D03F	3D03F	3D03F

**A01j: DRUGS. Use on doctor's orders?**

02790		DR TOLD TK AMPH	1B042	1B042	1B042	1B042	1B042	1B042	1B049	1B049	1B049	1B049	1B049	1B049
03280		DR TOLD TK BARB	1B056	1B056	1B056	1B056	1B056	1B056	1B063	1B063	1B063	1B063	1B063	1B063
03730		DR TOLD TK TRNQ	1B066	1B066	1B066	1B066	1B066	1B066	1B073	1B073	1B073	1B073	1B073	1B073
05020		DR TOLD TK NARC	1B094	1B094	1B094	1B094	1B094	1B094	1B093	1B093	1B093	1B093	1B093	1B093

**A01k: DRUGS. Bad trip?**

02670		1+ BAD TRIP LSD	1B035	1B035	1B035	1B035	1B035	1B035	1B039	1B039	1B039	1B039	1B039	1B039
-------	--	-----------------	-------	-------	-------	-------	-------	-------	-------	-------	-------	-------	-------	-------

**A01l: DRUGS. Kinds of drugs**

02720		TKN YR,MESCALIN	1B041A	1B041A	1B041A	1B041A	1B041A	1B041A	1B041A	1B045A	1B045A	1B045A	1B045A	1B045A
02730		TKN YR,PEYOTE	1B041B	1B041B	1B041B	1B041B	1B041B	1B041B	1B041B	1B045B	1B045B	1B045B	1B045B	1B045B
02740		TKN YR,PSILOCYB	1B041C	1B041C	1B041C	1B041C	1B041C	1B041C	1B041C	1B045C	1B045C	1B045C	1B045C	1B045C
02750		TKN YR,PCP	1B041D	1B041D	1B041D	1B041D	1B041D	1B041D	1B041D	1B045D	1B045D	1B045D	1B045D	1B045D
02760		TKN YR,CNCT THC	1B041E	1B041E	1B041E	1B041E	1B041E	1B041E	1B041E	1B045E	1B045E	1B045E	1B045E	1B045E
02770		TKN YR,OTH PSYD	1B041F	1B041F	1B041F	1B041F	1B041F	1B041F	1B041F	1B045F	1B045F	1B045F	1B045F	1B045F
02780		TKN YR,DK NAME	1B041G	1B041G	1B041G	1B041G	1B041G	1B041G	1B041G	1B045G	1B045G	1B045G	1B045G	1B045G
03120		TKN YR,BENZDRIN	1B049A	1B049A	1B049A	1B049A	1B049A	1B049A	1B049A	1B056A	1B056A	1B056A	1B056A	1B056A
03130		TKN YR,DEXEDRIN	1B049B	1B049B	1B049B	1B049B	1B049B	1B049B	1B049B	1B056B	1B056B	1B056B	1B056B	1B056B
03140		TKN YR,METHDRIN	1B049C	1B049C	1B049C	1B049C	1B049C	1B049C	1B049C	1B056C	1B056C	1B056C	1B056C	1B056C
03150		TKN YR,RITALIN	1B049D	1B049D	1B049D	1B049D	1B049D	1B049D	1B049D	1B056D	1B056D	1B056D	1B056D	1B056D
03160		TKN YR,PRELUDIN	1B049E	1B049E	1B049E	1B049E	1B049E	1B049E	1B049E	1B056E	1B056E	1B056E	1B056E	1B056E
03170		TKN YR,DEXAMYL	1B049F	1B049F	1B049F	1B049F	1B049F	1B049F	1B049F	1B056F	1B056F	1B056F	1B056F	1B056F
03180		TKN YR,METHAMPH	1B049G	1B049G	1B049G	1B049G	1B049G	1B049G	1B049G	1B056G	1B056G	1B056G	1B056G	1B056G
03185		TKN YR,CRYSMETH	1B049G	1B049G	1B049G	1B049G	1B049G	1B049G	1B049G	1B056G	1B056G	1B056G	1B056G	1B056G
03190		TKN YR,OTH AMPH	1B049H	1B049H	1B049H	1B049H	1B049H	1B049H	1B049H	1B056H	1B056H	1B056H	1B056H	1B056H
03200		TKN YR,DNT KN N	1B049I	1B049I	1B049I	1B049I	1B049I	1B049I	1B049I	1B056I	1B056I	1B056I	1B056I	1B056I
03610		TKN YR,PHNOBARB	1B063A	1B063A	1B063A	1B063A	1B063A	1B063A	1B063A	1B070A	1B070A	1B070A	1B070A	1B070A
03620		TKN YR,SECONAL	1B063B	1B063B	1B063B	1B063B	1B063B	1B063B	1B063B	1B070B	1B070B	1B070B	1B070B	1B070B
03630		TKN YR,TUINAL	1B063C	1B063C	1B063C	1B063C	1B063C	1B063C	1B063C	1B070C	1B070C	1B070C	1B070C	1B070C
03640		TKN YR,NEMBUTAL	1B063D	1B063D	1B063D	1B063D	1B063D	1B063D	1B063D	1B070D	1B070D	1B070D	1B070D	1B070D
03650		TKN YR,LUMINAL	1B063E	1B063E	1B063E	1B063E	1B063E	1B063E	1B063E	1B070E	1B070E	1B070E	1B070E	1B070E
03660		TKN YR,DESBUTAL	1B063F	1B063F	1B063F	1B063F	1B063F	1B063F	1B063F	1B070F	1B070F	1B070F	1B070F	1B070F
03670		TKN YR,AMYTAL	1B063G	1B063G	1B063G	1B063G	1B063G	1B063G	1B063G	1B070G	1B070G	1B070G	1B070G	1B070G
03680		TKN YR,ADRNOCAL	1B063H	1B063H	1B063H	1B063H	1B063H	1B063H	1B063H	1B070H	1B070H	1B070H	1B070H	1B070H
03690		TKN YR,OTH BRBT	1B063I	1B063I	1B063I	1B063I	1B063I	1B063I	1B063I	1B070I	1B070I	1B070I	1B070I	1B070I
03700		TKN YR,DNT KNOW	1B063J	1B063J	1B063J	1B063J	1B063J	1B063J	1B063J	1B070J	1B070J	1B070J	1B070J	1B070J
04070		TKN YR,LIBRIUM	1B073A	1B073A	1B073A	1B073A	1B073A	1B073A	1B073A	1B080A	1B080A	1B080A	1B080A	1B080A
04080		TKN YR,VALIUM	1B073B	1B073B	1B073B	1B073B	1B073B	1B073B	1B073B	1B080B	1B080B	1B080B	1B080B	1B080B
04090		TKN YR,MILTOWN	1B073C	1B073C	1B073C	1B073C	1B073C	1B073C	1B073C	1B080C	1B080C	1B080C	1B080C	1B080C
04100		TKN YR,EQUANIL	1B073D	1B073D	1B073D	1B073D	1B073D	1B073D	1B073D	1B080D	1B080D	1B080D	1B080D	1B080D
04110		TKN YR,MEPRBMTE	1B073E	1B073E	1B073E	1B073E	1B073E	1B073E	1B073E	1B080E	1B080E	1B080E	1B080E	1B080E
04120		TKN YR,SERAX	1B073F	1B073F	1B073F	1B073F	1B073F	1B073F	1B073F	1B080F	1B080F	1B080F	1B080F	1B080F
04130		TKN YR,ATARAX	1B073G	1B073G	1B073G	1B073G	1B073G	1B073G	1B073G	1B080G	1B080G	1B080G	1B080G	1B080G
04140		TKN YR,TRANXENE	1B073H	1B073H	1B073H	1B073H	1B073H	1B073H	1B073H	1B080H	1B080H	1B080H	1B080H	1B080H
04150		TKN YR,VISTARIL	1B073I	1B073I	1B073I	1B073I	1B073I	1B073I	1B073I	1B080I	1B080I	1B080I	1B080I	1B080I
04160		TKN YR,DNT KNW	1B073J	1B073J	1B073J	1B073J	1B073J	1B073J	1B073J	1B080J	1B080J	1B080J	1B080J	1B080J
04531		FRM COKE-POWDER											1B90Aa	1B90Aa
04532		FRM COKE-FRBASE											1B90Ab	1B90Ab
04533		FRM COKE-PASTE											1B90Ac	1B90Ac
04534		FRM COKE-CRACK											1B90Ad	1B90Ad
05400		NARC TKN MTHDNE	1B101A	1B101A	1B101A	1B101A	1B101A	1B101A	1B101A	1B100A	1B100A	1B100A	1B100A	1B100A
05410		NARC TKN OPIUM	1B101B	1B101B	1B101B	1B101B	1B101B	1B101B	1B101B	1B100B	1B100B	1B100B	1B100B	1B100B
05420		NARC TKN MRPHNE	1B101C	1B101C	1B101C	1B101C	1B101C	1B101C	1B101C	1B100C	1B100C	1B100C	1B100C	1B100C
05430		NARC TKN CODEIN	1B101D	1B101D	1B101D	1B101D	1B101D	1B101D	1B101D	1B100D	1B100D	1B100D	1B100D	1B100D
05440		NARC TKN DEMROL	1B101E	1B101E	1B101E	1B101E	1B101E	1B101E	1B101E	1B100E	1B100E	1B100E	1B100E	1B100E
05450		NARC TKN PARGRC	1B101F	1B101F	1B101F	1B101F	1B101F	1B101F	1B101F	1B100F	1B100F	1B100F	1B100F	1B100F
05460		NARC TKN TALWIN	1B101G	1B101G	1B101G	1B101G	1B101G	1B101G	1B101G	1B100G	1B100G	1B100G	1B100G	1B100G
05470		NARC TKN LDANUM	1B101H	1B101H	1B101H	1B101H	1B101H	1B101H	1B101H	1B100H	1B100H	1B100H	1B100H	1B100H
05480		NARC TKN OTHER	1B101I	1B101I	1B101I	1B101I	1B101I	1B101I	1B101I	1B100I	1B100I	1B100I	1B100I	1B100I
05490		NARC TKN DNT KN	1B101J	1B101J	1B101J	1B101J	1B101J	1B101J	1B101J	1B100J	1B100J	1B100J	1B100J	1B100J
30060		CIG BRAND TODAY												

\* = item text changed from previous year



**A01i: DRUGS. Tried to stop** (continued)

**A01j: DRUGS. Use on doctor's orders?**

**A01k: DRUGS. Bad trip?**

**A01I: DRUGS. Kinds of drugs**

02720		TKN YR,MESCALIN	1B045A	1B045A	1B045A	1B045A	1B045A	1B045A	1B045A	1B045A	1B045A	1B045A	1B045A	1B045A
02730		TKN YR,PEYOTE	1B045B	1B045B	1B045B	1B045B	1B045B	1B045B	1B045B	1B045B	1B045B	1B045B	1B045B	1B045B
02740		TKN YR,PSILOCYB	1B045C	1B045C	1B045C	1B045C	1B045C	1B045C	1B045C	1B045C	1B045C	1B045C	1B045C	1B045C
02750		TKN YR,PCP	1B045D	1B045D	1B045D	1B045D	1B045D	1B045D	1B045D	1B045D	1B045D	1B045D	1B045D	1B045D
02760		TKN YR,CNCT THC	1B045E	1B045E	1B045E	1B045E	1B045E	1B045E	1B045E	1B045E	1B045E	1B045E	1B045E	1B045E
02770		TKN YR,OTH PSYD	1B045F	1B045F	1B045F	1B045F	1B045F	1B045F	1B045F	1B045F	1B045F	1B045F	1B045F	1B045F
02780		TKN YR,DK NAME	1B045G	1B045G	1B045G	1B045G	1B045G	1B045G	1B045G	1B045G	1B045G	1B045G	1B045G	1B045G
03120		TKN YR,BENZDRIN	1B056A	1B056A	1B056A	1B056A	1B056A	1B056A	1B056A	1B056A	1B056A	1B056A	1B056A	1B056A
03130		TKN YR,DEXEDRIN	1B056B	1B056B	1B056B	1B056B	1B056B	1B056B	1B056B	1B056B	1B056B	1B056B	1B056B	1B056B
03140		TKN YR,METHDRIN	1B056C	1B056C	1B056C	1B056C	1B056C	1B056C	1B056C	1B056C	1B056C	1B056C	1B056C	1B056C
03150		TKN YR,RITALIN	1B056D	1B056D	1B056D	1B056D	1B056D	1B056D	1B056D	1B056D	1B056D	1B056D	1B056D	1B056D
03160		TKN YR,PRELUDIN	1B056E	1B056E	1B056E	1B056E	1B056E	1B056E	1B056E	1B056E	1B056E	1B056E	1B056E	1B056E
03170		TKN YR,DEXAMYL	1B056F	1B056F	1B056F	1B056F	1B056F	1B056F	1B056F	1B056F	1B056F	1B056F	1B056F	1B056F
03180		TKN YR,METHAMPH	1B056G	1B056G	1B056G	1B056G	1B056G	1B056G	1B056G	1B056G	1B056G	1B056G	1B056G	1B056G
03185		TKN YR,CRYSMETH	1B056H	1B056H	1B056H	1B056H	1B056H	1B056H	1B056H	1B056H	1B056H	1B056H	1B056H	1B056H
03190		TKN YR,OTH AMPH	1B056I	1B056I	1B056I	1B056I	1B056I	1B056I	1B056I	1B056I	1B056I	1B056I	1B056I	1B056I
03200		TKN YR,DNT KN N	1B056J	1B056J	1B056J	1B056J	1B056J	1B056J	1B056J	1B056J	1B056J	1B056J	1B056J	1B056J
03610		TKN YR,PHNOBARB	1B070A	1B070A										
03620		TKN YR,SECONAL	1B070B	1B070B										
03630		TKN YR,TUINAL	1B070C	1B070C										
03640		TKN YR,NEMBUTAL	1B070D	1B070D										
03650		TKN YR,LUMINAL	1B070E	1B070E										
03660		TKN YR,DESBUTAL	1B070F	1B070F										
03670		TKN YR,AMYTAL	1B070G	1B070G										
03680		TKN YR,ADRNOCAL	1B070H	1B070H										
03690		TKN YR,OTH BRBT	1B070I	1B070I										
03700		TKN YR,DNT KNOW	1B070J	1B070J										
04070		TKN YR,LIBRIUM	1B080A	1B080A	1B071A	1B071A	1B071A	1B071A	1B071A	1B071A	1B071A	1B071A	1B071A	1B071A
04080		TKN YR,VALIUM	1B080B	1B080B	1B071B	1B071B	1B071B	1B071B	1B071B	1B071B	1B071B	1B071B	1B071B	1B071B
04090		TKN YR,MILTOWN	1B080C	1B080C	1B071C	1B071C	1B071C	1B071C	1B071C	1B071C	1B071C	1B071C	1B071C	1B071C
04100		TKN YR,EQUANIL	1B080D	1B080D	1B071D	1B071D	1B071D	1B071D	1B071D	1B071D	1B071D	1B071D	1B071D	1B071D
04110		TKN YR,MEPRBMTE	1B080E	1B080E	1B071E	1B071E	1B071E	1B071E	1B071E	1B071E	1B071E	1B071E	1B071E	1B071E
04120		TKN YR,SERAX	1B080F	1B080F	1B071F	1B071F	1B071F	1B071F	1B071F	1B071F	1B071F	1B071F	1B071F	1B071F
04130		TKN YR,ATARAX	1B080G	1B080G	1B071G	1B071G	1B071G	1B071G	1B071G	1B071G	1B071G	1B071G	1B071G	1B071G
04140		TKN YR,TRANXENE	1B080H	1B080H	1B071H	1B071H	1B071H	1B071H	1B071H	1B071H	1B071H	1B071H	1B071H	1B071H
04150		TKN YR,VISTARIL	1B080I	1B080I	1B071I	1B071I	1B071I	1B071I	1B071I	1B071I	1B071I	1B071I	1B071I	1B071I
04160		TKN YR,DNT KNW	1B080J	1B080J	1B071J	1B071J	1B071J	1B071J	1B071J	1B071J	1B071J	1B071J	1B071J	1B071J
04531		FRM COKE-POWDER	1B90Aa	1B90Aa	1B083A	1B083A	1B083A	1B083A	1B083A	1B083A	1B083A	1B083A	1B083A	1B083A
04532		FRM COKE-FRBASE	1B90Ac	1B90Ac	1B083C	1B083C	1B083C	1B083C	1B083C	1B083C	1B083C	1B083C	1B083C	1B083C
04533		FRM COKE-PASTE	1B90Ad	1B90Ad	1B083D	1B083D	1B083D	1B083D	1B083D	1B083D	1B083D	1B083D	1B083D	1B083D
04534		FRM COKE-CRACK	1B90Ab	1B90Ab	1B083B	1B083B	1B083B	1B083B	1B083B	1B083B	1B083B	1B083B	1B083B	1B083B
05400		NARC TKN MTHDNE	1B100A	1B100A	1B094A	1B094A	1B094A	1B094A	1B094A	1B094A	1B094A	1B094A	1B094A	1B094A
05410		NARC TKN OPIUM	1B100B	1B100B	1B094B	1B094B	1B094B	1B094B	1B094B	1B094B	1B094B	1B094B	1B094B	1B094B
05420		NARC TKN MRPHNE	1B100C	1B100C	1B094C	1B094C	1B094C	1B094C	1B094C	1B094C	1B094C	1B094C	1B094C	1B094C
05430		NARC TKN CODEIN	1B100D	1B100D	1B094D	1B094D	1B094D	1B094D	1B094D	1B094D	1B094D	1B094D	1B094D	1B094D
05440		NARC TKN DEMROL	1B100E	1B100E	1B094E	1B094E	1B094E	1B094E	1B094E	1B094E	1B094E	1B094E	1B094E	1B094E
05450		NARC TKN PARGRC	1B100F	1B100F	1B094F	1B094F	1B094F	1B094F	1B094F	1B094F	1B094F	1B094F	1B094F	1B094F
05460		NARC TKN TALWIN	1B100G	1B100G	1B094G	1B094G	1B094G	1B094G	1B094G	1B094G	1B094G	1B094G	1B094G	1B094G
05470		NARC TKN LDANUM	1B100H	1B100H	1B094H	1B094H	1B094H	1B094H	1B094H	1B094H	1B094H	1B094H	1B094H	1B094H
05480		NARC TKN OTHER	1B100I	1B100I	1B094I	1B094I	1B094I	1B094I	1B094I	1B094I	1B094I	1B094I	1B094I	1B094I
05490		NARC TKN DNT KN	1B100J	1B100J	1B094J	1B094J	1B094J	1B094J	1B094J	1B094J	1B094J	1B094J	1B094J	1B094J
30060		CIG BRAND TODAY										6B05		



[illegible]



[illegible]



**A02b: DRUGS. Exposure to users (continued)**

**A02c: DRUGS. Exposure through the media**

### A03a: DRUGS. Availability

**A03b: DRUGS. Purchase**

[illegible]



Item Refer- ence Number	Page Loc. in this Volume	ITEM DESCRIPTION (ABBREVIATED)	QUESTIONNAIRE LOCATION BY YEAR (FORM, SECTION, AND QUESTION NUMBER)											
			1988	1989	1990	1991	1992	1993	1994	1995	1996	1997	1998	1999

## A02b: DRUGS. Exposure to users (continued)

20640		12MO NR OTH TRQL	3A29F	3A29F	3A28F	3A28F	3A28F	3A28F	3A28F	3A28F	3A28F	3A28F	3A28F	3A28F
20650		12MO NR OTH COKE	3A29G	3A29G	3A28G	3A28G	3A28G	3A28G	3A28G	3A28G	3A28G	3A28G	3A28G	3A28G
20660		12MO NR OTH HRN	3A29H	3A29H	3A28H	3A28H	3A28H	3A28H	3A28H	3A28H	3A28H	3A28H	3A28H	3A28H
20670		12MO NR OTH NARC	3A29I	3A29I	3A28I	3A28I	3A28I	3A28I	3A28I	3A28I	3A28I	3A28I	3A28I	3A28I
20680		12MO NR OTH ALCL	3A29J	3A29J	3A28J	3A28J	3A28J	3A28J	3A28J	3A28J	3A28J	3A28J	3A28J	3A28J
21920		PARTY-ONE HI ALC	5E08B	5E08B	5E09B	5E09B	5E09B	5E09B	5E09B	5E09B	5E09B	5E09B	5E09B	5E09B
21930		PARTY-OTH HI ALC	5E08C	5E08C	5E09C	5E09C	5E09C	5E09C	5E09C	5E09C	5E09C	5E09C	5E09C	5E09C
21950		PARTY-PRESS ALCL	5E08E	5E08E	5E09E	5E09E	5E09E	5E09E	5E09E	5E09E	5E09E	5E09E	5E09E	5E09E
21960		PARTY-PRS HI ALC	5E08F	5E08F	5E09F	5E09F	5E09F	5E09F	5E09F	5E09F	5E09F	5E09F	5E09F	5E09F
21970		PARTY-ONE HI MJ	5E08G	5E08G	5E09G	5E09G	5E09G	5E09G	5E09G	5E09G	5E09G	5E09G	5E09G	5E09G
21980		PARTY-OTH HI MJ	5E08H	5E08H	5E09H	5E09H	5E09H	5E09H	5E09H	5E09H	5E09H	5E09H	5E09H	5E09H
22000		PARTY-PRESS MJ	5E08J	5E08J	5E09J	5E09J	5E09J	5E09J	5E09J	5E09J	5E09J	5E09J	5E09J	5E09J
22010		PARTY-ONE HI OTD	5E08K	5E08K	5E09K	5E09K	5E09K	5E09K	5E09K	5E09K	5E09K	5E09K	5E09K	5E09K
22020		PARTY-OTH HI OTD	5E08L	5E08L	5E09L	5E09L	5E09L	5E09L	5E09L	5E09L	5E09L	5E09L	5E09L	5E09L
22040		PARTY-PRESS OTDG	5E08N	5E08N	5E09N	5E09N	5E09N	5E09N	5E09N	5E09N	5E09N	5E09N	5E09N	5E09N

## A02c: DRUGS. Exposure through the media

30360		SMKRS MOVIE THTR										6D06	6D06	6D06
30370		SMKRS MOVIE HOME										6D07	6D07	6D07

## A03a: DRUGS. Availability

06750		EASY GT MARIJUA			1A013A	1A013A	1A013A	1A013A	1A013A	1A013A	1A013A	1A013A	1A013A	1A013A
06750		EASY GT MARIJUAN	2A21A	2A21A	2A21A	2A21A	2A21A	2A21A	2A21A	2A21A	2A21A	2A21A	2A21A	2A21A
06750		EASY GT MARIJUAN			3A30A	3A30A	3A30A	3A30A	3A30A	3A30A	3A30A	3A30A	3A30A	3A30A
06750		EASY GT MARIJUAN		6A18A	6A18A	6A20A	6A20A	6A20A	6A20A	6A21A	6A21A	6A19A	6A19A	6A19A
06760		EASY GT LSD	2A21B	2A21B	2A21B	2A21B	2A21B	2A21B	2A21B	2A21B	2A21B	2A21B	2A21B	2A21B
06760		EASY GT LSD		6A18B	6A18B	6A20B	6A20B	6A20B	6A21B	6A21B	6A21B	6A19B	6A19B	6A19B
06770		EASY GT PSYDELIC	2A21C	2A21C	2A21C	2A21C	2A21C	2A21C	2A21C	2A21C	2A21C	2A21C	2A21C	2A21C
06771		EASY GT PCP	2E07C	2E07C	2E07C	2E09C	2E09C	2E09C	2E09C	2E09C	2E09C	2E09C	2E09C	2E09C
06771		EASY GT PCP		6A18C	6A18C	6A20C	6A20C	6A20C	6A21C	6A21C	6A21C	6A19C	6A19C	6A19C
06780		EASY GT AMPHTMNS	2A21D	2A21D	2A21D	2A21D	2A21D	2A21D	2A21D	2A21D	2A21D	2A21D	2A21D	2A21D
06780		EASY GT AMPHTMNS		6A18E	6A18E	6A20E	6A20E	6A20E	6A21E	6A21E	6A21E	2A21E	2A21E	2A21E
06790		EASY GT BBTUATES	2A21E	2A21E	2A21E	2A21E	2A21E	2A21E	2A21E	2A21E	2A21E	2A21E	2A21E	2A21E
06790		EASY GT BBTUATES		6A18F	6A18F	6A20F	6A20F	6A20F	6A21F	6A21F	6A21F	2A21F	2A21F	2A21F
06800		EASY GT TRANQLIZ	2A21F	2A21F	2A21F	2A21F	2A21F	2A21F	2A21F	2A21F	2A21F	2A21F	2A21F	2A21F
06800		EASY GT TRANQLIZ		6A18G	6A18G	6A20G	6A20G	6A20G	6A21G	6A21G	6A21G	2A21G	2A21G	2A21G
06810		EASY GT COCAINE	2A21G	2A21G	2A21G	2A21G	2A21G	2A21G	2A21G	2A21G	2A21G	2A21G	2A21G	2A21G
06811		EASY GT CRACK		1A013B	1A013B	1A013B	1A013B	1A013B	1A013B	1A013B	1A013B	1A013B	1A013B	1A013B
06811		EASY GT CRACK	2E07A	2E07A	2E07A	2E09A	2E09A	2E09A	2E09A	2E09A	2E09A	2E09A	2E09A	2E09A
06811		EASY GT CRACK		3A30B	3A30B	3A30B	3A30B	3A30B	3A30B	3A30B	3A30B	3A30B	3A30B	3A30B
06811		EASY GT CRACK		6A18H	6A18H	6A20H	6A20H	6A20H	6A21H	6A21H	6A21H	2A21H	2A21H	2A21H
06812		EASY GT COK PWD		1A013C	1A013C	1A013C	1A013C	1A013C	1A013C	1A013C	1A013C	1A013C	1A013C	1A013C
06812		EASY GT COK PWDR	2E07B	2E07B	2E07B	2E09B	2E09B	2E09B	2E09B	2E09B	2E09B	2E09B	2E09B	2E09B
06812		EASY GT COK PWDR		3A30C	3A30C	3A30C	3A30C	3A30C	3A30C	3A30C	3A30C	3A30C	3A30C	3A30C
06812		EASY GT COK PWDR		6A18I	6A18I	6A20I	6A20I	6A20I	6A21I	6A21I	6A21I	2A21I	2A21I	2A21I
06820		EASY GT HEROIN	2A21H	2A21H	2A21H	2A21H	2A21H	2A21H	2A21H	2A21H	2A21H	2A21H	2A21H	2A21H
06820		EASY GT HEROIN		6A18J	6A18J	6A20J	6A20J	6A20J	6A21J	6A21J	6A21J	2A21J	2A21J	2A21J
06830		EASY GT NARCOTIC	2A21I	2A21I	2A21I	2A21I	2A21I	2A21I	2A21I	2A21I	2A21I	2A21I	2A21I	2A21I
06830		EASY GT NARCOTIC		6A18K	6A18K	6A20K	6A20K	6A20K	6A21K	6A21K	6A21K	2E09D	2E09D	2E09D
22350		EASY GT NITRITES	2E07D	2E07D	2E07D	2E09D	2E09D	2E09D	2E09D	2E09D	2E09D	2E09D	2E09D	2E09D
23050		EASY GT MDMA	6A18D	6A18D	6A18D	6A20D	6A20D	6A20D	6A21D	6A21D	6A21D	6A19D	6A19D	6A19D
23060		EASY GT STEROIDS			2E09F	2E09F	2E09F	2E09F	2E09F	2E09F	2E09F	2E09F	2E09F	2E09F
23060		EASY GT STEROIDS		6A15P	6A18M	6A20M	6A20M	6A20M	6A21M	6A21M	6A21M	6A19F	6A19F	6A19F
23610		FRQ SELL DRUGS			6A15P	6A17P	6A17P	6A17P	6A18P	6A18P	6A18P			
24410		EASY GT ICE			2E07E	2E09E	2E09E	2E09E	2E09E	2E09E	2E09E	2E09E	2E09E	2E09E
24410		EASY GT ICE			6A18L	6A20L	6A20L	6A20L	6A21L	6A21L	6A21L	6A19E	6A19E	6A19E
25820		ILL DRG SOLD@SCH					6A14	6A14	6A15	6A15	6A15	6A14	6A14	6A14
30880		DRG SL NBHD/12MO												4D20
30950		EASY GT ALCOHOL												6A19G

## A03b: DRUGS. Purchase

29970		CIG HOW BUY-FRND										6B03A	6B03A	6B03A
29980		CIG HOW BUY-VEND										6B03B	6B03B	6B03B
29990		CIG HOW BUY-MAIL										6B03C	6B03C	6B03C
30000		CIG HOW BUY-PKUP										6B03D	6B03D	6B03D
30010		CIG HOW BUY-CLRK										6B03E	6B03E	6B03E
30020		CIG WHERE-SUPMKT										6B04A	6B04A	6B04A
30030		CIG WHERE-SMLGRC										6B04B	6B04B	6B04B
30040		CIG WHERE-DRGST										6B04C	6B04C	6B04C
30050		CIG WHERE-CNVGAS										6B04D	6B04D	6B04D
30070		CIG PROOF OF AGE										6B06	6B06	6B06
30080		CIG SHOW ID/SELL										6B06A	6B06A	6B06A
30090		CIG STORE BUY<20										6B07	6B07	6B07



## MONITORING THE FUTURE

Item Refer- ence Number	Page Loc. in this Volume	ITEM DESCRIPTION (ABBREVIATED)	QUESTIONNAIRE LOCATION BY YEAR (FORM, SECTION, AND QUESTION NUMBER)											
			1976	1977	1978	1979	1980	1981	1982	1983	1984	1985	1986	1987

## A04a: DRUGS. Expected future use among all respondents

01710		NO SMK IN 5 YR	1B006	1B006	1B006	1B006	1B006	1B006	1B006	1B006	1B006	1B006	1B006	1B006
01710		NO SMK IN 5 YR												
02030		NO ALC IN 5 YR	1B017	1B017	1B017	1B017	1B017	1B017	1B017	1B017	1B017	1B017	1B017	1B017
02390		NO MJ/HSN IN5YR	1B028	1B028	1B028	1B028	1B028	1B028	1B032	1B032	1B032	1B032	1B032	1B032
02690		NO LSD IN 5 YRS	1B037	1B037	1B037	1B037	1B037	1B037	1B041	1B041	1B041	1B041	1B041	1B041
03250		NO AMPH IN 5YR	1B052	1B052	1B052	1B052	1B052	1B052	1B059	1B059	1B059	1B059	1B059	1B059
03720		NO BARB IN 5YR	1B065	1B065	1B065	1B065	1B065	1B065	1B072	1B072	1B072	1B072	1B072	1B072
04180		NO TRNQ IN 5YR	1B075	1B075	1B075	1B075	1B075	1B075	1B082	1B082	1B082	1B082	1B082	1B082
04600		NO COKE IN 5YR	1B084	1B084	1B084	1B084	1B084	1B084	1B091	1B091	1B091	1B091	1B091	1B091
05010		NO HER IN 5 YR	1B093	1B093	1B093	1B093	1B093	1B093						
05560		NO NARC IN 5YR	1B104	1B104	1B104	1B104	1B104	1B104	1B103	1B103	1B103	1B103	1B103	1B103
09010		NXT 12MOS USE MJ		3D04	3D04	3D04	3D04	3D04						
23820		CIGS IN NXT 3MOS												
23830		ALCOHOL NXT 3MOS												
23840		MARIJ NEXT 3MOS												
23850		CRACK NEXT 3MOS												
23860		COK PWD NXT 3MOS												
23870		OTH DRG NXT 3MOS												
23880		STEROID NXT 3MOS												
24000		NXT 12M USE CRCK												
24190		NXT 12M USE PWDR												
24440		FUTR SMOKE CIGS												
24450		FUTR DRINK ALCOL												
24460		FUTR TRY/USE MJ												
24470		FUTR TRY/USE CRK												
24480		FUTR TRY/US COKP												
24490		FUTR TR/U OTH DG												
30130		NEVER CIG ADDICT												
30140		QUIT CIG WN WANT												
30150		SMK -DANGER QUIT												
30290		ANTISMK ADS-LKLY												

## A04b: DRUGS. Expected future use among nonusers

30120		START SMK THISYR												
-------	--	------------------	--	--	--	--	--	--	--	--	--	--	--	--

## A05a: DRUGS. Conditions of use -- Alone

01720		#X/YR ALC ALONE	1B008A	1B008A	1B008A	1B008A	1B008A	1B008A	1B008A	1B008A	1B008A	1B008A	1B008A	1B008A
02100		#X/YR MJ ALONE	1B020A	1B020A	1B020A	1B020A	1B020A	1B020A	1B020A	1B020A	1B020A	1B020A	1B020A	1B020A
02400		#X/YR LSD ALONE	1B030A	1B030A	1B030A	1B030A	1B030A	1B030A	1B034A	1B034A	1B034A	1B034A	1B034A	1B034A
02800		#X/YR AMPH ALNE	1B044A	1B044A	1B044A	1B044A	1B044A	1B044A	1B051A	1B051A	1B051A	1B051A	1B051A	1B051A
03290		#X/YR BRBT ALNE	1B058A	1B058A	1B058A	1B058A	1B058A	1B058A	1B065A	1B065A	1B065A	1B065A	1B065A	1B065A
03740		#X/YR TRQL ALNE	1B068A	1B068A	1B068A	1B068A	1B068A	1B068A	1B075A	1B075A	1B075A	1B075A	1B075A	1B075A
04190		#X/YR COKE ALNE	1B077A	1B077A	1B077A	1B077A	1B077A	1B077A	1B084A	1B084A	1B084A	1B084A	1B084A	1B084A
04610		#X/YR HER ALONE	1B086A	1B086A	1B086A	1B086A	1B086A	1B086A						
05030		#X/YR NARC ALNE	1B096A	1B096A	1B096A	1B096A	1B096A	1B096A	1B095A	1B095A	1B095A	1B095A	1B095A	1B095A

## A05b: DRUGS. Conditions of use -- With others

01730		#X/YR ALC-2 PPL	1B008B	1B008B	1B008B	1B008B	1B008B	1B008B	1B008B	1B008B	1B008B	1B008B	1B008B	1B008B
01750		#X/YR ALC-DT/SP	1B008D	1B008D	1B008D	1B008D	1B008D	1B008D	1B008D	1B008D	1B008D	1B008D	1B008D	1B008D
01760		#X/YR ALC-ADLTS	1B008E	1B008E	1B008E	1B008E	1B008E	1B008E	1B008E	1B008E	1B008E	1B008E	1B008E	1B008E
02110		#X/YR MJ-2 PPL	1B020B	1B020B	1B020B	1B020B	1B020B	1B020B	1B020B	1B020B	1B020B	1B020B	1B020B	1B020B
02130		#X/YR MJ-DT/SP	1B020D	1B020D	1B020D	1B020D	1B020D	1B020D	1B020D	1B020D	1B020D	1B020D	1B020D	1B020D
02140		#X/YR MJ-ADLTS	1B020E	1B020E	1B020E	1B020E	1B020E	1B020E	1B020E	1B020E	1B020E	1B020E	1B020E	1B020E
02410		#X/YR LSD-2 PPL	1B030B	1B030B	1B030B	1B030B	1B030B	1B030B	1B034B	1B034B	1B034B	1B034B	1B034B	1B034B
02430		#X/YR LSD-DT/SP	1B030D	1B030D	1B030D	1B030D	1B030D	1B030D	1B034D	1B034D	1B034D	1B034D	1B034D	1B034D
02440		#X/YR LSD-ADLTS	1B030E	1B030E	1B030E	1B030E	1B030E	1B030E	1B034E	1B034E	1B034E	1B034E	1B034E	1B034E
02810		#X/YR AMPH-2PPL	1B044B	1B044B	1B044B	1B044B	1B044B	1B044B	1B051B	1B051B	1B051B	1B051B	1B051B	1B051B
02830		#X/YR AMPH-DT/S	1B044D	1B044D	1B044D	1B044D	1B044D	1B044D	1B051D	1B051D	1B051D	1B051D	1B051D	1B051D
02840		#X/YR AMPH-ADLT	1B044E	1B044E	1B044E	1B044E	1B044E	1B044E	1B051E	1B051E	1B051E	1B051E	1B051E	1B051E
03300		#X/YR BRBT-2PPL	1B058B	1B058B	1B058B	1B058B	1B058B	1B058B	1B065B	1B065B	1B065B	1B065B	1B065B	1B065B
03320		#X/YR BRBT-DT/S	1B058D	1B058D	1B058D	1B058D	1B058D	1B058D	1B065D	1B065D	1B065D	1B065D	1B065D	1B065D
03330		#X/YR BRBT-ADLT	1B058E	1B058E	1B058E	1B058E	1B058E	1B058E	1B065E	1B065E	1B065E	1B065E	1B065E	1B065E
03750		#X/YR TRQL-2PPL	1B068B	1B068B	1B068B	1B068B	1B068B	1B068B	1B075B	1B075B	1B075B	1B075B	1B075B	1B075B
03770		#X/YR TRQL-DT/S	1B068D	1B068D	1B068D	1B068D	1B068D	1B068D	1B075D	1B075D	1B075D	1B075D	1B075D	1B075D
03780		#X/YR TRQL-ADLT	1B068E	1B068E	1B068E	1B068E	1B068E	1B068E	1B075E	1B075E	1B075E	1B075E	1B075E	1B075E
04200		#X/YR COKE-2PPL	1B077B	1B077B	1B077B	1B077B	1B077B	1B077B	1B084B	1B084B	1B084B	1B084B	1B084B	1B084B
04220		#X/YR COKE-DT/S	1B077D	1B077D	1B077D	1B077D	1B077D	1B077D	1B084D	1B084D	1B084D	1B084D	1B084D	1B084D
04230		#X/YR COKE-ADLT	1B077E	1B077E	1B077E	1B077E	1B077E	1B077E	1B084E	1B084E	1B084E	1B084E	1B084E	1B084E
04620		#X/YR HER-2 PPL	1B086B	1B086B	1B086B	1B086B	1B086B	1B086B						
04640		#X/YR HER-DA/SP	1B086D	1B086D	1B086D	1B086D	1B086D	1B086D						
04650		#X/YR HER-ADULT	1B086E	1B086E	1B086E	1B086E	1B086E	1B086E						
05040		#X/YR NARC-2PPL	1B096B	1B096B	1B096B	1B096B	1B096B	1B096B	1B095B	1B095B	1B095B	1B095B	1B095B	1B095B
05060		#X/YR NARC-DT/S	1B096D	1B096D	1B096D	1B096D	1B096D	1B096D	1B095D	1B095D	1B095D	1B095D	1B095D	1B095D
05070		#X/YR NARC-ADLT	1B096E	1B096E	1B096E	1B096E	1B096E	1B096E	1B095E	1B095E	1B095E	1B095E	1B095E	1B095E



## 277

**A04a: DRUGS. Expected future use among all respondents**

**A04b: DRUGS. Expected future use among nonusers**

**A05a: DRUGS. Conditions of use -- Alone**

**A05b: DRUGS. Conditions of use -- With others**

01730		#X/YR ALC-2 PPL	1B008B	1B008B	1B008B	1B008B	1B008B	1B008B	1B008B	1B008B	1B008B	1B008B	1B008B	1B008B	1B008B
01750		#X/YR ALC-DT/SP	1B008D	1B008D	1B008D	1B008D	1B008D	1B008D	1B008D	1B008D	1B008D	1B008D	1B008D	1B008D	1B008D
01760		#X/YR ALC-ADLTs	1B008E	1B008E	1B008E	1B008E	1B008E	1B008E	1B008E	1B008E	1B008E	1B008E	1B008E	1B008E	1B008E
02110		#X/YR MJ-2 PPL	1B020B	1B020B	1B020B	1B020B	1B020B	1B020B	1B020B	1B020B	1B020B	1B020B	1B020B	1B020B	1B020B
02130		#X/YR MJ-DT/SP	1B020D	1B020D	1B020D	1B020D	1B020D	1B020D	1B020D	1B020D	1B020D	1B020D	1B020D	1B020D	1B020D
02140		#X/YR MJ-ADLTs	1B020E	1B020E	1B020E	1B020E	1B020E	1B020E	1B020E	1B020E	1B020E	1B020E	1B020E	1B020E	1B020E
02410		#X/YR LSD-2 PPL	1B034B	1B034B	1B034B	1B034B	1B034B	1B034B	1B034B	1B034B	1B034B	1B034B	1B034B	1B034B	1B034B
02430		#X/YR LSD-DT/SP	1B034D	1B034D	1B034D	1B034D	1B034D	1B034D	1B034D	1B034D	1B034D	1B034D	1B034D	1B034D	1B034D
02440		#X/YR LSD-ADLTs	1B034E	1B034E	1B034E	1B034E	1B034E	1B034E	1B034E	1B034E	1B034E	1B034E	1B034E	1B034E	1B034E
02810		#X/YR AMPH-2PPL	1B051B	1B051B	1B051B	1B051B	1B051B	1B051B	1B051B	1B051B	1B051B	1B051B	1B051B	1B051B	1B051B
02830		#X/YR AMPH-DT/S	1B051D	1B051D	1B051D	1B051D	1B051D	1B051D	1B051D	1B051D	1B051D	1B051D	1B051D	1B051D	1B051D
02840		#X/YR AMPH-ADLT	1B051E	1B051E	1B051E	1B051E	1B051E	1B051E	1B051E	1B051E	1B051E	1B051E	1B051E	1B051E	1B051E
03300		#X/YR BRBT-2PPL	1B065B	1B065B											
03320		#X/YR BRBT-DT/S	1B065D	1B065D											
03330		#X/YR BRBT-ADLT	1B065E	1B065E											
03750		#X/YR TRQL-2PPL	1B075B	1B075B	1B066B	1B066B	1B066B	1B066B	1B066B	1B066B	1B066B	1B066B	1B066B	1B066B	1B066B
03770		#X/YR TRQL-DT/S	1B075D	1B075D	1B066D	1B066D	1B066D	1B066D	1B066D	1B066D	1B066D	1B066D	1B066D	1B066D	1B066D
03780		#X/YR TRQL-ADLT	1B075E	1B075E	1B066E	1B066E	1B066E	1B066E	1B066E	1B066E	1B066E	1B066E	1B066E	1B066E	1B066E
04200		#X/YR COKE-2PPL	1B086B	1B086B	1B077B	1B077B	1B077B	1B077B	1B077B	1B077B	1B077B	1B077B	1B077B	1B077B	1B077B
04220		#X/YR COKE-DT/S	1B086D	1B086D	1B077D	1B077D	1B077D	1B077D	1B077D	1B077D	1B077D	1B077D	1B077D	1B077D	1B077D
04230		#X/YR COKE-ADLT	1B086E	1B086E	1B077E	1B077E	1B077E	1B077E	1B077E	1B077E	1B077E	1B077E	1B077E	1B077E	1B077E
04620		#X/YR HER-2 PPL													
04640		#X/YR HER-DA/SP													
04650		#X/YR HER-ADULT													
05040		#X/YR NARC-2PPL	1B095B	1B095B	1B089B	1B089B	1B089B	1B089B	1B089B	1B089B	1B089B	1B089B	1B089B	1B089B	1B089B
05060		#X/YR NARC-DT/S	1B095D	1B095D	1B089D	1B089D	1B089D	1B089D	1B089D	1B089D	1B089D	1B089D	1B089D	1B089D	1B089D
05070		#X/YR NARC-ADLT	1B095E	1B095E	1B089E	1B089E	1B089E	1B089E	1B089E	1B089E	1B089E	1B089E	1B089E	1B089E	1B089E



Item Refer- ence Number	Page Loc. in this Volume	ITEM DESCRIPTION (ABBREVIATED)	QUESTIONNAIRE LOCATION BY YEAR (FORM, SECTION, AND QUESTION NUMBER)											
			1976	1977	1978	1979	1980	1981	1982	1983	1984	1985	1986	1987

## A05c: DRUGS. Settings of use (at school, at home, etc.)

01740		#X/YR ALC@PARTY	1B008C	1B008C	1B008C	1B008C	1B008C	1B008C	1B008C	1B008C	1B008C	1B008C	1B008C	1B008C
01770		#X/YR ALC-DATIM	1B008F	1B008F	1B008F	1B008F	1B008F	1B008F	1B008F	1B008F	1B008F	1B008F	1B008F	1B008F
01780		#X/YR ALC@HOME	1B008G	1B008G	1B008G	1B008G	1B008G	1B008G	1B008G	1B008G	1B008G	1B008G	1B008G	1B008G
01790		#X/YR ALC@SCHL	1B008H	1B008H	1B008H	1B008H	1B008H	1B008H	1B008H	1B008H	1B008H	1B008H	1B008H	1B008H
01810		#X/YR ALCIN CAR	1B008I	1B008I	1B008I	1B008I	1B008I	1B008I	1B008I	1B008I	1B008I	1B008I	1B008I	1B008I
02120		#X/YR MJ@PARTY	1B020C	1B020C	1B020C	1B020C	1B020C	1B020C	1B020C	1B020C	1B020C	1B020C	1B020C	1B020C
02150		#X/YR MJ-DATIME	1B020F	1B020F	1B020F	1B020F	1B020F	1B020F	1B020F	1B020F	1B020F	1B020F	1B020F	1B020F
02160		#X/YR MJ@HOME	1B020G	1B020G	1B020G	1B020G	1B020G	1B020G	1B020G	1B020G	1B020G	1B020G	1B020G	1B020G
02170		#X/YR MJ@SCHL	1B020H	1B020H	1B020H	1B020H	1B020H	1B020H	1B020H	1B020H	1B020H	1B020H	1B020H	1B020H
02190		#X/YR MJIN CAR	1B020I	1B020I	1B020I	1B020I	1B020I	1B020I	1B020I	1B020I	1B020I	1B020I	1B020I	1B020I
02420		#X/YR LSD@PARTY	1B030C	1B030C	1B030C	1B030C	1B030C	1B030C	1B030C	1B034C	1B034C	1B034C	1B034C	1B034C
02450		#X/YR LSD-DATIM	1B030F	1B030F	1B030F	1B030F	1B030F	1B030F	1B030F	1B034F	1B034F	1B034F	1B034F	1B034F
02460		#X/YR LSD@HOME	1B030G	1B030G	1B030G	1B030G	1B030G	1B030G	1B030G	1B034G	1B034G	1B034G	1B034G	1B034G
02470		#X/YR LSD@SCHL	1B030H	1B030H	1B030H	1B030H	1B030H	1B030H	1B030H	1B034H	1B034H	1B034H	1B034H	1B034H
02490		#X/YR LSDIN CAR	1B030I	1B030I	1B030I	1B030I	1B030I	1B030I	1B030I	1B034I	1B034I	1B034I	1B034I	1B034I
02820		#X/YR AMPH@PRTY	1B044C	1B044C	1B044C	1B044C	1B044C	1B044C	1B044C	1B051C	1B051C	1B051C	1B051C	1B051C
02850		#X/YR AMPH-DATM	1B044F	1B044F	1B044F	1B044F	1B044F	1B044F	1B044F	1B051F	1B051F	1B051F	1B051F	1B051F
02860		#X/YR AMPH@HOME	1B044G	1B044G	1B044G	1B044G	1B044G	1B044G	1B044G	1B051G	1B051G	1B051G	1B051G	1B051G
02880		#X/YR AMPH@SCHL	1B044H	1B044H	1B044H	1B044H	1B044H	1B044H	1B044H	1B051H	1B051H	1B051H	1B051H	1B051H
02890		#X/YR AMPH@CAR	1B044I	1B044I	1B044I	1B044I	1B044I	1B044I	1B044I	1B051I	1B051I	1B051I	1B051I	1B051I
03310		#X/YR BRBT@PRTY	1B058C	1B058C	1B058C	1B058C	1B058C	1B058C	1B058C	1B065C	1B065C	1B065C	1B065C	1B065C
03340		#X/YR BRBT-DATM	1B058F	1B058F	1B058F	1B058F	1B058F	1B058F	1B058F	1B065F	1B065F	1B065F	1B065F	1B065F
03350		#X/YR BRBT@HOME	1B058G	1B058G	1B058G	1B058G	1B058G	1B058G	1B058G	1B065G	1B065G	1B065G	1B065G	1B065G
03360		#X/YR BRBT@SCHL	1B058H	1B058H	1B058H	1B058H	1B058H	1B058H	1B058H	1B065H	1B065H	1B065H	1B065H	1B065H
03380		#X/YR BRBT@CAR	1B058I	1B058I	1B058I	1B058I	1B058I	1B058I	1B058I	1B065I	1B065I	1B065I	1B065I	1B065I
03760		#X/YR TRQL@PRTY	1B068C	1B068C	1B068C	1B068C	1B068C	1B068C	1B068C	1B075C	1B075C	1B075C	1B075C	1B075C
03790		#X/YR TRQL-DATM	1B068F	1B068F	1B068F	1B068F	1B068F	1B068F	1B068F	1B075F	1B075F	1B075F	1B075F	1B075F
03800		#X/YR TRQL@HOME	1B068G	1B068G	1B068G	1B068G	1B068G	1B068G	1B068G	1B075G	1B075G	1B075G	1B075G	1B075G
03810		#X/YR TRQL@SCHL	1B068H	1B068H	1B068H	1B068H	1B068H	1B068H	1B068H	1B075H	1B075H	1B075H	1B075H	1B075H
03830		#X/YR TRQL@CAR	1B068I	1B068I	1B068I	1B068I	1B068I	1B068I	1B068I	1B075I	1B075I	1B075I	1B075I	1B075I
04210		#X/YR COKE@PRTY	1B077C	1B077C	1B077C	1B077C	1B077C	1B077C	1B077C	1B084C	1B084C	1B084C	1B084C	1B086C
04240		#X/YR COKE-DATM	1B077F	1B077F	1B077F	1B077F	1B077F	1B077F	1B077F	1B084F	1B084F	1B084F	1B084F	1B086F
04250		#X/YR COKE@HOME	1B077G	1B077G	1B077G	1B077G	1B077G	1B077G	1B077G	1B084G	1B084G	1B084G	1B084G	1B086G
04260		#X/YR COKE@SCHL	1B077H	1B077H	1B077H	1B077H	1B077H	1B077H	1B077H	1B084H	1B084H	1B084H	1B084H	1B086H
04280		#X/YR COKE@CAR	1B077I	1B077I	1B077I	1B077I	1B077I	1B077I	1B077I	1B084I	1B084I	1B084I	1B084I	1B086I
04630		#X/YR HER@PARTY	1B086C	1B086C	1B086C	1B086C	1B086C	1B086C	1B086C					
04660		#X/YR HER-DATIM	1B086F	1B086F	1B086F	1B086F	1B086F	1B086F	1B086F					
04670		#X/YR HER@HOME	1B086G	1B086G	1B086G	1B086G	1B086G	1B086G	1B086G					
04680		#X/YR HER@SCHL	1B086H	1B086H	1B086H	1B086H	1B086H	1B086H	1B086H					
04700		#X/YR HER@CAR	1B086I	1B086I	1B086I	1B086I	1B086I	1B086I	1B086I					
05050		#X/YR NARC@PRTY	1B096C	1B096C	1B096C	1B096C	1B096C	1B096C	1B096C	1B095C	1B095C	1B095C	1B095C	1B095C
05080		#X/YR NARC-DATM	1B096F	1B096F	1B096F	1B096F	1B096F	1B096F	1B096F	1B095F	1B095F	1B095F	1B095F	1B095F
05090		#X/YR NARC@HOME	1B096G	1B096G	1B096G	1B096G	1B096G	1B096G	1B096G	1B095G	1B095G	1B095G	1B095G	1B095G
05100		#X/YR NARC@SCHL	1B096H	1B096H	1B096H	1B096H	1B096H	1B096H	1B096H	1B095H	1B095H	1B095H	1B095H	1B095H
05120		#X/YR NARC @CAR	1B096I	1B096I	1B096I	1B096I	1B096I	1B096I	1B096I	1B095I	1B095I	1B095I	1B095I	1B095I
21940		PARTY-YOU HI ALC									5E08D	5E08D	5E08D	5E08D
21990		PARTY-YOU HI MJ									5E08I	5E08I	5E08I	5E08I
22030		PARTY-YOU HI OTD									5E08M	5E08M	5E08M	5E08M
22060		PRF PTY-U HI ALC									5E09B	5E09B	5E09B	5E09B
22080		PRF PTY-U USE MJ									5E09D	5E09D	5E09D	5E09D
22100		PR PTY-U USE OTD									5E09F	5E09F	5E09F	5E09F
25690		4WKS ALC@SCHOOL												
25700		4WKS MJ/OTD@SCHL												
25710		4WKS TOBACCO@SCH												
30910		#X/YR ALC@PARK/B												
30920		#X/YR ALC@BAR/RT												
30930		#X/YR MJ@PARK/BH												

## A05d: DRUGS. Mode of drug administration

03210		MTHD AMPH-MOUTH	1B050A	1B050A	1B050A	1B050A	1B050A	1B050A	1B050A	1B057A	1B057A	1B057A	1B057A	1B057A
03215		MTHD AMPH-SMOKG												
03220		MTHD AMPH-INJCT	1B050B	1B050B	1B050B	1B050B	1B050B	1B050B	1B050B	1B057B	1B057B	1B057B	1B057B	1B057B
03230		MTHD AMPH-OTHER	1B050C	1B050C	1B050C	1B050C	1B050C	1B050C	1B050C	1B057C	1B057C	1B057C	1B057C	1B057C
04550		MTHD COKE SNORT	1B083A	1B083A	1B083A	1B083A	1B083A	1B083A	1B083A	1B090A	1B090A	1B090A	1B090A	1B090A
04560		MTHD COKE-SMOKE	1B083B	1B083B	1B083B	1B083B	1B083B	1B083B	1B083B	1B090B	1B090B	1B090B	1B090B	1B090B
04570		MTHD COKE-INJCT	1B083C	1B083C	1B083C	1B083C	1B083C	1B083C	1B083C	1B090C	1B090C	1B090C	1B090C	1B090C
04575		MTHD COKE-INHAL												
04580		MTHD COKE-MOUTH	1B083D	1B083D	1B083D	1B083D	1B083D	1B083D	1B083D	1B090D	1B090D	1B090D	1B090D	1B090D
04590		MTHD COKE-OTHER	1B083E	1B083E	1B083E	1B083E	1B083E	1B083E	1B083E	1B090E	1B090E	1B090E	1B090E	1B090E
04960		METHD HRN-SNORT	1B092A	1B092A	1B092A	1B092A	1B092A	1B092A	1B092A					
04970		METHD HRN-SMOKE	1B092B	1B092B	1B092B	1B092B	1B092B	1B092B	1B092B					
04980		METHD HRN-INJCT	1B092C	1B092C	1B092C	1B092C	1B092C	1B092C	1B092C					
04990		METHD HRN-MOUTH	1B092D	1B092D	1B092D	1B092D	1B092D	1B092D	1B092D					
05000		METHD HRN-OTHER	1B092E	1B092E	1B092E	1B092E	1B092E	1B092E	1B092E					
05510		METH NARC SNORT	1B103A	1B103A	1B103A	1B103A	1B103A	1B103A	1B103A	1B102A	1B102A	1B102A	1B102A	1B102A
05520		METH NARC SMOKE	1B103B	1B103B	1B103B	1B103B	1B103B	1B103B	1B103B	1B102B	1B102B	1B102B	1B102B	1B102B
05530		METH NARC INJCT	1B103C	1B103C	1B103C	1B103C	1B103C	1B103C	1B103C	1B102C	1B102C	1B102C	1B102C	1B102C
05540		METH NARC MOUTH	1B103D	1B103D	1B103D	1B103D	1B103D	1B103D	1B103D	1B102D	1B102D	1B102D	1B102D	1B102D



[illegible]

**A05c: DRUGS. Settings of use (at school, at home, etc.)**

01740		#X/YR ALC@PARTY	1B008C	1B008C	1B008C	1B008C	1B008C	1B008C	1B008C	1B008C	1B008C	1B008C	1B008C	1B008C
01770		#X/YR ALC-DATIM	1B008F	1B008F	1B008F	1B008F	1B008F	1B008F	1B008F	1B008F	1B008F	1B008F	1B008F	1B008F
01780		#X/YR ALC@HOME	1B008G	1B008G	1B008G	1B008G	1B008G	1B008G	1B008G	1B008G	1B008G	1B008G	1B008G	1B008G
01790		#X/YR ALC@SCHL	1B008H	1B008H	1B008H	1B008H	1B008H	1B008H	1B008H	1B008H	1B008H	1B008H	1B008H	1B008H
01810		#X/YR ALCIN CAR	1B008I	1B008I	1B008I	1B008I	1B008I	1B008I	1B008I	1B008I	1B008I	1B008I	1B008I	1B008I
02120		#X/YR MJ@PARTY	1B020C	1B020C	1B020C	1B020C	1B020C	1B020C	1B020C	1B020C	1B020C	1B020C	1B020C	1B020C
02150		#X/YR MJ-DATIME	1B020F	1B020F	1B020F	1B020F	1B020F	1B020F	1B020F	1B020F	1B020F	1B020F	1B020F	1B020F
02160		#X/YR MJ@HOME	1B020G	1B020G	1B020G	1B020G	1B020G	1B020G	1B020G	1B020G	1B020G	1B020G	1B020G	1B020G
02170		#X/YR MJ@SCHL	1B020H	1B020H	1B020H	1B020H	1B020H	1B020H	1B020H	1B020H	1B020H	1B020H	1B020H	1B020H
02190		#X/YR MJIN CAR	1B020I	1B020I	1B020I	1B020I	1B020I	1B020I	1B020I	1B020I	1B020I	1B020I	1B020I	1B020I
02420		#X/YR LSD@PARTY	1B034C	1B034C	1B034C	1B034C	1B034C	1B034C	1B034C	1B034C	1B034C	1B034C	1B034C	1B034C
02450		#X/YR LSD-DATIM	1B034F	1B034F	1B034F	1B034F	1B034F	1B034F	1B034F	1B034F	1B034F	1B034F	1B034F	1B034F
02460		#X/YR LSD@HOME	1B034G	1B034G	1B034G	1B034G	1B034G	1B034G	1B034G	1B034G	1B034G	1B034G	1B034G	1B034G
02470		#X/YR LSD@SCHL	1B034H	1B034H	1B034H	1B034H	1B034H	1B034H	1B034H	1B034H	1B034H	1B034H	1B034H	1B034H
02490		#X/YR LSDIN CAR	1B034I	1B034I	1B034I	1B034I	1B034I	1B034I	1B034I	1B034I	1B034I	1B034I	1B034I	1B034I
02820		#X/YR AMPH@PRTY	1B051C	1B051C	1B051C	1B051C	1B051C	1B051C	1B051C	1B051C	1B051C	1B051C	1B051C	1B051C
02850		#X/YR AMPH-DATM	1B051F	1B051F	1B051F	1B051F	1B051F	1B051F	1B051F	1B051F	1B051F	1B051F	1B051F	1B051F
02860		#X/YR AMPH@HOME	1B051G	1B051G	1B051G	1B051G	1B051G	1B051G	1B051G	1B051G	1B051G	1B051G	1B051G	1B051G
02880		#X/YR AMPH@SCHL	1B051H	1B051H	1B051H	1B051H	1B051H	1B051H	1B051H	1B051H	1B051H	1B051H	1B051H	1B051H
02890		#X/YR AMPH@CAR	1B051I	1B051I	1B051I	1B051I	1B051I	1B051I	1B051I	1B051I	1B051I	1B051I	1B051I	1B051I
03310		#X/YR BRBT@PRTY	1B065C	1B065C										
03340		#X/YR BRBT-DATM	1B065F	1B065F										
03350		#X/YR BRBT@HOME	1B065G	1B065G										
03360		#X/YR BRBT@SCHL	1B065H	1B065H										
03380		#X/YR BRBT@CAR	1B065I	1B065I										
03760		#X/YR TRQL@PRTY	1B075C	1B075C	1B066C	1B066C	1B066C	1B066C	1B066C	1B066C	1B066C	1B066C	1B066C	1B066C
03790		#X/YR TRQL-DATM	1B075F	1B075F	1B066F	1B066F	1B066F	1B066F	1B066F	1B066F	1B066F	1B066F	1B066F	1B066F
03800		#X/YR TRQL@HOME	1B075G	1B075G	1B066G	1B066G	1B066G	1B066G	1B066G	1B066G	1B066G	1B066G	1B066G	1B066G
03810		#X/YR TRQL@SCHL	1B075H	1B075H	1B066H	1B066H	1B066H	1B066H	1B066H	1B066H	1B066H	1B066H	1B066H	1B066H
03830		#X/YR TRQL@CAR	1B075I	1B075I	1B066I	1B066I	1B066I	1B066I	1B066I	1B066I	1B066I	1B066I	1B066I	1B066I
04210		#X/YR COKE@PRTY	1B086C	1B086C	1B077C	1B077C	1B077C	1B077C	1B077C	1B077C	1B077C	1B077C	1B077C	1B077C
04240		#X/YR COKE-DATM	1B086F	1B086F	1B077F	1B077F	1B077F	1B077F	1B077F	1B077F	1B077F	1B077F	1B077F	1B077F
04250		#X/YR COKE@HOME	1B086G	1B086G	1B077G	1B077G	1B077G	1B077G	1B077G	1B077G	1B077G	1B077G	1B077G	1B077G
04260		#X/YR COKE@SCHL	1B086H	1B086H	1B077H	1B077H	1B077H	1B077H	1B077H	1B077H	1B077H	1B077H	1B077H	1B077H
04280		#X/YR COKE@CAR	1B086I	1B086I	1B077I	1B077I	1B077I	1B077I	1B077I	1B077I	1B077I	1B077I	1B077I	1B077I
04630		#X/YR HER@PARTY												
04660		#X/YR HER-DATIM												
04670		#X/YR HER@HOME												
04680		#X/YR HER@SCHL												
04700		#X/YR HER@CAR												
05050		#X/YR NARC@PRTY	1B095C	1B095C	1B089C	1B089C	1B089C	1B089C	1B089C	1B089C	1B089C	1B089C	1B089C	1B089C
05080		#X/YR NARC-DATM	1B095F	1B095F	1B089F	1B089F	1B089F	1B089F	1B089F	1B089F	1B089F	1B089F	1B089F	1B089F
05090		#X/YR NARC@HOME	1B095G	1B095G	1B089G	1B089G	1B089G	1B089G	1B089G	1B089G	1B089G	1B089G	1B089G	1B089G
05100		#X/YR NARC@SCHL	1B095H	1B095H	1B089H	1B089H	1B089H	1B089H	1B089H	1B089H	1B089H	1B089H	1B089H	1B089H
05120		#X/YR NARC @CAR	1B095I	1B095I	1B089I	1B089I	1B089I	1B089I	1B089I	1B089I	1B089I	1B089I	1B089I	1B089I
21940		PARTY-YOU HI ALC	5E08D	5E08D	5E09D	5E09D	5E09D	5E09D	5E09D	5E09D	5E09D	5E09D	5E09D	5E09D
21990		PARTY-YOU HI MJ	5E08I	5E08I	5E09I	5E09I	5E09I	5E09I	5E09I	5E09I	5E09I	5E09I	5E09I	5E09I
22030		PARTY-YOU HI OTD	5E08M	5E08M	5E09M	5E09M	5E09M	5E09M	5E09M	5E09M	5E09M	5E09M	5E09M	5E09M
22060		PRF PTY-U HI ALC	5E09B	5E09B	5E10B	5E10B	5E10B	5E10B	5E10B	5E10B	5E10B	5E10B	5E10B	5E10B
22080		PRF PTY-U USE MJ	5E09D	5E09D	5E10D	5E10D	5E10D	5E10D	5E10D	5E10D	5E10D	5E10D	5E10D	5E10D
22100		PR PTY-U USE OTD	5E09F	5E09F	5E10F	5E10F	5E10F	5E10F	5E10F	5E10F	5E10F	5E10F	5E10F	5E10F
25690		4WKS ALC@SCHOOL					2D01A	2D01A	2D01A	2D01A	2D01A	2D01A	2D01A	2D01A
25700		4WKS MJ/OTD@SCHL					2D01B	2D01B	2D01B	2D01B	2D01B	2D01B	2D01B	2D01B
25710		4WKS TOBACCO@SCH					2D01C	2D01C	2D01C	2D01C	2D01C	2D01C	2D01C	2D01C
30910		#X/YR ALC@PARK/B												1B008J
30920		#X/YR ALC@BAR/RT												1B008K
30930		#X/YR MJ@PARK/BH												1B020J

**A05d: DRUGS. Mode of drug administration**

[illegible]



## MONITORING THE FUTURE

Item Refer- ence Number	Page Loc. in this Volume	ITEM DESCRIPTION (ABBREVIATED)	QUESTIONNAIRE LOCATION BY YEAR (FORM, SECTION, AND QUESTION NUMBER)											
			1976	1977	1978	1979	1980	1981	1982	1983	1984	1985	1986	1987

## A05d: DRUGS. Mode of drug administration (continued)

05550		METH NARC OTHER	1B103E	1B103E	1B103E	1B103E	1B103E	1B103E	1B103E	1B102E	1B102E	1B102E	1B102E	1B102E
23790		MTHD STRD-INJECT												
23790		MTHD STRD-INJECT												
23800		MTHD STRD-MOUTH												
23800		MTHD STRD-MOUTH												
30940		HVNT USED STRDS												
30940		HVNT USED STRDS												

## A06a: DRUGS. Reasons for use

01820		ALC EXPERIMENT	1B009A	1B009A	1B009A	1B009A	1B009A	1B009A	1B009A	1B009A	1B009A	1B009A	1B009A	1B009A
01830		ALC RELAX	1B009B	1B009B	1B009B	1B009B	1B009B	1B009B	1B009B	1B009B	1B009B	1B009B	1B009B	1B009B
01840		ALC GET HIGH	1B009C	1B009C	1B009C	1B009C	1B009C	1B009C	1B009C	1B009C	1B009C	1B009C	1B009C	1B009C
01850		ALC SEEK INSGHT	1B009D	1B009D	1B009D	1B009D	1B009D	1B009D	1B009D	1B009D	1B009D	1B009D	1B009D	1B009D
01860		ALC GD TM FRNDS	1B009E	1B009E	1B009E	1B009E	1B009E	1B009E	1B009E	1B009E	1B009E	1B009E	1B009E	1B009E
01870		ALC FIT IN GRP	1B009F	1B009F	1B009F	1B009F	1B009F	1B009F	1B009F	1B009F	1B009F	1B009F	1B009F	1B009F
01880		ALC GET AWY PRB	1B009G	1B009G	1B009G	1B009G	1B009G	1B009G	1B009G	1B009G	1B009G	1B009G	1B009G	1B009G
01890		ALC BOREDOME	1B009H	1B009H	1B009H	1B009H	1B009H	1B009H	1B009H	1B009H	1B009H	1B009H	1B009H	1B009H
01900		ALC ANGR&FRSTRN	1B009I	1B009I	1B009I	1B009I	1B009I	1B009I	1B009I	1B009I	1B009I	1B009I	1B009I	1B009I
01910		ALC GT THRU DAY	1B009J	1B009J	1B009J	1B009J	1B009J	1B009J	1B009J	1B009J	1B009J	1B009J	1B009J	1B009J
01920		ALC INCRS EF DR	1B009K	1B009K	1B009K	1B009K	1B009K	1B009K	1B009K	1B009K	1B009K	1B009K	1B009K	1B009K
01930		ALC DCRS EF DR	1B009L	1B009L	1B009L	1B009L	1B009L	1B009L	1B009L	1B009L	1B009L	1B009L	1B009L	1B009L
01940		ALC GET SLEEP	1B009M	1B009M	1B009M	1B009M	1B009M	1B009M	1B009M	1B009M	1B009M	1B009M	1B009M	1B009M
01950		ALC TASTES GOOD	1B009N	1B009N	1B009N	1B009N	1B009N	1B009N	1B009N	1B009N	1B009N	1B009N	1B009N	1B009N
01960		ALC I AM HOOKED	1B009O	1B009O	1B009O	1B009O	1B009O	1B009O	1B009O	1B009O	1B009O	1B009O	1B009O	1B009O
02210		MJ EXPERIMENT	1B022A	1B022A	1B022A	1B022A	1B022A	1B022A	1B022A	1B022A	1B022A	1B022A	1B022A	1B022A
02220		MJ RELAX	1B022B	1B022B	1B022B	1B022B	1B022B	1B022B	1B022B	1B022B	1B022B	1B022B	1B022B	1B022B
02230		MJ GET HIGH	1B022C	1B022C	1B022C	1B022C	1B022C	1B022C	1B022C	1B022C	1B022C	1B022C	1B022C	1B022C
02240		MJ SEEK INSIGHT	1B022D	1B022D	1B022D	1B022D	1B022D	1B022D	1B022D	1B022D	1B022D	1B022D	1B022D	1B022D
02250		MJ GD TM FRNDS	1B022E	1B022E	1B022E	1B022E	1B022E	1B022E	1B022E	1B022E	1B022E	1B022E	1B022E	1B022E
02260		MJ FIT IN GRP	1B022F	1B022F	1B022F	1B022F	1B022F	1B022F	1B022F	1B022F	1B022F	1B022F	1B022F	1B022F
02270		MJ GET AWY PRB	1B022G	1B022G	1B022G	1B022G	1B022G	1B022G	1B022G	1B022G	1B022G	1B022G	1B022G	1B022G
02280		MJ BOREDOME	1B022H	1B022H	1B022H	1B022H	1B022H	1B022H	1B022H	1B022H	1B022H	1B022H	1B022H	1B022H
02290		MJ ANGR&FRUSTRN	1B022I	1B022I	1B022I	1B022I	1B022I	1B022I	1B022I	1B022I	1B022I	1B022I	1B022I	1B022I
02300		MJ GET THRU DAY	1B022J	1B022J	1B022J	1B022J	1B022J	1B022J	1B022J	1B022J	1B022J	1B022J	1B022J	1B022J
02310		MJ INCRS EF DRG	1B022K	1B022K	1B022K	1B022K	1B022K	1B022K	1B022K	1B022K	1B022K	1B022K	1B022K	1B022K
02320		MJ DCRS EF DRG	1B022L	1B022L	1B022L	1B022L	1B022L	1B022L	1B022L	1B022L	1B022L	1B022L	1B022L	1B022L
02330		MJ I AM HOOKED	1B022M	1B022M	1B022M	1B022M	1B022M	1B022M	1B022M	1B022M	1B022M	1B022M	1B022M	1B022M
02520		LSD EXPERIMENT	1B032A	1B032A	1B032A	1B032A	1B032A	1B032A	1B032A	1B036A	1B036A	1B036A	1B036A	1B036A
02530		LSD RELAX	1B032B	1B032B	1B032B	1B032B	1B032B	1B032B	1B032B	1B036B	1B036B	1B036B	1B036B	1B036B
02540		LSD GET HIGH	1B032C	1B032C	1B032C	1B032C	1B032C	1B032C	1B032C	1B036C	1B036C	1B036C	1B036C	1B036C
02550		LSD SEEK INSGHT	1B032D	1B032D	1B032D	1B032D	1B032D	1B032D	1B032D	1B036D	1B036D	1B036D	1B036D	1B036D
02560		LSD GD TM FRNDS	1B032E	1B032E	1B032E	1B032E	1B032E	1B032E	1B032E	1B036E	1B036E	1B036E	1B036E	1B036E
02570		LSD FIT IN GRP	1B032F	1B032F	1B032F	1B032F	1B032F	1B032F	1B032F	1B036F	1B036F	1B036F	1B036F	1B036F
02580		LSD GT AWY PRB	1B032G	1B032G	1B032G	1B032G	1B032G	1B032G	1B032G	1B036G	1B036G	1B036G	1B036G	1B036G
02590		LSD BOREDOME	1B032H	1B032H	1B032H	1B032H	1B032H	1B032H	1B032H	1B036H	1B036H	1B036H	1B036H	1B036H
02600		LSD ANGR&FRSTRN	1B032I	1B032I	1B032I	1B032I	1B032I	1B032I	1B032I	1B036I	1B036I	1B036I	1B036I	1B036I
02610		LSD GT THRU DAY	1B032J	1B032J	1B032J	1B032J	1B032J	1B032J	1B032J	1B036J	1B036J	1B036J	1B036J	1B036J
02620		LSD INCRS EF DR	1B032K	1B032K	1B032K	1B032K	1B032K	1B032K	1B032K	1B036K	1B036K	1B036K	1B036K	1B036K
02630		LSD DCRS EF DRG	1B032L	1B032L	1B032L	1B032L	1B032L	1B032L	1B032L	1B036L	1B036L	1B036L	1B036L	1B036L
02640		LSD I AM HOOKED	1B032M	1B032M	1B032M	1B032M	1B032M	1B032M	1B032M	1B036M	1B036M	1B036M	1B036M	1B036M
02940		AMPH EXPERIMENT	1B046A	1B046A	1B046A	1B046A	1B046A	1B046A	1B046A	1B053A	1B053A	1B053A	1B053A	1B053A
02950		AMPH RELAX	1B046B	1B046B	1B046B	1B046B	1B046B	1B046B	1B046B	1B053B	1B053B	1B053B	1B053B	1B053B
02960		AMPH GET HIGH	1B046C	1B046C	1B046C	1B046C	1B046C	1B046C	1B046C	1B053C	1B053C	1B053C	1B053C	1B053C
02970		AMPH SK INSIGHT	1B046D	1B046D	1B046D	1B046D	1B046D	1B046D	1B046D	1B053D	1B053D	1B053D	1B053D	1B053D
02980		AMPH GD TM FRND	1B046E	1B046E	1B046E	1B046E	1B046E	1B046E	1B046E	1B053E	1B053E	1B053E	1B053E	1B053E
02990		AMPH FIT IN GRP	1B046F	1B046F	1B046F	1B046F	1B046F	1B046F	1B046F	1B053F	1B053F	1B053F	1B053F	1B053F
03000		AMPH GT AWY PRB	1B046G	1B046G	1B046G	1B046G	1B046G	1B046G	1B046G	1B053G	1B053G	1B053G	1B053G	1B053G
03010		AMPH BOREDOME	1B046H	1B046H	1B046H	1B046H	1B046H	1B046H	1B046H	1B053H	1B053H	1B053H	1B053H	1B053H
03020		AMPH ANGR&FRSTN	1B046I	1B046I	1B046I	1B046I	1B046I	1B046I	1B046I	1B053I	1B053I	1B053I	1B053I	1B053I
03030		AMPH GT THRU DA	1B046J	1B046J	1B046J	1B046J	1B046J	1B046J	1B046J	1B053J	1B053J	1B053J	1B053J	1B053J
03040		AMPH INCR EF DR	1B046K	1B046K	1B046K	1B046K	1B046K	1B046K	1B046K	1B053K	1B053K	1B053K	1B053K	1B053K
03050		AMPH DCRS EF DR	1B046L	1B046L	1B046L	1B046L	1B046L	1B046L	1B046L	1B053L	1B053L	1B053L	1B053L	1B053L
03060		AMPH STAY AWAKE	1B046M	1B046M	1B046M	1B046M	1B046M	1B046M	1B046M	1B053M	1B053M	1B053M	1B053M	1B053M
03070		AMPH GET-ENERGY	1B046N	1B046N	1B046N	1B046N	1B046N	1B046N	1B046N	1B053N	1B053N	1B053N	1B053N	1B053N
03080		AMPH LOSE WGHT	1B046O	1B046O	1B046O	1B046O	1B046O	1B046O	1B046O	1B053O	1B053O	1B053O	1B053O	1B053O
03090		AMPH I AM HOOKD	1B046P	1B046P	1B046P	1B046P	1B046P	1B046P	1B046P	1B053P	1B053P	1B053P	1B053P	1B053P
03450		BARB EXPERIMENT	1B060A	1B060A	1B060A	1B060A	1B060A	1B060A	1B060A	1B067A	1B067A	1B067A	1B067A	1B067A
03460		BARB RELAX	1B060B	1B060B	1B060B	1B060B	1B060B	1B060B	1B060B	1B067B	1B067B	1B067B	1B067B	1B067B
03470		BARB GET HIGH	1B060C	1B060C	1B060C	1B060C	1B060C	1B060C	1B060C	1B067C	1B067C	1B067C	1B067C	1B067C
03480		BARB SK INSIGHT	1B060D	1B060D	1B060D	1B060D	1B060D	1B060D	1B060D	1B067D	1B067D	1B067D	1B067D	1B067D
03490		BARB GD TM FRND	1B060E	1B060E	1B060E	1B060E	1B060E	1B060E	1B060E	1B067E	1B067E	1B067E	1B067E	1B067E
03500		BARB FIT IN GRP	1B060F	1B060F	1B060F	1B060F	1B060F	1B060F	1B060F	1B067F	1B067F	1B067F	1B067F	1B067F
03510		BARB GT AWY PRB	1B060G	1B060G	1B060G	1B060G	1B060G	1B060G	1B060G	1B067G	1B067G	1B067G	1B067G	1B067G
03520		BARB BOREDOME	1B060H	1B060H	1B060H	1B060H	1B060H	1B060H	1B060H	1B067H	1B067H	1B067H	1B067H	1B067H
03530		BARB ANGR&FRSTN	1B060I	1B060I	1B060I	1B060I	1B060I	1B060I	1B060I	1B067I	1B067I	1B067I	1B067I	1B067I
03540		BARB GT THRU DA	1B060J	1B060J	1B060J	1B060J	1B060J	1B060J	1B060J	1B067J	1B067J	1B067J	1B067J	1B067J
03550		BARB INCR EF DR	1B060K	1B060K	1B060K	1B060K	1B060K	1B060K	1B060K	1B067K	1B067K	1B067K	1B067K	1B067K
03560		BARB DCRS EF DR	1B060L	1B060L	1B060L	1B060L	1B060L	1B060L	1B060L	1B067L	1B067L	1B067L	1B067L	1B067L



**A05d: DRUGS. Mode of drug administration (continued)**

**A06a: DRUGS. Reasons for use**

[illegible]



Item Reference Number	Page Loc. in this Volume	ITEM DESCRIPTION (ABBREVIATED)	QUESTIONNAIRE LOCATION BY YEAR (FORM, SECTION, AND QUESTION NUMBER)											
			1976	1977	1978	1979	1980	1981	1982	1983	1984	1985	1986	1987

## A06a: DRUGS. Reasons for use (continued)

03570		BARB GET SLEEP	1B060M	1B060M	1B060M	1B060M	1B060M	1B060M	1B060M	1B067M	1B067M	1B067M	1B067M	1B067M
03575		BARB RLV PHYS P			1B060N	1B060N	1B060N	1B060N	1B060N	1B067N	1B067N	1B067N	1B067N	1B067N
03580		BARB I AM HOOKD	1B060N	1B060N	1B060O	1B060O	1B060O	1B060O	1B060O	1B067O	1B067O	1B067O	1B067O	1B067O
03910		TRNQ EXPERIMENT	1B070A	1B070A	1B070A	1B070A	1B070A	1B070A	1B070A	1B077A	1B077A	1B077A	1B077A	1B077A
03920		TRNQ RELAX	1B070B	1B070B	1B070B	1B070B	1B070B	1B070B	1B070B	1B077B	1B077B	1B077B	1B077B	1B077B
03930		TRNQ GET HIGH	1B070C	1B070C	1B070C	1B070C	1B070C	1B070C	1B070C	1B077C	1B077C	1B077C	1B077C	1B077C
03940		TRNQ SK INSIGHT	1B070D	1B070D	1B070D	1B070D	1B070D	1B070D	1B070D	1B077D	1B077D	1B077D	1B077D	1B077D
03950		TRNQ GD TM FRND	1B070E	1B070E	1B070E	1B070E	1B070E	1B070E	1B070E	1B077E	1B077E	1B077E	1B077E	1B077E
03960		TRNQ FIT IN GRP	1B070F	1B070F	1B070F	1B070F	1B070F	1B070F	1B070F	1B077F	1B077F	1B077F	1B077F	1B077F
03970		TRNQ GT AWY PRB	1B070G	1B070G	1B070G	1B070G	1B070G	1B070G	1B070G	1B077G	1B077G	1B077G	1B077G	1B077G
03980		TRNQ BOREDOM	1B070H	1B070H	1B070H	1B070H	1B070H	1B070H	1B070H	1B077H	1B077H	1B077H	1B077H	1B077H
03990		TRNQ ANGR&FRSTN	1B070I	1B070I	1B070I	1B070I	1B070I	1B070I	1B070I	1B077I	1B077I	1B077I	1B077I	1B077I
04000		TRNQ GT THRU DA	1B070J	1B070J	1B070J	1B070J	1B070J	1B070J	1B070J	1B077J	1B077J	1B077J	1B077J	1B077J
04010		TRNQ INCR EF DR	1B070K	1B070K	1B070K	1B070K	1B070K	1B070K	1B070K	1B077K	1B077K	1B077K	1B077K	1B077K
04020		TRNQ DCRS EF DR	1B070L	1B070L	1B070L	1B070L	1B070L	1B070L	1B070L	1B077L	1B077L	1B077L	1B077L	1B077L
04030		TRNQ GET SLEEP	1B070M	1B070M	1B070M	1B070M	1B070M	1B070M	1B070M	1B077M	1B077M	1B077M	1B077M	1B077M
04035		TRNQ RLV PHYS P			1B070N	1B070N	1B070N	1B070N	1B070N	1B077N	1B077N	1B077N	1B077N	1B077N
04040		TRNQ I AM HOOKD	1B070N	1B070N	1B070O	1B070O	1B070O	1B070O	1B070O	1B077O	1B077O	1B077O	1B077O	1B077O
04370		COKE EXPERIMENT	1B079A	1B079A	1B079A	1B079A	1B079A	1B079A	1B079A	1B086A	1B086A	1B086A	1B086A	1B086A
04380		COKE RELAX	1B079B	1B079B	1B079B	1B079B	1B079B	1B079B	1B079B	1B086B	1B086B	1B086B	1B086B	1B086B
04390		COKE GET HIGH	1B079C	1B079C	1B079C	1B079C	1B079C	1B079C	1B079C	1B086C	1B086C	1B086C	1B086C	1B086C
04400		COKE SK INSIGHT	1B079D	1B079D	1B079D	1B079D	1B079D	1B079D	1B079D	1B086D	1B086D	1B086D	1B086D	1B086D
04410		COKE GD TM FRND	1B079E	1B079E	1B079E	1B079E	1B079E	1B079E	1B079E	1B086E	1B086E	1B086E	1B086E	1B086E
04420		COKE FIT IN GRP	1B079F	1B079F	1B079F	1B079F	1B079F	1B079F	1B079F	1B086F	1B086F	1B086F	1B086F	1B086F
04430		COKE GT AWY PRB	1B079G	1B079G	1B079G	1B079G	1B079G	1B079G	1B079G	1B086G	1B086G	1B086G	1B086G	1B086G
04440		COKE BOREDOM	1B079H	1B079H	1B079H	1B079H	1B079H	1B079H	1B079H	1B086H	1B086H	1B086H	1B086H	1B086H
04450		COKE ANGR&FRSTN	1B079I	1B079I	1B079I	1B079I	1B079I	1B079I	1B079I	1B086I	1B086I	1B086I	1B086I	1B086I
04460		COKE GT THRU DA	1B079J	1B079J	1B079J	1B079J	1B079J	1B079J	1B079J	1B086J	1B086J	1B086J	1B086J	1B086J
04470		COKE INCR EF DR	1B079K	1B079K	1B079K	1B079K	1B079K	1B079K	1B079K	1B086K	1B086K	1B086K	1B086K	1B086K
04480		COKE DCRS EF DR	1B079L	1B079L	1B079L	1B079L	1B079L	1B079L	1B079L	1B086L	1B086L	1B086L	1B086L	1B086L
04490		COKE STAY AWAKE	1B079M	1B079M	1B079M	1B079M	1B079M	1B079M	1B079M	1B086M	1B086M	1B086M	1B086M	1B086M
04500		COKE GETS-ENERGY	1B079N	1B079N	1B079N	1B079N	1B079N	1B079N	1B079N	1B086N	1B086N	1B086N	1B086N	1B086N
04510		COKE I AM HOOKD	1B079O	1B079O	1B079O	1B079O	1B079O	1B079O	1B079O	1B086O	1B086O	1B086O	1B086O	1B086O
04800		HERIN EXPERIMENT	1B088A	1B088A	1B088A	1B088A	1B088A	1B088A	1B088A					
04810		HERIN RELAX	1B088B	1B088B	1B088B	1B088B	1B088B	1B088B	1B088B					
04820		HERIN GET HIGH	1B088C	1B088C	1B088C	1B088C	1B088C	1B088C	1B088C					
04830		HERIN SK INSIGT	1B088D	1B088D	1B088D	1B088D	1B088D	1B088D	1B088D					
04840		HERIN GD TM FRN	1B088E	1B088E	1B088E	1B088E	1B088E	1B088E	1B088E					
04850		HERIN FT IN GRP	1B088F	1B088F	1B088F	1B088F	1B088F	1B088F	1B088F					
04860		HERIN GT AWY PB	1B088G	1B088G	1B088G	1B088G	1B088G	1B088G	1B088G					
04870		HERIN BOREDOM	1B088H	1B088H	1B088H	1B088H	1B088H	1B088H	1B088H					
04880		HERIN ANGR&FRST	1B088I	1B088I	1B088I	1B088I	1B088I	1B088I	1B088I					
04890		HERIN GT THR DA	1B088J	1B088J	1B088J	1B088J	1B088J	1B088J	1B088J					
04900		HERIN INC EF DG	1B088K	1B088K	1B088K	1B088K	1B088K	1B088K	1B088K					
04910		HERIN DEC EF DG	1B088L	1B088L	1B088L	1B088L	1B088L	1B088L	1B088L					
04920		HERIN I AM HOOK	1B088M	1B088M	1B088M	1B088M	1B088M	1B088M	1B088M					
05230		NARC EXPERIMENT	1B098A	1B098A	1B098A	1B098A	1B098A	1B098A	1B098A	1B097A	1B097A	1B097A	1B097A	1B097A
05240		NARC RELAX	1B098B	1B098B	1B098B	1B098B	1B098B	1B098B	1B098B	1B097B	1B097B	1B097B	1B097B	1B097B
05250		NARC GET HIGH	1B098C	1B098C	1B098C	1B098C	1B098C	1B098C	1B098C	1B097C	1B097C	1B097C	1B097C	1B097C
05260		NARC SK INSIGTS	1B098D	1B098D	1B098D	1B098D	1B098D	1B098D	1B098D	1B097D	1B097D	1B097D	1B097D	1B097D
05270		NARC GD TM FRND	1B098E	1B098E	1B098E	1B098E	1B098E	1B098E	1B098E	1B097E	1B097E	1B097E	1B097E	1B097E
05280		NARC FIT IN GRP	1B098F	1B098F	1B098F	1B098F	1B098F	1B098F	1B098F	1B097F	1B097F	1B097F	1B097F	1B097F
05290		NARC GT AWY PBM	1B098G	1B098G	1B098G	1B098G	1B098G	1B098G	1B098G	1B097G	1B097G	1B097G	1B097G	1B097G
05300		NARC BOREDOM	1B098H	1B098H	1B098H	1B098H	1B098H	1B098H	1B098H	1B097H	1B097H	1B097H	1B097H	1B097H
05310		NARC ANGR&FRSTN	1B098I	1B098I	1B098I	1B098I	1B098I	1B098I	1B098I	1B097I	1B097I	1B097I	1B097I	1B097I
05320		NARC GT THRU DA	1B098J	1B098J	1B098J	1B098J	1B098J	1B098J	1B098J	1B097J	1B097J	1B097J	1B097J	1B097J
05330		NARC INC EF DG	1B098K	1B098K	1B098K	1B098K	1B098K	1B098K	1B098K	1B097K	1B097K	1B097K	1B097K	1B097K
05340		NARC DEC EF DG	1B098L	1B098L	1B098L	1B098L	1B098L	1B098L	1B098L	1B097L	1B097L	1B097L	1B097L	1B097L
05350		NARC GET SLEEP	1B098M	1B098M	1B098M	1B098M	1B098M	1B098M	1B098M	1B097M	1B097M	1B097M	1B097M	1B097M
05360		NARC SBST HERIN	1B098N	1B098N	1B098N	1B098N	1B098N	1B098N	1B098N	1B097N	1B097N	1B097N	1B097N	1B097N
05363		NARC RLV PHYS P			1B098O	1B098O	1B098O	1B098O	1B098O	1B097O	1B097O	1B097O	1B097O	1B097O
05366		NARC RLV COUGHN			1B098P	1B098P	1B098P	1B098P	1B098P	1B097P	1B097P	1B097P	1B097P	1B097P
05370		NARC I AM HOOKD			1B098Q	1B098Q	1B098Q	1B098Q	1B098Q	1B097Q	1B097Q	1B097Q	1B097Q	1B097Q
23740		STRDS-RECOVR INJ												
23750		STRDS-PREVTN INJ												
23760		STRDS-IMP PERFRM												
23770		STRDS-IMP APPEAR												
23780		STRDS-OTHER RSNS												
30110		START SMK LOSEWT												

## A06b: DRUGS. Reasons for abstinence from, or stopping drug use

09020		CNCRN PSYCH DAMG	3D04A	3D04A*	3D04A	3D04A	3D04A	3D04A	3D04A	3D04A	3D04A	3D04A	3D04A	3D04A
09030		CNCRN PHYSCL DMG	3D04B	3D04B*	3D04B	3D04B	3D04B	3D04B	3D04B	3D04B	3D04B	3D04B	3D04B	3D04B
09040		CNCRN GT ARRESTD	3D04C	3D04C*	3D04C	3D04C	3D04C	3D04C	3D04C	3D04C	3D04C	3D04C	3D04C	3D04C
09050		CNCRN BECOM ADCT	3D04D	3D04D*	3D04D	3D04D	3D04D	3D04D	3D04D	3D04D	3D04D	3D04D	3D04D	3D04D
09060		AGST MY BELIEFS	3D04E	3D04E*	3D04E	3D04E	3D04E	3D04E	3D04E	3D04E	3D04E	3D04E	3D04E	3D04E
09070		CNCRN LEGY&AMBTN	3D04F	3D04F*	3D04F	3D04F	3D04F	3D04F	3D04F	3D04F	3D04F	3D04F	3D04F	3D04F
09080		CNCRN LOSS CNTRL	3D04G	3D04G*	3D04G	3D04G	3D04G	3D04G	3D04G	3D04G	3D04G	3D04G	3D04G	3D04G

\* = item text changed from previous year



A06a: DRUGS. Reasons for use (continued)

**A06b: DRUGS. Reasons for abstinence from, or stopping drug use**

[illegible]



Item Refer- ence Number	Page Loc. in this Volume	ITEM DESCRIPTION (ABBREVIATED)	QUESTIONNAIRE LOCATION BY YEAR (FORM, SECTION, AND QUESTION NUMBER)											
			1976	1977	1978	1979	1980	1981	1982	1983	1984	1985	1986	1987

## A06b: DRUGS. Reasons for abstention from, or stopping drug use (continued)

09090		MJ ->STRNGR DRGS	3D04H	3D04H*	3D04H	3D04H	3D04H	3D04H	3D04H	3D04H	3D04H	3D04H	3D04H	3D04H
09100		MJ NOT ENJOYABLE	3D04I	3D04I*	3D04I	3D04I	3D04I	3D04I	3D04I	3D04I	3D04I	3D04I	3D04I	3D04I
09110		PRNTS DISAPPROVE	3D04J	3D04J*	3D04J	3D04J	3D04J	3D04J	3D04J	3D04J	3D04J	3D04J	3D04J	3D04J
09120		HS/WF DISAPPROVE	3D04K	3D04K*	3D04K	3D04K	3D04K	3D04K	3D04K	3D04K	3D04K	3D04K	3D04K	3D04K
09130		DONT LIKE USERS	3D04L	3D04L*	3D04L	3D04L	3D04L	3D04L	3D04L	3D04L	3D04L	3D04L	3D04L	3D04L
09140		FRNDS DNT USE IT	3D04M	3D04M*	3D04M	3D04M	3D04M	3D04M	3D04M	3D04M	3D04M	3D04M	3D04M	3D04M
09150		PSSBLY BAD TRIP	3D04N	3D04N*	3D04N	3D04N	3D04N	3D04N	3D04N	3D04N	3D04N	3D04N	3D04N	3D04N
09160		TOO EXPENSIVE		3D04O	3D04O	3D04O	3D04O	3D04O	3D04O	3D04O	3D04O	3D04O	3D04O	3D04O
09170		NOT AVAILABLE		3D04P	3D04P	3D04P	3D04P	3D04P	3D04P	3D04P	3D04P	3D04P	3D04P	3D04P
09180		NOT WNT GET HIGH		3D04Q	3D04Q	3D04Q	3D04Q	3D04Q	3D04Q	3D04Q	3D04Q	3D04Q	3D04Q	3D04Q
24010		CRK CRN PSYC DMG												
24020		CRK CRN PHYS DMG												
24030		CRK CRN GT ARSTD												
24040		CRK CRN ADDICTN												
24050		CRK AGST BELIEFS												
24060		CRK CRN LEGY&AMB												
24070		CRK CRN LSS CNTL												
24080		CRK->STRNGR DRGS												
24090		CRK NT ENJOYABLE												
24100		CRK PRNTS DISAPR												
24110		CRK HS/WF DISAPR												
24120		CRK DISLIKE USRS												
24130		CRK FRNDS DT USE												
24140		CRK TOO EXPENSIV												
24150		CRK NOT AVAILABLE												
24160		CRK NT WNT GT HI												
24170		CRK DEALRS DNGRS												
24180		CRK SUPRT CRMNLS												
24200		PWD CRN PSYC DMG												
24210		PWD CRN PHYS DMG												
24220		PWD CRN GT ARSTD												
24230		PWD CRN ADDICTN												
24240		PWD AGST BELIEFS												
24250		PWD CRN LEGY&AMB												
24260		PWD CRN LSS CNTL												
24270		PWD->STRNGR DRGS												
24280		PWD NT ENJOYABLE												
24290		PWD PRNTS DISAPR												
24300		PWD HS/WF DISAPR												
24310		PWD DISLIKE USRS												
24320		PWD FRNDS DT USE												
24330		PWD TOO EXPENSIV												
24340		PWD NOT AVAILABLE												
24350		PWD NT WNT GT HI												
24360		PWD DEALRS DNGRS												
24370		PWD SUPRT CRMNLS												

## A06c: DRUGS. Worries about the consequences of quitting

30100		QUIT SMK WRY FAT												
-------	--	------------------	--	--	--	--	--	--	--	--	--	--	--	--

## A07a: DRUGS. Driving, tickets, and accidents after use

00660		#TCKTS AFT DRNK	1C29A	1C29A	1C29A	1C29A	1C29A	1C29A	1C29A	1C29A	1C29A	1C29A	1C29A	1C29A
00660		#TCKTS AFT DRNK	2C29A	2C29A	2C29A	2C29A	2C29A	2C29A	2C29A	2C29A	2C29A	2C29A	2C29A	2C29A
00660		#TCKTS AFT DRNK	3C29A	3C29A	3C29A	3C29A	3C29A	3C29A	3C29A	3C29A	3C29A	3C29A	3C29A	3C29A
00660		#TCKTS AFT DRNK	4C29A	4C29A	4C29A	4C29A	4C29A	4C29A	4C29A	4C29A	4C29A	4C29A	4C29A	4C29A
00660		#TCKTS AFT DRNK	5C29A	5C29A	5C29A	5C29A	5C29A	5C29A	5C29A	5C29A	5C29A	5C29A	5C29A	5C29A
00660		#TCKTS AFT DRNK												
00670		#TCKTS AFT MARJ	1C29B	1C29B	1C29B	1C29B	1C29B	1C29B	1C29B	1C29B	1C29B	1C29B	1C29B	1C29B
00670		#TCKTS AFT MARJ	2C29B	2C29B	2C29B	2C29B	2C29B	2C29B	2C29B	2C29B	2C29B	2C29B	2C29B	2C29B
00670		#TCKTS AFT MARJ	3C29B	3C29B	3C29B	3C29B	3C29B	3C29B	3C29B	3C29B	3C29B	3C29B	3C29B	3C29B
00670		#TCKTS AFT MARJ	4C29B	4C29B	4C29B	4C29B	4C29B	4C29B	4C29B	4C29B	4C29B	4C29B	4C29B	4C29B
00670		#TCKTS AFT MARJ	5C29B	5C29B	5C29B	5C29B	5C29B	5C29B	5C29B	5C29B	5C29B	5C29B	5C29B	5C29B
00670		#TCKTS AFT MARJ												
00680		#TCKTS AFT OTDG	1C29C	1C29C	1C29C	1C29C	1C29C	1C29C	1C29C	1C29C	1C29C	1C29C	1C29C	1C29C
00680		#TCKTS AFT OTDG	2C29C	2C29C	2C29C	2C29C	2C29C	2C29C	2C29C	2C29C	2C29C	2C29C	2C29C	2C29C
00680		#TCKTS AFT OTDG	3C29C	3C29C	3C29C	3C29C	3C29C	3C29C	3C29C	3C29C	3C29C	3C29C	3C29C	3C29C
00680		#TCKTS AFT OTDG	4C29C	4C29C	4C29C	4C29C	4C29C	4C29C	4C29C	4C29C	4C29C	4C29C	4C29C	4C29C
00680		#TCKTS AFT OTDG	5C29C	5C29C	5C29C	5C29C	5C29C	5C29C	5C29C	5C29C	5C29C	5C29C	5C29C	5C29C
00680		#TCKTS AFT OTDG												
00700		#ACDTS AFT DRNK	1C31A	1C31A	1C31A	1C31A	1C31A	1C31A	1C31A	1C31A	1C31A	1C31A	1C31A	1C31A
00700		#ACDTS AFT DRNK	2C31A	2C31A	2C31A	2C31A	2C31A	2C31A	2C31A	2C31A	2C31A	2C31A	2C31A	2C31A
00700		#ACDTS AFT DRNK	3C31A	3C31A	3C31A	3C31A	3C31A	3C31A	3C31A	3C31A	3C31A	3C31A	3C31A	3C31A
00700		#ACDTS AFT DRNK	4C31A	4C31A	4C31A	4C31A	4C31A	4C31A	4C31A	4C31A	4C31A	4C31A	4C31A	4C31A
00700		#ACDTS AFT DRNK	5C31A	5C31A	5C31A	5C31A	5C31A	5C31A	5C31A	5C31A	5C31A	5C31A	5C31A	5C31A
00700		#ACDTS AFT DRNK												
00710		#ACDTS AFT MARJ	1C31B	1C31B	1C31B	1C31B	1C31B	1C31B	1C31B	1C31B	1C31B	1C31B	1C31B	1C31B
00710		#ACDTS AFT MARJ	2C31B	2C31B	2C31B	2C31B	2C31B	2C31B	2C31B	2C31B	2C31B	2C31B	2C31B	2C31B

\*=item text changed from previous year



## 285

**A06b: DRUGS. Reasons for abstinence from, or stopping drug use (continued)**

**A06c: DRUGS. Worries about the consequences of quitting**

[illegible]

**A07a: DRUGS. Driving, tickets, and accidents after use**

[illegible]



## MONITORING THE FUTURE

Item Refer- ence Number	Page Loc. in this Volume	ITEM DESCRIPTION (ABBREVIATED)	QUESTIONNAIRE LOCATION BY YEAR (FORM, SECTION, AND QUESTION NUMBER)											
			1976	1977	1978	1979	1980	1981	1982	1983	1984	1985	1986	1987
A07a: DRUGS. Driving, tickets, and accidents after use (continued)														
00710		#ACDTS AFT MARJ	3C31B	3C31B	3C31B	3C31B	3C31B	3C31B	3C31B	3C31B	3C31B	3C31B	3C31B	3C31B
00710		#ACDTS AFT MARJ	4C31B	4C31B	4C31B	4C31B	4C31B	4C31B	4C31B	4C31B	4C31B	4C31B	4C31B	4C31B
00710		#ACDTS AFT MARJ	5C31B	5C31B	5C31B	5C31B	5C31B	5C31B	5C31B	5C31B	5C31B	5C31B	5C31B	5C31B
00710		#ACDTS AFT MARJ												
00720		#ACDTS AFT OTDG	1C31C	1C31C	1C31C	1C31C	1C31C	1C31C	1C31C	1C31C	1C31C	1C31C	1C31C	1C31C
00720		#ACDTS AFT OTDG	2C31C	2C31C	2C31C	2C31C	2C31C	2C31C	2C31C	2C31C	2C31C	2C31C	2C31C	2C31C
00720		#ACDTS AFT OTDG	3C31C	3C31C	3C31C	3C31C	3C31C	3C31C	3C31C	3C31C	3C31C	3C31C	3C31C	3C31C
00720		#ACDTS AFT OTDG	4C31C	4C31C	4C31C	4C31C	4C31C	4C31C	4C31C	4C31C	4C31C	4C31C	4C31C	4C31C
00720		#ACDTS AFT OTDG	5C31C	5C31C	5C31C	5C31C	5C31C	5C31C	5C31C	5C31C	5C31C	5C31C	5C31C	5C31C
00720		#ACDTS AFT OTDG												
01811		#X/2W DRIVE+ALCL									2E19A	2E19A	2E19A	2E20A
01812		#X/2W DRIVE+5DRK									2E19B	2E19B	2E19B	2E20B
01815		#X/2W RIDE+ALCL									2E20A	2E20A	2E20A	2E21A
01816		#X/2W RIDE+5DRK									2E20B	2E20B	2E20B	2E21B

**A07b: DRUGS. Other problems**

09190		AL CS BEHV REGRT	3D05A	3D05A	3D05A	3D05A	3D05A	3D05A	3D05A	3D05A	3D05A	3D05A	3D05A	3D05A
09200		AL HURT REL PRNT	3D05A	3D05A	3D05A	3D05A	3D05A	3D05A	3D05A	3D05A	3D05A	3D05A	3D05A	3D05A
09210		AL HURT REL SPSE	3D05A	3D05A	3D05A	3D05A	3D05A	3D05A	3D05A	3D05A	3D05A	3D05A	3D05A	3D05A
09220		AL HURT REL FRND	3D05A	3D05A	3D05A	3D05A	3D05A	3D05A	3D05A	3D05A	3D05A	3D05A	3D05A	3D05A
09230		AL HURT REL TCHR	3D05A	3D05A	3D05A	3D05A	3D05A	3D05A	3D05A	3D05A	3D05A	3D05A	3D05A	3D05A
09240		AL INV PL BD INF	3D05A	3D05A	3D05A	3D05A	3D05A	3D05A	3D05A	3D05A	3D05A	3D05A	3D05A	3D05A
09250		AL HURT PERF JOB	3D05A	3D05A	3D05A	3D05A	3D05A	3D05A	3D05A	3D05A	3D05A	3D05A	3D05A	3D05A
09260		AL CAUS<INTERSTD	3D05A	3D05A	3D05A	3D05A	3D05A	3D05A	3D05A	3D05A	3D05A	3D05A	3D05A	3D05A
09270		AL CS<STABL EMTN	3D05A	3D05A	3D05A	3D05A	3D05A	3D05A	3D05A	3D05A	3D05A	3D05A	3D05A	3D05A
09280		AL CS HAV<ENERGY	3D05A	3D05A	3D05A	3D05A	3D05A	3D05A	3D05A	3D05A	3D05A	3D05A	3D05A	3D05A
09290		AL INTF THNK CLR	3D05A	3D05A	3D05A	3D05A	3D05A	3D05A	3D05A	3D05A	3D05A	3D05A	3D05A	3D05A
09300		AL BD PSYCH EFCT	3D05A	3D05A	3D05A	3D05A	3D05A	3D05A	3D05A	3D05A	3D05A	3D05A	3D05A	3D05A
09310		AL CS HEALTH BAD	3D05A	3D05A	3D05A	3D05A	3D05A	3D05A	3D05A	3D05A	3D05A	3D05A	3D05A	3D05A
09320		AL CS DRIV UNSAF	3D05A	3D05A	3D05A	3D05A	3D05A	3D05A	3D05A	3D05A	3D05A	3D05A	3D05A	3D05A
09330		AL GT TRBL W POL	3D05A	3D05A	3D05A	3D05A	3D05A	3D05A	3D05A	3D05A	3D05A	3D05A	3D05A	3D05A
09340		AL CS NO PROBLEM		3D05A	3D05A	3D05A	3D05A	3D05A	3D05A	3D05A	3D05A	3D05A	3D05A	3D05A
09350		AL NEVER USED DG		3D05A	3D05A	3D05A	3D05A	3D05A	3D05A	3D05A	3D05A	3D05A	3D05A	3D05A
09360		MJ CS BEHV REGRT	3D05M	3D05M	3D05M	3D05M	3D05M	3D05M	3D05M	3D05M	3D05M	3D05M	3D05M	3D05M
09370		MJ HURT REL PRNT	3D05M	3D05M	3D05M	3D05M	3D05M	3D05M	3D05M	3D05M	3D05M	3D05M	3D05M	3D05M
09380		MJ HURT REL SPSE	3D05M	3D05M	3D05M	3D05M	3D05M	3D05M	3D05M	3D05M	3D05M	3D05M	3D05M	3D05M
09390		MJ HURT REL FRND	3D05M	3D05M	3D05M	3D05M	3D05M	3D05M	3D05M	3D05M	3D05M	3D05M	3D05M	3D05M
09400		MJ HURT REL TCHR	3D05M	3D05M	3D05M	3D05M	3D05M	3D05M	3D05M	3D05M	3D05M	3D05M	3D05M	3D05M
09410		MJ INV PL BD INF	3D05M	3D05M	3D05M	3D05M	3D05M	3D05M	3D05M	3D05M	3D05M	3D05M	3D05M	3D05M
09420		MJ HURT PERF JOB	3D05M	3D05M	3D05M	3D05M	3D05M	3D05M	3D05M	3D05M	3D05M	3D05M	3D05M	3D05M
09430		MJ CAUS<INTERSTD	3D05M	3D05M	3D05M	3D05M	3D05M	3D05M	3D05M	3D05M	3D05M	3D05M	3D05M	3D05M
09440		MJ CS<STABL EMTN	3D05M	3D05M	3D05M	3D05M	3D05M	3D05M	3D05M	3D05M	3D05M	3D05M	3D05M	3D05M
09450		MJ CS HAV<ENERGY	3D05M	3D05M	3D05M	3D05M	3D05M	3D05M	3D05M	3D05M	3D05M	3D05M	3D05M	3D05M
09460		MJ INTF THNK CLR	3D05M	3D05M	3D05M	3D05M	3D05M	3D05M	3D05M	3D05M	3D05M	3D05M	3D05M	3D05M
09470		MJ BD PSYCH EFCT	3D05M	3D05M	3D05M	3D05M	3D05M	3D05M	3D05M	3D05M	3D05M	3D05M	3D05M	3D05M
09480		MJ CS HEALTH BAD	3D05M	3D05M	3D05M	3D05M	3D05M	3D05M	3D05M	3D05M	3D05M	3D05M	3D05M	3D05M
09490		MJ CS DRIV UNSAF	3D05M	3D05M	3D05M	3D05M	3D05M	3D05M	3D05M	3D05M	3D05M	3D05M	3D05M	3D05M
09500		MJ GT TRBL W POL	3D05M	3D05M	3D05M	3D05M	3D05M	3D05M	3D05M	3D05M	3D05M	3D05M	3D05M	3D05M
09510		MJ CS NO PROBLEM		3D05M	3D05M	3D05M	3D05M	3D05M	3D05M	3D05M	3D05M	3D05M	3D05M	3D05M
09520		MJ NEVER USED DG		3D05M	3D05M	3D05M	3D05M	3D05M	3D05M	3D05M	3D05M	3D05M	3D05M	3D05M
09530		OT CS BEHV REGRT	3D05O	3D05O	3D05O	3D05O	3D05O	3D05O	3D05O	3D05O	3D05O	3D05O	3D05O	3D05O
09540		OT HURT REL PRNT	3D05O	3D05O	3D05O	3D05O	3D05O	3D05O	3D05O	3D05O	3D05O	3D05O	3D05O	3D05O
09550		OT HURT REL SPSE	3D05O	3D05O	3D05O	3D05O	3D05O	3D05O	3D05O	3D05O	3D05O	3D05O	3D05O	3D05O
09560		OT HURT REL FRND	3D05O	3D05O	3D05O	3D05O	3D05O	3D05O	3D05O	3D05O	3D05O	3D05O	3D05O	3D05O
09570		OT HURT REL TCHR	3D05O	3D05O	3D05O	3D05O	3D05O	3D05O	3D05O	3D05O	3D05O	3D05O	3D05O	3D05O
09580		OT INV PL BD INF	3D05O	3D05O	3D05O	3D05O	3D05O	3D05O	3D05O	3D05O	3D05O	3D05O	3D05O	3D05O
09590		OT HURT PERF JOB	3D05O	3D05O	3D05O	3D05O	3D05O	3D05O	3D05O	3D05O	3D05O	3D05O	3D05O	3D05O
09600		OT CAUS<INTERSTD	3D05O	3D05O	3D05O	3D05O	3D05O	3D05O	3D05O	3D05O	3D05O	3D05O	3D05O	3D05O
09610		OT CS<STABL EMTN	3D05O	3D05O	3D05O	3D05O	3D05O	3D05O	3D05O	3D05O	3D05O	3D05O	3D05O	3D05O
09620		OT CS HAV<ENERGY	3D05O	3D05O	3D05O	3D05O	3D05O	3D05O	3D05O	3D05O	3D05O	3D05O	3D05O	3D05O
09630		OT INTF THNK CLR	3D05O	3D05O	3D05O	3D05O	3D05O	3D05O	3D05O	3D05O	3D05O	3D05O	3D05O	3D05O
09640		OT BD PSYCH EFCT	3D05O	3D05O	3D05O	3D05O	3D05O	3D05O	3D05O	3D05O	3D05O	3D05O	3D05O	3D05O
09650		OT CS HEALTH BAD	3D05O	3D05O	3D05O	3D05O	3D05O	3D05O	3D05O	3D05O	3D05O	3D05O	3D05O	3D05O
09660		OT CS DRIV UNSAF	3D05O	3D05O	3D05O	3D05O	3D05O	3D05O	3D05O	3D05O	3D05O	3D05O	3D05O	3D05O
09670		OT GT TRBL W POL	3D05O	3D05O	3D05O	3D05O	3D05O	3D05O	3D05O	3D05O	3D05O	3D05O	3D05O	3D05O
09680		OT CS NO PROBLEM		3D05O	3D05O	3D05O	3D05O	3D05O	3D05O	3D05O	3D05O	3D05O	3D05O	3D05O
09690		OT NEVER USED DG		3D05O	3D05O	3D05O	3D05O	3D05O	3D05O	3D05O	3D05O	3D05O	3D05O	3D05O

**A08a: DRUGS. Sources of help, treatment**

07540		TRN FA/MO DRG HP		2E05A		2E07A								
07550		TRN SR/BR DRG HP		2E05B		2E07B								
07560		TRN RLTVS DRG HP		2E05C		2E07C								
07570		TRN FRND DRG HP		2E05D		2E07D								
07580		TRN DOCTR DRG HP		2E05E		2E07E								
07590		TRN CLINC DRG HP		2E05F		2E07F								
07600		TRN CNSLR DRG HP		2E05G		2E07G								
07610		TRN TCHR DRG HP		2E05H		2E07H								



## 287

**A07a: DRUGS. Driving, tickets, and accidents after use (continued)**

**A07b: DRUGS. Other problems**

**A08a: DRUGS. Sources of help, treatment**

[illegible]



[illegible]



[illegible]



**A11a: DRUGS. Own attitudes about use by adults** (continued)

**A11b: DRUGS. Own attitudes regarding drugs for own children**

**A11c: DRUGS. Own perceptions of users**

[illegible]



**A11a: DRUGS. Own attitudes about use by adults** (continued)

**A11b: DRUGS. Own attitudes regarding drugs for own children**

**A11c: DRUGS. Own perceptions of users**

[illegible]



**A11c: DRUGS. Own perceptions of users (continued)**

**A11d: DRUGS.** Own attitudes about use by people of high school age

**A12a: DRUGS. Parents' attitudes regarding drugs**

**A12b: DRUGS.** Friends and fellow students' attitudes regarding drugs

[illegible]



Item Reference Number	Page Loc. in this Volume	ITEM DESCRIPTION (ABBREVIATED)	QUESTIONNAIRE LOCATION BY YEAR (FORM, SECTION, AND QUESTION NUMBER)											
			1988	1989	1990	1991	1992	1993	1994	1995	1996	1997	1998	1999

A11c: DRUGS. Own perceptions of users (continued)

13100		I/MJ USR,>INDPND	5E01E	5E01E	5E01E	5E01E	5E01E	5E01E	5E01E	5E01E	5E01E	5E01E	5E01E	5E01E
13110		I/MJ USR,>UNSTBL	5E01F	5E01F	5E01F	5E01F	5E01F	5E01F	5E01F	5E01F	5E01F	5E01F	5E01F	5E01F
13120		I/MJ USR,>CNCRND	5E01G	5E01G	5E01G	5E01G	5E01G	5E01G	5E01G	5E01G	5E01G	5E01G	5E01G	5E01G
13130		I/MJ USR,>WKWLD	5E01H	5E01H	5E01H	5E01H	5E01H	5E01H	5E01H	5E01H	5E01H	5E01H	5E01H	5E01H
13140		I/MJ USR,>CRMNL	5E01I	5E01I	5E01I	5E01I	5E01I	5E01I	5E01I	5E01I	5E01I	5E01I	5E01I	5E01I
13330		I/DG USR,>CREATV	5E02A	5E02A	5E02A	5E02A	5E02A	5E02A	5E02A	5E02A	5E02A	5E02A	5E02A	5E02A
13340		I/DG USR,<SENSBL	5E02B	5E02B	5E02B	5E02B	5E02B	5E02B	5E02B	5E02B	5E02B	5E02B	5E02B	5E02B
13350		I/DG USR,>INTRST	5E02C	5E02C	5E02C	5E02C	5E02C	5E02C	5E02C	5E02C	5E02C	5E02C	5E02C	5E02C
13360		I/DG USR,<HRDWKG	5E02D	5E02D	5E02D	5E02D	5E02D	5E02D	5E02D	5E02D	5E02D	5E02D	5E02D	5E02D
13370		I/DG USR,>INDPND	5E02E	5E02E	5E02E	5E02E	5E02E	5E02E	5E02E	5E02E	5E02E	5E02E	5E02E	5E02E
13380		I/DG USR,>UNSTBL	5E02F	5E02F	5E02F	5E02F	5E02F	5E02F	5E02F	5E02F	5E02F	5E02F	5E02F	5E02F
13390		I/DG USR,>CNCRND	5E02G	5E02G	5E02G	5E02G	5E02G	5E02G	5E02G	5E02G	5E02G	5E02G	5E02G	5E02G
13400		I/DG USR,>WKWLD	5E02H	5E02H	5E02H	5E02H	5E02H	5E02H	5E02H	5E02H	5E02H	5E02H	5E02H	5E02H
13410		I/DG USR,>CRMNL	5E02I	5E02I	5E02I	5E02I	5E02I	5E02I	5E02I	5E02I	5E02I	5E02I	5E02I	5E02I
13670		DRG USE+MY FLGS	3E07C	3E07C	3E07C	3E07C	3E07C	3E07C	3E07C	3E07C	3E07C	3E05C	3E06C	3E06C
20880		GUY SMK COOL	5E03A	5E03A	5E03A	5E03A	5E03A	5E03A	5E03A	5E03A	5E03A	5E03A	5E03A	5E03A
20890		GUY SMK INSECURE	5E03B	5E03B	5E03B	5E03B	5E03B	5E03B	5E03B	5E03B	5E03B	5E03B	5E03B	5E03B
20900		GUY SMK INDPNDNT	5E03C	5E03C	5E03C	5E03C	5E03C	5E03C	5E03C	5E03C	5E03C	5E03C	5E03C	5E03C
20910		GUY SMK CONFORMG	5E03D	5E03D	5E03D	5E03D	5E03D	5E03D	5E03D	5E03D	5E03D	5E03D	5E03D	5E03D
20920		GUY SMK MATURE	5E03E	5E03E	5E03E	5E03E	5E03E	5E03E	5E03E	5E03E	5E03E	5E03E	5E03E	5E03E
20930		GUY SM TRY MATUR	5E03F	5E03F	5E03F	5E03F	5E03F	5E03F	5E03F	5E03F	5E03F	5E03F	5E03F	5E03F
20940		GRL SMK COOL	5E04A	5E04A	5E04A	5E04A	5E04A	5E04A	5E04A	5E04A	5E04A	5E04A	5E04A	5E04A
20950		GRL SMK INSECURE	5E04B	5E04B	5E04B	5E04B	5E04B	5E04B	5E04B	5E04B	5E04B	5E04B	5E04B	5E04B
20960		GRL SMK INDPNDNT	5E04C	5E04C	5E04C	5E04C	5E04C	5E04C	5E04C	5E04C	5E04C	5E04C	5E04C	5E04C
20970		GRL SMK CONFORMG	5E04D	5E04D	5E04D	5E04D	5E04D	5E04D	5E04D	5E04D	5E04D	5E04D	5E04D	5E04D
20980		GRL SMK MATURE	5E04E	5E04E	5E04E	5E04E	5E04E	5E04E	5E04E	5E04E	5E04E	5E04E	5E04E	5E04E
20990		GRL SM TRY MATUR	5E04F	5E04F	5E04F	5E04F	5E04F	5E04F	5E04F	5E04F	5E04F	5E04F	5E04F	5E04F
21000		SMKRS ENJOY LIFE	5E05A	5E05A	5E05A	5E05A	5E05A	5E05A	5E05A	5E05A	5E05A	5E05A	5E05A	5E05A
21010		PRFR DATE N-SMKR	5E05B	5E05B	5E05B	5E05B	5E05B	5E05B	5E05B	5E05B	5E05B	5E05B	5E05B	5E05B
21020		HARMFUL CIG EXAG	5E05C	5E05C	5E05C	5E05C	5E05C	5E05C	5E05C	5E05C	5E05C	5E05C	5E05C	5E05C
21030		SMKR POOR JDGMNT	5E05D	5E05D	5E05D	5E05D	5E05D	5E05D	5E05D	5E05D	5E05D	5E05D	5E05D	5E05D
21040		DONT MIND SMOKNG	5E05E	5E05E	5E05E	5E05E	5E05E	5E05E	5E05E	5E05E	5E05E	5E05E	5E05E	5E05E
21050		SMKG DIRTY HABIT	5E05F	5E05F	5E05F	5E05F	5E05F	5E05F	5E05F	5E05F	5E05F	5E05F	5E05F	5E05F
21055		DTEST NEAR SMKRS	5E05G	5E05G	5E05G	5E05G	5E05G	5E05G	5E05G	5E05G	5E05G	5E05G	5E05G	5E05G

A11d: DRUGS. Own attitudes about use by people of high school age

22070		PR PTY-OTH HI AL	5E09C	5E09C	5E10C	5E10C	5E10C	5E10C	5E10C	5E10C	5E10C	5E10C	5E10C	5E10C
22090		PR PTY-OT USE MJ	5E09E	5E09E	5E10E	5E10E	5E10E	5E10E	5E10E	5E10E	5E10E	5E10E	5E10E	5E10E
22110		PR PTY-OT USE OT	5E09G	5E09G	5E10G	5E10G	5E10G	5E10G	5E10G	5E10G	5E10G	5E10G	5E10G	5E10G
22405		USE DRUGS-PEERS										6D05D	6D05D*	6D05D
30340		CIG SMKRS-PEERS										6D04D	6D04D*	6D04D

A12a: DRUGS. Parents' attitudes regarding drugs

11380		PRNT DAP CIGS												
11390		PRNT DAP TRY MRJ												
11400		PRNT DAP MJ OCC												
11410		PRNT DAP MJ REG												
11420		PRNT DAP TRY LSD												
11430		PRNT DAP TRY AMP												
11440		PRNT DAP 1-2DR/D												
11450		PRNT DAP 4-5DR/D												
11460		PRNT DAP 5+DR/WE												

A12b: DRUGS. Friends and fellow students' attitudes regarding drugs

11470		FRD DAP CIGS	4E07A	4E07A	4E07A	4E07A	4E07A	4E07A	4E07A	4E07A	4E07A	4E07A	4E07A	4E06A
11470		FRD DAP CIGS		6D12A	6D12A	6D10A	6D10A	6D10A	6D10A	6D10A	6D10A	6D10A	6D17C	6D18C
11480		FRD DAP TRY MARJ	4E07B	4E07B	4E07B	4E07B	4E07B	4E07B	4E07B	4E07B	4E07B	4E07B	4E07B	4E06B
11480		FRD DAP TRY MARJ		6D12B	6D12B	6D10B	6D10B	6D10B	6D10B	6D10B	6D10B	6D17G	6D17G	6D18G
11490		FRD DAP MJ OCC	4E07C	4E07C	4E07C	4E07C	4E07C	4E07C	4E07C	4E07C	4E07C	4E07C	4E07C	4E06C
11490		FRD DAP MJ OCC		6D12C	6D12C	6D10C	6D10C	6D10C	6D10C	6D10C	6D10C	6D17H	6D17H	6D18H
11500		FRD DAP MJ REG	4E07D	4E07D	4E07D	4E07D	4E07D	4E07D	4E07D	4E07D	4E07D	4E07D	4E07D	4E06D
11500		FRD DAP MJ REG		6D12D	6D12D	6D10D	6D10D	6D10D	6D10D	6D10D	6D10D	6D17I	6D17I	6D18I
11510		FRD DAP TRY LSD	4E07E	4E07E	4E07E	4E07E	4E07E	4E07E	4E07E	4E07E	4E07E	4E07E	4E07E	4E06E
11510		FRD DAP TRY LSD		6D12E										
11520		FRD DAP TRY AMP	4E07F	4E07F	4E07F	4E07F	4E07F	4E07F	4E07F	4E07F	4E07F	4E07F	4E07F	4E06F
11520		FRD DAP TRY AMP		6D12F										
11525		FRD DAP TRY COKE	4E07G	4E07G	4E07G	4E07G	4E07G	4E07G	4E07G	4E07G	4E07G	4E07G	4E07G	4E06G
11526		FRD DAP COKE OCC	4E07H	4E07H	4E07H	4E07H	4E07H	4E07H	4E07H	4E07H	4E07H	4E07H	4E07H	4E06H
11530		FRD DAP 1-2DR/DA	4E07I	4E07I	4E07I	4E07I	4E07I	4E07I	4E07I	4E07I	4E07I	4E07I	4E07I	4E06I
11530		FRD DAP 1-2DR/DA		6D12K	6D12I	6D10I	6D10I	6D10I	6D10I	6D10I	6D10I	6D17N	6D17N	6D18N
11540		FRD DAP 4-5DR/DA	4E07J	4E07J	4E07J	4E07J	4E07J	4E07J	4E07J	4E07J	4E07J	4E07J	4E07J	4E06J
11540		FRD DAP 4-5DR/DA		6D12L	6D12J	6D10J	6D10J	6D10J	6D10J	6D10J	6D10J	6D17O	6D17O	6D18O
11550		FRD DAP 5+DR/WKD	4E07K	4E07K	4E07K	4E07K	4E07K	4E07K	4E07K	4E07K	4E07K	4E07K	4E07K	4E06K
11550		FRD DAP 5+DR/WKD		6D12M	6D12K	6D10K	6D10K	6D10K	6D10K	6D10K	6D10K	6D17P	6D17P	6D18P
11551		FRD DAP DRIV+2DR	4E07L	4E07L	4E07L	4E07L	4E07L	4E07L	4E07L	4E07L	4E07L	4E07L	4E07L	4E06L
11551		FRD DAP DRIV+2DR		6D12N	6D12L	6D10L	6D10L	6D10L	6D10L	6D10L	6D10L	6D17Q	6D17Q	6D18Q

\*=item text changed from previous year



**A12b: DRUGS. Friends and fellow students' attitudes regarding drugs (continued)**

**A12c: DRUGS. Perception of drug users**

**A13a: DRUGS. Preferred legality for adults**

**A13b: DRUGS. Own response to legalization**

[illegible]



**A12b: DRUGS. Friends and fellow students' attitudes regarding drugs (continued)**

**A12c: DRUGS. Perception of drug users**

**A13a: DRUGS. Preferred legality for adults**

**A13b: DRUGS. Own response to legalization**

[illegible]



**A13c: DRUGS. Knowledge of marijuana laws**

**A14a: DRUGS. Risk of harm to self**

12360		RSK OF CIG1+PK/												
12360		RSK OF CIG1+PK/D												
12360		RSK OF CIG1+PK/D	5A23A	5A23A	5A23A	5A23A	5A23A	5A23A	5A23A	5A23A	5A23A	5A23A	5A23A	5A23A
12360		RSK OF CIG1+PK/D												
12365		RSK OF SMKLSS RG											5A23U	5A23U
12370		RSK OF MJ 1-2 X												
12370		RSK OF MJ 1-2 X												
12370		RSK OF MJ 1-2 X												
12370		RSK OF MJ 1-2 X	5A23B	5A23B	5A23B	5A23B	5A23B	5A23B	5A23B	5A23B	5A23B	5A23B	5A23B	5A23B
12370		RSK OF MJ 1-2 X												
12380		RSK OF MJ OCSNL												
12380		RSK OF MJ OCSNLY												
12380		RSK OF MJ OCSNLY												
12380		RSK OF MJ OCSNLY	5A23C	5A23C	5A23C	5A23C	5A23C	5A23C	5A23C	5A23C	5A23C	5A23C	5A23C	5A23C
12380		RSK OF MJ OCSNLY												
12390		RSK OF MJ REGLY												
12390		RSK OF MJ REGLY												
12390		RSK OF MJ REGLY												
12390		RSK OF MJ REGLY	5A23D	5A23D	5A23D	5A23D	5A23D	5A23D	5A23D	5A23D	5A23D	5A23D	5A23D	5A23D
12390		RSK OF MJ REGLY												
12400		RSK OF LSD 1-2 X	5A23E	5A23E	5A23E	5A23E	5A23E	5A23E	5A23E	5A23E	5A23E	5A23E	5A23E	5A23E
12400		RSK OF LSD 1-2 X												
12410		RSK OF LSD REGLY	5A23F	5A23F	5A23F	5A23F	5A23F	5A23F	5A23F	5A23F	5A23F	5A23F	5A23F	5A23F
12410		RSK OF LSD REGLY												
12415		RSK PCP 1-2X												2E02G
12415		RSK PCP 1-2X												
12420		RSK OF "H" 1-2 X	5A23G	5A23G	5A23G	5A23G	5A23G	5A23G	5A23G	5A23G	5A23G	5A23G	5A23G	5A23G
12420		RSK OF "H" 1-2 X												
12430		RSK OF "H" OCSNL	5A23H	5A23H	5A23H	5A23H	5A23H	5A23H	5A23H	5A23H	5A23H	5A23H	5A23H	5A23H
12430		RSK OF "H" OCSNL												
12440		RSK OF "H" REGLY	5A23I	5A23I	5A23I	5A23I	5A23I	5A23I	5A23I	5A23I	5A23I	5A23I	5A23I	5A23I
12440		RSK OF "H" REGLY												
12450		RSK OF BARB 1-2X	5A23J	5A23J	5A23J	5A23J	5A23J	5A23J	5A23J	5A23J	5A23J	5A23J	5A23J	5A23J
12460		RSK OF BARB REGY	5A23K	5A23K	5A23K	5A23K	5A23K	5A23K	5A23K	5A23K	5A23K	5A23K	5A23K	5A23K
12470		RSK OF AMPH 1-2X	5A23L	5A23L	5A23L	5A23L	5A23L	5A23L	5A23L	5A23L	5A23L	5A23L	5A23L	5A23L
12470		RSK OF AMPH 1-2X												
12480		RSK OF AMPH REG	5A23M	5A23M	5A23M	5A23M	5A23M	5A23M	5A23M	5A23M	5A23M	5A23M	5A23M	5A23M
12480		RSK OF AMPH REG												
12490		RSK OF COKE 1-2X	5A23N	5A23N	5A23N	5A23N	5A23N	5A23N	5A23N	5A23N	5A23N	5A23N	5A23N	5A23N
12490		RSK OF COKE 1-2X												
12495		RSK OF COKE OCSN												
12500		RSK OF COKE REG	5A23O	5A23O	5A23O	5A23O	5A23O	5A23O	5A23O	5A23O	5A23O	5A23O	5A23O	5A23O
12501		RSK COK PWDR 1-												
12501		RSK COK PWDR 1-2												2E02A
12501		RSK COK PWDR 1-2												
12501		RSK COK PWDR 1-2												
12502		RSK COK PWDR OC												
12502		RSK COK PWDR OCC												2E02B
12502		RSK COK PWDR OCC												
12502		RSK COK PWDR RE												
12503		RSK COK PWDR REG												2E02C
12503		RSK COK PWDR REG												
12503		RSK COK PWDR REG												
12504		RSK CRACK 1-2X												2E02D
12504		RSK CRACK 1-2X												
12504		RSK CRACK 1-2X												
12504		RSK CRACK 1-2X												
12505		RSK CRACK OCC												2E02E
12505		RSK CRACK OCC												
12505		RSK CRACK OCC												
12506		RSK CRACK REG												
12506		RSK CRACK REG												2E02F
12506		RSK CRACK REG												
12506		RSK CRACK REG												
12510		RSK OF 1-2 DRIN												
12510		RSK OF 1-2 DRINK												
12510		RSK OF 1-2 DRINK												
12510		RSK OF 1-2 DRINK	5A23P	5A23P	5A23P	5A23P	5A23P	5A23P	5A23P	5A23P	5A23P	5A23P	5A23P	5A23P
12510		RSK OF 1-2 DRINK												
12520		RSK OF 1-2 DR/D												
12520		RSK OF 1-2 DR/DA												
12520		RSK OF 1-2 DR/DA												
12520		RSK OF 1-2 DR/DA												



[illegible]

**A13c: DRUGS. Knowledge of marijuana laws**

[illegible]

**A14a: DRUGS. Risk of harm to self**

12360		RSK OF CIG1+PK/ RSK OF CIG1+PK/D RSK OF CIG1+PK/D RSK OF CIG1+PK/D RSK OF CIG1+PK/D	5A23A	5A23A 6A16A	1A012A 2A04A 3A29A 5A23A 6A16A	1A012A 2A04A 3A29A 5A23A 6A18A	1A012A 2A04A 3A29A 5A23A 6A18A	1A012A 2A04A 3A29A 5A23A 6A18A	1A012A 2A04A 3A29A 5A23A 6A19A	1A012A 2A04A 3A29A 5A23A 6A19A	1A012A 2A04A 3A29A 5A23A 6A19A	1A012A 2A04A 3A29A 5A23A 6A17A	1A012A 2A04A 3A29A 5A23A 6A17A	1A012A 2A04A 3A29A 5A23A 6A17A
12365		RSK OF SMKLSR RG RSK OF MJ 1-2 X RSK OF MJ 1-2 X RSK OF MJ 1-2 X RSK OF MJ 1-2 X	5A23U	5A23U	5A23U 1A012B 2A04B 3A29B 5A23B	5A23U 1A012B 2A04B 3A29B 5A23B	5A23U 1A012B 2A04B 3A29B 5A23B	5A23U 1A012B 2A04B 3A29B 5A23B	5A23U 1A012B 2A04B 3A29B 5A23B	5A23U 1A012B 2A04B 3A29B 5A23B	5A23U 1A012B 2A04B 3A29B 5A23B	5A23U 1A012B 2A04B 3A29B 5A23B	5A23U 1A012B 2A04B 3A29B 5A23B	5A23U 1A012B 2A04B 3A29B 5A23B
12370		RSK OF MJ 1-2 X RSK OF MJ OCSNL RSK OF MJ OCSNLY RSK OF MJ OCSNLY RSK OF MJ OCSNLY		6A16B   5A23C	6A16B 1A012C 2A04C 3A29C 5A23C	6A18B 1A012C 2A04C 3A29C 5A23C	6A18B 1A012C 2A04C 3A29C 5A23C	6A18B 1A012C 2A04C 3A29C 5A23C	6A19B 1A012C 2A04C 3A29C 5A23C	6A19B 1A012C 2A04C 3A29C 5A23C	6A19B 1A012C 2A04C 3A29C 5A23C	6A17B 1A012C 2A04C 3A29C 5A23C	6A17B 1A012C 2A04C 3A29C 5A23C	6A17B 1A012C 2A04C 3A29C 5A23C
12380		RSK OF MJ OCSNLY RSK OF MJ REGLY RSK OF MJ REGLY RSK OF MJ REGLY RSK OF MJ REGLY		6A16C   5A23D	6A16C 1A012D 2A04D 3A29D 5A23D	6A18C 1A012D 2A04D 3A29D 5A23D	6A18C 1A012D 2A04D 3A29D 5A23D	6A18C 1A012D 2A04D 3A29D 5A23D	6A19C 1A012D 2A04D 3A29D 5A23D	6A19C 1A012D 2A04D 3A29D 5A23D	6A19C 1A012D 2A04D 3A29D 5A23D	6A17C 1A012D 2A04D 3A29D 5A23D	6A17C 1A012D 2A04D 3A29D 5A23D	6A17C 1A012D 2A04D 3A29D 5A23D
12390		RSK OF MJ REGLY RSK OF LSD 1-2 X RSK OF LSD 1-2 X RSK OF LSD REGLY RSK OF LSD REGLY	5A23E	6A16D 5A23E 6A16E 5A23F	6A16D 5A23E  5A23F	6A18D 5A23E  5A23F	6A18D 5A23E  5A23F	6A18D 5A23E  5A23F	6A19D 5A23E  5A23F	6A19D 5A23E  5A23F	6A19D 5A23E  5A23F	6A17D 5A23E  5A23F	6A17D 5A23E  5A23F	6A17D 5A23E  5A23F
12415		RSK PCP 1-2X RSK PCP 1-2X RSK OF "H" 1-2 X RSK OF "H" 1-2 X RSK OF "H" OCSNL	2E02G	2E02G 6A16R 5A23G 6A16G 5A23H	2E02G  5A23G  5A23H	2E02G  5A23G  5A23H	2E02G  5A23G  5A23H	2E02G  5A23G  5A23H	2E02G  5A23G  5A23H	2E02G  5A23G  5A23H	2E02G  5A23G  5A23H	2E02G  5A23G  5A23H	2E02G  5A23G  5A23H	2E02G  5A23G  5A23H
12430		RSK OF "H" OCSNL RSK OF "H" REGLY RSK OF "H" REGLY RSK OF BARB 1-2X RSK OF BARB REGY	5A23I	6A16H 5A23I 6A16I 5A23J 5A23K	5A23I   5A23J 5A23K	5A23I   5A23J 5A23K	5A23I   5A23J 5A23K	5A23I   5A23J 5A23K	5A23I   5A23J 5A23K	5A23I   5A23J 5A23K	5A23I   5A23J 5A23K	5A23I   5A23J 5A23K	5A23I   5A23J 5A23K	5A23I   5A23J 5A23K
12470		RSK OF AMPH 1-2X RSK OF AMPH 1-2X RSK OF AMPH REG RSK OF AMPH REG RSK OF COKE 1-2X	5A23L	5A23L 6A16J 5A23M 6A16K 5A23N	5A23L  5A23M  5A23N	5A23L  5A23M  5A23N	5A23L  5A23M  5A23N	5A23L  5A23M  5A23N	5A23L  5A23M  5A23N	5A23L  5A23M  5A23N	5A23L  5A23M  5A23N	5A23L  5A23M  5A23N	5A23L  5A23M  5A23N	5A23L  5A23M  5A23N
12490		RSK OF COKE 1-2X RSK OF COKE OCSN RSK OF COKE REG RSK COK PWDR 1- RSK COK PWDR 1-2	5A23T	5A23T 5A23O   2E02A	5A23T 5A23O 1A012E  2E02A	5A23T 5A23O 1A012E  2E02A	5A23T 5A23O 1A012E  2E02A	5A23T 5A23O 1A012E  2E02A	5A23T 5A23O 1A012E  2E02A	5A23T 5A23O 1A012E  2E02A	5A23T 5A23O 1A012E  2E02A	5A23T 5A23O 1A012E  2E02A	5A23T 5A23O 1A012E  2E02A	5A23T 5A23O 1A012E  2E02A
12501		RSK COK PWDR 1-2 RSK COK PWDR 1-2 RSK COK PWDR OC RSK COK PWDR OCC RSK COK PWDR OCC	2E02B	6A16L  2E02B 2E02B	3A29E 6A18E  2E02B 3A29F	3A29E 6A18E 1A012F 2E02B 3A29F	3A29E 6A18E 1A012F 2E02B 3A29F	3A29E 6A18E 1A012F 2E02B 3A29F	3A29E 6A19E 1A012F 2E02B 3A29F	3A29E 6A19E 1A012F 2E02B 3A29F	3A29E 6A19E 1A012F 2E02B 3A29F	3A29E 6A19E 1A012F 2E02B 3A29F	3A29E 6A19E 1A012F 2E02B 3A29F	3A29E 6A19E 1A012F 2E02B 3A29F
12502		RSK COK PWDR OCC RSK COK PWDR RE RSK COK PWDR REG RSK COK PWDR REG RSK COK PWDR REG	2E02C	6A16M 1A012G 2E02C 3A29G 6A16N	6A16F 1A012G 2E02C 3A29G 6A16G	6A18F 1A012G 2E02C 3A29G 6A18G	6A18F 1A012G 2E02C 3A29G 6A18G	6A18F 1A012G 2E02C 3A29G 6A18G	6A19F 1A012G 2E02C 3A29G 6A19G	6A19F 1A012G 2E02C 3A29G 6A19G	6A19F 1A012G 2E02C 3A29G 6A19G	6A19F 1A012G 2E02C 3A29G 6A19G	1A012G 2E02C 3A29G 6A19G	1A012G 2E02C 3A29G 6A19G
12504		RSK CRACK 1-2X RSK CRACK 1-2X RSK CRACK 1-2X RSK CRACK 1-2X RSK CRACK OCC	2E02D	2E02D  6A16O	1A012H 2E02D 3A29H 6A16H 1A012I	1A012H 2E02D 3A29H 6A18H 1A012I	1A012H 2E02D 3A29H 6A18H 1A012I	1A012H 2E02D 3A29H 6A18H 1A012I	1A012H 2E02D 3A29H 6A19H 1A012I	1A012H 2E02D 3A29H 6A19H 1A012I	1A012H 2E02D 3A29H 6A19H 1A012I	1A012H 2E02D 3A29H 6A19H 1A012I	1A012H 2E02D 3A29H 6A19H 1A012I	1A012H 2E02D 3A29H 6A19H 1A012I
12505		RSK CRACK OCC RSK CRACK OCC RSK CRACK OCC RSK CRACK REG RSK CRACK REG	2E02E	2E02E  6A16P	2E02E 3A29I 6A16I 1A012J 2E02F	2E02E 3A29I 6A18I 1A012J 2E02F	2E02E 3A29I 6A18I 1A012J 2E02F	2E02E 3A29I 6A18I 1A012J 2E02F	2E02E 3A29I 6A19I 1A012J 2E02F	2E02E 3A29I 6A19I 1A012J 2E02F	2E02E 3A29I 6A19I 1A012J 2E02F	2E02E 3A29I 6A19I 1A012J 2E02F	2E02E 3A29I 6A19I 1A012J 2E02F	2E02E 3A29I 6A19I 1A012J 2E02F
12506		RSK CRACK REG RSK CRACK REG RSK OF 1-2 DRIN RSK OF 1-2 DRINK RSK OF 1-2 DRINK		6A16Q	3A29J 6A16J 1A012K 2A04E 3A29K	3A29J 6A18J 1A012K 2A04E 3A29K	3A29J 6A18J 1A012K 2A04E 3A29K	3A29J 6A18J 1A012K 2A04E 3A29K	3A29J 6A19J 1A012K 2A04E 3A29K	3A29J 6A19J 1A012K 2A04E 3A29K	3A29J 6A19J 1A012K 2A04E 3A29K	3A29J 6A19J 1A012K 2A04E 3A29K	1A012K 2A04E 3A29K	1A012K 2A04E 3A29K
12510		RSK OF 1-2 DRINK RSK OF 1-2 DRINK RSK OF 1-2 DR/D RSK OF 1-2 DR/D RSK OF 1-2 DR/D	5A23P	5A23P 6A16S	5A23P 6A16K 1A012L 2A04F 3A29L	5A23P 6A18K 1A012L 2A04F 3A29L	5A23P 6A18K 1A012L 2A04F 3A29L	5A23P 6A18K 1A012L 2A04F 3A29L	5A23P 6A19K 1A012L 2A04F 3A29L	5A23P 6A19K 1A012L 2A04F 3A29L	5A23P 6A19K 1A012L 2A04F 3A29L	5A23P 6A19K 1A012L 2A04F 3A29L	5A23P 6A19K 1A012L 2A04F 3A29L	5A23P 6A19K 1A012L 2A04F 3A29L



**A14a: DRUGS. Risk of harm to self (continued)**

**A14b: DRUGS. Risk of drug harm to others**

**A15a: DRUGS. Admitting use in questionnaire**

**A16a: DRUGS. Parent groups**

**A17a: DRUGS. Perceived use of drugs by role models**

**A17b: DRUGS. Perceived attitudes toward drugs by role models**

[illegible]



Item Refer- ence Number	Page Loc. in this Volume	ITEM DESCRIPTION (ABBREVIATED)	QUESTIONNAIRE LOCATION BY YEAR (FORM, SECTION, AND QUESTION NUMBER)											
			1988	1989	1990	1991	1992	1993	1994	1995	1996	1997	1998	1999

## A14a: DRUGS. Risk of harm to self (continued)

12520		RSK OF 1-2 DR/DA	5A23Q	5A23Q	5A23Q	5A23Q	5A23Q	5A23Q	5A23Q	5A23Q	5A23Q	5A23Q	5A23Q	5A23Q
12520		RSK OF 1-2 DR/DA		6A16T	6A16L	6A18L	6A18L	6A18L	6A19L	6A19L	6A19L	6A19L	6A17F	6A17F
12530		RSK OF 4-5 DR/D			1A012M	1A012M	1A012M	1A012M	1A012M	1A012M	1A012M	1A012M	1A012M	1A012M
12530		RSK OF 4-5 DR/DA			2A04G	2A04G	2A04G	2A04G	2A04G	2A04G	2A04G	2A04G	2A04G	2A04G
12530		RSK OF 4-5 DR/DA			3A29M	3A29M	3A29M	3A29M	3A29M	3A29M	3A29M	3A29M	3A29M	3A29M
12530		RSK OF 4-5 DR/DA	5A23R	5A23R	5A23R	5A23R	5A23R	5A23R	5A23R	5A23R	5A23R	5A23R	5A23R	5A23R
12530		RSK OF 4-5 DR/DA		6A16U	6A16M	6A18M	6A18M	6A18M	6A19M	6A19M	6A19M	6A19M	6A17G	6A17G
12540		RSK OF 5+DR/WKN			1A012N	1A012N	1A012N	1A012N	1A012N	1A012N	1A012N	1A012N	1A012N	1A012N
12540		RSK OF 5+DR/WKND			2A04H	2A04H	2A04H	2A04H	2A04H	2A04H	2A04H	2A04H	2A04H	2A04H
12540		RSK OF 5+DR/WKND			3A29N	3A29N	3A29N	3A29N	3A29N	3A29N	3A29N	3A29N	3A29N	3A29N
12540		RSK OF 5+DR/WKND	5A23S	5A23S	5A23S	5A23S	5A23S	5A23S	5A23S	5A23S	5A23S	5A23S	5A23S	5A23S
12540		RSK OF 5+DR/WKND		6A16V	6A16N	6A18N	6A18N	6A18N	6A19N	6A19N	6A19N	6A19N	6A17H	6A17H
23040		RSK MDMA 1-2X											6A17J	6A17J
23620		RSK OF STEROIDS		6A16W										
24420		RSK ICE 1-2X			2E02H	2E02H	2E02H	2E02H	2E02H	2E02H	2E02H	2E02H	2E02H	2E02H
24510		RSK STERIOD ATHL			6A16O	6A18O	6A18O	6A11O	6A11O	6A19O	6A19O	6A17I	6A17I	6A17I
29600		RSK H -NDL 1-2X								1A012O	1A012O	1A012O	1A012O	1A012O
29610		RSK H -NDL OCC								1A012P	1A012P	1A012P	1A012P	1A012P

## A14b: DRUGS. Risk of drug harm to others

07320		RSK/OT CIG1+PK/D												
07330		RSK/OT MJ 1-2 X												
07340		RSK/OT MJ OCSNLY												
07350		RSK/OT MJ REGLY												
07360		RSK/OT LSD 1-2 X												
07370		RSK/OT LSD REGLY												
07380		RSK/OT 'H' 1-2 X												
07390		RSK/OT 'H' OCSNL												
07400		RSK/OT 'H' REGLY												
07410		RSK/OT BARB 1-2X												
07420		RSK/OT BARB REGY												
07430		RSK/OT AMPH 1-2X												
07440		RSK/OT AMPH REG												
07450		RSK/OT COKE 1-2X												
07460		RSK/OT COKE REG												
07470		RSK/OT 1-2 DRINK												
07480		RSK/OT 1-2 DR/DA												
07490		RSK/OT 4-5 DR/DA												
07500		RSK/OT 5+DR/WKND												

## A15a: DRUGS. Admitting use in questionnaire

20800		WLD ADMT USE MJ	5E10	5E10	5E11	5E11	5E11	5E11	5E11	5E11	5E11	5E11	5E11	5E11
20810		WLD ADMT USE AMP	5E11	5E11	5E12	5E12	5E12	5E12	5E12	5E12	5E12	5E12	5E12	5E12
20820		WLD ADMT USE HER	5E12	5E12	5E13	5E13	5E13	5E13	5E13	5E13	5E13	5E13	5E13	5E13

## A16a: DRUGS. Parent groups

21730		IDEA PARENTS GRP												
21740		#FRNDS PRNTS GRP												
21750		OWN PRNTS IN GRP												
21760		GP IMPCT OWN FLG												
21770		GP CHG RELP PRNT												
21780		#FRNDS ANTIDG GP												
21790		EVR IN ANTIDG GP												

## A17a: DRUGS. Perceived use of drugs by role models

22380		USE DRUGS-ATHLTS	4E08A	4E08A	4E08A	4E08A	4E08A	4E08A	4E08A	4E08A	4E08A	4E08A	4E08A	4E07A
22380		USE DRUGS-ATHLTS												6D05A
22390		USE DRUGS-ROCKRS	4E08B	4E08B	4E08B	4E08B	4E08B	4E08B	4E08B	4E08B	4E08B	4E08B	4E08B	4E07B
22390		USE DRUGS-ROCKRS												6D05B
22400		USE DRUGS-ACTORS	4E08C	4E08C	4E08C	4E08C	4E08C	4E08C	4E08C	4E08C	4E08C	4E08C	4E08C	4E07C
22400		USE DRUGS-ACTORS												6D05C
22405		USE DRUGS-PEERS												6D05D
30310		CIG SMKRS-ATHLTS												6D04A
30320		CIG SMKRS-ROCKRS												6D04B
30330		CIG SMKRS-ACTORS												6D04C
30340		CIG SMKRS-PEERS												6D04D

## A17b: DRUGS. Perceived attitudes toward drugs by role models

22420		DISAP USE-ATHLTS	4E09A	4E09A	4E09A	4E09A	4E09A	4E09A	4E09A	4E09A	4E09A	4E09A	4E09A	4E08A
22430		DISAP USE-ROCKRS	4E09B	4E09B	4E09B	4E09B	4E09B	4E09B	4E09B	4E09B	4E09B	4E09B	4E09B	4E08B
22440		DISAP USE-ACTORS	4E09C	4E09C	4E09C	4E09C	4E09C	4E09C	4E09C	4E09C	4E09C	4E09C	4E09C	4E08C
22450		DISAP USE-PEOPLE	4E09D	4E09D	4E09D	4E09D	4E09D	4E09D	4E09D	4E09D	4E09D	4E09D	4E09D	4E08D



Item Reference Number	Page Loc. in this Volume	ITEM DESCRIPTION (ABBREVIATED)	QUESTIONNAIRE LOCATION BY YEAR (FORM, SECTION, AND QUESTION NUMBER)											
			1976	1977	1978	1979	1980	1981	1982	1983	1984	1985	1986	1987

## A18a: DRUGS. Advertising

30260		#X ANTISMK TV/RD												
30270		#X ANTISMK PRINT												
30280		ANTISMK ADS<FVRB												
30290		ANTISMK ADS<LKLY												
30300		ANTISMK ADS EXAG												

## A18b: DRUGS. Logos

30160		OWN TOBACCO LOGO												
30170		CIG LOGO CAMEL												
30180		CIG LOGO KOOL												
30190		CIG LOGO MARLB												
30200		CIG LOGO NEWPT												
30210		CIG LOGO VASLM												
30220		CIG LOGO OTHER												

## A18c: DRUGS. Coupons

30230		SAVED CIG COUPON												
30240		SAVE CIG CPN NOW												

## A18d: DRUGS. Free samples

30250		CO GIVE FREE CIG												
-------	--	------------------	--	--	--	--	--	--	--	--	--	--	--	--

## A18e: DRUGS. Movies or TV

30360		SMKRS MOVIE THTR												
30370		SMKRS MOVIE HOME												

## B01: EDUCATION. High school: scholastic status, objectives, experiences

00390		WHEN R XPCT GRA	1C14	1C14	1C14	1C14	1C14	1C14	1C14	1C14	1C14	1C14	1C14	1C14
00390		WHEN R XPCT GRAD	2C14	2C14	2C14	2C14	2C14	2C14	2C14	2C14	2C14	2C14	2C14	2C14
00390		WHEN R XPCT GRAD	3C14	3C14	3C14	3C14	3C14	3C14	3C14	3C14	3C14	3C14	3C14	3C14
00390		WHEN R XPCT GRAD	4C14	4C14	4C14	4C14	4C14	4C14	4C14	4C14	4C14	4C14	4C14	4C14
00390		WHEN R XPCT GRAD	5C14	5C14	5C14	5C14	5C14	5C14	5C14	5C14	5C14	5C14	5C14	5C14
00390		WHEN R XPCT GRAD												
00400		R'S HS PROGRAM	1C15	1C15	1C15	1C15	1C15	1C15	1C15	1C15	1C15	1C15	1C15	1C15
00400		R'S HS PROGRAM	2C15	2C15	2C15	2C15	2C15	2C15	2C15	2C15	2C15	2C15	2C15	2C15
00400		R'S HS PROGRAM	3C15	3C15	3C15	3C15	3C15	3C15	3C15	3C15	3C15	3C15	3C15	3C15
00400		R'S HS PROGRAM	4C15	4C15	4C15	4C15	4C15	4C15	4C15	4C15	4C15	4C15	4C15	4C15
00400		R'S HS PROGRAM	5C15	5C15	5C15	5C15	5C15	5C15	5C15	5C15	5C15	5C15	5C15	5C15
00400		R'S HS PROGRAM												
00410		RT SF SCH AB>AV	1C16	1C16	1C16	1C16	1C16	1C16	1C16	1C16	1C16	1C16	1C16	1C16
00410		RT SF SCH AB>AVG	2C16	2C16	2C16	2C16	2C16	2C16	2C16	2C16	2C16	2C16	2C16	2C16
00410		RT SF SCH AB>AVG	3C16	3C16	3C16	3C16	3C16	3C16	3C16	3C16	3C16	3C16	3C16	3C16
00410		RT SF SCH AB>AVG	4C16	4C16	4C16	4C16	4C16	4C16	4C16	4C16	4C16	4C16	4C16	4C16
00410		RT SF SCH AB>AVG	5C16	5C16	5C16	5C16	5C16	5C16	5C16	5C16	5C16	5C16	5C16	5C16
00410		RT SF SCH AB>AVG												
00420		RT SF INTELL>AV	1C17	1C17	1C17	1C17	1C17	1C17	1C17	1C17	1C17	1C17	1C17	1C17
00420		RT SF INTELL>AVG	2C17	2C17	2C17	2C17	2C17	2C17	2C17	2C17	2C17	2C17	2C17	2C17
00420		RT SF INTELL>AVG	3C17	3C17	3C17	3C17	3C17	3C17	3C17	3C17	3C17	3C17	3C17	3C17
00420		RT SF INTELL>AVG	4C17	4C17	4C17	4C17	4C17	4C17	4C17	4C17	4C17	4C17	4C17	4C17
00420		RT SF INTELL>AVG	5C17	5C17	5C17	5C17	5C17	5C17	5C17	5C17	5C17	5C17	5C17	5C17
00420		RT SF INTELL>AVG												
00470		R HS GRADE/D=1	1C20	1C20	1C20	1C20	1C20	1C20	1C20	1C20	1C20	1C20	1C20	1C20
00470		R HS GRADE/D=1	2C20	2C20	2C20	2C20	2C20	2C20	2C20	2C20	2C20	2C20	2C20	2C20
00470		R HS GRADE/D=1	3C20	3C20	3C20	3C20	3C20	3C20	3C20	3C20	3C20	3C20	3C20	3C20
00470		R HS GRADE/D=1	4C20	4C20	4C20	4C20	4C20	4C20	4C20	4C20	4C20	4C20	4C20	4C20
00470		R HS GRADE/D=1	5C20	5C20	5C20	5C20	5C20	5C20	5C20	5C20	5C20	5C20	5C20	5C20
00470		R HS GRADE/D=1												
01310		SAT EDUC EXPRNC	1A006E	1A006E	1A006E	1A006E	1A006E	1A006E	1A006E	1A006E	1A006E	1A006E	1A006E	1A006E
01660		GO SCH ENJY XPR	1A011I	1A011I	1A011I	1A011I	1A011I	1A011I	1A011I	1A011I	1A011I	1A011I	1A011I	1A011I
01670		DO WL SC IMP/JB	1A011J	1A011J	1A011J	1A011J	1A011J	1A011J	1A011J	1A011J	1A011J	1A011J	1A011J	1A011J
05700		*SC WRK NVR MNG	1D002	1D002	1D002	1D002	1D002	1D002	1D002	1D002	1D002	1D002	1D002	1D002
05700		*SC WRK NVR MNG												
05710		*MST COUR V DUL	1D003	1D003	1D003	1D003	1D003	1D003	1D003	1D003	1D003	1D003	1D003	1D003
05710		*MST COUR V DUL												
05720		*LRN SCH NT IMP	1D004	1D004	1D004	1D004	1D004	1D004	1D004	1D004	1D004	1D004	1D004	1D004
05720		*LRN SCH NT IMP												
07630		R LIKES SCHOOL	2E02	2E06	2E06	2E08	2E09	2E09	2E12	2E12	2E12	2E12	2E12	2E12
07630		R LIKES SCHOOL	3E08	3E07	3E07	3E07	3E07	3E07						
07630		R LIKES SCHOOL	4E10											
07630		R LIKES SCHOOL	5E04	5E05	5E05	5E03	5E05							
07640		HRS/WK SPND HMWK	2E03	2E07	2E07	2E09	2E10	2E10	2E13	2E13	2E13	2E13	2E13	2E13
09860		HAD SEX ED IN HS	3E09	3E08	3E08	3E08	3E08	3E08	3E04	3E04	3E04	3E04	3E04	3E04
09870		STUDY BC IN HS	3E10	3E09	3E09	3E09	3E09	3E09	3E05	3E05	3E05	3E05	3E05	3E05



Item Refer- ence Number	Page Loc. in this Volume	ITEM DESCRIPTION (ABBREVIATED)	QUESTIONNAIRE LOCATION BY YEAR (FORM, SECTION, AND QUESTION NUMBER)												
			1988	1989	1990	1991	1992	1993	1994	1995	1996	1997	1998	1999	

A18a: DRUGS. Advertising

30260		#X ANTISMK TV/RD										6D01	6D01	6D01
30270		#X ANTISMK PRINT										6D02	6D02	6D02
30280		ANTISMK ADS<FVRB										6D03A	6D03A	6D03A
30290		ANTISMK ADS<LKLY										6D03B	6D03B	6D03B
30300		ANTISMK ADS EXAG										6D03C	6D03C	6D03C

A18b: DRUGS. Logos

30160		OWN TOBACCO LOGO										6B16	6B16	6B16
30170		CIG LOGO CAMEL										6B16Aa	6B16Aa	6B16Aa
30180		CIG LOGO KOOL										6B16Ab	6B16Ab	6B16Ab
30190		CIG LOGO MARLB										6B16Ac	6B16Ac	6B16Ac
30200		CIG LOGO NEWPT										6B16Ad	6B16Ad	6B16Ad
30210		CIG LOGO VASLM										6B16Ae	6B16Ae	6B16Ae
30220		CIG LOGO OTHER										6B16Af	6B16Af	6B16Af

A18c: DRUGS. Coupons

30230		SAVED CIG COUPON										6B17	6B17	6B17
30240		SAVE CIG CPN NOW										6B17A	6B17A	6B17A

A18d: DRUGS. Free samples

30250		CO GIVE FREE CIG										6B18	6B18	6B18
-------	--	------------------	--	--	--	--	--	--	--	--	--	------	------	------

A18e: DRUGS. Movies or TV

30360		SMKRS MOVIE THTR										6D06	6D06	6D06
30370		SMKRS MOVIE HOME										6D07	6D07	6D07

B01: EDUCATION. High school: scholastic status, objectives, experiences

00390		WHEN R XPCT GRA	1C14	1C14	1C14	1C014	1C014	1C014	1C014	1C014	1C014	1C014	1C014	1C014
00390		WHEN R XPCT GRAD	2C14	2C14	2C14	2C14	2C14	2C14	2C14	2C14	2C14	2C14	2C14	2C14
00390		WHEN R XPCT GRAD	3C14	3C14	3C14	3C14	3C14	3C14	3C14	3C14	3C14	3C14	3C14	3C14
00390		WHEN R XPCT GRAD	4C14	4C14	4C14	4C14	4C14	4C14	4C14	4C14	4C14	4C14	4C14	4C14
00390		WHEN R XPCT GRAD	5C14	5C14	5C14	5C14	5C14	5C14	5C14	5C14	5C14	5C14	5C14	5C14
00390		WHEN R XPCT GRAD		6C14	6C14	6C14	6C14	6C14	6C14	6C14	6C14	6C14	6C14	6C14
00400		R'S HS PROGRAM	1C15	1C15	1C15	1C015	1C015	1C015	1C015	1C015	1C015	1C015	1C015	1C015
00400		R'S HS PROGRAM	2C15	2C15	2C15	2C15	2C15	2C15	2C15	2C15	2C15	2C15	2C15	2C15
00400		R'S HS PROGRAM	3C15	3C15	3C15	3C15	3C15	3C15	3C15	3C15	3C15	3C15	3C15	3C15
00400		R'S HS PROGRAM	4C15	4C15	4C15	4C15	4C15	4C15	4C15	4C15	4C15	4C15	4C15	4C15
00400		R'S HS PROGRAM	5C15	5C15	5C15	5C15	5C15	5C15	5C15	5C15	5C15	5C15	5C15	5C15
00400		R'S HS PROGRAM		6C15	6C15	6C15	6C15	6C15	6C15	6C15	6C15	6C15	6C15	6C15
00410		RT SF SCH AB>AV	1C16	1C16	1C16	1C016	1C016	1C016	1C016	1C016	1C016	1C016	1C016	1C016
00410		RT SF SCH AB>AVG	2C16	2C16	2C16	2C16	2C16	2C16	2C16	2C16	2C16	2C16	2C16	2C16
00410		RT SF SCH AB>AVG	3C16	3C16	3C16	3C16	3C16	3C16	3C16	3C16	3C16	3C16	3C16	3C16
00410		RT SF SCH AB>AVG	4C16	4C16	4C16	4C16	4C16	4C16	4C16	4C16	4C16	4C16	4C16	4C16
00410		RT SF SCH AB>AVG	5C16	5C16	5C16	5C16	5C16	5C16	5C16	5C16	5C16	5C16	5C16	5C16
00410		RT SF SCH AB>AVG		6C16	6C16	6C16	6C16	6C16	6C16	6C16	6C16	6C16	6C16	6C16
00420		RT SF INTELL>AV	1C17	1C17	1C17	1C017	1C017	1C017	1C017	1C017	1C017	1C017	1C017	1C017
00420		RT SF INTELL>AVG	2C17	2C17	2C17	2C17	2C17	2C17	2C17	2C17	2C17	2C17	2C17	2C17
00420		RT SF INTELL>AVG	3C17	3C17	3C17	3C17	3C17	3C17	3C17	3C17	3C17	3C17	3C17	3C17
00420		RT SF INTELL>AVG	4C17	4C17	4C17	4C17	4C17	4C17	4C17	4C17	4C17	4C17	4C17	4C17
00420		RT SF INTELL>AVG	5C17	5C17	5C17	5C17	5C17	5C17	5C17	5C17	5C17	5C17	5C17	5C17
00420		RT SF INTELL>AVG		6C17	6C17	6C17	6C17	6C17	6C17	6C17	6C17	6C17	6C17	6C17
00470		R HS GRADE/D=1	1C20	1C20	1C20	1C020	1C020	1C020	1C020	1C020	1C020	1C020	1C020	1C020
00470		R HS GRADE/D=1	2C20	2C20	2C20	2C20	2C20	2C20	2C20	2C20	2C20	2C20	2C20	2C20
00470		R HS GRADE/D=1	3C20	3C20	3C20	3C20	3C20	3C20	3C20	3C20	3C20	3C20	3C20	3C20
00470		R HS GRADE/D=1	4C20	4C20	4C20	4C20	4C20	4C20	4C20	4C20	4C20	4C20	4C20	4C20
00470		R HS GRADE/D=1	5C20	5C20	5C20	5C20	5C20	5C20	5C20	5C20	5C20	5C20	5C20	5C20
00470		R HS GRADE/D=1		6C20	6C20	6C20	6C20	6C20	6C20	6C20	6C20	6C20	6C20	6C20
01310		SAT EDUC EXPRNC	1A006E	1A006E	1A006E	1A006E	1A006E	1A006E	1A006E	1A006E	1A006E	1A006E	1A006E	1A006E
01660		GO SCH ENJY XPR	1A011I	1A011I	1A011I	1A011I	1A011I	1A011I	1A011I	1A011I	1A011I	1A011I	1A011I	1A011I
01670		DO WL SC IMPJB	1A011J	1A011J	1A011J	1A011J	1A011J	1A011J	1A011J	1A011J	1A011J	1A011J	1A011J	1A011J
05700		*SC WRK NVR MNG	1D002	1D002	1D002	1D002	1D002	1D002	1D002	1D002	1D002	1D002	1D002	1D002
05700		*SC WRK NVR MNG	6A03	6A03	6A03	6A03	6A03	6A03	6A03	6A03	6A03	6A03	6A03	6A03
05710		*MST COUR V DUL	1D003	1D003	1D003	1D003	1D003	1D003	1D003	1D003	1D003	1D003	1D003	1D003
05710		*MST COUR V DUL		6A04	6A04	6A04	6A04	6A04	6A04	6A04	6A04	6A04	6A04	6A04
05720		*LRN SCH NT IMP	1D004	1D004	1D004	1D004	1D004	1D004	1D004	1D004	1D004	1D004	1D004	1D004
05720		*LRN SCH NT IMP		6A05	6A05	6A05	6A05	6A05	6A05	6A05	6A05	6A05	6A05	6A05
07630		R LIKES SCHOOL	1D001	1D001	1D001	1D001	1D001	1D001	1D001	1D001	1D001	1D001	1D001	1D001
07630		R LIKES SCHOOL	2E12	2E12	2E12	2E12	2E12	2E12	2E12	2E12	2E12	2E12	2E12	2E12
07630		R LIKES SCHOOL												
07630		R LIKES SCHOOL												
07640		HRS/WK SPND HMWK	2E13	2E13	2E13	2E13	2E13	2E13	2E13	2E13	2E13	2E13	2E13	2E13
09860		HAD SEX ED IN HS	3E04	3E04	3E04	3E04	3E04	3E04	3E04	3E04	3E04			
09870		STUDY BC IN HS	3E05	3E05	3E05	3E05	3E05	3E05	3E05	3E05	3E05			



Item Refer- ence Number	Page Loc. in this Volume	ITEM DESCRIPTION (ABBREVIATED)	QUESTIONNAIRE LOCATION BY YEAR (FORM, SECTION, AND QUESTION NUMBER)											
			1976	1977	1978	1979	1980	1981	1982	1983	1984	1985	1986	1987

**B01: EDUCATION. High school: scholastic status, objectives, experiences (continued)**

22170		SCH ACTV-PBLCTNS											2E07A	2E14A
22170		SCH ACTV-PBLCTNS												
22180		SCH ACTV-PRF ART											2E07B	2E14B
22180		SCH ACTV-PRF ART												
22190		SCH ACTV-ATHLTCS											2E07C	2E14C
22190		SCH ACTV-ATHLTCS												
22200		SCH ACTV-OTH ACT											2E07D	2E14D
22200		SCH ACTV-OTH ACT												
23090		LSTYR/ENJOY SCHL												
23100		LSTYR/HATE SCHL												
23110		LSTYR/DO BEST WK												
23120		LSTYR/SCH 2 HARD												
23130		LSTYR/FOOL ROUND												
23140		LSTYR/WK NT DONE												
23150		LSTYR/GT GD GRDS												
23160		LSTYR/U MISBEHAV												
23170		LSTYR/SKIP SCHL												
23180		8THGR/ENJOY SCHL												
23190		8THGR/HATE SCHL												
23200		8THGR/DO BEST WK												
23210		8THGR/SCH 2 HARD												
23220		8THGR/FOOL ROUND												
23230		8THGR/WK NT DONE												
23240		8THGR/GT GD GRDS												
23250		8THGR/U MISBEHAV												
23260		8THGR/SKIP SCHL												
23270		5-6GR/ENJOY SCHL												
23280		5-6GR/HATE SCHL												
23290		5-6GR/DO BEST WK												
23300		5-6GR/SCH 2 HARD												
23310		5-6GR/FOOL ROUND												
23320		5-6GR/WK NT DONE												
23330		5-6GR/GT GD GRDS												
23340		5-6GR/U MISBEHAV												
23350		5-6GR/SKIP SCHL												
23360		SCH ATV-ACDMC CL												
23370		SCH ATV-STDN GVT												
23530		EVER HELD BACK												
23540		NEED SUMMER SCHL												
23550		TCHR PRVNT SMKNG												
23560		TCHR PRVNT DRNKG												
23570		TCHR PRVNT DRUGS												
23580		CNSEQNC 4 SMOKNG												
23590		CNSEQNC 4 ALCOHL												
23600		CNSEQNC 4 DRUGS												
29930		#HR/W CMPUTR SCH												

**B02: EDUCATION. Combining work and school: attitudes, experiences**

00590		HRS/W WRK SCHYR	1C23	1C23	1C23	1C23	1C23	1C23	1C23	1C23	1C23	1C23	1C23	1C23
00590		HRS/W WRK SCHYR	2C23	2C23	2C23	2C23	2C23	2C23	2C23	2C23	2C23	2C23	2C23	2C23
00590		HRS/W WRK SCHYR	3C23	3C23	3C23	3C23	3C23	3C23	3C23	3C23	3C23	3C23	3C23	3C23
00590		HRS/W WRK SCHYR	4C23	4C23	4C23	4C23	4C23	4C23	4C23	4C23	4C23	4C23	4C23	4C23
00590		HRS/W WRK SCHYR	5C23	5C23	5C23	5C23	5C23	5C23	5C23	5C23	5C23	5C23	5C23	5C23
00590		HRS/W WRK SCHYR												
05770		R IN WK-STDY PG	1D009	1D009	1D009	1D009	1D009	1D009	1D009	1D009	1D009	1D009	1D009	1D009
10260		JOB IMPC LRNING	4A08R	4A08R	4A08R	4A08R	4A08R	4A08R	4A08R	4A08R	4A08R	4A08R	4A08R	4A08R

**B03: EDUCATION. Interracial contact at school**

08220		DES AL CHL SM RC	3A10A	3A10A	3A10A	3A10A	3A10A	3A10A	3A10A	3A10A	3A10A	3A10A	3A10A	3A10A
08230		DES SM CHL OT RC	3A10B	3A10B	3A10B	3A10B	3A10B	3A10B	3A10B	3A10B	3A10B	3A10B	3A10B	3A10B
08240		DES MS CHL OT RC	3A10C	3A10C	3A10C	3A10C	3A10C	3A10C	3A10C	3A10C	3A10C	3A10C	3A10C	3A10C
08270		ELEMSCH AL OT RC	3A13	3A13	3A13	3A13	3A13	3A13	3A13	3A13	3A13	3A13	3A13	3A13
08280		HISCH AL OT RC	3A14	3A14	3A14	3A14	3A14	3A14	3A14	3A14	3A14	3A14	3A14	3A14
11890		RCL CNTCT SCHOOL	5A07A	5A07A	5A07A	5A07A	5A07A	5A07A	5A07A	5A07A	5A07A	5A07A	5A07A	5A07A

**B04: EDUCATION. Student norms, misbehavior in class**

05730		LOT CMPTN GRADE	1D005	1D005	1D005	1D005	1D005	1D005	1D005	1D005	1D005	1D005	1D005	1D005
05740		STDS DSLK CHTG	1D006	1D006	1D006	1D006	1D006	1D006	1D006	1D006	1D006	1D006	1D006	1D006
05750		ST -LK PROV TCH	1D007	1D007	1D007	1D007	1D007	1D007	1D007	1D007	1D007	1D007	1D007	1D007
05760		FRD NCG/TCH -LK	1D008	1D008	1D008	1D008	1D008	1D008	1D008	1D008	1D008	1D008	1D008	1D008
13580		STS SCH RT FAMLY	5E05A	5E06A	5E06A	5E04A	5E06A		3E06A	3E06A	3E06A	3E06A	3E06A	3E06A
13590		STS SCH LDS STU	5E05B	5E06B	5E06B	5E04B	5E06B		3E06B	3E06B	3E06B	3E06B	3E06B	3E06B
13600		STS SCH NIC CAR	5E05C	5E06C	5E06C	5E04C	5E06C		3E06C	3E06C	3E06C	3E06C	3E06C	3E06C
13610		STS SCH HI GRDE	5E05D	5E06D	5E06D	5E04D	5E06D		3E06D	3E06D	3E06D	3E06D	3E06D	3E06D
13620		STS SCH GD ATHLT	5E05E	5E06E	5E06E	5E04E	5E06E		3E06E	3E06E	3E06E	3E06E	3E06E	3E06E
13630		STS SCH INTLCTL	5E05F	5E06F	5E06F	5E04F	5E06F		3E06F	3E06F	3E06F	3E06F	3E06F	3E06F



Item Refer- ence Number	Page Loc. in this Volume	ITEM DESCRIPTION (ABBREVIATED)	QUESTIONNAIRE LOCATION BY YEAR (FORM, SECTION, AND QUESTION NUMBER)											
			1988	1989	1990	1991	1992	1993	1994	1995	1996	1997	1998	1999

**B01: EDUCATION. High school: scholastic status, objectives, experiences (continued)**

22170		SCH ACTV-PBLCTNS	2E14A	2E14A	2E14A	2E14A	2E14A	2E14A	2E14A	2E14A	2E14A	2E14A	2E14A	2E14A
22170		SCH ACTV-PBLCTNS		6A09A	6A09A	6A10A	6A09A	6A09A	6A09A	6A09A	6A09A	6A09A	6A09A	6A09A
22180		SCH ACTV-PRF ART	2E14B	2E14B	2E14B	2E14B	2E14B	2E14B	2E14B	2E14B	2E14B	2E14B	2E14B	2E14B
22180		SCH ACTV-PRF ART		6A09B	6A09B	6A10B	6A09B	6A09B	6A09B	6A09B	6A09B	6A09B	6A09B	6A09B
22190		SCH ACTV-ATHLTCS	2E14C	2E14C	2E14C	2E14C	2E14C	2E14C	2E14C	2E14C	2E14C	2E14C	2E14C	2E14C
22190		SCH ACTV-ATHLTCS		6A09C	6A09C	6A10C	6A09C	6A09C	6A09C	6A09C	6A09C	6A09C	6A09C	6A09C
22200		SCH ACTV-OTH ACT	2E14D	2E14D	2E14D	2E14D	2E14D	2E14D	2E14D	2E14D	2E14D	2E14D	2E14D	2E14D
22200		SCH ACTV-OTH ACT		6A09F	6A09F	6A10F	6A09F	6A09F	6A09F	6A09F	6A09F	6A09F	6A09F	6A09F
23090		LSTYR/ENJOY SCHL		6A06A	6A06A	6A06A	6A06A	6A06A	6A06A	6A06A	6A06A	6A06A	6A06A	6A06A
23100		LSTYR/HATE SCHL		6A06B	6A06B	6A06B	6A06B	6A06B	6A06B	6A06B	6A06B	6A06B	6A06B	6A06B
23110		LSTYR/DO BEST WK		6A06C	6A06C	6A06C	6A06C	6A06C	6A06C	6A06C	6A06C	6A06C	6A06C	6A06C
23120		LSTYR/SCH 2 HARD		6A06D	6A06D	6A06D	6A06D	6A06D	6A06D	6A06D	6A06D	6A06D	6A06D	6A06D
23130		LSTYR/FOOL ROUND		6A06E	6A06E	6A06E	6A06E	6A06E	6A06E	6A06E	6A06E	6A06E	6A06E	6A06E
23140		LSTYR/WK NT DONE		6A06F	6A06F	6A06F	6A06F	6A06F	6A06F	6A06F	6A06F	6A06F	6A06F	6A06F
23150		LSTYR/GT GD GRDS		6A06G	6A06G	6A06G	6A06G	6A06G	6A06G	6A06G	6A06G	6A06G	6A06G	6A06G
23160		LSTYR/U MISBEHAV		6A06H	6A06H	6A06H	6A06H	6A06H	6A06H	6A06H	6A06H	6A06H	6A06H	6A06H
23170		LSTYR/SKIP SCHL		6A06I	6A06I	6A06I	6A06I	6A06I	6A06I	6A06I	6A06I	6A06I	6A06I	6A06I
23180		8THGR/ENJOY SCHL		6A07A	6A07A	6A07A								
23190		8THGR/HATE SCHL		6A07B	6A07B	6A07B								
23200		8THGR/DO BEST WK		6A07C	6A07C	6A07C								
23210		8THGR/SCH 2 HARD		6A07D	6A07D	6A07D								
23220		8THGR/FOOL ROUND		6A07E	6A07E	6A07E								
23230		8THGR/WK NT DONE		6A07F	6A07F	6A07F								
23240		8THGR/GT GD GRDS		6A07G	6A07G	6A07G								
23250		8THGR/U MISBEHAV		6A07H	6A07H	6A07H								
23260		8THGR/SKIP SCHL		6A07I	6A07I	6A07I								
23270		5-6GR/ENJOY SCHL		6A08A	6A08A	6A08A	6A07A	6A07A	6A07A	6A07A	6A07A	6A07A	6A07A	6A07A
23280		5-6GR/HATE SCHL		6A08B	6A08B	6A08B	6A07B	6A07B	6A07B	6A07B	6A07B	6A07B	6A07B	6A07B
23290		5-6GR/DO BEST WK		6A08C	6A08C	6A08C	6A07C	6A07C	6A07C	6A07C	6A07C	6A07C	6A07C	6A07C
23300		5-6GR/SCH 2 HARD		6A08D	6A08D	6A08D	6A07D	6A07D	6A07D	6A07D	6A07D	6A07D	6A07D	6A07D
23310		5-6GR/FOOL ROUND		6A08E	6A08E	6A08E	6A07E	6A07E	6A07E	6A07E	6A07E	6A07E	6A07E	6A07E
23320		5-6GR/WK NT DONE		6A08F	6A08F	6A08F	6A07F	6A07F	6A07F	6A07F	6A07F	6A07F	6A07F	6A07F
23330		5-6GR/GT GD GRDS		6A08G	6A08G	6A08G	6A07G	6A07G	6A07G	6A07G	6A07G	6A07G	6A07G	6A07G
23340		5-6GR/U MISBEHAV		6A08H	6A08H	6A08H	6A07H	6A07H	6A07H	6A07H	6A07H	6A07H	6A07H	6A07H
23350		5-6GR/SKIP SCHL		6A08I	6A08I	6A08I	6A07I	6A07I	6A07I	6A07I	6A07I	6A07I	6A07I	6A07I
23360		SCH ATV-ACDMC CL		6A09D	6A09D	6A10D	6A09D	6A09D	6A09D	6A09D	6A09D	6A09D	6A09D	6A09D
23370		SCH ATV-STDN GVT		6A09E	6A09E	6A10E	6A09E	6A09E	6A09E	6A09E	6A09E	6A09E	6A09E	6A09E
23530		EVER HELD BACK		6A11	6A11	6A12*	6A11	6A11	6A11	6A11	6A11	6A11	6A11	6A11
23540		NEED SUMMER SCHL		6A12	6A12	6A13*	6A12	6A12	6A12	6A12	6A12	6A12	6A12	6A12
23550		TCHR PRVNT SMKNG		6A13A	6A13A	6A15A	6A15A	6A15A	6A16A	6A16A	6A16A	6A15A	6A15A	6A15A
23560		TCHR PRVNT DRNG		6A13B	6A13B	6A15B	6A15B	6A15B	6A16B	6A16B	6A16B	6A15B	6A15B	6A15B
23570		TCHR PRVNT DRUGS		6A13C	6A13C	6A15C	6A15C	6A15C	6A16C	6A16C	6A16C	6A15C	6A15C	6A15C
23580		CNSEQNC 4 SMOKNG		6A14A	6A14A	6A16A	6A16A	6A16A	6A17A	6A17A	6A17A	6A16A	6A16A	6A16A
23590		CNSEQNC 4 ALCOHL		6A14B	6A14B	6A16B	6A16B	6A16B	6A17B	6A17B	6A17B	6A16B	6A16B	6A16B
23600		CNSEQNC 4 DRUGS		6A14C	6A14C	6A16C	6A16C	6A16C	6A17C	6A17C	6A17C	6A16C	6A16C	6A16C
29930		#HR/W CMPUTR SCH										3E06A	3E07A	3E07A

**B02: EDUCATION. Combining work and school: attitudes, experiences**

00590		HRS/W WRK SCHYR	1C23	1C23	1C23	1C023	1C023	1C023	1C023	1C023	1C023	1C023	1C023	1C023
00590		HRS/W WRK SCHYR	2C23	2C23	2C23	2C23	2C23	2C23	2C23	2C23	2C23	2C23	2C23	2C23
00590		HRS/W WRK SCHYR	3C23	3C23	3C23	3C23	3C23	3C23	3C23	3C23	3C23	3C23	3C23	3C23
00590		HRS/W WRK SCHYR	4C23	4C23	4C23	4C23	4C23	4C23	4C23	4C23	4C23	4C23	4C23	4C23
00590		HRS/W WRK SCHYR	5C23	5C23	5C23	5C23	5C23	5C23	5C23	5C23	5C23	5C23	5C23	5C23
00590		HRS/W WRK SCHYR		6C23	6C23	6C23	6C23	6C23	6C23	6C23	6C23	6C23	6C23	6C23
05770		R IN WK-STDY PG	1D009	1D009	1D009	1D009	1D009	1D009	1D009	1D009	1D009	1D009	1D009	1D009
10260		JOB IMPC LRNING	4A08R	4A08R	4A08R	4A08R	4A08R	4A08R	4A08R	4A08R	4A08R	4A08R	4A08R	4A08R

**B03: EDUCATION. Interracial contact at school**

08220		DES AL CHL SM RC	3A10A	3A10A	3A10A	3A10A	3A10A	3A10A	3A10A	3A10A	3A10A	3A10A	3A10A	3A10A
08230		DES SM CHL OT RC	3A10B	3A10B	3A10B	3A10B	3A10B	3A10B	3A10B	3A10B	3A10B	3A10B	3A10B	3A10B
08240		DES MS CHL OT RC	3A10C	3A10C	3A10C	3A10C	3A10C	3A10C	3A10C	3A10C	3A10C	3A10C	3A10C	3A10C
08270		ELEM SCH AL OT RC	3A13	3A13	3A13	3A13	3A13	3A13	3A13	3A13	3A13	3A13	3A13	3A13
08280		HISCH AL OT RC	3A14	3A14	3A14	3A14	3A14	3A14	3A14	3A14	3A14	3A14	3A14	3A14
11890		RCL CNTCT SCHOOL	5A07A	5A07A	5A07A	5A07A	5A07A	5A07A	5A07A	5A07A	5A07A	5A07A	5A07A	5A07A

**B04: EDUCATION. Student norms, misbehavior in class**

05730		LOT CMPTN GRADE	1D005	1D005	1D005	1D005	1D005	1D005	1D005	1D005	1D005	1D005	1D005	1D005
05740		STDS DSLK CHTG	1D006	1D006	1D006	1D006	1D006	1D006	1D006	1D006	1D006	1D006	1D006	1D006
05750		ST -LK PROV TCH	1D007	1D007	1D007	1D007	1D007	1D007	1D007	1D007	1D007	1D007	1D007	1D007
05760		FRD NCG/TCH -LK	1D008	1D008	1D008	1D008	1D008	1D008	1D008	1D008	1D008	1D008	1D008	1D008
13580		STS SCH RT FAMILY	3E06A	3E06A	3E06A	3E06A	3E06A	3E06A	3E06A	3E06A	3E06A	3E04A	3E05A	3E05A
13590		STS SCH LDS STU	3E06B	3E06B	3E06B	3E06B	3E06B	3E06B	3E06B	3E06B	3E06B	3E04B	3E05B	3E05B
13600		STS SCH NIC CAR	3E06C	3E06C	3E06C	3E06C	3E06C	3E06C	3E06C	3E06C	3E06C	3E04C	3E05C	3E05C
13610		STS SCH HI GRDE	3E06D	3E06D	3E06D	3E06D	3E06D	3E06D	3E06D	3E06D	3E06D	3E04D	3E05D	3E05D
13620		STS SCH GD ATHLT	3E06E	3E06E	3E06E	3E06E	3E06E	3E06E	3E06E	3E06E	3E06E	3E04E	3E05E	3E05E
13630		STS SCH INTLCTL	3E06F	3E06F	3E06F	3E06F	3E06F	3E06F	3E06F	3E06F	3E06F	3E04F	3E05F	3E05F

\*=item text changed from previous year



Item Refer- ence Number	Page Loc. in this Volume	ITEM DESCRIPTION (ABBREVIATED)	QUESTIONNAIRE LOCATION BY YEAR (FORM, SECTION, AND QUESTION NUMBER)											
			1976	1977	1978	1979	1980	1981	1982	1983	1984	1985	1986	1987

**B04: EDUCATION. Student norms, misbehavior in class (continued)**

13640		STS SCH PLN CLG	5E05G	5E06G	5E06G	5E04G	5E06G		3E06G	3E06G	3E06G	3E06G	3E06G	3E06G
25730		#X TCHR INTRUPT												
25740		#X MISBHVR INT U												
25760		SCHL RULES FAIR												

**B05: EDUCATION. Counseling**

05780		#X/YR COUNS IND	1D010	1D010	1D010	1D010	1D010	1D010	1D010	1D010	1D010	1D010	1D010	1D010
05790		#X/YR COUNS GRP	1D011	1D011	1D011	1D011	1D011	1D011	1D011	1D011	1D011	1D011	1D011	1D011
05800		R LK C COUNS MR	1D012	1D012	1D012	1D012	1D012	1D012	1D012	1D012	1D012	1D012	1D012	1D012
05810		CSLNG VRY HLPFL	1D013	1D013*	1D013	1D013	1D013	1D013	1D013	1D013	1D013	1D013	1D013	1D013
05811		CNSL COURSES				1D014A	1D014A	1D014A	1D014A	1D014A	1D014A	1D014A	1D014A	1D014A
05812		CNSL CL PROB				1D014B	1D014B	1D014B	1D014B	1D014B	1D014B	1D014B	1D014B	1D014B
05813		CNSL TRBL R IN				1D014C	1D014C	1D014C	1D014C	1D014C	1D014C	1D014C	1D014C	1D014C
05814		CNSL MILTRY PLN				1D014D	1D014D	1D014D	1D014D	1D014D	1D014D	1D014D	1D014D	1D014D
05815		CNSL EDUC PLANS				1D014E	1D014E	1D014E	1D014E	1D014E	1D014E	1D014E	1D014E	1D014E
05816		CNSL CAREER PLN				1D014F	1D014F	1D014F	1D014F	1D014F	1D014F	1D014F	1D014F	1D014F
05817		CNSL PRNL PROB				1D014G	1D014G	1D014G	1D014G	1D014G	1D014G	1D014G	1D014G	1D014G

**B06: EDUCATION. Absenteeism and truancy**

00430		#DA/4W SC MS IL	1C18A	1C18A	1C18A	1C18A	1C18A	1C18A	1C18A	1C18A	1C18A	1C18A	1C18A	1C18A
00430		#DA/4W SC MS ILL	2C18A	2C18A	2C18A	2C18A	2C18A	2C18A	2C18A	2C18A	2C18A	2C18A	2C18A	2C18A
00430		#DA/4W SC MS ILL	3C18A	3C18A	3C18A	3C18A	3C18A	3C18A	3C18A	3C18A	3C18A	3C18A	3C18A	3C18A
00430		#DA/4W SC MS ILL	4C18A	4C18A	4C18A	4C18A	4C18A	4C18A	4C18A	4C18A	4C18A	4C18A	4C18A	4C18A
00430		#DA/4W SC MS ILL	5C18A	5C18A	5C18A	5C18A	5C18A	5C18A	5C18A	5C18A	5C18A	5C18A	5C18A	5C18A
00430		#DA/4W SC MS ILL												
00440		#DA/4W SC MS CU	1C18B	1C18B	1C18B	1C18B	1C18B	1C18B	1C18B	1C18B	1C18B	1C18B	1C18B	1C18B
00440		#DA/4W SC MS CUT	2C18B	2C18B	2C18B	2C18B	2C18B	2C18B	2C18B	2C18B	2C18B	2C18B	2C18B	2C18B
00440		#DA/4W SC MS CUT	3C18B	3C18B	3C18B	3C18B	3C18B	3C18B	3C18B	3C18B	3C18B	3C18B	3C18B	3C18B
00440		#DA/4W SC MS CUT	4C18B	4C18B	4C18B	4C18B	4C18B	4C18B	4C18B	4C18B	4C18B	4C18B	4C18B	4C18B
00440		#DA/4W SC MS CUT	5C18B	5C18B	5C18B	5C18B	5C18B	5C18B	5C18B	5C18B	5C18B	5C18B	5C18B	5C18B
00440		#DA/4W SC MS CUT												
00450		#DA/4W SC MS OT	1C18C	1C18C	1C18C	1C18C	1C18C	1C18C	1C18C	1C18C	1C18C	1C18C	1C18C	1C18C
00450		#DA/4W SC MS OTH	2C18C	2C18C	2C18C	2C18C	2C18C	2C18C	2C18C	2C18C	2C18C	2C18C	2C18C	2C18C
00450		#DA/4W SC MS OTH	3C18C	3C18C	3C18C	3C18C	3C18C	3C18C	3C18C	3C18C	3C18C	3C18C	3C18C	3C18C
00450		#DA/4W SC MS OTH	4C18C	4C18C	4C18C	4C18C	4C18C	4C18C	4C18C	4C18C	4C18C	4C18C	4C18C	4C18C
00450		#DA/4W SC MS OTH	5C18C	5C18C	5C18C	5C18C	5C18C	5C18C	5C18C	5C18C	5C18C	5C18C	5C18C	5C18C
00450		#DA/4W SC MS OTH												
00460		#DA/4W SKP CLAS	1C19	1C19	1C19	1C19	1C19	1C19	1C19	1C19	1C19	1C19	1C19	1C19
00460		#DA/4W SKP CLASS	2C19	2C19	2C19	2C19	2C19	2C19	2C19	2C19	2C19	2C19	2C19	2C19
00460		#DA/4W SKP CLASS	3C19	3C19	3C19	3C19	3C19	3C19	3C19	3C19	3C19	3C19	3C19	3C19
00460		#DA/4W SKP CLASS	4C19	4C19	4C19	4C19	4C19	4C19	4C19	4C19	4C19	4C19	4C19	4C19
00460		#DA/4W SKP CLASS	5C19	5C19	5C19	5C19	5C19	5C19	5C19	5C19	5C19	5C19	5C19	5C19
00460		#DA/4W SKP CLASS												
23170		LSTYR/SKIP SCHL												
23260		8THGR/SKIP SCHL												
23350		5-6GR/SKIP SCHL												
25750		#X U UNEXCSD LAT												

**B07: EDUCATION. Delinquency, victimization, and feeling safe at school**

06540		FRQ FGT WRK/SCHL	2A19C	2A19C	2A19C	2A19C	2A19C	2A19C	2A19C	2A19C	2A19C	2A19C	2A19C	2A19C
06540		FRQ FGT WRK/SCHL												
06650		FRQ DMG SCH PPTY	2A19N	2A19N	2A19N	2A19N	2A19N	2A19N	2A19N	2A19N	2A19N	2A19N	2A19N	2A19N
06650		FRQ DMG SCH PPTY												
09871		SM1 SCL ROB <\$50		3E10A	3E10A				3E08A	3E08A	3E08A	3E08A	3E08A	3E08A
09871		SM1 SCL ROB <\$50	4E11A			5E06A	5E08A	5E13A						
09871		SM1 SCL ROB <\$50												
09872		SM1 SCL ROB >\$50		3E10B	3E10B				3E08B	3E08B	3E08B	3E08B	3E08B	3E08B
09872		SM1 SCL ROB >\$50	4E11B			5E06B	5E08B	5E13B						
09872		SM1 SCL ROB >\$50												
09873		SM1 SCL DMG PRTY		3E10C	3E10C				3E08C	3E08C	3E08C	3E08C	3E08C	3E08C
09873		SM1 SCL DMG PRTY	4E11C			5E06C	5E08C	5E13C						
09873		SM1 SCL DMG PRTY												
09874		SM1 SCL IN U W/W		3E10D	3E10D				3E08D	3E08D	3E08D	3E08D	3E08D	3E08D
09874		SM1 SCL IN U W/W	4E11D											
09874		SM1 SCL IN U W/W				5E06D	5E08D	5E13D						
09875		SM1 SCL TH U W/W		3E10E	3E10E				3E08E	3E08E	3E08E	3E08E	3E08E	3E08E
09875		SM1 SCL TH U W/W	4E11E			5E06E	5E08E	5E13E						
09875		SM1 SCL TH U W/W												
09876		SM1 SCL IN U -WP		3E10F	3E10F				3E08F	3E08F	3E08F	3E08F	3E08F	3E08F
09876		SM1 SCL IN U -WP	4E11F			5E06F	5E08F	5E13F						
09876		SM1 SCL IN U -WP												
09877		SM1 SCL TH U W/I		3E10G	3E10G				3E08G	3E08G	3E08G	3E08G	3E08G	3E08G
09877		SM1 SCL TH U W/I	4E11G			5E06G	5E08G	5E13G						
09877		SM1 SCL TH U W/I												
23160		LSTYR/U MISBEHAV												
23250		8THGR/U MISBEHAV												

\*item text changed from previous year



Item Refer- ence Number	Page Loc. in this Volume	ITEM DESCRIPTION (ABBREVIATED)	QUESTIONNAIRE LOCATION BY YEAR (FORM, SECTION, AND QUESTION NUMBER)											
			1988	1989	1990	1991	1992	1993	1994	1995	1996	1997	1998	1999

**B04: EDUCATION. Student norms, misbehavior in class** (continued)

13640		STS SCH PLN CLG	3E06G	3E06G	3E06G	3E06G	3E06G	3E06G	3E06G	3E06G	3E06G	3E04G	3E05G	3E05G
25730		#X TCHR INTRUPT					2D02A	2D02A*	2D02A	2D02A	2D02A	2D02A	2D02A	2D02A
25740		#X MISBHVR INT U					2D02B	2D02B*	2D02B	2D02B	2D02B	2D02B	2D02B	2D02B
25760		SCHL RULES FAIR					2D03	2D03	2D03	2D03	2D03	2D03	2D03	2D03

**B05: EDUCATION. Counseling**

05780		#X/YR COUNS IND	1D010	1D010	1D010	1D010	1D010	1D010	1D010	1D010	1D010	1D010	1D010	1D010
05790		#X/YR COUNS GRP	1D011	1D011	1D011	1D011	1D011	1D011	1D011	1D011	1D011	1D011	1D011	1D011
05800		R LK C COUNS MR	1D012	1D012	1D012	1D012	1D012	1D012	1D012	1D012	1D012	1D012	1D012	1D012
05810		CSLNG VRY HLPFL	1D013	1D013	1D013	1D013	1D013	1D013	1D013	1D013	1D013	1D013	1D013	1D013
05811		CNSL COURSES	1D014A	1D014A	1D014A	1D014A	1D014A	1D014A	1D014A	1D014A	1D014A	1D014A	1D014A	1D014A
05812		CNSL CL PROB	1D014B	1D014B	1D014B	1D014B	1D014B	1D014B	1D014B	1D014B	1D014B	1D014B	1D014B	1D014B
05813		CNSL TRBL R IN	1D014C	1D014C	1D014C	1D014C	1D014C	1D014C	1D014C	1D014C	1D014C	1D014C	1D014C	1D014C
05814		CNSL MILTRY PLN	1D014D	1D014D	1D014D	1D014D	1D014D	1D014D	1D014D	1D014D	1D014D	1D014D	1D014D	1D014D
05815		CNSL EDUC PLANS	1D014E	1D014E	1D014E	1D014E	1D014E	1D014E	1D014E	1D014E	1D014E	1D014E	1D014E	1D014E
05816		CNSL CAREER PLN	1D014F	1D014F	1D014F	1D014F	1D014F	1D014F	1D014F	1D014F	1D014F	1D014F	1D014F	1D014F
05817		CNSL PRNL PROB	1D014G	1D014G	1D014G	1D014G	1D014G	1D014G	1D014G	1D014G	1D014G	1D014G	1D014G	1D014G

**B06: EDUCATION. Absenteeism and truancy**

00430		#DA/4W SC MS IL	1C18A	1C18A	1C18A	1C018A	1C018A	1C018A	1C018A	1C018A	1C018A	1C018A	1C018A	1C018A
00430		#DA/4W SC MS ILL	2C18A	2C18A	2C18A	2C18A	2C18A	2C18A	2C18A	2C18A	2C18A	2C18A	2C18A	2C18A
00430		#DA/4W SC MS ILL	3C18A	3C18A	3C18A	3C18A	3C18A	3C18A	3C18A	3C18A	3C18A	3C18A	3C18A	3C18A
00430		#DA/4W SC MS ILL	4C18A	4C18A	4C18A	4C18A	4C18A	4C18A	4C18A	4C18A	4C18A	4C18A	4C18A	4C18A
00430		#DA/4W SC MS ILL	5C18A	5C18A	5C18A	5C18A	5C18A	5C18A	5C18A	5C18A	5C18A	5C18A	5C18A	5C18A
00430		#DA/4W SC MS ILL	1C18B	6C18A	6C18A	6C18A	6C18A	6C18A	6C18A	6C18A	6C18A	6C18A	6C18A	6C18A
00440		#DA/4W SC MS CU	1C18B	1C18B	1C18B	1C018B	1C018B	1C018B	1C018B	1C018B	1C018B	1C018B	1C018B	1C018B
00440		#DA/4W SC MS CUT	2C18B	2C18B	2C18B	2C18B	2C18B	2C18B	2C18B	2C18B	2C18B	2C18B	2C18B	2C18B
00440		#DA/4W SC MS CUT	3C18B	3C18B	3C18B	3C18B	3C18B	3C18B	3C18B	3C18B	3C18B	3C18B	3C18B	3C18B
00440		#DA/4W SC MS CUT	4C18B	4C18B	4C18B	4C18B	4C18B	4C18B	4C18B	4C18B	4C18B	4C18B	4C18B	4C18B
00440		#DA/4W SC MS CUT	5C18B	5C18B	5C18B	5C18B	5C18B	5C18B	5C18B	5C18B	5C18B	5C18B	5C18B	5C18B
00440		#DA/4W SC MS CUT	6C18B	6C18B	6C18B	6C18B	6C18B	6C18B	6C18B	6C18B	6C18B	6C18B	6C18B	6C18B
00450		#DA/4W SC MS OT	1C18C	1C18C	1C18C	1C018C	1C018C	1C018C	1C018C	1C018C	1C018C	1C018C	1C018C	1C018C
00450		#DA/4W SC MS OTH	2C18C	2C18C	2C18C	2C18C	2C18C	2C18C	2C18C	2C18C	2C18C	2C18C	2C18C	2C18C
00450		#DA/4W SC MS OTH	3C18C	3C18C	3C18C	3C18C	3C18C	3C18C	3C18C	3C18C	3C18C	3C18C	3C18C	3C18C
00450		#DA/4W SC MS OTH	4C18C	4C18C	4C18C	4C18C	4C18C	4C18C	4C18C	4C18C	4C18C	4C18C	4C18C	4C18C
00450		#DA/4W SC MS OTH	5C18C	5C18C	5C18C	5C18C	5C18C	5C18C	5C18C	5C18C	5C18C	5C18C	5C18C	5C18C
00450		#DA/4W SC MS OTH	6C18C	6C18C	6C18C	6C18C	6C18C	6C18C	6C18C	6C18C	6C18C	6C18C	6C18C	6C18C
00460		#DA/4W SKP CLAS	1C19	1C19	1C19	1C019	1C019	1C019	1C019	1C019	1C019	1C019	1C019	1C019
00460		#DA/4W SKP CLASS	2C19	2C19	2C19	2C19	2C19	2C19	2C19	2C19	2C19	2C19	2C19	2C19
00460		#DA/4W SKP CLASS	3C19	3C19	3C19	3C19	3C19	3C19	3C19	3C19	3C19	3C19	3C19	3C19
00460		#DA/4W SKP CLASS	4C19	4C19	4C19	4C19	4C19	4C19	4C19	4C19	4C19	4C19	4C19	4C19
00460		#DA/4W SKP CLASS	5C19	5C19	5C19	5C19	5C19	5C19	5C19	5C19	5C19	5C19	5C19	5C19
00460		#DA/4W SKP CLASS	6C19	6C19	6C19	6C19	6C19	6C19	6C19	6C19	6C19	6C19	6C19	6C19
23170		LSTYR/SKIP SCHL	6A06I	6A06I	6A06I	6A06I	6A06I	6A06I	6A06I	6A06I	6A06I	6A06I	6A06I	6A06I
23260		8THGR/SKIP SCHL		6A07I	6A07I	6A07I	6A07I	6A07I	6A07I	6A07I	6A07I	6A07I	6A07I	6A07I
23350		5-6GR/SKIP SCHL		6A08I	6A08I	6A08I	6A08I	6A08I	6A08I	6A08I	6A08I	6A08I	6A08I	6A08I
25750		#X U UNEXCSD LAT				2D02C	2D02C	2D02C*	2D02C	2D02C	2D02C	2D02C	2D02C	2D02C

**B07: EDUCATION. Delinquency, victimization, and feeling safe at school**

06540		FRQ FGT WRK/SCHL	2A19C	2A19C	2A19C	2A19C	2A19C	2A19C	2A19C	2A19C	2A19C	2A19C	2A19C	2A19C
06540		FRQ FGT WRK/SCHL		6A15C	6A15C	6A17C	6A17C	6A17C	6A17C	6A18C	6A18C	6A18C	6A18C	6A18C
06650		FRQ DMG SCH PPTY	2A19N	2A19N	2A19N	2A19N	2A19N	2A19N	2A19N	2A19N	2A19N	2A19N	2A19N	2A19N
06650		FRQ DMG SCH PPTY		6A15N	6A15N	6A17N	6A17N	6A17N	6A17N	6A18N	6A18N	6A18N	6A18N	6A18N
09871		SM1 SCL ROB <\$50	3E08A	3E08A	3E08A	3E08A	3E08A	3E08A	3E08A	3E08A	3E08A	3E07A	3E08A	3E08A
09871		SM1 SCL ROB <\$50												
09871		SM1 SCL ROB <\$50												
09872		SM1 SCL ROB >\$50	3E08B	3E08B	3E08B	3E08B	3E08B	3E08B	3E08B	3E08B	3E08B	3E07B	3E08B	3E08B
09872		SM1 SCL ROB >\$50												
09872		SM1 SCL ROB >\$50												
09873		SM1 SCL DMG PRTY	3E08C	3E08C	3E08C	3E08C	3E08C	3E08C	3E08C	3E08C	3E08C	3E07C	3E08C	3E08C
09873		SM1 SCL DMG PRTY												
09873		SM1 SCL DMG PRTY												
09874		SM1 SCL IN U W/W	3E08D	3E08D	3E08D	3E08D	3E08D	3E08D	3E08D	3E08D	3E08D	3E07D	3E08D	3E08D
09874		SM1 SCL IN U W/W												
09874		SM1 SCL IN U W/W												
09875		SM1 SCL TH U W/W	3E08E	3E08E	3E08E	3E08E	3E08E	3E08E	3E08E	3E08E	3E08E	3E07E	3E08E	3E08E
09875		SM1 SCL TH U W/W												
09875		SM1 SCL TH U W/W												
09876		SM1 SCL IN U -WP	3E08F	3E08F	3E08F	3E08F	3E08F	3E08F	3E08F	3E08F	3E08F	3E07F	3E08F	3E08F
09876		SM1 SCL IN U -WP												
09876		SM1 SCL IN U -WP												
09877		SM1 SCL TH U W/I	3E08G	3E08G	3E08G	3E08G	3E08G	3E08G	3E08G	3E08G	3E08G	3E07G	3E08G	3E08G
09877		SM1 SCL TH U W/I												
09877		SM1 SCL TH U W/I												
23160		LSTYR/U MISBEHAV		6A06H	6A06H	6A06H	6A06H	6A06H	6A06H	6A06H	6A06H	6A06H	6A06H	6A06H
23250		8THGR/U MISBEHAV		6A07H	6A07H	6A07H	6A07H	6A07H	6A07H	6A07H	6A07H	6A07H	6A07H	6A07H

\*=item text changed from previous year



**B07: EDUCATION. Delinquency, victimization, and feeling safe at school (continued)**

**B08: EDUCATION. Competency testing**

**B09: EDUCATION. Post high school: status, plans, characteristics**

[illegible]



## 307

[illegible]



[illegible]

**B09: EDUCATION. Post high school: status, plans, characteristics (continued)**

[illegible]

### B10: EDUCATION. Attitudes regarding educational institutions

[illegible]

**B11: EDUCATION. High school: length of experiences**

[illegible]

**C01: WORK and LEISURE. Present or recent work experience**

00590		HRS/W WRK SCHYR	1C23	1C23	1C23	1C23	1C23	1C23	1C23	1C23	1C23	1C23	1C23	1C23
00590		HRS/W WRK SCHYR	2C23	2C23	2C23	2C23	2C23	2C23	2C23	2C23	2C23	2C23	2C23	2C23
00590		HRS/W WRK SCHYR	3C23	3C23	3C23	3C23	3C23	3C23	3C23	3C23	3C23	3C23	3C23	3C23
00590		HRS/W WRK SCHYR	4C23	4C23	4C23	4C23	4C23	4C23	4C23	4C23	4C23	4C23	4C23	4C23
00590		HRS/W WRK SCHYR	5C23	5C23	5C23	5C23	5C23	5C23	5C23	5C23	5C23	5C23	5C23	5C23
00590		HRS/W WRK SCHYR												
01270		SAT PRESENT JOB	1A006A	1A006A	1A006A	1A006A	1A006A	1A006A	1A006A	1A006A	1A006A	1A006A	1A006A	1A006A
05770		R IN WK-STDY PG	1D009	1D009	1D009	1D009	1D009	1D009	1D009	1D009	1D009	1D009	1D009	1D009
06540		FRQ FGT WRK/SCHL	2A19C	2A19C	2A19C	2A19C	2A19C	2A19C	2A19C	2A19C	2A19C	2A19C	2A19C	2A19C
06540		FRQ FGT WRK/SCHL												
06660		FRQ DMG WK PRPTY	2A19O	2A19O	2A19O	2A19O	2A19O	2A19O	2A19O	2A19O	2A19O	2A19O	2A19O	2A19O
06660		FRQ DMG WK PRPTY												
10910		CMP SATFD W/JOB	4D02	4D02	4D02	4D02	4D02	4D02	4D02	4D02	4D02	4D02	4D02	4D02
11790		XPRC MK R GD WKR	5A04C	5A04C	5A04C	5A04C	5A04C	5A04C	5A04C	5A04C	5A04C	5A04C	5A04C	5A04C
11940		RCL CNTCT JOB	5A07F	5A07F	5A07F	5A07F	5A07F	5A07F	5A07F	5A07F	5A07F	5A07F	5A07F	5A07F
21530		RCNT EMPLYMT EXP								4D03A	4D03A	4D03A	4D03A	4D03A
21540		JOB-#HRS/WEEK								4D03B	4D03B	4D03B	4D03B	4D03B
21550		JOB-SUPERVSR AGE								4D04	4D04	4D04	4D04	4D04
21560		JOB-#WKRS OWN AG								4D05	4D05	4D05	4D05	4D05
21570		JOB-USE BEST SKL								4D06A	4D06A	4D06A	4D06A	4D06A
21580		JOB-TEACH SKILLS								4D06B	4D06B	4D06B	4D06B	4D06B
21590		JOB-USE LRND SKL								4D06C	4D06C	4D06C	4D06C	4D06C
21600		JOB-DIF SOC BKGD								4D06D	4D06D	4D06D	4D06D	4D06D
21610		JOB-OVER AGE 30								4D06E	4D06E	4D06E	4D06E	4D06E
21620		JOB-->STRESS								4D06F	4D06F	4D06F	4D06F	4D06F
21630		JOB-INTRFR W ED								4D06G	4D06G	4D06G	4D06G	4D06G
21640		JOB-INTRFR W SOC								4D06H	4D06H	4D06H	4D06H	4D06H
21650		JOB-INTRFR W FAM								4D06I	4D06I	4D06I	4D06I	4D06I
21660		JOB-INTERESTING								4D07A	4D07A	4D07A	4D07A	4D07A
21670		JOB-HAPPY FR LIF								4D07B	4D07B	4D07B	4D07B	4D07B
21680		JOB-EXPCT FR LIF								4D07C	4D07C	4D07C	4D07C	4D07C
21690		JOB-STEP STONE								4D07D	4D07D	4D07D	4D07D	4D07D
21700		JOB-DO JST FOR \$								4D07E	4D07E	4D07E	4D07E	4D07E
21710		JOB-TCHR HELP GT								4D08	4D08	4D08	4D08	4D08
21720		JOB-WORK STUDY								4D09	4D09	4D09	4D09	4D09
23520		YRS PRT-TIME JOB												



Item Refer- ence Number	Page Loc. in this Volume	ITEM DESCRIPTION (ABBREVIATED)	QUESTIONNAIRE LOCATION BY YEAR (FORM, SECTION, AND QUESTION NUMBER)											
			1988	1989	1990	1991	1992	1993	1994	1995	1996	1997	1998	1999

**B09: EDUCATION. Post high school: status, plans, characteristics (continued)**

00580		R WNTDO NONE	1C22F	1C22F	1C22F	1C022F	1C022F	1C022F	1C022F	1C022F	1C022F	1C022F	1C022F	1C022F
00580		R WNTDO NONE	2C22F	2C22F	2C22F	2C22F	2C22F	2C22F	2C22F	2C22F	2C22F	2C22F	2C22F	2C22F
00580		R WNTDO NONE	3C22F	3C22F	3C22F	3C22F	3C22F	3C22F	3C22F	3C22F	3C22F	3C22F	3C22F	3C22F
00580		R WNTDO NONE	4C22F	4C22F	4C22F	4C22F	4C22F	4C22F	4C22F	4C22F	4C22F	4C22F	4C22F	4C22F
00580		R WNTDO NONE	5C22F	5C22F	5C22F	5C22F	5C22F	5C22F	5C22F	5C22F	5C22F	5C22F	5C22F	5C22F
00580		R WNTDO NONE	6C22F	6C22F	6C22F	6C22F	6C22F	6C22F	6C22F	6C22F	6C22F	6C22F	6C22F	6C22F
10410		JOB OBSTC EDUC TN	4A13F	4A13F	4A13F	4A13F	4A13F	4A13F	4A13F	4A13F	4A13F	4A13F	4A13F	4A13F
11320		P'IDEA OF EDUC	4E06J	4E06J	4E06J	4E06J	4E06J	4E06J	4E06J	4E06J	4E06J	4E06J	4E06J	4A13F

**B10: EDUCATION. Attitudes regarding educational institutions**

06910		DHNSTY COLL&UNIV	2D04C	2D04C										
06920		DHNSTY PBLC SCHL	2D04D	2D04D										
07650		PRCL INFL SCL RN	2E15A	2E15A	2E15A	2E15A	2E15A	2E15A	2E15A	2E15A	2E15A	2E15A	2E15A	2E15A
07660		TCHR INFL SCL RN	2E15B	2E15B	2E15B	2E15B	2E15B	2E15B	2E15B	2E15B	2E15B	2E15B	2E15B	2E15B
07670		STDS INFL SCL RN	2E15C	2E15C	2E15C	2E15C	2E15C	2E15C	2E15C	2E15C	2E15C	2E15C	2E15C	2E15C
07680		PRTS INFL SCL RN	2E15D	2E15D	2E15D	2E15D	2E15D	2E15D	2E15D	2E15D	2E15D	2E15D	2E15D	2E15D
08400		GD JB COLL&UNIV	3A24C	3A24C	3A24C	3A24C	3A24C	3A24C	3A24C	3A24C	3A24C	3A24C	3A24C	3A24C
08410		GD JB PBLC SCHOL	3A24D	3A24D	3A24D	3A24D	3A24D	3A24D	3A24D	3A24D	3A24D	3A24D	3A24D	3A24D
11130		MLTRY MORE ED	4E01B	4E01B	4E01B	4E01B	4E01B	4E01B	4E01B	4E01B	4E01B	4E01B	4E01B	4E01B
11840		PLC WRK SCH/UNIV	5A05E	5A05E	5A05E	5A05E	5A05E	5A05E	5A05E	5A05E	5A05E	5A05E	5A05E	5A05E
25760		SCHL RULES FAIR				2D03	2D03	2D03	2D03	2D03	2D03	2D03	2D03	2D03

**B11: EDUCATION. High school: length of experiences**

23380		YRS SCHL PUBLCTN		6A10A	6A10A	6A11A	6A10A	6A10A	6A10A	6A10A	6A10A	6A10A		
23390		YRS PRF ARTS-SCH		6A10B	6A10B	6A11B	6A10B	6A10B	6A10B	6A10B	6A10B	6A10B		
23400		YRS PRF ARTS-OUT		6A10C	6A10C	6A11C	6A10C	6A10C	6A10C	6A10C	6A10C	6A10C		
23410		YRS SPORTS-SCHL		6A10D	6A10D	6A11D	6A10D	6A10D	6A10D	6A10D	6A10D	6A10D		
23420		YRS SPORTS-OUTSC		6A10E	6A10E	6A11E	6A10E	6A10E	6A10E	6A10E	6A10E	6A10E		
23430		YRS ACADEMIC CLB		6A10F	6A10F	6A11F	6A10F	6A10F	6A10F	6A10F	6A10F	6A10F		
23440		YRS OTH CLB/ACTV		6A10G	6A10G	6A11G	6A10G	6A10G	6A10G	6A10G	6A10G	6A10G		
23450		YRS STUDENT GOVT		6A10H	6A10H	6A11H	6A10H	6A10H	6A10H	6A10H	6A10H	6A10H		
23460		YRS VOCATNL CLUB		6A10I	6A10I	6A11I	6A10I	6A10I	6A10I	6A10I	6A10I	6A10I		
23470		YRS HOBBY CLUB		6A10J	6A10J	6A11J	6A10J	6A10J	6A10J	6A10J	6A10J	6A10J		
23480		YRS SCOUTING		6A10K	6A10K	6A11K	6A10K	6A10K	6A10K	6A10K	6A10K	6A10K		
23490		YRS BOYS/GRLS CL		6A10L	6A10L	6A11L	6A10L	6A10L	6A10L	6A10L	6A10L	6A10L		
23500		YRS COMMNTY ORGZ		6A10M	6A10M	6A11M	6A10M	6A10M	6A10M	6A10M	6A10M	6A10M		
23510		YRS CHRCH YTH GR		6A10N	6A10N	6A11N	6A10N	6A10N	6A10N	6A10N	6A10N	6A10N		
23520		YRS PRT-TIME JOB		6A10O	6A10O	6A11O	6A10O	6A10O	6A10O	6A10O	6A10O	6A10O		

**C01: WORK and LEISURE. Present or recent work experience**

00590		HRS/W WRK SCHYR	1C23	1C23	1C23	1C023	1C023	1C023	1C023	1C023	1C023	1C023	1C023	1C023
00590		HRS/W WRK SCHYR	2C23	2C23	2C23	2C23	2C23	2C23	2C23	2C23	2C23	2C23	2C23	2C23
00590		HRS/W WRK SCHYR	3C23	3C23	3C23	3C23	3C23	3C23	3C23	3C23	3C23	3C23	3C23	3C23
00590		HRS/W WRK SCHYR	4C23	4C23	4C23	4C23	4C23	4C23	4C23	4C23	4C23	4C23	4C23	4C23
00590		HRS/W WRK SCHYR	5C23	5C23	5C23	5C23	5C23	5C23	5C23	5C23	5C23	5C23	5C23	5C23
00590		HRS/W WRK SCHYR		6C23	6C23	6C23	6C23	6C23	6C23	6C23	6C23	6C23	6C23	6C23
01270		SAT PRESENT JOB	1A006A	1A006A	1A006A	1A006A	1A006A	1A006A	1A006A	1A006A	1A006A	1A006A	1A006A	1A006A
05770		R IN WK-STDY PG	1D009	1D009	1D009	1D009	1D009	1D009	1D009	1D009	1D009	1D009	1D009	1D009
06540		FRQ FGT WRK/SCHL	2A19C	2A19C	2A19C	2A19C	2A19C	2A19C	2A19C	2A19C	2A19C	2A19C	2A19C	2A19C
06540		FRQ FGT WRK/SCHL		6A15C	6A15C	6A17C	6A17C	6A17C	6A17C	6A18C	6A18C	6A18C		
06660		FRQ DMG WK PRPTY	2A19O	2A19O	2A19O	2A19O	2A19O	2A19O	2A19O	2A19O	2A19O	2A19O	2A19O	2A19O
06660		FRQ DMG WK PRPTY		6A15O	6A15O	6A17O	6A17O	6A17O	6A17O	6A18O	6A18O	6A18O		
10910		CMP SATFD W/JOB	4D02	4D02	4D02	4D02B*	4D02C	4D02C	4D02C	4D02C	4D02C	4D02C	4D02C	4D02C
11790		XPRC MK R GD WKR	5A04C	5A04C	5A04C	5A04C	5A04C	5A04C	5A04C	5A04C	5A04C	5A04C	5A04C	5A04C
11940		RCLNT CNTCT JOB	5A07F	5A07F	5A07F	5A07F	5A07F	5A07F	5A07F	5A07F	5A07F	5A07F	5A07F	5A07F
21530		RCNT EMPLYMT EXP	4D03A	4D03A	4D03A	4D01	4D02A	4D02A	4D02A	4D02A	4D02A	4D02A	4D02A	4D02A
21540		JOB-#HRS/WEEK	4D03B	4D03B	4D03B	4D03	4D03	4D03	4D03	4D03	4D03	4D03	4D03	4D03
21550		JOB-SUPRVSOR AGE	4D04	4D04	4D04	4D04	4D04	4D04	4D04	4D04	4D04	4D04	4D04	4D04
21560		JOB-#WKRS OWN AG	4D05	4D05	4D05	4D05	4D05	4D05	4D05	4D05	4D05	4D05	4D05	4D05
21570		JOB-USE BEST SKL	4D06A	4D06A	4D06A	4D06A	4D06A	4D06A	4D06A	4D06A	4D06A	4D06A	4D06A	4D06A
21580		JOB-TEACH SKILLS	4D06B	4D06B	4D06B	4D06B	4D06B	4D06B	4D06B	4D06B	4D06B	4D06B	4D06B	4D06B
21590		JOB-USE LRND SKL	4D06C	4D06C	4D06C	4D06C	4D06C	4D06C	4D06C	4D06C	4D06C	4D06C	4D06C	4D06C
21600		JOB-DIF SOC BKGD	4D06D	4D06D	4D06D	4D06D	4D06D	4D06D	4D06D	4D06D	4D06D	4D06D	4D06D	4D06D
21610		JOB-OVER AGE 30	4D06E	4D06E	4D06E	4D06E	4D06E	4D06E	4D06E	4D06E	4D06E	4D06E	4D06E	4D06E
21620		JOB-->STRESS	4D06F	4D06F	4D06F	4D06F	4D06F	4D06F	4D06F	4D06F	4D06F	4D06F	4D06F	4D06F
21630		JOB-INTRFR W ED	4D06G	4D06G	4D06G	4D06G	4D06G	4D06G	4D06G	4D06G	4D06G	4D06G	4D06G	4D06G
21640		JOB-INTRFR W SOC	4D06H	4D06H	4D06H	4D06H	4D06H	4D06H	4D06H	4D06H	4D06H	4D06H	4D06H	4D06H
21650		JOB-INTRFR W FAM	4D06I	4D06I	4D06I	4D06I	4D06I	4D06I	4D06I	4D06I	4D06I	4D06I	4D06I	4D06I
21660		JOB-INTERESTING	4D07A	4D07A	4D07A	4D07A	4D07A	4D07A	4D07A	4D07A	4D07A	4D07A	4D07A	4D07A
21670		JOB-HAPPY FR LIF	4D07B	4D07B	4D07B	4D07B	4D07B	4D07B	4D07B	4D07B	4D07B	4D07B	4D07B	4D07B
21680		JOB-EXPTCT FR LIF	4D07C	4D07C	4D07C	4D07C	4D07C	4D07C	4D07C	4D07C	4D07C	4D07C	4D07C	4D07C
21690		JOB-STEP STONE	4D07D	4D07D	4D07D	4D07D	4D07D	4D07D	4D07D	4D07D	4D07D	4D07D	4D07D	4D07D
21700		JOB-DO JST FOR \$	4D07E	4D07E	4D07E	4D07E	4D07E	4D07E	4D07E	4D07E	4D07E	4D07E	4D07E	4D07E
21710		JOB-TCHR HELP GT	4D08	4D08	4D08	4D08	4D08	4D08	4D08	4D08	4D08	4D08	4D08	4D08
21720		JOB-WORK STUDY	4D09	4D09	4D09	4D09	4D09	4D09	4D09	4D09	4D09	4D09	4D09	4D09
23520		YRS PRT-TIME JOB		6A10O	6A10O	6A11O	6A10O	6A10O	6A10O	6A10O	6A10O			

\*=item text changed from previous year



Item Reference Number	Page Loc. in this Volume	ITEM DESCRIPTION (ABBREVIATED)	QUESTIONNAIRE LOCATION BY YEAR (FORM, SECTION, AND QUESTION NUMBER)											
			1976	1977	1978	1979	1980	1981	1982	1983	1984	1985	1986	1987

**C01: WORK and LEISURE. Present or recent work experience (continued)**

25160		KIND OF PAID JOB												
29940		#HR/W CMPUTR JOB												

**C02: WORK and LEISURE. Income sources; financial security**

00600		R\$/AVG WEEK JOB	1C24A	1C24A	1C24A	1C24A	1C24A	1C24A	1C24A*	1C24A	1C24A	1C24A	1C24A	1C24A
00600		R\$/AVG WEEK JOB	2C24A	2C24A	2C24A	2C24A	2C24A	2C24A	2C24A*	2C24A	2C24A	2C24A	2C24A	2C24A
00600		R\$/AVG WEEK JOB	3C24A	3C24A	3C24A	3C24A	3C24A	3C24A	3C24A*	3C24A	3C24A	3C24A	3C24A	3C24A
00600		R\$/AVG WEEK JOB	4C24A	4C24A	4C24A	4C24A	4C24A	4C24A	4C24A*	4C24A	4C24A	4C24A	4C24A	4C24A
00600		R\$/AVG WEEK JOB	5C24A	5C24A	5C24A	5C24A	5C24A	5C24A	5C24A*	5C24A	5C24A	5C24A	5C24A	5C24A
00600		R\$/AVG WEEK JOB												
00610		R\$/AVG WEEK OTH	1C24B	1C24B	1C24B	1C24B	1C24B	1C24B	1C24B*	1C24B	1C24B	1C24B	1C24B	1C24B
00610		R\$/AVG WEEK OTH	2C24B	2C24B	2C24B	2C24B	2C24B	2C24B	2C24B*	2C24B	2C24B	2C24B	2C24B	2C24B
00610		R\$/AVG WEEK OTH	3C24B	3C24B	3C24B	3C24B	3C24B	3C24B	3C24B*	3C24B	3C24B	3C24B	3C24B	3C24B
00610		R\$/AVG WEEK OTH	4C24B	4C24B	4C24B	4C24B	4C24B	4C24B	4C24B*	4C24B	4C24B	4C24B	4C24B	4C24B
00610		R\$/AVG WEEK OTH	5C24B	5C24B	5C24B	5C24B	5C24B	5C24B	5C24B*	5C24B	5C24B	5C24B	5C24B	5C24B
00610		R\$/AVG WEEK OTH												
12990		I HAVE ENOUGH \$		5D04A	5D04A	5D04A	5D04A	5D02A	5D04A	5D04A	5D04A	5D04A	5D04A	5D04A
13000		I LACK \$ FR BILL		5D04B	5D04B	5D04B	5D04B	5D02B	5D04B	5D04B	5D04B	5D04B	5D04B	5D04B
13010		I WRY@-FINDG JOB		5D04C	5D04C	5D04C	5D04C	5D02C	5D04C	5D04C	5D04C	5D04C	5D04C	5D04C
13020		I CAN FIND JOB		5D04D	5D04D	5D04D	5D04D	5D02D	5D04D	5D04D	5D04D	5D04D	5D04D	5D04D
13030		I CAN KEEP MYJOB		5D04E	5D04E	5D04E	5D04E	5D02E	5D04E	5D04E	5D04E	5D04E	5D04E	5D04E
13040		I WRY@LOSS MYJOB		5D04F	5D04F	5D04F	5D04F	5D02F	5D04F	5D04F	5D04F	5D04F	5D04F	5D04F
20830		%\$SAVE FUTR EDUC						5D03A	5D05A	5D05A	5D05A	5D05A	5D05A	5D05A
20840		%\$SAVE/SPEND CAR						5D03B	5D05B	5D05B	5D05B	5D05B	5D05B	5D05B
20850		%\$SAVE OTHER						5D03C	5D05C	5D05C	5D05C	5D05C	5D05C	5D05C
20860		%\$SPEND ON SELF						5D03D	5D05D	5D05D	5D05D	5D05D	5D05D	5D05D
20870		%\$SPEND HELP FAM						5D03E	5D05E	5D05E	5D05E	5D05E	5D05E	5D05E

**C03: WORK and LEISURE. Vocational plans, aspirations, expectations**

00480		R WL DO VOC/TEC	1C21A	1C21A	1C21A	1C21A	1C21A	1C21A	1C21A	1C21A	1C21A	1C21A	1C21A	1C21A
00480		R WL DO VOC/TEC	2C21A	2C21A	2C21A	2C21A	2C21A	2C21A	2C21A	2C21A	2C21A	2C21A	2C21A	2C21A
00480		R WL DO VOC/TEC	3C21A	3C21A	3C21A	3C21A	3C21A	3C21A	3C21A	3C21A	3C21A	3C21A	3C21A	3C21A
00480		R WL DO VOC/TEC	4C21A	4C21A	4C21A	4C21A	4C21A	4C21A	4C21A	4C21A	4C21A	4C21A	4C21A	4C21A
00480		R WL DO VOC/TEC	5C21A	5C21A	5C21A	5C21A	5C21A	5C21A	5C21A	5C21A	5C21A	5C21A	5C21A	5C21A
00480		R WL DO VOC/TEC												
00530		R WNTDO VOC/TEC	1C22A	1C22A	1C22A	1C22A	1C22A	1C22A	1C22A	1C22A	1C22A	1C22A	1C22A	1C22A
00530		R WNTDO VOC/TEC	2C22A	2C22A	2C22A	2C22A	2C22A	2C22A	2C22A	2C22A	2C22A	2C22A	2C22A	2C22A
00530		R WNTDO VOC/TEC	3C22A	3C22A	3C22A	3C22A	3C22A	3C22A	3C22A	3C22A	3C22A	3C22A	3C22A	3C22A
00530		R WNTDO VOC/TEC	4C22A	4C22A	4C22A	4C22A	4C22A	4C22A	4C22A	4C22A	4C22A	4C22A	4C22A	4C22A
00530		R WNTDO VOC/TEC	5C22A	5C22A	5C22A	5C22A	5C22A	5C22A	5C22A	5C22A	5C22A	5C22A	5C22A	5C22A
00530		R WNTDO VOC/TEC												
06870		HOW GD AS WORKER	2D02C	2D02C	2D02C	2D02C	2D02C	2D02C	2D02C	2D02C	2D02C	2D02C	2D02C	2D02C
08090		SAME JOB MST LIF	3A05E	3A05E	3A05E	3A05E	3A05E	3A05E	3A05E	3A05E	3A05E	3A05E	3A05E	3A05E
10320		KIND OF WORK @30	4A09	4A09	4A09	4A09	4A09	4A09	4A09	4A09	4A09	4A09	4A09	4A09
10330		R SURE GT THS WK	4A10	4A10	4A10	4A10	4A10	4A10	4A10	4A10	4A10	4A10	4A10	4A10
10340		R SURE WK GD CHC	4A11	4A11	4A11	4A11	4A11	4A11	4A11	4A11	4A11	4A11	4A11	4A11
10350		R THNK WK BE SAT	4A12	4A12	4A12	4A12	4A12	4A12	4A12	4A12	4A12	4A12	4A12	4A12
10360		JOB OBSTC RELGN	4A13A	4A13A	4A13A	4A13A	4A13A	4A13A	4A13A	4A13A	4A13A	4A13A	4A13A	4A13A
10370		JOB OBSTC SEX	4A13B	4A13B	4A13B	4A13B	4A13B	4A13B	4A13B	4A13B	4A13B	4A13B	4A13B	4A13B
10380		JOB OBSTC RACE	4A13C	4A13C	4A13C	4A13C	4A13C	4A13C	4A13C	4A13C	4A13C	4A13C	4A13C	4A13C
10390		JOB OBSTC BKG RND	4A13D	4A13D	4A13D	4A13D	4A13D	4A13D	4A13D	4A13D	4A13D	4A13D	4A13D	4A13D
10400		JOB OBSTC POL VW	4A13E	4A13E	4A13E	4A13E	4A13E	4A13E	4A13E	4A13E	4A13E	4A13E	4A13E	4A13E
10410		JOB OBSTC EDUC TN	4A13F	4A13F	4A13F	4A13F	4A13F	4A13F	4A13F	4A13F	4A13F	4A13F	4A13F	4A13F
10420		JOB OBSTC -VOC T	4A13G	4A13G	4A13G	4A13G	4A13G	4A13G	4A13G	4A13G	4A13G	4A13G	4A13G	4A13G
10430		JOB OBSTC -ABLT Y	4A13H	4A13H	4A13H	4A13H	4A13H	4A13H	4A13H	4A13H	4A13H	4A13H	4A13H	4A13H
10440		JOB OBSTC - PULL	4A13I	4A13I	4A13I	4A13I	4A13I	4A13I	4A13I	4A13I	4A13I	4A13I	4A13I	4A13I
10450		JOB OBSTC -WK HD	4A13J	4A13J	4A13J	4A13J	4A13J	4A13J	4A13J	4A13J	4A13J	4A13J	4A13J	4A13J
10460		JOB OBSTC -CONFM	4A13K	4A13K	4A13K	4A13K	4A13K	4A13K	4A13K	4A13K	4A13K	4A13K	4A13K	4A13K

**C04: WORK AND LEISURE. Preferences regarding job characteristics**

01460		IMP STEADY WORK	1A007F	1A007F	1A007F	1A007F	1A007F	1A007F	1A007F	1A007F	1A007F	1A007F	1A007F	1A007F
08050		LIK WRK CAN FRGT	3A05A	3A05A	3A05A	3A05A	3A05A	3A05A	3A05A	3A05A	3A05A	3A05A	3A05A	3A05A
10090		JOB IMPC SE RSLT	4A08A	4A08A	4A08A	4A08A	4A08A	4A08A	4A08A	4A08A	4A08A	4A08A	4A08A	4A08A
10100		JOB IMPC STATUS	4A08B	4A08B	4A08B	4A08B	4A08B	4A08B	4A08B	4A08B	4A08B	4A08B	4A08B	4A08B
10110		JOB IMPC INTRSTG	4A08C	4A08C	4A08C	4A08C	4A08C	4A08C	4A08C	4A08C	4A08C	4A08C	4A08C	4A08C
10120		JOB IMPC ADVNCMT	4A08D	4A08D	4A08D	4A08D	4A08D	4A08D	4A08D	4A08D	4A08D	4A08D	4A08D	4A08D
10130		JOB IMPC HLP OTH	4A08E	4A08E	4A08E	4A08E	4A08E	4A08E	4A08E	4A08E	4A08E	4A08E	4A08E	4A08E
10140		JOB IMPC EARN \$	4A08F	4A08F	4A08F	4A08F	4A08F	4A08F	4A08F	4A08F	4A08F	4A08F	4A08F	4A08F
10150		JOB IMPC CREATVY	4A08G	4A08G	4A08G	4A08G	4A08G	4A08G	4A08G	4A08G	4A08G	4A08G	4A08G	4A08G
10160		JOB IMPC UTILITY	4A08H	4A08H	4A08H	4A08H	4A08H	4A08H	4A08H	4A08H	4A08H	4A08H	4A08H	4A08H
10170		JOB IMPC MK FRND	4A08I	4A08I	4A08I	4A08I	4A08I	4A08I	4A08I	4A08I	4A08I	4A08I	4A08I	4A08I
10180		JOB IMPC USE SKL	4A08J	4A08J	4A08J	4A08J	4A08J	4A08J	4A08J	4A08J	4A08J	4A08J	4A08J	4A08J
10190		JOB IMPC VTRHWLE	4A08K	4A08K	4A08K	4A08K	4A08K	4A08K	4A08K	4A08K	4A08K	4A08K	4A08K	4A08K
10200		JOB IMPC WACHTN	4A08L	4A08L	4A08L	4A08L	4A08L	4A08L	4A08L	4A08L	4A08L	4A08L	4A08L	4A08L
10210		JOB IMPC MK DCSN	4A08M	4A08M	4A08M	4A08M	4A08M	4A08M	4A08M	4A08M	4A08M	4A08M	4A08M	4A08M
10220		JOB IMPC FRE TIM	4A08N	4A08N	4A08N	4A08N	4A08N	4A08N	4A08N	4A08N	4A08N	4A08N	4A08N	4A08N



# QUESTION INDEX 1976-1999

311

Item Refer- ence Number	Page Loc. in this Volume	ITEM DESCRIPTION (ABBREVIATED)	QUESTIONNAIRE LOCATION BY YEAR (FORM, SECTION, AND QUESTION NUMBER)											
			1988	1989	1990	1991	1992	1993	1994	1995	1996	1997	1998	1999

## C01: WORK and LEISURE. Present or recent work experience (continued)

25160		KIND OF PAID JOB				4D02A	4D02B	4D02B	4D02B	4D02B*	4D02B	4D02B	4D02B	4D02B
29940		#HR/W CMPUTR JOB									3E06B	3E07B	3E07B	3E07B

## C02: WORK and LEISURE. Income sources; financial security

00600		R\$/AVG WEEK JOB	1C24A	1C24A	1C24A	1C024A	1C024A	1C024A	1C024A	1C024A	1C024A	1C024A	1C024A	1C024A
00600		R\$/AVG WEEK JOB	2C24A	2C24A	2C24A	2C24A	2C24A	2C24A	2C24A	2C24A	2C24A	2C24A	2C24A	2C24A
00600		R\$/AVG WEEK JOB	3C24A	3C24A	3C24A	3C24A	3C24A	3C24A	3C24A	3C24A	3C24A	3C24A	3C24A	3C24A
00600		R\$/AVG WEEK JOB	4C24A	4C24A	4C24A	4C24A	4C24A	4C24A	4C24A	4C24A	4C24A	4C24A	4C24A	4C24A
00600		R\$/AVG WEEK JOB	5C24A	5C24A	5C24A	5C24A	5C24A	5C24A	5C24A	5C24A	5C24A	5C24A	5C24A	5C24A
00600		R\$/AVG WEEK JOB		6C24A	6C24A	6C24A	6C24A	6C24A	6C24A	6C24A	6C24A	6C24A	6C24A	6C24A
00610		R\$/AVG WEEK OTH	1C24B	1C24B	1C24B	1C024B	1C024B	1C024B	1C024B	1C024B	1C024B	1C024B	1C024B	1C024B
00610		R\$/AVG WEEK OTH	2C24B	2C24B	2C24B	2C24B	2C24B	2C24B	2C24B	2C24B	2C24B	2C24B	2C24B	2C24B
00610		R\$/AVG WEEK OTH	3C24B	3C24B	3C24B	3C24B	3C24B	3C24B	3C24B	3C24B	3C24B	3C24B	3C24B	3C24B
00610		R\$/AVG WEEK OTH	4C24B	4C24B	4C24B	4C24B	4C24B	4C24B	4C24B	4C24B	4C24B	4C24B	4C24B	4C24B
00610		R\$/AVG WEEK OTH	5C24B	5C24B	5C24B	5C24B	5C24B	5C24B	5C24B	5C24B	5C24B	5C24B	5C24B	5C24B
00610		R\$/AVG WEEK OTH		6C24B	6C24B	6C24B	6C24B	6C24B	6C24B	6C24B	6C24B	6C24B	6C24B	6C24B
12990		I HAVE ENOUGH \$	5D04A	5D04A	5D04A	5D04A	5D04A	5D04A	5D04A	5D04A	5D04A	5D04A	5D04A	5D04A
13000		I LACK \$ FR BILL	5D04B	5D04B	5D04B	5D04B	5D04B	5D04B	5D04B	5D04B	5D04B	5D04B	5D04B	5D04B
13010		I WRY@-FINDG JOB	5D04C	5D04C	5D04C	5D04C	5D04C	5D04C	5D04C	5D04C	5D04C	5D04C	5D04C	5D04C
13020		I CAN FIND JOB	5D04D	5D04D	5D04D	5D04D	5D04D	5D04D	5D04D	5D04D	5D04D	5D04D	5D04D	5D04D
13030		I CAN KEEP MYJOB	5D04E	5D04E	5D04E	5D04E	5D04E	5D04E	5D04E	5D04E	5D04E	5D04E	5D04E	5D04E
13040		I WRY@LOSS MYJOB	5D04F	5D04F	5D04F	5D04F	5D04F	5D04F	5D04F	5D04F	5D04F	5D04F	5D04F	5D04F
20830		%\$SAVE FUTR EDUC	5D05A	5D05A	5D05A	5D05A	5D05A	5D05A	5D05A	5D05A	5D05A	5D05A	5D05A	5D05A
20840		%\$SAVE/SPEND CAR	5D05B	5D05B	5D05B	5D05B	5D05B	5D05B	5D05B	5D05B	5D05B	5D05B	5D05B	5D05B
20850		%\$SAVE OTHER	5D05C	5D05C	5D05C	5D05C	5D05C	5D05C	5D05C	5D05C	5D05C	5D05C	5D05C	5D05C
20860		%\$SPEND ON SELF	5D05D	5D05D	5D05D	5D05D	5D05D	5D05D	5D05D	5D05D	5D05D	5D05D	5D05D	5D05D
20870		%\$SPEND HELP FAM	5D05E	5D05E	5D05E	5D05E	5D05E	5D05E	5D05E	5D05E	5D05E	5D05E	5D05E	5D05E

## C03: WORK and LEISURE. Vocational plans, aspirations, expectations

00480		R WL DO VOC/TEC	1C21A	1C21A	1C21A	1C021A	1C021A	1C021A	1C021A	1C021A	1C021A	1C021A	1C021A	1C021A
00480		R WL DO VOC/TEC	2C21A	2C21A	2C21A	2C21A	2C21A	2C21A	2C21A	2C21A	2C21A	2C21A	2C21A	2C21A
00480		R WL DO VOC/TEC	3C21A	3C21A	3C21A	3C21A	3C21A	3C21A	3C21A	3C21A	3C21A	3C21A	3C21A	3C21A
00480		R WL DO VOC/TEC	4C21A	4C21A	4C21A	4C21A	4C21A	4C21A	4C21A	4C21A	4C21A	4C21A	4C21A	4C21A
00480		R WL DO VOC/TEC	5C21A	5C21A	5C21A	5C21A	5C21A	5C21A	5C21A	5C21A	5C21A	5C21A	5C21A	5C21A
00480		R WL DO VOC/TEC		6C21A	6C21A	6C21A	6C21A	6C21A	6C21A	6C21A	6C21A	6C21A	6C21A	6C21A
00530		R WNTDO VOC/TEC	1C22A	1C22A	1C22A	1C022A	1C022A	1C022A	1C022A	1C022A	1C022A	1C022A	1C022A	1C022A
00530		R WNTDO VOC/TEC	2C22A	2C22A	2C22A	2C22A	2C22A	2C22A	2C22A	2C22A	2C22A	2C22A	2C22A	2C22A
00530		R WNTDO VOC/TEC	3C22A	3C22A	3C22A	3C22A	3C22A	3C22A	3C22A	3C22A	3C22A	3C22A	3C22A	3C22A
00530		R WNTDO VOC/TEC	4C22A	4C22A	4C22A	4C22A	4C22A	4C22A	4C22A	4C22A	4C22A	4C22A	4C22A	4C22A
00530		R WNTDO VOC/TEC	5C22A	5C22A	5C22A	5C22A	5C22A	5C22A	5C22A	5C22A	5C22A	5C22A	5C22A	5C22A
00530		R WNTDO VOC/TEC		6C22A	6C22A	6C22A	6C22A	6C22A	6C22A	6C22A	6C22A	6C22A	6C22A	6C22A
06870		HOW GD AS WORKER	2D02C	2D02C	2D02C	2D02C	2D05C	2D05C	2D05C	2D05C	2D05C	2D05C	2D05C	2D05C
08090		SAME JOB MST LIF	3A05E	3A05E	3A05E	3A05E	3A05E	3A05E	3A05E	3A05E	3A05E	3A05E	3A05E	3A05E
10320		KIND OF WORK @30	4A09	4A09	4A09	4A09	4A09	4A09	4A09	4A09*	4A09	4A09	4A09	4A09
10330		R SURE GT THS WK	4A10	4A10	4A10	4A10	4A10	4A10	4A10	4A10	4A10	4A10	4A10	4A10
10340		R SURE WK GD CHC	4A11	4A11	4A11	4A11	4A11	4A11	4A11	4A11	4A11	4A11	4A11	4A11
10350		R THNK WK BE SAT	4A12	4A12	4A12	4A12	4A12	4A12	4A12	4A12	4A12	4A12	4A12	4A12
10360		JOB OBSTC RELGN	4A13A	4A13A	4A13A	4A13A	4A13A	4A13A	4A13A	4A13A	4A13A	4A13A	4A13A	4A13A
10370		JOB OBSTC SEX	4A13B	4A13B	4A13B	4A13B	4A13B	4A13B	4A13B	4A13B	4A13B	4A13B	4A13B	4A13B
10380		JOB OBSTC RACE	4A13C	4A13C	4A13C	4A13C	4A13C	4A13C	4A13C	4A13C	4A13C	4A13C	4A13C	4A13C
10390		JOB OBSTC BKG RND	4A13D	4A13D	4A13D	4A13D	4A13D	4A13D	4A13D	4A13D	4A13D	4A13D	4A13D	4A13D
10400		JOB OBSTC POL VW	4A13E	4A13E	4A13E	4A13E	4A13E	4A13E	4A13E	4A13E	4A13E	4A13E	4A13E	4A13E
10410		JOB OBSTC EDUC TN	4A13F	4A13F	4A13F	4A13F	4A13F	4A13F	4A13F	4A13F	4A13F	4A13F	4A13F	4A13F
10420		JOB OBSTC -VOC T	4A13G	4A13G	4A13G	4A13G	4A13G	4A13G	4A13G	4A13G	4A13G	4A13G	4A13G	4A13G
10430		JOB OBSTC -ABLT Y	4A13H	4A13H	4A13H	4A13H	4A13H	4A13H	4A13H	4A13H	4A13H	4A13H	4A13H	4A13H
10440		JOB OBSTC - PULL	4A13I	4A13I	4A13I	4A13I	4A13I	4A13I	4A13I	4A13I	4A13I	4A13I	4A13I	4A13I
10450		JOB OBSTC -WK HD	4A13J	4A13J	4A13J	4A13J	4A13J	4A13J	4A13J	4A13J	4A13J	4A13J	4A13J	4A13J
10460		JOB OBSTC -CONFM	4A13K	4A13K	4A13K	4A13K	4A13K	4A13K	4A13K	4A13K	4A13K	4A13K	4A13K	4A13K

## C04: WORK AND LEISURE. Preferences regarding job characteristics

01460		IMP STEADY WORK	1A007F	1A007F	1A007F	1A007F	1A007F	1A007F	1A007F	1A007F	1A007F	1A007F	1A007F	1A007F
08050		LIK WRK CAN FRGT	3A05A	3A05A	3A05A	3A05A	3A05A	3A05A	3A05A	3A05A	3A05A	3A05A	3A05A	3A05A
10090		JOB IMPC SE RSLT	4A08A	4A08A	4A08A	4A08A	4A08A	4A08A	4A08A	4A08A	4A08A	4A08A	4A08A	4A08A
10100		JOB IMPC STATUS	4A08B	4A08B	4A08B	4A08B	4A08B	4A08B	4A08B	4A08B	4A08B	4A08B	4A08B	4A08B
10110		JOB IMPC INTRSTG	4A08C	4A08C	4A08C	4A08C	4A08C	4A08C	4A08C	4A08C	4A08C	4A08C	4A08C	4A08C
10120		JOB IMPC ADVNCMT	4A08D	4A08D	4A08D	4A08D	4A08D	4A08D	4A08D	4A08D	4A08D	4A08D	4A08D	4A08D
10130		JOB IMPC HLP OTH	4A08E	4A08E	4A08E	4A08E	4A08E	4A08E	4A08E	4A08E	4A08E	4A08E	4A08E	4A08E
10140		JOB IMPC EARN \$	4A08F	4A08F	4A08F	4A08F	4A08F	4A08F	4A08F	4A08F	4A08F	4A08F	4A08F	4A08F
10150		JOB IMPC CREATVY	4A08G	4A08G	4A08G	4A08G	4A08G	4A08G	4A08G	4A08G	4A08G	4A08G	4A08G	4A08G
10160		JOB IMPC UTILITY	4A08H	4A08H	4A08H	4A08H	4A08H	4A08H	4A08H	4A08H	4A08H	4A08H	4A08H	4A08H
10170		JOB IMPC MK FRND	4A08I	4A08I	4A08I	4A08I	4A08I	4A08I	4A08I	4A08I	4A08I	4A08I	4A08I	4A08I
10180		JOB IMPC USE SKL	4A08J	4A08J	4A08J	4A08J	4A08J	4A08J	4A08J	4A08J	4A08J	4A08J	4A08J	4A08J
10190		JOB IMPC VTRHWLE	4A08K	4A08K	4A08K	4A08K	4A08K	4A08K	4A08K	4A08K	4A08K	4A08K	4A08K	4A08K
10200		JOB IMPC WATHN	4A08L	4A08L	4A08L	4A08L	4A08L	4A08L	4A08L	4A08L	4A08L	4A08L	4A08L	4A08L
10210		JOB IMPC MK DCSN	4A08M	4A08M	4A08M	4A08M	4A08M	4A08M	4A08M	4A08M	4A08M	4A08M	4A08M	4A08M
10220		JOB IMPC FRE TIM	4A08N	4A08N	4A08N	4A08N	4A08N	4A08N	4A08N	4A08N	4A08N	4A08N	4A08N	4A08N

\*=item text changed from previous year



**C04: WORK AND LEISURE. Preferences regarding job characteristics (continued)**

**C05: WORK and LEISURE. Desirability of different working arrangements and settings**

**C06: WORK AND LEISURE. Work ethic / success orientation**

**C07: WORK and LEISURE.** Leisure time: extent, activities

[illegible]



Item Refer- ence Number	Page Loc. in this Volume	ITEM DESCRIPTION (ABBREVIATED)	QUESTIONNAIRE LOCATION BY YEAR (FORM, SECTION, AND QUESTION NUMBER)											
			1988	1989	1990	1991	1992	1993	1994	1995	1996	1997	1998	1999

C04: WORK AND LEISURE. Preferences regarding job characteristics (continued)

10230		JOB IMPC NO MVNG	4A08O	4A08O	4A08O	4A08O	4A08O	4A08O	4A08O	4A08O	4A08O	4A08O	4A08O	4A08O
10240		JOB IMPC NO SPRV	4A08P	4A08P	4A08P	4A08P	4A08P	4A08P	4A08P	4A08P	4A08P	4A08P	4A08P	4A08P
10250		JOB IMPC SECURITY	4A08Q	4A08Q	4A08Q	4A08Q	4A08Q	4A08Q	4A08Q	4A08Q	4A08Q	4A08Q	4A08Q	4A08Q
10260		JOB IMPC LRNING	4A08R	4A08R	4A08R	4A08R	4A08R	4A08R	4A08R	4A08R	4A08R	4A08R	4A08R	4A08R
10270		JOB IMPC BE SELF	4A08S	4A08S	4A08S	4A08S	4A08S	4A08S	4A08S	4A08S	4A08S	4A08S	4A08S	4A08S
10280		JOB IMPC RESPECT	4A08T	4A08T	4A08T	4A08T	4A08T	4A08T	4A08T	4A08T	4A08T	4A08T	4A08T	4A08T
10290		JOB IMPC CNTC PL	4A08U	4A08U	4A08U	4A08U	4A08U	4A08U	4A08U	4A08U	4A08U	4A08U	4A08U	4A08U
10300		JOB IMPC EZ PACE	4A08V	4A08V	4A08V	4A08V	4A08V	4A08V	4A08V	4A08V	4A08V	4A08V	4A08V	4A08V
10310		JOB IMPC HRD PRB	4A08W	4A08W	4A08W	4A08W	4A08W	4A08W	4A08W	4A08W	4A08W	4A08W	4A08W	4A08W
25800		# HRS PREF WORK					4D01A	4D01A	4D01A	4D01A	4D01A	4D01A	4D01A	4D01A
25810		PRT #HR PREF WRK					4D01B	4D01B	4D01B	4D01B	4D01B	4D01B	4D01B	4D01B

C05: WORK and LEISURE. Desirability of different working arrangements and settings

06160		-CHL,HB WK1.,W=0	2A08A	2A08A	2A08A	2A08A	2A08A	2A08A	2A08A	2A08A	2A08A	2A08A	2A08A	2A08A
06170		-CHL,HB WK1.,W.5	2A08B	2A08B	2A08B	2A08B	2A08B	2A08B	2A08B	2A08B	2A08B	2A08B	2A08B	2A08B
06180		-CHL,HB&WF WK 1.	2A08C	2A08C	2A08C	2A08C	2A08C	2A08C	2A08C	2A08C	2A08C	2A08C	2A08C	2A08C
06190		-CHL,HB&WF WK .5	2A08D	2A08D	2A08D	2A08D	2A08D	2A08D	2A08D	2A08D	2A08D	2A08D	2A08D	2A08D
06200		-CHL,W WK 1.,H.5	2A08E	2A08E	2A08E	2A08E	2A08E	2A08E	2A08E	2A08E	2A08E	2A08E	2A08E	2A08E
06210		-CHL,W WK 1.,H=0	2A08F	2A08F	2A08F	2A08F	2A08F	2A08F	2A08F	2A08F	2A08F	2A08F	2A08F	2A08F
06220		PSCH,HB WK1.,W=0	2A09A	2A09A	2A09A	2A09A	2A09A	2A09A	2A09A	2A09A	2A09A	2A09A	2A09A	2A09A
06230		PSCH,HB WK1.,W.5	2A09B	2A09B	2A09B	2A09B	2A09B	2A09B	2A09B	2A09B	2A09B	2A09B	2A09B	2A09B
06240		PSCH,HB&WF WK 1.	2A09C	2A09C	2A09C	2A09C	2A09C	2A09C	2A09C	2A09C	2A09C	2A09C	2A09C	2A09C
06250		PSCH,HB&WF WK .5	2A09D	2A09D	2A09D	2A09D	2A09D	2A09D	2A09D	2A09D	2A09D	2A09D	2A09D	2A09D
06260		PSCH,WF WK1.,H.5	2A09E	2A09E	2A09E	2A09E	2A09E	2A09E	2A09E	2A09E	2A09E	2A09E	2A09E	2A09E
06270		PSCH,WF WK1.,H=0	2A09F	2A09F	2A09F	2A09F	2A09F	2A09F	2A09F	2A09F	2A09F	2A09F	2A09F	2A09F
08120		DES SUPVR DIF RC	3A07B	3A07B	3A07B	3A07B	3A07B	3A07B	3A07B	3A07B	3A07B	3A07B	3A07B	3A07B
08160		DES AL WKS SM RC	3A08A	3A08A	3A08A	3A08A	3A08A	3A08A	3A08A	3A08A	3A08A	3A08A	3A08A	3A08A
08170		DES SO WKS DF RC	3A08B	3A08B	3A08B	3A08B	3A08B	3A08B	3A08B	3A08B	3A08B	3A08B	3A08B	3A08B
08180		DES MS WKS DF RC	3A08C	3A08C	3A08C	3A08C	3A08C	3A08C	3A08C	3A08C	3A08C	3A08C	3A08C	3A08C
11150		MLTRY >FLFLLG JB	4E01D	4E01D	4E01D	4E01D	4E01D	4E01D	4E01D	4E01D	4E01D	4E01D	4E01D	4E01D
11800		PLC WRK LG CORPN	5A05A	5A05A	5A05A	5A05A	5A05A	5A05A	5A05A	5A05A	5A05A	5A05A	5A05A	5A05A
11810		PLC WRK SM BSNS	5A05B	5A05B	5A05B	5A05B	5A05B	5A05B	5A05B	5A05B	5A05B	5A05B	5A05B	5A05B
11820		PLC WRK GMT AGCY	5A05C	5A05C	5A05C	5A05C	5A05C	5A05C	5A05C	5A05C	5A05C	5A05C	5A05C	5A05C
11830		PLC WRK MLTY SVC	5A05D	5A05D	5A05D	5A05D	5A05D	5A05D	5A05D	5A05D	5A05D	5A05D	5A05D	5A05D
11840		PLC WRK SCH/UNIV	5A05E	5A05E	5A05E	5A05E	5A05E	5A05E	5A05E	5A05E	5A05E	5A05E	5A05E	5A05E
11850		PLC WRK PLC DEPT	5A05F	5A05F	5A05F	5A05F	5A05F	5A05F	5A05F	5A05F	5A05F	5A05F	5A05F	5A05F
11860		PLC WRK SOC SVCS	5A05G	5A05G	5A05G	5A05G	5A05G	5A05G	5A05G	5A05G	5A05G	5A05G	5A05G	5A05G
11870		PLC WRK SML GRP	5A05H	5A05H	5A05H	5A05H	5A05H	5A05H	5A05H	5A05H	5A05H	5A05H	5A05H	5A05H
11880		PLC WRK SLF EMPL	5A05I	5A05I	5A05I	5A05I	5A05I	5A05I	5A05I	5A05I	5A05I	5A05I	5A05I	5A05I

C06: WORK AND LEISURE. Work ethic / success orientation

01410		IMP B SUCCSS WK	1A007A	1A007A	1A007A	1A007A	1A007A	1A007A	1A007A	1A007A	1A007A	1A007A	1A007A	1A007A
08060		WRK=ONLY MK LVNG	3A05B	3A05B	3A05B	3A05B	3A05B	3A05B	3A05B	3A05B	3A05B	3A05B	3A05B	3A05B
08070		WRK CNTRL PRT LF	3A05C	3A05C	3A05C	3A05C	3A05C	3A05C	3A05C	3A05C	3A05C	3A05C	3A05C	3A05C
08080		OVTM 2DO BST JOB	3A05D	3A05D	3A05D	3A05D	3A05D	3A05D	3A05D	3A05D	3A05D	3A05D	3A05D	3A05D
08100		ENUF\$,NT WNT WRK	3A06	3A06	3A06	3A06	3A06	3A06	3A06	3A06	3A06	3A06	3A06	3A06
08100		ENUF\$,NT WNT WRK	4A14	4A14	4A14	4A14	4A14	4A14	4A14	4A14	4A14	4A14	4A14	4A14
08100		ENUF\$,NT WNT WRK	5A06	5A06	5A06	5A06	5A06	5A06	5A06	5A06	5A06	5A06	5A06	5A06

C07: WORK and LEISURE. Leisure time: extent, activities

00620		#X/AV WK GO OUT	1C25	1C25	1C25	1C025	1C025	1C025	1C025	1C025	1C025	1C025	1C025	1C025
00620		#X/AV WK GO OUT	2C25	2C25	2C25	2C25	2C25	2C25	2C25	2C25	2C25	2C25	2C25	2C25
00620		#X/AV WK GO OUT	3C25	3C25	3C25	3C25	3C25	3C25	3C25	3C25	3C25	3C25	3C25	3C25
00620		#X/AV WK GO OUT	4C25	4C25	4C25	4C25	4C25	4C25	4C25	4C25	4C25	4C25	4C25	4C25
00620		#X/AV WK GO OUT	5C25	5C25	5C25	5C25	5C25	5C25	5C25	5C25	5C25	5C25	5C25	5C25
00620		#X/AV WK GO OUT	6C25	6C25	6C25	6C25	6C25	6C25	6C25	6C25	6C25	6C25	6C25	6C25
00630		#X DATE 3+/WK	1C26	1C26	1C26	1C026	1C026	1C026	1C026	1C026	1C026	1C026	1C026	1C026
00630		#X DATE 3+/WK	2C26	2C26	2C26	2C26	2C26	2C26	2C26	2C26	2C26	2C26	2C26	2C26
00630		#X DATE 3+/WK	3C26	3C26	3C26	3C26	3C26	3C26	3C26	3C26	3C26	3C26	3C26	3C26
00630		#X DATE 3+/WK	4C26	4C26	4C26	4C26	4C26	4C26	4C26	4C26	4C26	4C26	4C26	4C26
00630		#X DATE 3+/WK	5C26	5C26	5C26	5C26	5C26	5C26	5C26	5C26	5C26	5C26	5C26	5C26
00630		#X DATE 3+/WK	6C26	6C26	6C26	6C26	6C26	6C26	6C26	6C26	6C26	6C26	6C26	6C26
05820		DALY WATCH TV	2A02A	2A02A	2A02A	2A02A	2A02A	2A02A	2A02A*	2A02A	2A02A	2A02A	2A02A	2A02A
05820		DALY WATCH TV	6A02A	6A02A	6A02A	6A02A	6A02A	6A02A	6A02A*	6A02A	6A02A	6A02A	6A02A	6A02A
05830		DALY GO TO MOVIE	2A02B	2A02B	2A02B	2A02B	2A02B	2A02B	2A02B	2A02B	2A02B	2A02B	2A02B	2A02B
05830		DALY GO TO MOVIE		6A02B	6A02B	6A02B	6A02B	6A02B	6A02B*	6A02B	6A02B	6A02B	6A02B	6A02B
05840		DALY ART,MS,PLA												
05845		DALY ROCK CONCRT	2A02C	2A02C	2A02C	2A02C	2A02C	2A02C	2A02C	2A02C	2A02C	2A02C	2A02C	2A02C
05845		DALY ROCK CONCRT		6A02C	6A02C	6A02C	6A02C	6A02C	6A02C*	6A02C	6A02C	6A02C	6A02C	6A02C
05850		DALY RIDE FORFUN	2A02D	2A02D	2A02D	2A02D	2A02D	2A02D	2A02D	2A02D	2A02D	2A02D	2A02D	2A02D
05850		DALY RIDE FORFUN		6A02D	6A02D	6A02D	6A02D	6A02D	6A02D*	6A02D	6A02D	6A02D	6A02D	6A02D
05860		DALY CMNTY AFFRS	2A02E	2A02E	2A02E	2A02E	2A02E	2A02E	2A02E	2A02E	2A02E	2A02E	2A02E	2A02E
05860		DALY CMNTY AFFRS		6A02E	6A02E	6A02E	6A02E	6A02E	6A02E*	6A02E	6A02E	6A02E	6A02E	6A02E
05870		DALY PLA MFC,S,NG	2A02F	2A02F	2A02F	2A02F	2A02F	2A02F	2A02F	2A02F	2A02F	2A02F	2A02F	2A02F
05880		DALY CREAT WRTNG	2A02G	2A02G	2A02G	2A02G	2A02G	2A02G	2A02G	2A02G	2A02G	2A02G	2A02G	2A02G
05890		DALY ACTV SPORTS	2A02H	2A02H	2A02H	2A02H	2A02H	2A02H	2A02H	2A02H	2A02H	2A02H	2A02H	2A02H

\*=item text changed from previous year



Item Refer- ence Number	Page Loc. in this Volume	ITEM DESCRIPTION (ABBREVIATED)	QUESTIONNAIRE LOCATION BY YEAR (FORM, SECTION, AND QUESTION NUMBER)											
			1976	1977	1978	1979	1980	1981	1982	1983	1984	1985	1986	1987

**C07: WORK and LEISURE. Leisure time: extent, activities** (continued)

05890		DALY ACTV SPORTS												
05900		DALY ART/CRAFTS	2A02I	2A02I	2A02I	2A02I	2A02I	2A02I	2A02I	2A02I	2A02I	2A02I	2A02I	2A02I
05910		DALY WRK HSE,CAR	2A02J	2A02J	2A02J	2A02J	2A02J	2A02J	2A02J	2A02J	2A02J	2A02J	2A02J	2A02J
05920		DALY VIST W/FRDS	2A02K	2A02K	2A02K	2A02K	2A02K	2A02K	2A02K	2A02K	2A02K	2A02K	2A02K	2A02K
05920		DALY VIST W/FRDS												
05930		DALY GO SHOPPING	2A02L	2A02L	2A02L	2A02L	2A02L	2A02L	2A02L	2A02L	2A02L	2A02L	2A02L	2A02L
05930		DALY GO SHOPPING												
05940		DALY ALONE LEISR	2A02M	2A02M*	2A02M	2A02M	2A02M	2A02M	2A02M	2A02M	2A02M	2A02M	2A02M	2A02M
05940		DALY ALONE LEISR												
05950		DALY READ BK,MAG	2A02N	2A02N	2A02N	2A02N	2A02N	2A02N	2A02N	2A02N	2A02N	2A02N	2A02N	2A02N
05960		DALY GO TO BARS	2A02O	2A02O	2A02O	2A02O	2A02O	2A02O	2A02O	2A02O	2A02O	2A02O	2A02O	2A02O
05960		DALY GO TO BARS												
05970		DALY GO TO PARTY	2A02P	2A02P	2A02P	2A02P	2A02P	2A02P	2A02P	2A02P	2A02P	2A02P	2A02P	2A02P
05970		DALY GO TO PARTY												
05980		DALY GO CHURCH	2A02D											
10550		#HRS TV/DAY/5+	4A16	4A16	4A16	4A16	4A16	4A16	4A16	4A16	4A16	4A16	4A16	4A16
10560		#BKS LAST YR/10+	4A17	4A17	4A17	4A17	4A17	4A17	4A17	4A17	4A17	4A17	4A17	4A17
21900		#X/LAST12M PARTY									5E07	5E07	5E07	5E07
21910		PARTY-PPL OVR 30									5E08A	5E08A	5E08A	5E08A
21920		PARTY-ONE HI ALC									5E08B	5E08B	5E08B	5E08B
21930		PARTY-OTH HI ALC									5E08C	5E08C	5E08C	5E08C
21940		PARTY-YOU HI ALC									5E08D	5E08D	5E08D	5E08D
21950		PARTY-PRESS ALCL									5E08E	5E08E	5E08E	5E08E
21960		PARTY-PRS HI ALC									5E08F	5E08F	5E08F	5E08F
21970		PARTY-ONE HI MJ									5E08G	5E08G	5E08G	5E08G
21980		PARTY-OTH HI MJ									5E08H	5E08H	5E08H	5E08H
21990		PARTY-YOU HI MJ									5E08I	5E08I	5E08I	5E08I
22000		PARTY-PRESS MJ									5E08J	5E08J	5E08J	5E08J
22010		PARTY-ONE HI OTD									5E08K	5E08K	5E08K	5E08K
22020		PARTY-OTH HI OTD									5E08L	5E08L	5E08L	5E08L
22030		PARTY-YOU HI OTD									5E08M	5E08M	5E08M	5E08M
22040		PARTY-PRESS OTDG									5E08N	5E08N	5E08N	5E08N
22170		SCH ACTV-PBLCTNS											2E07A	2E14A
22170		SCH ACTV-PBLCTNS												
22180		SCH ACTV-PRF ART											2E07B	2E14B
22180		SCH ACTV-PRF ART												
22190		SCH ACTV-ATHLTCS											2E07C	2E14C
22190		SCH ACTV-ATHLTCS												
22200		SCH ACTV-OTH ACT											2E07D	2E14D
22200		SCH ACTV-OTH ACT												
23070		DALY READ MAGZNS												
23080		DALY READ NWSPPR												
23360		SCH ATV-ACDMC CL												
23370		SCH ATV-STDN GVT												
29620		DALY GO VID ARC												
29620		DALY GO VID ARC												
29950		#HR/W CMPUTR OTH												

**C08: WORK and LEISURE. Attitudes toward leisure time**

01370		SAT SPD LEISR	1A006K	1A006K	1A006K	1A006K	1A006K	1A006K	1A006K	1A006K	1A006K	1A006K	1A006K	1A006K
01440		IMP TM RCRN&HBY	1A007D	1A007D	1A007D	1A007D	1A007D	1A007D	1A007D	1A007D	1A007D	1A007D	1A007D	1A007D
09880		DK DO W LEISR TM		3E11A		3E11A	3E11A	3E11A						
09890		TM QUIK/LEIS HRS		3E11B		3E11B	3E11B	3E11B						
09900		WASTE LEIS TIME		3E11C		3E11C	3E11C	3E11C						
09910		ENUF TIME FR THG		3E11D		3E11D	3E11D	3E11D						
11240		P'IDEA OF LSR TM	4E08B	4E08B	4E07B	4E07B	4E07B	4E07B	4E07B	4E07B	4E07B	4E07B	4E07B	4E07B
22050		PRFR PTY-PPL >30									5E09A	5E09A	5E09A	5E09A
22060		PRF PTY-U HI ALC									5E09B	5E09B	5E09B	5E09B
22070		PR PTY-OTH HI AL									5E09C	5E09C	5E09C	5E09C
22080		PRF PTY-U USE MJ									5E09D	5E09D	5E09D	5E09D
22090		PR PTY-OT USE MJ									5E09E	5E09E	5E09E	5E09E
22100		PR PTY-U USE OTD									5E09F	5E09F	5E09F	5E09F
22110		PR PTY-OT USE OT									5E09G	5E09G	5E09G	5E09G

**C09: WORK and LEISURE. Computer use**

29930		#HR/W CMPUTR SCH												
29940		#HR/W CMPUTR JOB												
29950		#HR/W CMPUTR OTH												

**D01: SEX ROLES and FAMILY. Dating and marriage: status, attitudes, expectations**

00060		R NOT MARRIED	1C06	1C06	1C06	1C06	1C06	1C06	1C06	1C06	1C06	1C06	1C06	1C06
00060		R NOT MARRIED	2C06	2C06	2C06	2C06	2C06	2C06	2C06	2C06	2C06	2C06	2C06	2C06
00060		R NOT MARRIED	3C06	3C06	3C06	3C06	3C06	3C06	3C06	3C06	3C06	3C06	3C06	3C06
00060		R NOT MARRIED	4C06	4C06	4C06	4C06	4C06	4C06	4C06	4C06	4C06	4C06	4C06	4C06
00060		R NOT MARRIED	5C06	5C06	5C06	5C06	5C06	5C06	5C06	5C06	5C06	5C06	5C06	5C06
00060		R NOT MARRIED												

\* = item text changed from previous year



Item Refer- ence Number	Page Loc. in this Volume	ITEM DESCRIPTION (ABBREVIATED)	QUESTIONNAIRE LOCATION BY YEAR (FORM, SECTION, AND QUESTION NUMBER)											
			1988	1989	1990	1991	1992	1993	1994	1995	1996	1997	1998	1999

**C07: WORK and LEISURE. Leisure time: extent, activities** (continued)

05890		DALY ACTV SPORTS		6A02F	6A02F	6A02F	6A02F	6A02F	6A02F*	6A02F	6A02F	6A02F	6A02F	6A02F
05900		DALY ART/CRAFTS	2A02I	2A02I	2A02I	2A02I	2A02I	2A02I	2A02I	2A02I	2A02I	2A02I	2A02I	2A02I
05910		DALY WRK HSE,CAR	2A02J	2A02J	2A02J	2A02J	2A02J	2A02J	2A02J	2A02J	2A02J	2A02J	2A02J	2A02J
05920		DALY VIST W/FRDS	2A02K	2A02K	2A02K	2A02K	2A02K	2A02K	2A02K	2A02K	2A02K	2A02K	2A02K	2A02K
05920		DALY VIST W/FRDS		6A02G	6A02G	6A02G	6A02G	6A02G	6A02G*	6A02G	6A02G	6A02G	6A02G	6A02G
05930		DALY GO SHOPPING	2A02L	2A02L	2A02L	2A02L	2A02L	2A02L	2A02L	2A02L	2A02L	2A02L	2A02L	2A02L
05930		DALY GO SHOPPING		6A02H	6A02H	6A02H	6A02H	6A02H	6A02H*	6A02H	6A02H	6A02H	6A02H	6A02H
05940		DALY ALONE LEISR	2A02M	2A02M	2A02M	2A02M	2A02M	2A02M	2A02M	2A02M	2A02M	2A02M	2A02M	2A02M
05940		DALY ALONE LEISR		6A02I	6A02I	6A02I	6A02I	6A02I	6A02I*	6A02I	6A02I	6A02I	6A02I	6A02I
05950		DALY READ BK,MAG	2A02N	2A02N	2A02N	2A02N	2A02N	2A02N	2A02N	2A02N	2A02N	2A02N	2A02N	2A02N
05960		DALY GO TO BARS	2A02O	2A02O	2A02O	2A02O	2A02O	2A02O	2A02O	2A02O	2A02O	2A02O	2A02O	2A02O
05960		DALY GO TO BARS		6A02L	6A02L	6A02L	6A02L	6A02L	6A02L*	6A02L	6A02L	6A02L	6A02L	6A02L
05970		DALY GO TO PARTY	2A02P	2A02P	2A02P	2A02P	2A02P	2A02P	2A02P	2A02P	2A02P	2A02P	2A02P	2A02P
05970		DALY GO TO PARTY		6A02M	6A02M	6A02M	6A02M	6A02M	6A02M*	6A02M	6A02M	6A02M	6A02M	6A02M
05980		DALY GO CHURCH												
10550		#HRS TV/DAY/5+	4A16	4A16	4A16	4A16	4A16	4A16	4A16	4A16	4A16	4A16	4A16	4A16
10560		#BKS LAST YR/10+	4A17	4A17	4A17	4A17	4A17	4A17	4A17	4A17*	4A17	4A17	4A17	4A17
21900		#X/LAST12M PARTY	5E07	5E07	5E08	5E08	5E08	5E08	5E08	5E08	5E08	5E08	5E08	5E08
21910		PARTY-PPL OVR 30	5E08A	5E08A	5E09A	5E09A	5E09A	5E09A	5E09A	5E09A	5E09A	5E09A	5E09A	5E09A
21920		PARTY-ONE HI ALC	5E08B	5E08B	5E09B	5E09B	5E09B	5E09B	5E09B	5E09B	5E09B	5E09B	5E09B	5E09B
21930		PARTY-OTH HI ALC	5E08C	5E08C	5E09C	5E09C	5E09C	5E09C	5E09C	5E09C	5E09C	5E09C	5E09C	5E09C
21940		PARTY-YOU HI ALC	5E08D	5E08D	5E09D	5E09D	5E09D	5E09D	5E09D	5E09D	5E09D	5E09D	5E09D	5E09D
21950		PARTY-PRESS ALCL	5E08E	5E08E	5E09E	5E09E	5E09E	5E09E	5E09E	5E09E	5E09E	5E09E	5E09E	5E09E
21960		PARTY-PRS HI ALC	5E08F	5E08F	5E09F	5E09F	5E09F	5E09F	5E09F	5E09F	5E09F	5E09F	5E09F	5E09F
21970		PARTY-ONE HI MJ	5E08G	5E08G	5E09G	5E09G	5E09G	5E09G	5E09G	5E09G	5E09G	5E09G	5E09G	5E09G
21980		PARTY-OTH HI MJ	5E08H	5E08H	5E09H	5E09H	5E09H	5E09H	5E09H	5E09H	5E09H	5E09H	5E09H	5E09H
21990		PARTY-YOU HI MJ	5E08I	5E08I	5E09I	5E09I	5E09I	5E09I	5E09I	5E09I	5E09I	5E09I	5E09I	5E09I
22000		PARTY-PRESS MJ	5E08J	5E08J	5E09J	5E09J	5E09J	5E09J	5E09J	5E09J	5E09J	5E09J	5E09J	5E09J
22010		PARTY-ONE HI OTD	5E08K	5E08K	5E09K	5E09K	5E09K	5E09K	5E09K	5E09K	5E09K	5E09K	5E09K	5E09K
22020		PARTY-OTH HI OTD	5E08L	5E08L	5E09L	5E09L	5E09L	5E09L	5E09L	5E09L	5E09L	5E09L	5E09L	5E09L
22030		PARTY-YOU HI OTD	5E08M	5E08M	5E09M	5E09M	5E09M	5E09M	5E09M	5E09M	5E09M	5E09M	5E09M	5E09M
22040		PARTY-PRESS OTDG	5E08N	5E08N	5E09N	5E09N	5E09N	5E09N	5E09N	5E09N	5E09N	5E09N	5E09N	5E09N
22170		SCH ACTV-PBLCTNS	2E14A	2E14A	2E14A	2E14A	2E14A	2E14A	2E14A	2E14A	2E14A	2E14A	2E14A	2E14A
22170		SCH ACTV-PBLCTNS		6A09A	6A09A	6A10A	6A09A	6A09A	6A09A	6A09A	6A09A	6A09A	6A09A	6A09A
22180		SCH ACTV-PRF ART	2E14B	2E14B	2E14B	2E14B	2E14B	2E14B	2E14B	2E14B	2E14B	2E14B	2E14B	2E14B
22180		SCH ACTV-PRF ART		6A09B	6A09B	6A10B	6A09B	6A09B	6A09B	6A09B	6A09B	6A09B	6A09B	6A09B
22190		SCH ACTV-ATHLTCS	2E14C	2E14C	2E14C	2E14C	2E14C	2E14C	2E14C	2E14C	2E14C	2E14C	2E14C	2E14C
22190		SCH ACTV-ATHLTCS		6A09C	6A09C	6A10C	6A09C	6A09C	6A09C	6A09C	6A09C	6A09C	6A09C	6A09C
22200		SCH ACTV-OTH ACT	2E14D	2E14D	2E14D	2E14D	2E14D	2E14D	2E14D	2E14D	2E14D	2E14D	2E14D	2E14D
22200		SCH ACTV-OTH ACT		6A09F	6A09F	6A10F	6A09F	6A09F	6A09F	6A09F	6A09F	6A09F	6A09F	6A09F
23070		DALY READ MAGZNS		6A02J	6A02J	6A02J	6A02J	6A02J	6A02J*	6A02J	6A02J	6A02J	6A02J	6A02J
23080		DALY READ NWSPPR		6A02K	6A02K	6A02K	6A02K	6A02K	6A02K*	6A02K	6A02K	6A02K	6A02K	6A02K
23360		SCH ATV-ACDMC CL		6A09D	6A09D	6A10D	6A09D	6A09D	6A09D	6A09D	6A09D	6A09D	6A09D	6A09D
23370		SCH ATV-STDN GVT		6A09E	6A09E	6A10E	6A09E	6A09E	6A09E	6A09E	6A09E	6A09E	6A09E	6A09E
29620		DALY GO VID ARC								2A02Q	2A02Q	2A02Q	2A02Q	2A02Q
29620		DALY GO VID ARC								6A02N	6A02N	6A02N	6A02N	6A02N
29950		#HR/W CMPUTR OTH								3E06C	3E07C	3E07C	3E07C	3E07C

**C08: WORK and LEISURE. Attitudes toward leisure time**

01370		SAT SPD LEISR	1A006K	1A006K	1A006K	1A006K	1A006K	1A006K	1A006K	1A006K	1A006K	1A006K	1A006K	1A006K
01440		IMP TM RCRN&HBY	1A007D	1A007D	1A007D	1A007D	1A007D	1A007D	1A007D	1A007D	1A007D	1A007D	1A007D	1A007D
09880		DK DO W LEISR TM												
09890		TM QUIK/LEIS HRS												
09900		WASTE LEIS TIME												
09910		ENUF TIME FR THG												
11240		P'IDEA OF LSR TM	4E06B	4E06B	4E06B	4E06B	4E06B	4E06B	4E06B	4E06B	4E06B	4E06B	4E06B	
22050		PRFR PTY-PPL >30	5E09A	5E09A	5E10A	5E10A	5E10A	5E10A	5E10A	5E10A	5E10A	5E10A	5E10A	5E10A
22060		PRF PTY-U HI ALC	5E09B	5E09B	5E10B	5E10B	5E10B	5E10B	5E10B	5E10B	5E10B	5E10B	5E10B	5E10B
22070		PR PTY-OTH HI AL	5E09C	5E09C	5E10C	5E10C	5E10C	5E10C	5E10C	5E10C	5E10C	5E10C	5E10C	5E10C
22080		PRF PTY-U USE MJ	5E09D	5E09D	5E10D	5E10D	5E10D	5E10D	5E10D	5E10D	5E10D	5E10D	5E10D	5E10D
22090		PR PTY-OT USE MJ	5E09E	5E09E	5E10E	5E10E	5E10E	5E10E	5E10E	5E10E	5E10E	5E10E	5E10E	5E10E
22100		PR PTY-U USE OTD	5E09F	5E09F	5E10F	5E10F	5E10F	5E10F	5E10F	5E10F	5E10F	5E10F	5E10F	5E10F
22110		PR PTY-OT USE OT	5E09G	5E09G	5E10G	5E10G	5E10G	5E10G	5E10G	5E10G	5E10G	5E10G	5E10G	5E10G

**C09: WORK and LEISURE. Computer use**

29930		#HR/W CMPUTR SCH										3E06A	3E07A	3E07A
29940		#HR/W CMPUTR JOB										3E06B	3E07B	3E07B
29950		#HR/W CMPUTR OTH										3E06C	3E07C	3E07C

**D01: SEX ROLES and FAMILY. Dating and marriage: status, attitudes, expectations**

00060		R NOT MARRIED	1C06	1C06	1C06	1C06	1C06	1C06	1C06	1C06	1C06	1C06	1C06	1C06
00060		R NOT MARRIED	2C06	2C06	2C06	2C06	2C06	2C06	2C06	2C06	2C06	2C06	2C06	2C06
00060		R NOT MARRIED	3C06	3C06	3C06	3C06	3C06	3C06	3C06	3C06	3C06	3C06	3C06	3C06
00060		R NOT MARRIED	4C06	4C06	4C06	4C06	4C06	4C06	4C06	4C06	4C06	4C06	4C06	4C06
00060		R NOT MARRIED	5C06	5C06	5C06	5C06	5C06	5C06	5C06	5C06	5C06	5C06	5C06	5C06
00060		R NOT MARRIED		6C06	6C06	6C06	6C06	6C06	6C06	6C06	6C06	6C06	6C06	6C06



[illegible]



[illegible]



D05: SEX ROLES and FAMILY. Sex role attitudes (continued)

**D06: SEX ROLES and FAMILY. Opinions regarding gender discrimination**

**E01: POPULATION CONCERNS. Overpopulation**

**E02: POPULATION CONCERNS. Birth control**

**F01: CONSERVATION, MATERIALISM, EQUITY, ETC.** Personal materialism

[illegible]



Item Reference Number	Page Loc. in this Volume	ITEM DESCRIPTION (ABBREVIATED)	QUESTIONNAIRE LOCATION BY YEAR (FORM, SECTION, AND QUESTION NUMBER)											
			1988	1989	1990	1991	1992	1993	1994	1995	1996	1997	1998	1999

**D05: SEX ROLES and FAMILY. Sex role attitudes** (continued)

10500		JB INTFR REL HBD	4A15D	4A15D	4A15D	4A15D	4A15D	4A15D	4A15D	4A15D	4A15D	4A15D	4A15D	4A15D
10510		JB DVLP WF PERSN	4A15E	4A15E	4A15E	4A15E	4A15E	4A15E	4A15E	4A15E	4A15E	4A15E	4A15E	4A15E
10520		RS CHLD + FR MAN	4A15F	4A15F	4A15F	4A15F	4A15F	4A15F	4A15F	4A15F	4A15F	4A15F	4A15F	4A15F
10530		MO SH B W CHL>TM	4A15G	4A15G	4A15G	4A15G	4A15G	4A15G	4A15G	4A15G	4A15G	4A15G	4A15G	4A15G
10540		WF WK,HBD SHD>HW	4A15H	4A15H	4A15H	4A15H	4A15H	4A15H	4A15H	4A15H	4A15H	4A15H	4A15H	4A15H
11330		PIDEA OF SX RLS	4E06K	4E06K	4E06K	4E06K	4E06K	4E06K	4E06K	4E06K	4E06K	4E06K	4E06K	4E06K
12160		ENCRG=INDP DT/SN	5A18K	5A18K	5A18K	5A18K	5A18K	5A18K	5A18K	5A18K	5A18K	5A18K	5A18K	5A18K
12170		BNG MOTH V FULFL	5A18L	5A18L	5A18L	5A18L	5A18L	5A18L	5A18L	5A18L	5A18L	5A18L	5A18L	5A18L
12180		FTHR>TIME W CHLD	5A18M	5A18M	5A18M	5A18M	5A18M	5A18M	5A18M	5A18M	5A18M	5A18M	5A18M	5A18M
12190		HSB MAK IMP DCSN	5A18N	5A18N	5A18N	5A18N	5A18N	5A18N	5A18N	5A18N	5A18N	5A18N	5A18N	5A18N

**D06: SEX ROLES and FAMILY. Opinions regarding gender discrimination**

07930		MEN&WOMN/=\$,=WRK	3A03A	3A03A	3A03A	3A03A	3A03A	3A03A	3A03A	3A03A	3A03A	3A03A	3A03A	3A03A
07940		CNSDR WMN/HI JOB	3A03B	3A03B	3A03B	3A03B	3A03B	3A03B	3A03B	3A03B	3A03B	3A03B	3A03B	3A03B
07950		WMN SHD =JOB OPP	3A03C	3A03C	3A03C	3A03C	3A03C	3A03C	3A03C	3A03C	3A03C	3A03C	3A03C	3A03C
07960		WMN SHD =ED OPP	3A03D	3A03D	3A03D	3A03D	3A03D	3A03D	3A03D	3A03D	3A03D	3A03D	3A03D	3A03D
10370		JOB OBSTC SEX	4A13B	4A13B	4A13B	4A13B	4A13B	4A13B	4A13B	4A13B	4A13B	4A13B	4A13B	4A13B
11180		MLTRY DSCRM WOMN	4E03	4E03	4E03	4E03	4E03	4E03	4E03	4E03	4E03	4E03	4E03	4E03
12290		DSCM WN COLLG ED	5A22A	5A22A	5A22A	5A22A	5A22A	5A22A	5A22A	5A22A	5A22A	5A22A	5A22A	5A22A
12300		DSCM WN LDRSH	5A22B	5A22B	5A22B	5A22B	5A22B	5A22B	5A22B	5A22B	5A22B	5A22B	5A22B	5A22B
12310		DSCM WN EXEC/BSN	5A22C	5A22C	5A22C	5A22C	5A22C	5A22C	5A22C	5A22C	5A22C	5A22C	5A22C	5A22C
12320		DSCM WN TOP/PRFN	5A22D	5A22D	5A22D	5A22D	5A22D	5A22D	5A22D	5A22D	5A22D	5A22D	5A22D	5A22D
12330		DSCM WN SKL LABR	5A22E	5A22E	5A22E	5A22E	5A22E	5A22E	5A22E	5A22E	5A22E	5A22E	5A22E	5A22E
12340		DSCM WN PLTCL OF	5A22F	5A22F	5A22F	5A22F	5A22F	5A22F	5A22F	5A22F	5A22F	5A22F	5A22F	5A22F
12350		DSCM WN =PAY =WK	5A22G	5A22G	5A22G	5A22G	5A22G	5A22G	5A22G	5A22G	5A22G	5A22G	5A22G	5A22G

**E01: POPULATION CONCERNS. Overpopulation**

08360		IF -POP, MR CHLD	3A22	3A22	3A22	3A22	3A22	3A22	3A22	3A22	3A22	3A22	3A22	3A22
09760		GOV HP PRB POPL	3E03A	3E03A	3E03A	3E03A	3E03A	3E03A	3E03A	3E03A	3E03A	3E03A	3E04A	3E04A
09770		GOV NO POP PLCY	3E03B	3E03B	3E03B	3E03B	3E03B	3E03B	3E03B	3E03B	3E03B	3E03B	3E04B	3E04B
09780		STR OVPOP,LMT FM	3E03C	3E03C	3E03C	3E03C	3E03C	3E03C	3E03C	3E03C	3E03C	3E03C	3E04C	3E04C
09790		PRV OVPOP,NO CHL	3E03D	3E03D	3E03D	3E03D	3E03D	3E03D	3E03D	3E03D	3E03D	3E03D		
09830		US POP SZ LRGER												
09840		GVNG FOOD O CNTY												
09850		WRLD POP SZ LRGR												
11670		WR/NT POP GROWTH	5A03B	5A03B	5A03B	5A03B	5A03B	5A03B	5A03B	5A03B	5A03B	5A03B	5A03B	5A03B
12270		CTB TO POP PRBMS	5A20H	5A20H	5A20H	5A20H	5A20H	5A20H	5A20H	5A20H	5A20H	5A20H	5A20H	5A20H

**E02: POPULATION CONCERNS. Birth control**

09800		HISCH INS BRTH C	3E03E	3E03E	3E03E	3E03E	3E03E	3E03E	3E03E	3E03E	3E03E			
09810		BRTH CNT IMMORAL	3E03F	3E03F	3E03F	3E03F	3E03F	3E03F	3E03F	3E03F	3E03F			
09820		GOV BRTHC NO CST	3E03G	3E03G	3E03G	3E03G	3E03G	3E03G	3E03G	3E03G	3E03G			
09860		HAD SEX ED IN HS	3E04	3E04	3E04	3E04	3E04	3E04	3E04	3E04	3E04			
09870		STUDY BC IN HS	3E05	3E05	3E05	3E05	3E05	3E05	3E05	3E05	3E05			

**F01: CONSERVATION, MATERIALISM, EQUITY, ETC. Personal materialism**

01350		SAT STD OF LVG	1A006I	1A006I	1A006I	1A006I	1A006I	1A006I	1A006I	1A006I	1A006I	1A006I	1A006I	1A006I
01430		IMP LOTS OF \$	1A007C	1A007C	1A007C	1A007C	1A007C	1A007C	1A007C	1A007C	1A007C	1A007C	1A007C	1A007C
05930		DALY GO SHOPPING	2A02L	2A02L	2A02L	2A02L	2A02L	2A02L	2A02L	2A02L	2A02L	2A02L	2A02L	2A02L
05930		DALY GO SHOPPING		6A02H	6A02H	6A02H	6A02H	6A02H	6A02H	6A02H*	6A02H	6A02H	6A02H	6A02H
07700		NOW OWN HAIR DRY												
07710		NOW OWN WT/S SKI												
07720		NOW OWN CAMERA												
07730		NOW OWN WATCH												
07740		NOW OWN HKG BKPK												
07750		NOW OWN CK RADIO												
07760		NOW OWN EL SHAVER												
07770		NOW OWN TENIS RQ												
07780		NOW OWN TV SET												
07790		NOW OWN BICYCLE												
07800		NOW OWN CAR												
07810		NOW OWN TAPE REC												
07820		NOW OWN ELT CALC												
07830		NOW OWN BT/SNMBL												
08020		MR\$ FR LASTG THG	3A04C	3A04C	3A04C	3A04C	3A04C	3A04C	3A04C	3A04C	3A04C	3A04C	3A04C	3A04C
10060		FAM BUYS THG -ND	4A06J	4A06J	4A06J	4A06J	4A06J	4A06J	4A06J	4A06J	4A06J	4A06J	4A06J	4A06J
10060		FAM BUYS THG -ND	5A18I	5A18I	5A18I	5A18I	5A18I	5A18I	5A18I	5A18I	5A18I	5A18I	5A18I	5A18I
10140		JOB IMPC EARN \$	4A08F	4A08F	4A08F	4A08F	4A08F	4A08F	4A08F	4A08F	4A08F	4A08F	4A08F	4A08F
12020		ENJOY SHOPPING	5A15A	5A15A	5A15A	5A15A	5A15A	5A15A	5A15A	5A15A	5A15A	5A15A	5A15A	5A15A
12030		CARE LATST FASHN	5A15B	5A15B	5A15B	5A15B	5A15B	5A15B	5A15B	5A15B	5A15B	5A15B	5A15B	5A15B
12040		CR FAM HV NBR HV	5A15C	5A15C	5A15C	5A15C	5A15C	5A15C	5A15C	5A15C	5A15C	5A15C	5A15C	5A15C
12050		XPCT 2 OWN>PRNTS	5A16	5A16	5A16	5A16	5A16	5A16	5A16	5A16	5A16	5A16	5A16	5A16
12060		LST CNT OWN>PRNT	5A17	5A17	5A17	5A17	5A17	5A17	5A17	5A17	5A17	5A17	5A17	5A17
13600		STS SCH NIC CAR	3E06C	3E06C	3E06C	3E06C	3E06C	3E06C	3E06C	3E06C	3E06C	3E04C	3E05C	3E05C
13700		BY SOON HAIR DRY												

\*=item text changed from previous year



[illegible]

**F01: CONSERVATION, MATERIALISM, EQUITY, ETC. Personal materialism (continued)**

13710		BY SOON WT/S SKI	2E10B												
13720		BY SOON CAMERA	2E10C												
13730		BY SOON WATCH	2E10D												
13740		BY SOON HKG BKPK	2E10E												
13750		BY SOON CK RADIO	2E10F												
13760		BY SOON EL SHAVR	2E10G												
13770		BY SOON TENIS RQ	2E10H												
13780		BY SOON TV SET	2E10I												
13790		BY SOON BICYCLE	2E10J												
13800		BY SOON CAR	2E10K												
13810		BY SOON TAPE REC	2E10L												
13820		BY SOON ELT CALC	2E10M												
13830		BY SOON BT/SNMBL	2E10N												
13835		IMP HAV 1 CAR	3E12A		3E11A	3E10A	3E10A	3E10A	3E09A	3E09A	3E09A	3E09A	3E09A	3E09A	3E09A
13840		IMP HAV 2 CARS	3E12B		3E11B	3E10B	3E10B	3E10B	3E09B	3E09B	3E09B	3E09B	3E09B	3E09B	3E09B
13850		IMP HAV LARG CAR	3E12C		3E11C	3E10C	3E10C	3E10C	3E09C	3E09C	3E09C	3E09C	3E09C	3E09C	3E09C
13860		IMP HAV NW CR OF	3E12D		3E11D	3E10D	3E10D	3E10D	3E09D	3E09D	3E09D	3E09D	3E09D	3E09D	3E09D
13870		IMP HAV NW CLTHS	3E12E		3E11E	3E10E	3E10E	3E10E	3E09E	3E09E	3E09E	3E09E	3E09E	3E09E	3E09E
13880		IMP HAV OWN HSE	3E12F		3E11F	3E10F	3E10F	3E10F	3E09F	3E09F	3E09F	3E09F	3E09F	3E09F	3E09F
13890		IMP HAV BIG YARD	3E12G		3E11G	3E10G	3E10G	3E10G	3E09G	3E09G	3E09G	3E09G	3E09G	3E09G	3E09G
13900		IMP HAV NEAT LWN	3E12H		3E11H	3E10H	3E10H	3E10H	3E09H	3E09H	3E09H	3E09H	3E09H	3E09H	3E09H
13910		IMP HAV APPLINCS	3E12I		3E11I	3E10I	3E10I	3E10I	3E09I	3E09I	3E09I	3E09I	3E09I	3E09I	3E09I
13920		IMP HAV G STEREO	3E12J		3E11J	3E10J	3E10J	3E10J	3E09J	3E09J	3E09J	3E09J	3E09J	3E09J	3E09J
13930		IMP HAV VAC HSE	3E12K		3E11K	3E10K	3E10K	3E10K	3E09K	3E09K	3E09K	3E09K	3E09K	3E09K	3E09K
13940		IMP HAV REC VEH	3E12L		3E11L	3E10L	3E10L	3E10L	3E09L	3E09L	3E09L	3E09L	3E09L	3E09L	3E09L

**F02: CONSERVATION, MATERIALISM, EQUITY, ETC.** Societal materialism and advertising

[illegible]

**F03: CONSERVATION, MATERIALISM, EQUITY, ETC.** Concern with world hunger and poverty

05990		US 2 MUCH PROFIT	2A03A	2A03A	2A03A	2A03A	2A03A	2A03A	2A03A	2A03A	2A03A	2A03A	2A03A	2A03A
08040		EAT DIF->FD STRV	3A04E	3A04E	3A04E	3A04E	3A04E	3A04E	3A04E	3A04E	3A04E	3A04E	3A04E	3A04E
11720		WR/NT HNGR&PVRTY	5A03G	5A03G	5A03G	5A03G	5A03G	5A03G	5A03G	5A03G	5A03G	5A03G	5A03G	5A03G
12090		-SYMP TWD STARVG	5A18C	5A18C	5A18C	5A18C	5A18C	5A18C	5A18C	5A18C	5A18C	5A18C	5A18C	5A18C
12140		RB CHNG ETG HABT	5A18H	5A18H	5A18H	5A18H	5A18H	5A18H	5A18H	5A18H	5A18H	5A18H	5A18H	5A18H
16440		SAT EAT<BEEF>GRN			2E05B									
19470		EAT<FD,>OWN CITY				5E08A								
19480		EAT<FD,>NRBY STT				5E08B								
19490		EAT<FD,>DIF REGN				5E08C								
19500		EAT<FD >ASIAN CN				5E08D								

**F04: CONSERVATION, MATERIALISM, EQUITY, ETC.** Ecological concerns

01640		US NEEDS GROWTH	1A011G	1A011G	1A011G	1A011G	1A011G	1A011G	1A011G	1A011G	1A011G	1A011G	1A011G	1A011G
08000		POLLUT INCREASED	3A04A	3A04A	3A04A	3A04A	3A04A	3A04A	3A04A	3A04A	3A04A	3A04A	3A04A	3A04A
08010		GOVT DEAL ENV PR	3A04B	3A04B	3A04B	3A04B	3A04B	3A04B	3A04B	3A04B	3A04B	3A04B	3A04B	3A04A
09700		PRVNT POL TOO >\$	3E02A	3E02A	3E02A	3E02A	3E02A	3E02A	3E01A	3E01A	3E01A	3E01A	3E01A	3A04B
09710		PRVNT POL CST JB	3E02B	3E02B	3E02B	3E02B	3E02B	3E02B	3E01B	3E01B	3E01B	3E01B		
09720		PRVNT POL PPL DK	3E02C	3E02C	3E02C	3E02C	3E02C	3E02C	3E01C	3E01C	3E01C	3E01C		
09730		PRVNT POL -ENUF	3E02D	3E02D	3E02D	3E02D	3E02D	3E02D	3E01D	3E01D	3E01D	3E01D		
09740		PRVNT POL USELSS	3E02E	3E02E	3E02E	3E02E	3E02E	3E02E	3E01E	3E01E	3E01E	3E01E		
09970		PLLTN INCR IN US	4A06A	4A06A	4A06A	4A06A	4A06A	4A06A	4A06A	4A06A	4A06A	4A06A	4A06A	4A06A
09980		PLLTN NT SO DANG	4A06B	4A06B	4A06B	4A06B	4A06B	4A06B	4A06B	4A06B	4A06B	4A06B	4A06B	4A06A
09990		PLLTN NEC 4 GRTH	4A06C	4A06C	4A06C	4A06C	4A06C	4A06C	4A06C	4A06C	4A06C	4A06C	4A06C	4A06C
10000		INDVL RESP 4 ENV	4A06D	4A06D	4A06D	4A06D	4A06D	4A06D	4A06D	4A06D	4A06D	4A06D	4A06D	4A06C
10010		GOVT RESP 4 ENV	4A06E	4A06E	4A06E	4A06E	4A06E	4A06E	4A06E	4A06E	4A06E	4A06E	4A06E	4A06E
10020		GOVT TAX PLLTRS	4A06F	4A06F	4A06F	4A06F	4A06F	4A06F	4A06F	4A06F	4A06F	4A06F	4A06F	4A06F
10030		GOVT BAN DSPSBL	4A06G	4A06G	4A06G	4A06G	4A06G	4A06G	4A06G	4A06G	4A06G	4A06G	4A06G	4A06G
10070		POL SLVD BY 2000	4A06K	4A06K	4A06K	4A06K	4A06K	4A06K	4A06K	4A06K	4A06K	4A06K	4A06K	4A06K
10080		R EFRT 2 HLP ENV	4A07	4A07	4A07	4A07	4A07	4A07	4A07	4A07	4A07	4A07	4A07	4A07
11340		P'IDEA OF ECOLOGY	4E08L	4E08L	4E07L	4E07L	4E07L	4E07L	4E07L	4E07L	4E07L	4E07L	4E07L	4E07L
11690		WR/NT POLLUTION	5A03D	5A03D	5A03D	5A03D	5A03D	5A03D	5A03D	5A03D	5A03D	5A03D	5A03D	5A03D
12280		CTB TO ENVR PBM	5A20I	5A20I	5A20I	5A20I	5A20I	5A20I	5A20I	5A20I	5A20I	5A20I	5A20I	5A20I
16450		SAT TAX FR ECLGY			2E05C									

**F05: CONSERVATION, MATERIALISM, EQUITY, ETC.** Concern with conservation of resources

[illegible]



## 321

**F01: CONSERVATION, MATERIALISM, EQUITY, ETC. Personal materialism (continued)**

**F02: CONSERVATION, MATERIALISM, EQUITY, ETC.** Societal materialism and advertising

**F03: CONSERVATION, MATERIALISM, EQUITY, ETC.** Concern with world hunger and poverty

**F04: CONSERVATION, MATERIALISM, EQUITY, ETC.** Ecological concerns

**F05: CONSERVATION, MATERIALISM, EQUITY, ETC.** Concern with conservation of resources

[illegible]



Item Refer- ence Number	Page Loc. in this Volume	ITEM DESCRIPTION (ABBREVIATED)	QUESTIONNAIRE LOCATION BY YEAR (FORM, SECTION, AND QUESTION NUMBER)											
			1976	1977	1978	1979	1980	1981	1982	1983	1984	1985	1986	1987

**F05: CONSERVATION, MATERIALISM, EQUITY, ETC. Concern with conservation of resources (continued)**

12010		RDCE HEAT R'S HM	5A14	5A14	5A14	5A14	5A14	5A14	5A14	5A14	5A14	5A14	5A14	5A14
-------	--	------------------	------	------	------	------	------	------	------	------	------	------	------	------

**F06: CONSERVATION, MATERIALISM, EQUITY, ETC. Preferences regarding dwelling type and urbanicity**

17860		DESRD LVG RURAL			4E09A		4E09A	4E09A	4E09A					
17870		DESRD LVG SM TWN			4E09B		4E09B	4E09B	4E09B					
17880		DESRD LVG SM CTY			4E09C		4E09C	4E09C	4E09C					
17890		DESRD LVG SUBURB			4E09D		4E09D	4E09D	4E09D					
17900		DESRD LVG LG CTY			4E09E		4E09E	4E09E	4E09E					
17910		DSRD HSG 1 FAMLY			4E09F		4E09F	4E09F	4E09F					
17920		DSRD HSG 2 FAMLY			4E09G		4E09G	4E09G	4E09G					
17930		DSRD HSG CNDMINM			4E09H		4E09H	4E09H	4E09H					
17940		DSRD HSG APT BLD			4E09I		4E09I	4E09I	4E09I					
17950		DSRD HSG HI RISE			4E09J		4E09J	4E09J	4E09J					

**F07: CONSERVATION, MATERIALISM, EQUITY, ETC. Driving and use of mass transit**

00640		DRIVE>200 MI/WK	1C27	1C27	1C27	1C27	1C27	1C27	1C27	1C27	1C27	1C27	1C27	1C27
00640		DRIVE>200 MI/WK	2C27	2C27	2C27	2C27	2C27	2C27	2C27	2C27	2C27	2C27	2C27	2C27
00640		DRIVE>200 MI/WK	3C27	3C27	3C27	3C27	3C27	3C27	3C27	3C27	3C27	3C27	3C27	3C27
00640		DRIVE>200 MI/WK	4C27	4C27	4C27	4C27	4C27	4C27	4C27	4C27	4C27	4C27	4C27	4C27
00640		DRIVE>200 MI/WK	5C27	5C27	5C27	5C27	5C27	5C27	5C27	5C27	5C27	5C27	5C27	5C27
00640		DRIVE>200 MI/WK												
00650		#X/12MO R TCKTD	1C28	1C28	1C28	1C28	1C28	1C28	1C28	1C28	1C28	1C28	1C28	1C28
00650		#X/12MO R TCKTD	2C28	2C28	2C28	2C28	2C28	2C28	2C28	2C28	2C28	2C28	2C28	2C28
00650		#X/12MO R TCKTD	3C28	3C28	3C28	3C28	3C28	3C28	3C28	3C28	3C28	3C28	3C28	3C28
00650		#X/12MO R TCKTD	4C28	4C28	4C28	4C28	4C28	4C28	4C28	4C28	4C28	4C28	4C28	4C28
00650		#X/12MO R TCKTD	5C28	5C28	5C28	5C28	5C28	5C28	5C28	5C28	5C28	5C28	5C28	5C28
00650		#X/12MO R TCKTD												
00690		#ACCIDNTS/12 MO	1C30	1C30	1C30	1C30	1C30	1C30	1C30	1C30	1C30	1C30	1C30	1C30
00690		#ACCIDNTS/12 MO	2C30	2C30	2C30	2C30	2C30	2C30	2C30	2C30	2C30	2C30	2C30	2C30
00690		#ACCIDNTS/12 MO	3C30	3C30	3C30	3C30	3C30	3C30	3C30	3C30	3C30	3C30	3C30	3C30
00690		#ACCIDNTS/12 MO	4C30	4C30	4C30	4C30	4C30	4C30	4C30	4C30	4C30	4C30	4C30	4C30
00690		#ACCIDNTS/12 MO	5C30	5C30	5C30	5C30	5C30	5C30	5C30	5C30	5C30	5C30	5C30	5C30
00690		#ACCIDNTS/12 MO												
08030		USE BYC/MAS TRAN	3A04D	3A04D	3A04D	3A04D	3A04D	3A04D	3A04D	3A04D	3A04D	3A04D	3A04D	3A04D
11960		DNT HV DRVR LCNS	5A09	5A09	5A09	5A09	5A09	5A09	5A09	5A09	5A09	5A09	5A09	5A09
11970		DONT OWN CAR	5A10	5A10	5A10	5A10	5A10	5A10	5A10	5A10	5A10	5A10	5A10	5A10
11980		NEVR USE OTHS CR	5A11	5A11	5A11	5A11	5A11	5A11	5A11	5A11	5A11	5A11	5A11	5A11
11990		R CUT DRIVING	5A12	5A12	5A12	5A12	5A12	5A12	5A12	5A12	5A12	5A12	5A12	5A12
16430		SAT EVB CAR POOL			2E05A									
22210		USE SEATBLT-DRVR											2E22	2E23
22210		USE SEATBLT-DRVR												
22220		USE SEATBLT-RIDR											2E23	2E24
22220		USE SEATBLT-RIDR												

**G: RELIGION. Religious preferences, activities, views**

00360		R'S RELGS PRFNC	1C13A	1C13A	1C13A	1C13A	1C13A	1C13A	1C13A*	1C13A	1C13A	1C13A	1C13A	1C13A
00360		R'S RELGS PRFNC	2C13A	2C13A	2C13A	2C13A	2C13A	2C13A	2C13A*	2C13A	2C13A	2C13A	2C13A	2C13A
00360		R'S RELGS PRFNC	3C13A	3C13A	3C13A	3C13A	3C13A	3C13A	3C13A*	3C13A	3C13A	3C13A	3C13A	3C13A
00360		R'S RELGS PRFNC	4C13A	4C13A	4C13A	4C13A	4C13A	4C13A	4C13A*	4C13A	4C13A	4C13A	4C13A	4C13A
00360		R'S RELGS PRFNC	5C13A	5C13A	5C13A	5C13A	5C13A	5C13A	5C13A*	5C13A	5C13A	5C13A	5C13A	5C13A
00360		R'S RELGS PRFNC												
00370		R'ATTND REL SVC	1C13B	1C13B	1C13B	1C13B	1C13B	1C13B	1C13B	1C13B	1C13B	1C13B	1C13B	1C13B
00370		R'ATTND REL SVC	2C13B	2C13B	2C13B	2C13B	2C13B	2C13B	2C13B	2C13B	2C13B	2C13B	2C13B	2C13B
00370		R'ATTND REL SVC	3C13B	3C13B	3C13B	3C13B	3C13B	3C13B	3C13B	3C13B	3C13B	3C13B	3C13B	3C13B
00370		R'ATTND REL SVC	4C13B	4C13B	4C13B	4C13B	4C13B	4C13B	4C13B	4C13B	4C13B	4C13B	4C13B	4C13B
00370		R'ATTND REL SVC	5C13B	5C13B	5C13B	5C13B	5C13B	5C13B	5C13B	5C13B	5C13B	5C13B	5C13B	5C13B
00370		R'ATTND REL SVC												
00380		RLGN IMP R'S LF	1C13C	1C13C	1C13C	1C13C	1C13C	1C13C	1C13C	1C13C	1C13C	1C13C	1C13C	1C13C
00380		RLGN IMP R'S LF	2C13C	2C13C	2C13C	2C13C	2C13C	2C13C	2C13C	2C13C	2C13C	2C13C	2C13C	2C13C
00380		RLGN IMP R'S LF	3C13C	3C13C	3C13C	3C13C	3C13C	3C13C	3C13C	3C13C	3C13C	3C13C	3C13C	3C13C
00380		RLGN IMP R'S LF	4C13C	4C13C	4C13C	4C13C	4C13C	4C13C	4C13C	4C13C	4C13C	4C13C	4C13C	4C13C
00380		RLGN IMP R'S LF	5C13C	5C13C	5C13C	5C13C	5C13C	5C13C	5C13C	5C13C	5C13C	5C13C	5C13C	5C13C
00380		RLGN IMP R'S LF												
05980		DALY GO CHURCH	2A02D											
06930		DHNSTY CHURCHES	2D04E	2D04E	2D04E	2D04E	2D04E	2D04E	2D04E	2D04E	2D04E	2D04E	2D04E	2D04E
08420		GD JB CHURCHES	3A24E	3A24E	3A24E	3A24E	3A24E	3A24E	3A24E	3A24E	3A24E	3A24E	3A24E	3A24E
10360		JOB OBSTC RELGN	4A13A	4A13A	4A13A	4A13A	4A13A	4A13A	4A13A	4A13A	4A13A	4A13A	4A13A	4A13A
10590		>INFLC CHURCHES	4A19C	4A19C	4A19C	4A19C	4A19C	4A19C	4A19C	4A19C	4A19C	4A19C	4A19C	4A19C
11360		P'IDEA OF RLGN	4E08N	4E08N	4E07N	4E07N	4E07N	4E07N	4E07N	4E07N	4E07N	4E07N	4E07N	4E07N
11910		RCL CNTCT CHURCH	5A07C	5A07C	5A07C	5A07C	5A07C	5A07C	5A07C	5A07C	5A07C	5A07C	5A07C	5A07C
12230		CTB TO RELGS ORG	5A20D	5A20D	5A20D	5A20D	5A20D	5A20D	5A20D	5A20D	5A20D	5A20D	5A20D	5A20D
23510		YRS CHRCH YTH GR												

**H01: POLITICS. Political interest and preferences**

00340		R'S POLTL PRFNC	1C11	1C11	1C11	1C11	1C11	1C11	1C11	1C11	1C11	1C11	1C11	1C11
-------	--	-----------------	------	------	------	------	------	------	------	------	------	------	------	------

\* = item text changed from previous year



Item Refer- ence Number	Page Loc. in this Volume	ITEM DESCRIPTION (ABBREVIATED)	QUESTIONNAIRE LOCATION BY YEAR (FORM, SECTION, AND QUESTION NUMBER)											
			1988	1989	1990	1991	1992	1993	1994	1995	1996	1997	1998	1999

**F05: CONSERVATION, MATERIALISM, EQUITY, ETC. Concern with conservation of resources** (continued)

12010		RDCE HEAT R'S HM	5A14	5A14	5A14	5A14	5A14	5A14	5A14	5A14	5A14	5A14	5A14	5A14
-------	--	------------------	------	------	------	------	------	------	------	------	------	------	------	------

**F06: CONSERVATION, MATERIALISM, EQUITY, ETC. Preferences regarding dwelling type and urbanicity**

17860		DESRD LVG RURAL												
17870		DESRD LVG SM TWN												
17880		DESRD LVG SM CTY												
17890		DESRD LVG SUBURB												
17900		DESRD LVG LG CTY												
17910		DSRD HSG 1 FAMLY												
17920		DSRD HSG 2 FAMLY												
17930		DSRD HSG CNDMINM												
17940		DSRD HSG APT BLD												
17950		DSRD HSG HI RISE												

**F07: CONSERVATION, MATERIALISM, EQUITY, ETC. Driving and use of mass transit**

00640		DRIVE>200 MI/WK	1C27	1C27	1C27	1C027	1C027	1C027	1C027	1C027	1C027	1C027	1C027	1C027
00640		DRIVE>200 MI/WK	2C27	2C27	2C27	2C27	2C27	2C27	2C27	2C27	2C27	2C27	2C27	2C27
00640		DRIVE>200 MI/WK	3C27	3C27	3C27	3C27	3C27	3C27	3C27	3C27	3C27	3C27	3C27	3C27
00640		DRIVE>200 MI/WK	4C27	4C27	4C27	4C27	4C27	4C27	4C27	4C27	4C27	4C27	4C27	4C27
00640		DRIVE>200 MI/WK	5C27	5C27	5C27	5C27	5C27	5C27	5C27	5C27	5C27	5C27	5C27	5C27
00640		DRIVE>200 MI/WK		6C27	6C27	6C27	6C27	6C27	6C27	6C27	6C27	6C27	6C27	6C27
00650		#X/12MO R TCKTD	1C28	1C28	1C28	1C028	1C028	1C028	1C028	1C028	1C028	1C028	1C028	1C028
00650		#X/12MO R TCKTD	2C28	2C28	2C28	2C28	2C28	2C28	2C28	2C28	2C28	2C28	2C28	2C28
00650		#X/12MO R TCKTD	3C28	3C28	3C28	3C28	3C28	3C28	3C28	3C28	3C28	3C28	3C28	3C28
00650		#X/12MO R TCKTD	4C28	4C28	4C28	4C28	4C28	4C28	4C28	4C28	4C28	4C28	4C28	4C28
00650		#X/12MO R TCKTD	5C28	5C28	5C28	5C28	5C28	5C28	5C28	5C28	5C28	5C28	5C28	5C28
00650		#X/12MO R TCKTD		6C28	6C28	6C28	6C28	6C28	6C28	6C28	6C28	6C28	6C28	6C28
00690		#ACCIDNTS/12 MO	1C30	1C30	1C30	1C030	1C030	1C030	1C030	1C030	1C030	1C030	1C030	1C030
00690		#ACCIDNTS/12 MO	2C30	2C30	2C30	2C30	2C30	2C30	2C30	2C30	2C30	2C30	2C30	2C30
00690		#ACCIDNTS/12 MO	3C30	3C30	3C30	3C30	3C30	3C30	3C30	3C30	3C30	3C30	3C30	3C30
00690		#ACCIDNTS/12 MO	4C30	4C30	4C30	4C30	4C30	4C30	4C30	4C30	4C30	4C30	4C30	4C30
00690		#ACCIDNTS/12 MO	5C30	5C30	5C30	5C30	5C30	5C30	5C30	5C30	5C30	5C30	5C30	5C30
00690		#ACCIDNTS/12 MO		6C30	6C30	6C30	6C30	6C30	6C30	6C30	6C30	6C30	6C30	6C30
08030		USE BYC/MAS TRAN	3A04D	3A04D	3A04D	3A04D	3A04D	3A04D	3A04D	3A04D	3A04D	3A04D	3A04D	3A04D
11960		DNT HV DRVR LCNS	5A09	5A09	5A09	5A09	5A09	5A09	5A09	5A09	5A09	5A09	5A09	5A09
11970		DONT OWN CAR	5A10	5A10	5A10	5A10	5A10	5A10	5A10	5A10	5A10	5A10	5A10	5A10
11980		NEVR USE OTHS CR	5A11	5A11	5A11	5A11	5A11	5A11	5A11	5A11	5A11	5A11	5A11	5A11
11990		R CUT DRIVING	5A12	5A12	5A12	5A12	5A12	5A12	5A12	5A12	5A12	5A12	5A12	5A12
16430		SAT EVB CAR POOL												
22210		USE SEATBLT-DRVR	2E23	2E23	2E23	2E23	2E23	2E23	2E23	2E23	2E23	2E23	2E23	2E23
22210		USE SEATBLT-DRVR		6C32	6C32	6C32	6C32	6C32	6C32	6C32	6C32	6C32	6C32	6C32
22220		USE SEATBLT-RIDR	2E24	2E24	2E24	2E24	2E24	2E24	2E24	2E24	2E24	2E24	2E24	2E24
22220		USE SEATBLT-RIDR		6C33	6C33	6C33	6C33	6C33	6C33	6C33	6C33	6C33	6C33	6C33

**G: RELIGION. Religious preferences, activities, views**

00360		R'S RELGS PRFNC	1C13A	1C13A	1C13A	1C013A*	1C013A	1C013A	1C013A	1C013A	1C013A	1C013A	1C013A	1C013A
00360		R'S RELGS PRFNC	2C13A	2C13A	2C13A	2C13A*	2C13A	2C13A	2C13A	2C13A	2C13A	2C13A	2C13A	2C13A
00360		R'S RELGS PRFNC	3C13A	3C13A	3C13A	3C13A*	3C13A	3C13A	3C13A	3C13A	3C13A	3C13A	3C13A	3C13A
00360		R'S RELGS PRFNC	4C13A	4C13A	4C13A	4C13A*	4C13A	4C13A	4C13A	4C13A	4C13A	4C13A	4C13A	4C13A
00360		R'S RELGS PRFNC	5C13A	5C13A	5C13A	5C13A*	5C13A	5C13A	5C13A	5C13A	5C13A	5C13A	5C13A	5C13A
00360		R'S RELGS PRFNC		6C13A	6C13A	6C13A*	6C13A	6C13A	6C13A	6C13A	6C13A	6C13A	6C13A	6C13A
00370		R'ATTND REL SVC	1C13B	1C13B	1C13B	1C013B	1C013B	1C013B	1C013B	1C013B	1C013B	1C013B	1C013B	1C013B
00370		R'ATTND REL SVC	2C13B	2C13B	2C13B	2C13B	2C13B	2C13B	2C13B	2C13B	2C13B	2C13B	2C13B	2C13B
00370		R'ATTND REL SVC	3C13B	3C13B	3C13B	3C13B	3C13B	3C13B	3C13B	3C13B	3C13B	3C13B	3C13B	3C13B
00370		R'ATTND REL SVC	4C13B	4C13B	4C13B	4C13B	4C13B	4C13B	4C13B	4C13B	4C13B	4C13B	4C13B	4C13B
00370		R'ATTND REL SVC	5C13B	5C13B	5C13B	5C13B	5C13B	5C13B	5C13B	5C13B	5C13B	5C13B	5C13B	5C13B
00370		R'ATTND REL SVC		6C13B	6C13B	6C13B	6C13B	6C13B	6C13B	6C13B	6C13B	6C13B	6C13B	6C13B
00380		RLGN IMP R'S LF	1C13C	1C13C	1C13C	1C013C	1C013C	1C013C	1C013C	1C013C	1C013C	1C013C	1C013C	1C013C
00380		RLGN IMP R'S LF	2C13C	2C13C	2C13C	2C13C	2C13C	2C13C	2C13C	2C13C	2C13C	2C13C	2C13C	2C13C
00380		RLGN IMP R'S LF	3C13C	3C13C	3C13C	3C13C	3C13C	3C13C	3C13C	3C13C	3C13C	3C13C	3C13C	3C13C
00380		RLGN IMP R'S LF	4C13C	4C13C	4C13C	4C13C	4C13C	4C13C	4C13C	4C13C	4C13C	4C13C	4C13C	4C13C
00380		RLGN IMP R'S LF	5C13C	5C13C	5C13C	5C13C	5C13C	5C13C	5C13C	5C13C	5C13C	5C13C	5C13C	5C13C
00380		RLGN IMP R'S LF		6C13C	6C13C	6C13C	6C13C	6C13C	6C13C	6C13C	6C13C	6C13C	6C13C	6C13C
05980		DALY GO CHURCH												
06930		DHNSTY CHURCHES	2D04E	2D04E										
08420		GD JB CHURCHES	3A24E	3A24E	3A24E	3A24E	3A24E	3A24E	3A24E	3A24E	3A24E	3A24E	3A24E	3A24E
10360		JOB OBSTC RELGN	4A13A	4A13A	4A13A	4A13A	4A13A	4A13A	4A13A	4A13A	4A13A	4A13A	4A13A	4A13A
10590		>INFLC CHURCHES	4A19C	4A19C	4A19C	4A19C	4A19C	4A19C	4A19C	4A19C	4A19C	4A19C	4A19C	4A19C
11360		P'IDEA OF RLGN	4E06N	4E06N	4E06N	4E06N	4E06N	4E06N	4E06N	4E06N	4E06N	4E06N	4E06N	4E06N
11910		RCL CNTCT CHURCH	5A07C	5A07C	5A07C	5A07C	5A07C	5A07C	5A07C	5A07C	5A07C	5A07C	5A07C	5A07C
12230		CTB TO RELGS ORG	5A20D	5A20D	5A20D	5A20D	5A20D	5A20D	5A20D	5A20D	5A20D	5A20D	5A20D	5A20D
23510		YRS CHRCH YTH GR	6A10N	6A10N	6A10N	6A11N	6A10N	6A10N	6A10N	6A10N	6A10N	6A10N	6A10N	6A10N

**H01: POLITICS. Political interest and preferences**

00340		R'S POLTL PRFNC	1C11	1C11	1C11	1C011	1C011	1C011	1C011	1C011*	1C011	1C011	1C011	1C011
-------	--	-----------------	------	------	------	-------	-------	-------	-------	--------	-------	-------	-------	-------

\*=item text changed from previous year



**H01: POLITICS. Political interest and preferences (continued)**

**H02: POLITICS. Attitudes toward governmental policies and practices**

**H03: POLITICS.** Views about the role of citizens in government (See also I02)

H04: POLITICS. Confidence in government

**H05: POLITICS. Voting, political activism**

[illegible]



Item Refer- ence Number	Page Loc. in this Volume	ITEM DESCRIPTION (ABBREVIATED)	QUESTIONNAIRE LOCATION BY YEAR (FORM, SECTION, AND QUESTION NUMBER)											
			1988	1989	1990	1991	1992	1993	1994	1995	1996	1997	1998	1999
H01: POLITICS. Political interest and preferences (continued)														
00340		R'S POLTL PRFNC	2C11	2C11	2C11	2C11	2C11	2C11	2C11	2C11*	2C11	2C11	2C11	2C11
00340		R'S POLTL PRFNC	3C11	3C11	3C11	3C11	3C11	3C11	3C11	3C11*	3C11	3C11	3C11	3C11
00340		R'S POLTL PRFNC	4C11	4C11	4C11	4C11	4C11	4C11	4C11	4C11*	4C11	4C11	4C11	4C11
00340		R'S POLTL PRFNC	5C11	5C11	5C11	5C11	5C11	5C11	5C11	5C11*	5C11	5C11	5C11	5C11
00340		R'S POLTL PRFNC		6C11	6C11	6C11	6C11	6C11	6C11	6C11*	6C11	6C11	6C11	6C11
00350		R'POL BLF RADCL	1C12	1C12	1C12	1C012	1C012	1C012	1C012	1C012	1C012	1C012	1C012	1C012
00350		R'POL BLF RADCL	2C12	2C12	2C12	2C12	2C12	2C12	2C12	2C12	2C12	2C12	2C12	2C12
00350		R'POL BLF RADCL	3C12	3C12	3C12	3C12	3C12	3C12	3C12	3C12	3C12	3C12	3C12	3C12
00350		R'POL BLF RADCL	4C12	4C12	4C12	4C12	4C12	4C12	4C12	4C12	4C12	4C12	4C12	4C12
00350		R'POL BLF RADCL	5C12	5C12	5C12	5C12	5C12	5C12	5C12	5C12	5C12	5C12	5C12	5C12
00350		R'POL BLF RADCL		6C12	6C12	6C12	6C12	6C12	6C12	6C12	6C12	6C12	6C12	6C12
06330		INTEREST IN GOVT	2A11	2A11	2A11	2A11	2A11	2A11	2A11	2A11	2A11	2A11	2A11	2A11
06330		INTEREST IN GOVT												
06330		INTEREST IN GOVT	4A18	4A18	4A18	4A18	4A18	4A18	4A18	4A18	4A18	4A18	4A18	4A18
06330		INTEREST IN GOVT	5A19	5A19	5A19	5A19	5A19	5A19	5A19	5A19	5A19	5A19	5A19	5A19
10400		JOB OBSTC POL VW	4A13E	4A13E	4A13E	4A13E	4A13E	4A13E	4A13E	4A13E	4A13E	4A13E	4A13E	4A13E
11370		P'IDEA OF PLTICS	4E06O	4E06O	4E06O	4E06O	4E06O	4E06O	4E06O	4E06O	4E06O	4E06O	4E06O	4E06O

**H02: POLITICS. Attitudes toward governmental policies and practices**

01390		SAT GOVT OPRTRNG	1A006M	1A006M	1A006M	1A006M	1A006M	1A006M	1A006M	1A006M	1A006M	1A006M	1A006M	1A006M
05690		US GO WAR FR OTH	2A18B	2A18B	2A18B	2A18B	2A18B	2A18B	2A18B	2A18B	2A18B	2A18B	2A18B	2A18B
06450		US SHD DISARM	2A18A	2A18A	2A18A	2A18A	2A18A	2A18A	2A18A	2A18A	2A18A	2A18A	2A18A	2A18A
06460		US WAR PRCTCT ECN	2A18C	2A18C	2A18C	2A18C	2A18C	2A18C	2A18C	2A18C	2A18C	2A18C	2A18C	2A18C
06470		US ONLY WAR DFNS	2A18D	2A18D	2A18D	2A18D	2A18D	2A18D	2A18D	2A18D	2A18D	2A18D	2A18D	2A18D
06480		-US MIL PWR>USSR	2A18E	2A18E	2A18E	2A18E	2A18E	2A18E	2A18E	2A18E	2A18E	2A18E	2A18E	2A18E
06490		US NEED>PWR OTHS	2A18F	2A18F	2A18F	2A18F	2A18F	2A18F	2A18F	2A18F	2A18F	2A18F	2A18F	2A18F
06500		US FRN PLCY NRRW	2A18G	2A18G	2A18G	2A18G	2A18G	2A18G	2A18G	2A18G	2A18G	2A18G	2A18G	2A18G
07940		CNSDR WMN/HI JOB	3A03B	3A03B	3A03B	3A03B	3A03B	3A03B	3A03B	3A03B	3A03B	3A03B	3A03B	3A03B
08010		GOVT DEAL ENV PR	3A04B	3A04B	3A04B	3A04B	3A04B	3A04B	3A04B	3A04B	3A04B	3A04B	3A04B	3A04B
09760		GOV HP PRB POPL	3E03A	3E03A	3E03A	3E03A	3E03A	3E03A	3E03A	3E03A	3E03A	3E03A	3E04A	3E04A
09770		GOV NO POP PLCY	3E03B	3E03B	3E03B	3E03B	3E03B	3E03B	3E03B	3E03B	3E03B	3E03B	3E04B	3E04B
09820		GOV BRTHC NO CST	3E03G	3E03G	3E03G	3E03G	3E03G	3E03G	3E03G	3E03G	3E03G	3E03G		
10010		GOVT RESP 4 ENV	4A06E	4A06E	4A06E	4A06E	4A06E	4A06E	4A06E	4A06E	4A06E	4A06E	4A06E	4A06E
10020		GOVT TAX PLLTRS	4A06F	4A06F	4A06F	4A06F	4A06F	4A06F	4A06F	4A06F	4A06F	4A06F	4A06F	4A06F
10030		GOVT BAN DSPSBL	4A06G	4A06G	4A06G	4A06G	4A06G	4A06G	4A06G	4A06G	4A06G	4A06G	4A06G	4A06G
11210		-MLTRY COUP U.S.												
12340		DSCM WN PLTCL OF	5A22F	5A22F	5A22F	5A22F	5A22F	5A22F	5A22F	5A22F	5A22F	5A22F	5A22F	5A22F

**H03: POLITICS. Views about the role of citizens in government (See also I02)**

01580		-OBY LW--GD CTZ	1A011A	1A011A	1A011A	1A011A	1A011A	1A011A	1A011A	1A011A	1A011A	1A011A	1A011A	1A011A
01590		GD CTZN ALG GOV	1A011B	1A011B	1A011B	1A011B	1A011B	1A011B	1A011B	1A011B	1A011B	1A011B	1A011B	1A011B
01600		GD CTZN CHG GOV	1A011C	1A011C	1A011C	1A011C	1A011C	1A011C	1A011C	1A011C	1A011C	1A011C	1A011C	1A011C
01620		CTZN GRP HV EFC	1A011E	1A011E	1A011E	1A011E	1A011E	1A011E	1A011E	1A011E	1A011E	1A011E	1A011E	1A011E

**H04: POLITICS. Confidence in government**

01630		OUR SYST ST BS	1A011F	1A011F	1A011F	1A011F	1A011F	1A011F	1A011F	1A011F	1A011F	1A011F	1A011F	1A011F
06340		GOVT PPL -DSHNST	2A12	2A12	2A12	2A12	2A12	2A12	2A12	2A12	2A12	2A12	2A12	2A12
06350		GOVT DSNT WASTE\$	2A13	2A13	2A13	2A13	2A13	2A13	2A13	2A13	2A13	2A13	2A13	2A13
06360		NEVER TRUST GOVT	2A14	2A14	2A14	2A14	2A14	2A14	2A14	2A14	2A14	2A14	2A14	2A14
06370		GVT PPL DK DOING	2A15	2A15	2A15	2A15	2A15	2A15	2A15	2A15	2A15	2A15	2A15	2A15
06380		GOVT RUN FOR PPL	2A16	2A16	2A16	2A16	2A16	2A16	2A16	2A16	2A16	2A16	2A16	2A16
06950		DHNSTY PRES&ADMN	2D04G	2D04G										
06960		DHNSTY CONGRESS	2D04H	2D04H										
06970		DHNSTY SUPRM CRT	2D04I	2D04I										
06980		DHNSTY JUSTC SYS	2D04J	2D04J										
08440		GD JB PRES&ADMIN	3A24G	3A24G	3A24G	3A24G	3A24G	3A24G	3A24G	3A24G	3A24G	3A24G	3A24G	3A24G
08450		GD JB CONGRESS	3A24H	3A24H	3A24H	3A24H	3A24H	3A24H	3A24H	3A24H	3A24H	3A24H	3A24H	3A24H
08460		GD JB SUPRM CRT	3A24I	3A24I	3A24I	3A24I	3A24I	3A24I	3A24I	3A24I	3A24I	3A24I	3A24I	3A24I
08470		GD JB JUSTC SYST	3A24J	3A24J	3A24J	3A24J	3A24J	3A24J	3A24J	3A24J	3A24J	3A24J	3A24J	3A24J
10610		>INFLC PRES&ADMN	4A19E	4A19E	4A19E	4A19E	4A19E	4A19E	4A19E	4A19E	4A19E	4A19E	4A19E	4A19E
10620		>INFLC CONGRESS	4A19F	4A19F	4A19F	4A19F	4A19F	4A19F	4A19F	4A19F	4A19F	4A19F	4A19F	4A19F
10630		>INFLC SUPRM CRT	4A19G	4A19G	4A19G	4A19G	4A19G	4A19G	4A19G	4A19G	4A19G	4A19G	4A19G	4A19G
10640		>INFLC JUSTC SYS	4A19H	4A19H	4A19H	4A19H	4A19H	4A19H	4A19H	4A19H	4A19H	4A19H	4A19H	4A19H

**H05: POLITICS. Voting, political activism**

01610		VOTE->MAJ IMPCT	1A011D	1A011D	1A011D	1A011D	1A011D	1A011D	1A011D	1A011D	1A011D	1A011D	1A011D	1A011D
06390		DO OR PLN VOTE	2A17A	2A17A	2A17A	2A17A	2A17A	2A17A	2A17A	2A17A	2A17A	2A17A	2A17A	2A17A
06400		DO OR PLN WRITE	2A17B	2A17B	2A17B	2A17B	2A17B	2A17B	2A17B	2A17B	2A17B	2A17B	2A17B	2A17B
06410		DO OR PLN GIVE \$	2A17C	2A17C	2A17C	2A17C	2A17C	2A17C	2A17C	2A17C	2A17C	2A17C	2A17C	2A17C
06420		DO OR PLN WK CPG	2A17D	2A17D	2A17D	2A17D	2A17D	2A17D	2A17D	2A17D	2A17D	2A17D	2A17D	2A17D
06430		DO OR PLN DEMNST	2A17E	2A17E	2A17E	2A17E	2A17E	2A17E	2A17E	2A17E	2A17E	2A17E	2A17E	2A17E
06440		DO OR PLN BOYCOT	2A17F	2A17F	2A17F	2A17F	2A17F	2A17F	2A17F	2A17F	2A17F	2A17F	2A17F	2A17F
09920		R WL VOTE IN '76												
11820		PLC WRK GVT AGCY	5A05C	5A05C	5A05C	5A05C	5A05C	5A05C	5A05C	5A05C	5A05C	5A05C	5A05C	5A05C
12240		CTB TO PLTCL PTY	5A20E	5A20E	5A20E	5A20E	5A20E	5A20E	5A20E	5A20E	5A20E	5A20E	5A20E	5A20E



[illegible]



**H05: POLITICS. Voting, political activism (continued)**

**I01: SOCIAL CHANGE.** Expectations concerning societal change

**I02: SOCIAL CHANGE. Attitudes regarding activism**

**I03: SOCIAL CHANGE.** Reactions to personal and social change

**J: SOCIAL PROBLEMS.** Interest and concerns

[illegible]



**K01: MAJOR SOCIAL INSTITUTIONS. Trust (See also C05)**

**K02: MAJOR SOCIAL INSTITUTIONS. Satisfaction with performance**

**K03: MAJOR SOCIAL INSTITUTIONS.** Preferred influence

**L01: MILITARY.** Plans for military service

[illegible]



## 329

**K01: MAJOR SOCIAL INSTITUTIONS. Trust (See also C05)**

**K02: MAJOR SOCIAL INSTITUTIONS. Satisfaction with performance**

**K03: MAJOR SOCIAL INSTITUTIONS.** Preferred influence

**L01: MILITARY.** Plans for military service

[illegible]



[illegible]



[illegible]

**L02: MILITARY. Attitudes toward a draft**

[illegible]

**L03: MILITARY.** Views about the use of military force

[illegible]

**L04: MILITARY.** Attitudes toward the military as an institution and occupation

[illegible]

**M01: INTERPERSONAL RELATIONSHIPS. Dating**

[illegible]

**M02: INTERPERSONAL RELATIONSHIPS.** Cross-age relationships with adults outside the family (See also B05)

[illegible]

**M03: INTERPERSONAL RELATIONSHIPS. Parents**

[illegible]



**M03: INTERPERSONAL RELATIONSHIPS. Parents (continued)**

**M04: INTERPERSONAL RELATIONSHIPS. Friendships (See also Q03)**

**M05: INTERPERSONAL RELATIONSHIPS. Community at large**

**N01: RACE RELATIONS. Preferred interracial contact**

**N02: RACE RELATIONS. Attitudes toward discrimination**

[illegible]



Item Refer- ence Number	Page Loc. in this Volume	ITEM DESCRIPTION (ABBREVIATED)	QUESTIONNAIRE LOCATION BY YEAR (FORM, SECTION, AND QUESTION NUMBER)											
			1988	1989	1990	1991	1992	1993	1994	1995	1996	1997	1998	1999

**M03: INTERPERSONAL RELATIONSHIPS. Parents (continued)**

11320		P'IDEA OF EDUC	4E06J	4E06J	4E06J	4E06J	4E06J	4E06J	4E06J	4E06J	4E06J	4E06J	4E06J	
11330		P'IDEA OF SX RLS	4E06K	4E06K	4E06K	4E06K	4E06K	4E06K	4E06K	4E06K	4E06K	4E06K	4E06K	
11340		P'IDEA OF ECLOGY	4E06L	4E06L	4E06L	4E06L	4E06L	4E06L	4E06L	4E06L	4E06L	4E06L	4E06L	
11350		P'IDEA OF RCL IS	4E06M	4E06M	4E06M	4E06M	4E06M	4E06M	4E06M	4E06M	4E06M	4E06M	4E06M	
11360		P'IDEA OF RLGIION	4E06N	4E06N	4E06N	4E06N	4E06N	4E06N	4E06N	4E06N	4E06N	4E06N	4E06N	
11370		P'IDEA OF PLTICS	4E06O	4E06O	4E06O	4E06O	4E06O	4E06O	4E06O	4E06O	4E06O	4E06O	4E06O	
13150		FAM+REL GD/CHILD												
13160		FAM+REL GD/PARNT												
13170		FAM+REL GD/GRPNT												
13180		FAM+REL,R LIK/PT												
19530		3MO/DLY ARG PRNT												
21800		PRNT SUPRV PARTY	5E06A	5E06A	5E07A	5E07A	5E07A	5E07A	5E07A	5E07A	5E07A	5E07A	5E07A	5E07A
21810		PRNT SUPRV DATES	5E06B	5E06B	5E07B	5E07B	5E07B	5E07B	5E07B	5E07B	5E07B	5E07B	5E07B	5E07B
21820		PRNT SUPRV DRESS	5E06C	5E06C	5E07C	5E07C	5E07C	5E07C	5E07C	5E07C	5E07C	5E07C	5E07C	5E07C
21830		PRNT SUPRV MONEY	5E06D	5E06D	5E07D	5E07D	5E07D	5E07D	5E07D	5E07D	5E07D	5E07D	5E07D	5E07D
21840		PRNT SUPRV EVENG	5E06E	5E06E	5E07E	5E07E	5E07E	5E07E	5E07E	5E07E	5E07E	5E07E	5E07E	5E07E
21850		PRNT SUPRV HOMWK	5E06F	5E06F	5E07F	5E07F	5E07F	5E07F	5E07F	5E07F	5E07F	5E07F	5E07F	5E07F
21860		PRN SUPRV COURSE	5E06G	5E06G	5E07G	5E07G	5E07G	5E07G	5E07G	5E07G	5E07G	5E07G	5E07G	5E07G
21870		PRNT SUPRV WORK	5E06H	5E06H	5E07H	5E07H	5E07H	5E07H	5E07H	5E07H	5E07H	5E07H	5E07H	5E07H
21880		PRN SUPR TV QNTY	5E06I	5E06I	5E07I	5E07I	5E07I	5E07I	5E07I	5E07I	5E07I	5E07I	5E07I	5E07I
21890		PRN SUPR TV QLTY	5E06J	5E06J	5E07J	5E07J	5E07J	5E07J	5E07J	5E07J	5E07J	5E07J	5E07J	5E07J
25180		#X PRNT CHK HMWK				6A09A	6A08A	6A08A	6A08A	6A08A	6A08A	6A08A	6A08A	6A08A
25190		#X PRNT HLP HMWK				6A09B	6A08B	6A08B	6A08B	6A08B	6A08B	6A08B	6A08B	6A08B
25200		#X PRNT GV CHORE				6A09C	6A08C	6A08C	6A08C	6A08C	6A08C	6A08C	6A08C	6A08C
25210		#X PRNT LIMIT TV				6A09D	6A08D	6A08D	6A08D	6A08D	6A08D	6A08D	6A08D	6A08D
25220		#X PRNT LMT OUT				6A09E	6A08E	6A08E	6A08E	6A08E	6A08E	6A08E	6A08E	6A08E
25810		PRT #HR PREF WRK					4D01B	4D01B	4D01B	4D01B	4D01B	4D01B	4D01B	4D01B

**M04: INTERPERSONAL RELATIONSHIPS. Friendships (See also Q03)**

01320		SAT OWN FRIENDS	1A006F	1A006F	1A006F	1A006F	1A006F	1A006F	1A006F	1A006F	1A006F	1A006F	1A006F	1A006F
01450		IMP STRG FRDSHP	1A007E	1A007E	1A007E	1A007E	1A007E	1A007E	1A007E	1A007E	1A007E	1A007E	1A007E	1A007E
05920		DALY VIST W/FRDS	2A02K	2A02K	2A02K	2A02K	2A02K	2A02K	2A02K	2A02K	2A02K	2A02K	2A02K	2A02K
05920		DALY VIST W/FRDS	6A02G	6A02G	6A02G	6A02G	6A02G	6A02G	6A02G	6A02G	6A02G	6A02G	6A02G	6A02G
10170		JOB IMPC MK FRND	4A08I	4A08I	4A08I	4A08I	4A08I	4A08I	4A08I	4A08I	4A08I	4A08I	4A08I	4A08I

**M05: INTERPERSONAL RELATIONSHIPS. Community at large**

01480		IMP LDR COMUNTY	1A007H	1A007H	1A007H	1A007H	1A007H	1A007H	1A007H	1A007H	1A007H	1A007H	1A007H	1A007H
10290		JOB IMPC CNTC PL	4A08U	4A08U	4A08U	4A08U	4A08U	4A08U	4A08U	4A08U	4A08U	4A08U	4A08U	4A08U
13590		STS SCH LDS STU	3E06B	3E06B	3E06B	3E06B	3E06B	3E06B	3E06B	3E06B	3E06B	3E06B	3E06B	3E06B
21600		JOB-DIF SOC BKGD	4D06D	4D06D	4D06D	4D06D	4D06D	4D06D	4D06D	4D06D	4D06D	4D06D	4D06D	4D06D
21730		IDEA PARENTS GRP												
21740		#FRNDS PRNTS GRP												
21750		OWN PRNTS IN GRP												
21760		GP IMPCT OWN FLG												
21770		GP CHG RELP PRNT												
21780		#FRNDS ANTIDG GP												
21790		EVR IN ANTIDG GP												

**N01: RACE RELATIONS. Preferred interracial contact**

08110		DES FRND OTH RC	3A07A	3A07A	3A07A	3A07A	3A07A	3A07A	3A07A	3A07A	3A07A	3A07A	3A07A	3A07A
08120		DES SUPVR DIF RC	3A07B	3A07B	3A07B	3A07B	3A07B	3A07B	3A07B	3A07B	3A07B	3A07B	3A07B	3A07B
08130		DES FAM NX DF RC	3A07C	3A07C	3A07C	3A07C	3A07C	3A07C	3A07C	3A07C	3A07C	3A07C	3A07C	3A07C
08140		DES CHL FD SM RC	3A07D	3A07D	3A07D	3A07D	3A07D	3A07D	3A07D	3A07D	3A07D	3A07D	3A07D	3A07D
08150		DES CHL FD OT RC	3A07E	3A07E	3A07E	3A07E	3A07E	3A07E	3A07E	3A07E	3A07E	3A07E	3A07E	3A07E
08160		DES AL WKS SM RC	3A08A	3A08A	3A08A	3A08A	3A08A	3A08A	3A08A	3A08A	3A08A	3A08A	3A08A	3A08A
08170		DES SO WKS DF RC	3A08B	3A08B	3A08B	3A08B	3A08B	3A08B	3A08B	3A08B	3A08B	3A08B	3A08B	3A08B
08180		DES MS WKS DF RC	3A08C	3A08C	3A08C	3A08C	3A08C	3A08C	3A08C	3A08C	3A08C	3A08C	3A08C	3A08C
08190		DES AL NGB SM RC	3A09A	3A09A	3A09A	3A09A	3A09A	3A09A	3A09A	3A09A	3A09A	3A09A	3A09A	3A09A
08200		DES SO NGB OT RC	3A09B	3A09B	3A09B	3A09B	3A09B	3A09B	3A09B	3A09B	3A09B	3A09B	3A09B	3A09B
08210		DES MS NGB OT RC	3A09C	3A09C	3A09C	3A09C	3A09C	3A09C	3A09C	3A09C	3A09C	3A09C	3A09C	3A09C
08220		DES AL CHL SM RC	3A10A	3A10A	3A10A	3A10A	3A10A	3A10A	3A10A	3A10A	3A10A	3A10A	3A10A	3A10A
08230		DES SM CHL OT RC	3A10B	3A10B	3A10B	3A10B	3A10B	3A10B	3A10B	3A10B	3A10B	3A10B	3A10B	3A10B
08240		DES MS CHL OT RC	3A10C	3A10C	3A10C	3A10C	3A10C	3A10C	3A10C	3A10C	3A10C	3A10C	3A10C	3A10C

**N02: RACE RELATIONS. Attitudes toward discrimination**

01520		IMP CRRCT INEQL	1A007L	1A007L	1A007L	1A007L	1A007L	1A007L	1A007L	1A007L	1A007L	1A007L	1A007L	1A007L
10380		JOB OBSTC RACE	4A13C	4A13C	4A13C	4A13C	4A13C	4A13C	4A13C	4A13C	4A13C	4A13C	4A13C	4A13C
11190		MLTRY DSCRM BLKS	4E04	4E04	4E04	4E04	4E04	4E04	4E04	4E04	4E04	4E04	4E04	4E04
11350		P'IDEA OF RCL IS	4E06M	4E06M	4E06M	4E06M	4E06M	4E06M	4E06M	4E06M	4E06M	4E06M	4E06M	4E06M
11710		WR/NT RACE RELTN	5A03F	5A03F	5A03F	5A03F	5A03F	5A03F	5A03F	5A03F	5A03F	5A03F	5A03F	5A03F
11950		B/W RLTNB WRSE	5A08	5A08	5A08	5A08	5A08	5A08	5A08	5A08	5A08	5A08	5A08	5A08
12100		MNRTY NT MY BSNS	5A18D	5A18D	5A18D	5A18D	5A18D	5A18D	5A18D	5A18D	5A18D	5A18D	5A18D	5A18D
12220		CTB TO MNRTY GRP	5A20C	5A20C	5A20C	5A20C	5A20C	5A20C	5A20C	5A20C	5A20C	5A20C	5A20C	5A20C



**N03: RACE RELATIONS. Actual interracial contacts**

**O01: CONCERN FOR OTHERS.** Attitudes regarding social service, charitable activism

**O02: CONCERN FOR OTHERS.** Involvement in community, altruistic activities

**003: CONCERN FOR OTHERS.** Concern with the problems of others

**P01: HAPPINESS.** Happiness; satisfaction with life and self

[illegible]



Item Refer- ence Number	Page Loc. in this Volume	ITEM DESCRIPTION (ABBREVIATED)	QUESTIONNAIRE LOCATION BY YEAR (FORM, SECTION, AND QUESTION NUMBER)											
			1988	1989	1990	1991	1992	1993	1994	1995	1996	1997	1998	1999

**N03: RACE RELATIONS. Actual interracial contacts**

08250		FRNDS AL OT RC	3A11	3A11	3A11	3A11	3A11	3A11	3A11	3A11	3A11	3A11	3A11	3A11
08260		NGBHD AL OT RC	3A12	3A12	3A12	3A12	3A12	3A12	3A12	3A12	3A12	3A12	3A12	3A12
08270		ELEMSCH AL OT RC	3A13	3A13	3A13	3A13	3A13	3A13	3A13	3A13	3A13	3A13	3A13	3A13
08280		HISCH AL OT RC	3A14	3A14	3A14	3A14	3A14	3A14	3A14	3A14	3A14	3A14	3A14	3A14
08290		WRKRS AL OT RC	3A15	3A15	3A15	3A15	3A15	3A15	3A15	3A15	3A15	3A15	3A15	3A15
08300		DO LOT THG OT RC	3A16	3A16	3A16	3A16	3A16	3A16	3A16	3A16	3A16	3A16	3A16	3A16
08310		VRY GD EXP OT RC	3A17	3A17	3A17	3A17	3A17	3A17	3A17	3A17	3A17	3A17	3A17	3A17
11890		RCL CNTCT SCHOOL	5A07A	5A07A	5A07A	5A07A	5A07A	5A07A	5A07A	5A07A	5A07A	5A07A	5A07A	5A07A
11900		RCL CNTCT NGHBD	5A07B	5A07B	5A07B	5A07B	5A07B	5A07B	5A07B	5A07B	5A07B	5A07B	5A07B	5A07B
11910		RCL CNTCT CHURCH	5A07C	5A07C	5A07C	5A07C	5A07C	5A07C	5A07C	5A07C	5A07C	5A07C	5A07C	5A07C
11920		RCL CNTCT SPORTS	5A07D	5A07D	5A07D	5A07D	5A07D	5A07D	5A07D	5A07D	5A07D	5A07D	5A07D	5A07D
11930		RCL CNTCT CLUBS	5A07E	5A07E	5A07E	5A07E	5A07E	5A07E	5A07E	5A07E	5A07E	5A07E	5A07E	5A07E
11940		RCL CNTCT JOB	5A07F	5A07F	5A07F	5A07F	5A07F	5A07F	5A07F	5A07F	5A07F	5A07F	5A07F	5A07F

**O01: CONCERN FOR OTHERS. Attitudes regarding social service, charitable activism**

01470		IMP CNTRBTN SOC	1A007G	1A007G	1A007G	1A007G	1A007G	1A007G	1A007G	1A007G	1A007G	1A007G	1A007G	1A007G
01520		IMP CRCT INEQL	1A007L	1A007L	1A007L	1A007L	1A007L	1A007L	1A007L	1A007L	1A007L	1A007L	1A007L	1A007L
10130		JOB IMPC HLP OTH	4A08E	4A08E	4A08E	4A08E	4A08E	4A08E	4A08E	4A08E	4A08E	4A08E	4A08E	4A08E
10190		JOB IMPC WRTHWLE	4A08K	4A08K	4A08K	4A08K	4A08K	4A08K	4A08K	4A08K	4A08K	4A08K	4A08K	4A08K
11860		PLC WRK SOC SVCS	5A05G	5A05G	5A05G	5A05G	5A05G	5A05G	5A05G	5A05G	5A05G	5A05G	5A05G	5A05G

**O02: CONCERN FOR OTHERS. Involvement in community, altruistic activities**

05860		DALY CMNTY AFFRS	2A02E	2A02E	2A02E	2A02E	2A02E	2A02E	2A02E	2A02E	2A02E	2A02E	2A02E	2A02E
05860		DALY CMNTY AFFRS	6A02E	6A02E	6A02E	6A02E	6A02E	6A02E	6A02E	6A02E	6A02E	6A02E	6A02E	6A02E
12200		CTB TO UNTD FUND	5A20A	5A20A	5A20A	5A20A	5A20A	5A20A	5A20A	5A20A	5A20A	5A20A	5A20A	5A20A
12210		CTB TO INTL RELF	5A20B	5A20B	5A20B	5A20B	5A20B	5A20B	5A20B	5A20B	5A20B	5A20B	5A20B	5A20B
12220		CTB TO MNRTY GRP	5A20C	5A20C	5A20C	5A20C	5A20C	5A20C	5A20C	5A20C	5A20C	5A20C	5A20C	5A20C
12230		CTB TO RELGS ORG	5A20D	5A20D	5A20D	5A20D	5A20D	5A20D	5A20D	5A20D	5A20D	5A20D	5A20D	5A20D
12240		CTB TO PLCTL PTY	5A20E	5A20E	5A20E	5A20E	5A20E	5A20E	5A20E	5A20E	5A20E	5A20E	5A20E	5A20E
12250		CTB TO CTZN LBBY	5A20F	5A20F	5A20F	5A20F	5A20F	5A20F	5A20F	5A20F	5A20F	5A20F	5A20F	5A20F
12260		CTB TO VS DISEAS	5A20G	5A20G	5A20G	5A20G	5A20G	5A20G	5A20G	5A20G	5A20G	5A20G	5A20G	5A20G
12270		CTB TO POP PRBMS	5A20H	5A20H	5A20H	5A20H	5A20H	5A20H	5A20H	5A20H	5A20H	5A20H	5A20H	5A20H
12280		CTB TO ENVIR PBM	5A20I	5A20I	5A20I	5A20I	5A20I	5A20I	5A20I	5A20I	5A20I	5A20I	5A20I	5A20I

**O03: CONCERN FOR OTHERS. Concern with the problems of others**

05990		US 2 MUCH PROFIT	2A03A	2A03A	2A03A	2A03A	2A03A	2A03A	2A03A	2A03A	2A03A	2A03A	2A03A	2A03A
08040		EAT DIF->FD STRV	3A04E	3A04E	3A04E	3A04E	3A04E	3A04E	3A04E	3A04E	3A04E	3A04E	3A04E	3A04E
09840		GVNG FOOD O CNTY												
12070		WRRY ABT OW CTRY	5A18A	5A18A	5A18A	5A18A	5A18A	5A18A	5A18A	5A18A	5A18A	5A18A	5A18A	5A18A
12080		BTTR IF CTZ WRLD	5A18B	5A18B	5A18B	5A18B	5A18B	5A18B	5A18B	5A18B	5A18B	5A18B	5A18B	5A18B
12090		-SYMP TWD STARVG	5A18C	5A18C	5A18C	5A18C	5A18C	5A18C	5A18C	5A18C	5A18C	5A18C	5A18C	5A18C
12100		MNRTY NT MY BSNS	5A18D	5A18D	5A18D	5A18D	5A18D	5A18D	5A18D	5A18D	5A18D	5A18D	5A18D	5A18D
12110		UPST PL TR -FAIR	5A18E	5A18E	5A18E	5A18E	5A18E	5A18E	5A18E	5A18E	5A18E	5A18E	5A18E	5A18E
12120		HELP POOR W MY \$	5A18F	5A18F	5A18F	5A18F	5A18F	5A18F	5A18F	5A18F	5A18F	5A18F	5A18F	5A18F
12130		-MY PRB OT ND HP	5A18G	5A18G	5A18G	5A18G	5A18G	5A18G	5A18G	5A18G	5A18G	5A18G	5A18G	5A18G
12140		RB CHNG ETG HABT	5A18H	5A18H	5A18H	5A18H	5A18H	5A18H	5A18H	5A18H	5A18H	5A18H	5A18H	5A18H
16430		SAT EVB CAR POOL												
16440		SAT EAT<BEEF>GRN												
19470		EAT<FD,>OWN CITY												
19480		EAT<FD,>NRBY STT												
19490		EAT<FD,>DIF REGN												
19500		EAT<FD,>ASIAN CN												

**P01: HAPPINESS. Happiness; satisfaction with life and self**

01190		VRY HPY THS DAY	1A001	1A001	1A001	1A001	1A001	1A001	1A001	1A001	1A001	1A001	1A001	1A001
01190		VRY HPY THS DAYS	2A01	2A01	2A01	2A01	2A01	2A01	2A01	2A01	2A01	2A01	2A01	2A01
01190		VRY HPY THS DAYS	3A01	3A01	3A01	3A01	3A01	3A01	3A01	3A01	3A01	3A01	3A01	3A01
01190		VRY HPY THS DAYS	4A01	4A01	4A01	4A01	4A01	4A01	4A01	4A01	4A01	4A01	4A01	4A01
01190		VRY HPY THS DAYS	5A01	5A01	5A01	5A01	5A01	5A01	5A01	5A01	5A01	5A01	5A01	5A01
01340		SAT VRY YOURSELF	1A006H	1A006H	1A006H	1A006H	1A006H	1A006H	1A006H	1A006H	1A006H	1A006H	1A006H	1A006H
01380		SAT LIFE AS WHL	1A006L	1A006L	1A006L	1A006L	1A006L	1A006L	1A006L	1A006L	1A006L	1A006L	1A006L	1A006L
06840		CMP SATFD W/LIFE	2D01	2D01	2D01	2D01	2D04	2D04	2D04	2D04	2D04	2D04	2D04	2D04
06840		CMP SATFD W/LIFE	3D01	3D01	3D01	3D01	3D01	3D01	3D01	3D01	3D01	3D01	3D01	3D01
06840		CMP SATFD W/LIFE	4D01	4D01	4D01	4D01								
06840		CMP SATFD W/LIFE	5A21	5A21	5A21	5A21	5A21	5A21	5A21	5A21	5A21	5A21	5A21	5A21
06840		CMP SATFD W/LIFE	6A01	6A01	6A01	6A01	6A01	6A01	6A01	6A01	6A01	6A01	6A01	6A01
12620		SATISFD W MYSELF	2D05J	2D05J	2D04J	2D04J	2D06J	2D06J	2D06J	2D06J	2D06J	2D06J	2D06J	2D06J
12620		SATISFD W MYSELF	5D01H	5D01H	5D01H	5D01H	5D01H	5D01H	5D01H	5D01H	5D01H	5D01H	5D01H	5D01H
12620		SATISFD W MYSELF	6D01M	6D01M	6D01M	6D01M	6D01M	6D01M	6D01M	6D01M	6D01M	6D08M	6D08M	6D10M
23700		LIFE MEANINGLESS		6D01B	6D01B	6D01B	6D01B	6D01B	6D01B	6D01B	6D01B	6D08B	6D08B	6D10B
23710		I ENJOY LIFE		6D01F	6D01F	6D01F	6D01F	6D01F	6D01F	6D01F	6D01F	6D08F	6D08F	6D10F
23720		FUTURE HOPELESS		6D01J	6D01J	6D01J	6D01J	6D01J	6D01J	6D01J	6D01J	6D08J	6D08J	6D10J
23730		GOOD TO BE ALIVE		6D01O	6D01O	6D01O	6D01O	6D01O	6D01O	6D01O	6D01O	6D08O	6D08O	6D10O



[illegible]

## P02: HAPPINESS. Satisfaction with specific life domains

[illegible]

**Q01: OTHER PERSONALITY VARIABLES. Attitudes about self, self-esteem**

01190		VRY HPY THS DAY	1A001	1A001	1A001	1A001	1A001	1A001	1A001	1A001	1A001	1A001	1A001	1A001
01190		VRY HPY THS DAYS	2A01	2A01	2A01	2A01	2A01	2A01	2A01	2A01	2A01	2A01	2A01	2A01
01190		VRY HPY THS DAYS	3A01	3A01	3A01	3A01	3A01	3A01	3A01	3A01	3A01	3A01	3A01	3A01
01190		VRY HPY THS DAYS	4A01	4A01	4A01	4A01	4A01	4A01	4A01	4A01	4A01	4A01	4A01	4A01
01190		VRY HPY THS DAYS	5A01	5A01	5A01	5A01	5A01	5A01	5A01	5A01	5A01	5A01	5A01	5A01
01340		SAT YOURSELF	1A006H	1A006H	1A006H	1A006H	1A006H	1A006H	1A006H	1A006H	1A006H	1A006H	1A006H	1A006H
01400		SAT AMT OF FUN	1A006N	1A006N	1A006N	1A006N	1A006N	1A006N	1A006N	1A006N	1A006N	1A006N	1A006N	1A006N
06840		CMP SATFD W/LIFE	2D01	2D01	2D01	2D01	2D01	2D01	2D01	2D01	2D01	2D01	2D01	2D01
06840		CMP SATFD W/LIFE	3D01	3D01	3D01	3D01	3D01	3D01	3D01	3D01	3D01	3D01	3D01	3D01
06840		CMP SATFD W/LIFE	4D01	4D01	4D01	4D01	4D01	4D01	4D01	4D01	4D01	4D01	4D01	4D01
06840		CMP SATFD W/LIFE	5A21	5A21	5A21	5A21	5A21	5A21	5A21	5A21	5A21	5A21	5A21	5A21
06840		CMP SATFD W/LIFE												
06850		HOW GD AS SPOUSE	2D02A	2D02A	2D02A	2D02A	2D02A	2D02A	2D02A	2D02A	2D02A	2D02A	2D02A	2D02A
06860		HOW GD AS PARENT	2D02B	2D02B	2D02B	2D02B	2D02B	2D02B	2D02B	2D02B	2D02B	2D02B	2D02B	2D02B
06870		HOW GD AS WORKER	2D02C	2D02C	2D02C	2D02C	2D02C	2D02C	2D02C	2D02C	2D02C	2D02C	2D02C	2D02C
12550		POS ATT TWD SELF	5D01A	5D01A	5D01A	5D01A	5D01A	5D01A	5D01A	5D01A	5D01A	5D01A	5D01A	5D01A
12550		POS ATT TWD SELF	5D01A	5D01A	5D01A	5D01A	5D01A	5D01A	5D01A	5D01A	5D01A	5D01A	5D01A	5D01A
12550		POS ATT TWD SELF												
12570		AM PRSN OF WORTH	5D01C	5D01C	5D01C	5D01C	5D01C	5D01C	5D01C	5D01C	5D01C	5D01C	5D01C	5D01C
12570		AM PRSN OF WORTH												
12570		AM PRSN OF WORTH	5D01D	5D01D	5D01D	5D01D	5D01D	5D01D	5D01D	5D01D	5D01D	5D01D	5D01D	5D01D
12580		DO WELL AS OTHRS	5D01D	5D01D	5D01D	5D01D	5D01D	5D01D	5D01D	5D01D	5D01D	5D01D	5D01D	5D01D
12580		DO WELL AS OTHRS												
12580		DO WELL AS OTHRS												
12620		SATISFD W MYSELF									2D05J	2D05J	2D05J	2D05J
12620		SATISFD W MYSELF	5D01H	5D01H	5D01H	5D01H	5D01H	5D01H	5D01H	5D01H	5D01H	5D01H	5D01H	5D01H
12660		-MUCH TO B PROUD												
12660		-MUCH TO B PROUD		5D01L	5D01L	5D01L	5D01L	5D01L	5D01L	5D01L	5D01L	5D01L	5D01L	5D01L
12660		-MUCH TO B PROUD												
12680		I AM NO GOOD									2D05L	2D05L	2D05L	2D05L
12680		I AM NO GOOD		5D01N	5D01N	5D01N	5D01N	5D01N	5D01N	5D01N	5D01N	5D01N	5D01N	5D01N
12680		I AM NO GOOD												
12720		I DO WRONG THING		5D01R	5D01R	5D01R	5D01R	5D01R	5D01R	5D01R	5D01R	5D01R	5D01R	5D01R
12720		I DO WRONG THING		5D01R	5D01R	5D01R	5D01R	5D01R	5D01R	5D01R	5D01R	5D01R	5D01R	5D01R
12720		I DO WRONG THING												
12750		MY LIFE NT USEFL		5D01U	5D01U	5D01U	5D01U	5D01U	5D01U	5D01U	5D01U	5D01U	5D01U	5D01U
12750		MY LIFE NT USEFL		5D01U	5D01U	5D01U	5D01U	5D01U	5D01U	5D01U	5D01U	5D01U	5D01U	5D01U
12750		MY LIFE NT USEFL												
13950		EAGR TO LEAV HOM					5D01W	5D01W	5D01W	5D01W	5D01W	5D01W	5D01W	5D01W
13960		HEST PRT ADLT WL					5D01X	5D01X	5D01X	5D01X	5D01X	5D01X	5D01X	5D01X
23700		LIFE MEANINGLESS												
23710		I ENJOY LIFE												
23720		FUTURE HOPELESS												
23730		GOOD TO BE ALIVE												

**Q02: OTHER PERSONALITY VARIABLES.** Locus of control

[illegible]

### Q03: OTHER PERSONALITY VARIABLES. Loneliness

[illegible]



Item Refer- ence Number	Page Loc. in this Volume	ITEM DESCRIPTION (ABBREVIATED)	QUESTIONNAIRE LOCATION BY YEAR (FORM, SECTION, AND QUESTION NUMBER)											
			1988	1989	1990	1991	1992	1993	1994	1995	1996	1997	1998	1999

P02: HAPPINESS. Satisfaction with specific life domains

01270		SAT PRESENT JOB	1A006A	1A006A	1A006A	1A006A	1A006A	1A006A	1A006A	1A006A	1A006A	1A006A	1A006A	1A006A
01280		SAT NEIGHBORHOD	1A006B	1A006B	1A006B	1A006B	1A006B	1A006B	1A006B	1A006B	1A006B	1A006B	1A006B	1A006B
01290		SAT PRSNL SAFETY	1A006C	1A006C	1A006C	1A006C	1A006C	1A006C	1A006C	1A006C	1A006C	1A006C	1A006C	1A006C
01300		SAT OWN PROP SF	1A006D	1A006D	1A006D	1A006D	1A006D	1A006D	1A006D	1A006D	1A006D	1A006D	1A006D	1A006D
01310		SAT EDUC EXPRNC	1A006E	1A006E	1A006E	1A006E	1A006E	1A006E	1A006E	1A006E	1A006E	1A006E	1A006E	1A006E
01320		SAT OWN FRIENDS	1A006F	1A006F	1A006F	1A006F	1A006F	1A006F	1A006F	1A006F	1A006F	1A006F	1A006F	1A006F
01330		SAT GT ALNG PRN	1A006G	1A006G	1A006G	1A006G	1A006G	1A006G	1A006G	1A006G	1A006G	1A006G	1A006G	1A006G
01350		SAT STD OF LVG	1A006I	1A006I	1A006I	1A006I	1A006I	1A006I	1A006I	1A006I	1A006I	1A006I	1A006I	1A006I
01360		SAT TIME FR THG	1A006J	1A006J	1A006J	1A006J	1A006J	1A006J	1A006J	1A006J	1A006J	1A006J	1A006J	1A006J
01370		SAT SPD LEISR	1A006K	1A006K	1A006K	1A006K	1A006K	1A006K	1A006K	1A006K	1A006K	1A006K	1A006K	1A006K
01400		SAT AMT OF FUN	1A006N	1A006N	1A006N	1A006N	1A006N	1A006N	1A006N	1A006N	1A006N	1A006N	1A006N	1A006N
10350		R THNK WK BE SAT	4A12	4A12	4A12	4A12	4A12	4A12	4A12	4A12	4A12	4A12	4A12	4A12
10910		CMP SATFD W/JOB	4D02	4D02	4D02	4D02B*	4D02C	4D02C	4D02C	4D02C	4D02C	4D02C	4D02C	4D02C

Q01: OTHER PERSONALITY VARIABLES. Attitudes about self, self-esteem

01190		VRV HPY THS DAY	1A001	1A001	1A001	1A001	1A001	1A001	1A001	1A001	1A001	1A001	1A001	1A001
01190		VRV HPY THS DAYS	2A01	2A01	2A01	2A01	2A01	2A01	2A01	2A01	2A01	2A01	2A01	2A01
01190		VRV HPY THS DAYS	3A01	3A01	3A01	3A01	3A01	3A01	3A01	3A01	3A01	3A01	3A01	3A01
01190		VRV HPY THS DAYS	4A01	4A01	4A01	4A01	4A01	4A01	4A01	4A01	4A01	4A01	4A01	4A01
01190		VRV HPY THS DAYS	5A01	5A01	5A01	5A01	5A01	5A01	5A01	5A01	5A01	5A01	5A01	5A01
01340		SAT YOURSELF	1A006H	1A006H	1A006H	1A006H	1A006H	1A006H	1A006H	1A006H	1A006H	1A006H	1A006H	1A006H
01400		SAT AMT OF FUN	1A006N	1A006N	1A006N	1A006N	1A006N	1A006N	1A006N	1A006N	1A006N	1A006N	1A006N	1A006N
06840		CMP SATFD W/LIFE	2D01	2D01	2D01	2D01	2D04	2D04	2D04	2D04	2D04	2D04	2D04	2D04
06840		CMP SATFD W/LIFE	3D01	3D01	3D01	3D01	3D01	3D01	3D01	3D01	3D01	3D01	3D01	3D01
06840		CMP SATFD W/LIFE	4D01	4D01	4D01	4D01	4D01	4D01	4D01	4D01	4D01	4D01	4D01	4D01
06840		CMP SATFD W/LIFE	5A21	5A21	5A21	5A21	5A21	5A21	5A21	5A21	5A21	5A21	5A21	5A21
06840		CMP SATFD W/LIFE	6A01	6A01	6A01	6A01	6A01	6A01	6A01	6A01	6A01	6A01	6A01	6A01
06850		HOW GD AS SPOUSE	2D02A	2D02A	2D02A	2D02A	2D05A	2D05A	2D05A	2D05A	2D05A	2D05A	2D05A	2D05A
06860		HOW GD AS PARENT	2D02B	2D02B	2D02B	2D02B	2D05B	2D05B	2D05B	2D05B	2D05B	2D05B	2D05B	2D05B
06870		HOW GD AS WORKER	2D02C	2D02C	2D02C	2D02C	2D05C	2D05C	2D05C	2D05C	2D05C	2D05C	2D05C	2D05C
12550		POS ATT TWD SELF	2D05G	2D05G	2D04G	2D04G	2D06G	2D06G	2D06G	2D06G	2D06G	2D06G	2D06G	2D06G
12550		POS ATT TWD SELF	5D01A	5D01A	5D01A	5D01A	5D01A	5D01A	5D01A	5D01A	5D01A	5D01A	5D01A	5D01A
12550		POS ATT TWD SELF	6D01A	6D01A	6D01A	6D01A	6D01A	6D01A	6D01A	6D01A	6D01A	6D01A	6D01A	6D01A
12570		AM PRSN OF WORTH	2D05H	2D05H	2D04H	2D04H	2D06H	2D06H	2D06H	2D06H	2D06H	2D06H	2D06H	2D06H
12570		AM PRSN OF WORTH	5D01C	5D01C	5D01C	5D01C	5D01C	5D01C	5D01C	5D01C	5D01C	5D01C	5D01C	5D01C
12570		AM PRSN OF WORTH	6D01E	6D01E	6D01E	6D01E	6D01E	6D01E	6D01E	6D01E	6D01E	6D01E	6D01E	6D01E
12580		DO WELL AS OTHRS	2D05I	2D05I	2D04I	2D04I	2D06I	2D06I	2D06I	2D06I	2D06I	2D06I	2D06I	2D06I
12580		DO WELL AS OTHRS	5D01D	5D01D	5D01D	5D01D	5D01D	5D01D	5D01D	5D01D	5D01D	5D01D	5D01D	5D01D
12580		DO WELL AS OTHRS	6D01I	6D01I	6D01I	6D01I	6D01I	6D01I	6D01I	6D01I	6D01I	6D01I	6D01I	6D01I
12620		SATISFD W MYSELF	2D05J	2D05J	2D04J	2D04J	2D06J	2D06J	2D06J	2D06J	2D06J	2D06J	2D06J	2D06J
12620		SATISFD W MYSELF	5D01H	5D01H	5D01H	5D01H	5D01H	5D01H	5D01H	5D01H	5D01H	5D01H	5D01H	5D01H
12620		SATISFD W MYSELF	6D01M	6D01M	6D01M	6D01M	6D01M	6D01M	6D01M	6D01M	6D01M	6D01M	6D01M	6D01M
12660		-MUCH TO B PROUD	2D05K	2D05K	2D04K	2D04K	2D06K	2D06K	2D06K	2D06K	2D06K	2D06K	2D06K	2D06K
12660		-MUCH TO B PROUD	5D01L	5D01L	5D01L	5D01L	5D01L	5D01L	5D01L	5D01L	5D01L	5D01L	5D01L	5D01L
12660		-MUCH TO B PROUD	6D01D	6D01D	6D01D	6D01D	6D01D	6D01D	6D01D	6D01D	6D01D	6D01D	6D01D	6D01D
12680		I AM NO GOOD	2D05L	2D05L	2D04L	2D04L	2D06L	2D06L	2D06L	2D06L	2D06L	2D06L	2D06L	2D06L
12680		I AM NO GOOD	5D01N	5D01N	5D01N	5D01N	5D01N	5D01N	5D01N	5D01N	5D01N	5D01N	5D01N	5D01N
12680		I AM NO GOOD	6D01H	6D01H	6D01H	6D01H	6D01H	6D01H	6D01H	6D01H	6D01H	6D01H	6D01H	6D01H
12720		I DO WRONG THING	2D05M	2D05M	2D04M	2D04M	2D06M	2D06M	2D06M	2D06M	2D06M	2D06M	2D06M	2D06M
12720		I DO WRONG THING	5D01R	5D01R	5D01R	5D01R	5D01R	5D01R	5D01R	5D01R	5D01R	5D01R	5D01R	5D01R
12720		I DO WRONG THING	6D01L	6D01L	6D01L	6D01L	6D01L	6D01L	6D01L	6D01L	6D01L	6D01L	6D01L	6D01L
12750		MY LIFE NT USEFL	2D05N	2D05N	2D04N	2D04N	2D06N	2D06N	2D06N	2D06N	2D06N	2D06N	2D06N	2D06N
12750		MY LIFE NT USEFL	5D01U	5D01U	5D01U	5D01U	5D01U	5D01U	5D01U	5D01U	5D01U	5D01U	5D01U	5D01U
12750		MY LIFE NT USEFL	6D01N	6D01N	6D01N	6D01N	6D01N	6D01N	6D01N	6D01N	6D01N	6D01N	6D01N	6D01N
13950		EAGR TO LEAV HOM	5D01W	5D01W	5D01W	5D01W	5D01W	5D01W	5D01W	5D01W	5D01W	5D01W	5D01W	5D01W
13960		HEST PRT ADLT WL	5D01X	5D01X	5D01X	5D01X	5D01X	5D01X	5D01X	5D01X	5D01X	5D01X	5D01X	5D01X
23700		LIFE MEANINGLESS	6D01B	6D01B	6D01B	6D01B	6D01B	6D01B	6D01B	6D01B	6D01B	6D01B	6D01B	6D01B
23710		I ENJOY LIFE	6D01F	6D01F	6D01F	6D01F	6D01F	6D01F	6D01F	6D01F	6D01F	6D01F	6D01F	6D01F
23720		FUTURE HOPELESS	6D01J	6D01J	6D01J	6D01J	6D01J	6D01J	6D01J	6D01J	6D01J	6D01J	6D01J	6D01J
23730		GOOD TO BE ALIVE	6D01O	6D01O	6D01O	6D01O	6D01O	6D01O	6D01O	6D01O	6D01O	6D01O	6D01O	6D01O

Q02: OTHER PERSONALITY VARIABLES. Locus of control

01210		ENJOY FAST PACE	1A002B	1A002B	1A002B	1A002B	1A002B	1A002B	1A002B	1A002B	1A002B	1A002B	1A002B	1A002B
01220		THG CHG 2 QUICK	1A002C	1A002C	1A002C	1A002C	1A002C	1A002C	1A002C	1A002C	1A002C	1A002C	1A002C	1A002C
12560		LUCK>IMP HRD WRK	5D01B	5D01B	5D01B	5D01B	5D01B	5D01B	5D01B	5D01B	5D01B	5D01B	5D01B	5D01B
12590		TRY GT AHD,STOPD	5D01E	5D01E	5D01E	5D01E	5D01E	5D01E	5D01E	5D01E	5D01E	5D01E	5D01E	5D01E
12600		PLNNG MKS UNHPPY	5D01F	5D01F	5D01F	5D01F	5D01F	5D01F	5D01F	5D01F	5D01F	5D01F	5D01F	5D01F
12610		ACPT LIFE->HAPPR	5D01G	5D01G	5D01G	5D01G	5D01G	5D01G	5D01G	5D01G	5D01G	5D01G	5D01G	5D01G
12630		PPL LK ME -CHANC	5D01I	5D01I	5D01I	5D01I	5D01I	5D01I	5D01I	5D01I	5D01I	5D01I	5D01I	5D01I
12640		MY PLANS DO WORK	5D01J	5D01J	5D01J	5D01J	5D01J	5D01J	5D01J	5D01J	5D01J	5D01J	5D01J	5D01J
12700		PPL MASTER FATE	5D01P	5D01P	5D01P	5D01P	5D01P	5D01P	5D01P	5D01P	5D01P	5D01P	5D01P	5D01P
12740		PLANS->BTR RSLTS	5D01T	5D01T	5D01T	5D01T	5D01T	5D01T	5D01T	5D01T	5D01T	5D01T	5D01T	5D01T

Q03: OTHER PERSONALITY VARIABLES. Loneliness

12650		OFTN FEEL LONELY	5D01K	5D01K	5D01K	5D01K	5D01K	5D01K	5D01K	5D01K	5D01K	5D01K	5D01K	5D01K
12670		ALWYS SM1 HELP R	5D01M	5D01M	5D01M	5D01M	5D01M	5D01M	5D01M	5D01M	5D01M	5D01M	5D01M	5D01M

\*=item text changed from previous year



## MONITORING THE FUTURE

Item Refer- ence Number	Page Loc. in this Volume	ITEM DESCRIPTION (ABBREVIATED)	QUESTIONNAIRE LOCATION BY YEAR (FORM, SECTION, AND QUESTION NUMBER)											
			1976	1977	1978	1979	1980	1981	1982	1983	1984	1985	1986	1987

**Q03: OTHER PERSONALITY VARIABLES. Loneliness** (continued)

12690		OFTN FL LEFT OUT		5D01O	5D01O	5D01O	5D01O	5D01O	5D01O	5D01O	5D01O	5D01O	5D01O	5D01O
12710		USLY SM1 TALK TO		5D01Q	5D01Q	5D01Q	5D01Q	5D01Q	5D01Q	5D01Q	5D01Q	5D01Q	5D01Q	5D01Q
12730		OFT WSH MOR FRND		5D01S	5D01S	5D01S	5D01S	5D01S	5D01S	5D01S	5D01S	5D01S	5D01S	5D01S
12760		USLY FRDS BE WTH		5D01V	5D01V	5D01V	5D01V	5D01V	5D01V	5D01V	5D01V	5D01V	5D01V	5D01V

**Q04: OTHER PERSONALITY VARIABLES. Risk taking**

07050		KICK DO DANGR TH	2D05E	2D05E	2D05E	2D05E	2D05E	2D05E	2D05E	2D05E	2D05E	2D05E	2D05E	2D05E
07050		KICK DO DANGR TH												
07060		LIKE RISK SOME X	2D05F	2D05F	2D05F	2D05F	2D05F	2D05F	2D05F	2D05F	2D05F	2D05F	2D05F	2D05F
07060		LIKE RISK SOME X												

**Q05: OTHER PERSONALITY VARIABLES. Trust in others**

01550		PPL CAN B TRSTD	1A008	1A008	1A008	1A008	1A008	1A008	1A008	1A008	1A008	1A008	1A008	1A008
01560		PPL TRY B HLPFL	1A009	1A009	1A009	1A009	1A009	1A009	1A009	1A009	1A009	1A009	1A009	1A009
01570		PPL TRY BE FAIR	1A010	1A010*	1A010	1A010	1A010	1A010	1A010	1A010	1A010	1A010	1A010	1A010

**Q06: OTHER PERSONALITY VARIABLES. (Changed to subject areas T01-T04)****Q07: OTHER PERSONALITY VARIABLES. Importance placed on various life goals**

01410		IMP B SUCCSS WK	1A007A	1A007A	1A007A	1A007A	1A007A	1A007A	1A007A	1A007A	1A007A	1A007A	1A007A	1A007A
01420		IMP GD MRRG&FAM	1A007B	1A007B	1A007B	1A007B	1A007B	1A007B	1A007B	1A007B	1A007B	1A007B	1A007B	1A007B
01430		IMP LOTS OF \$	1A007C	1A007C	1A007C	1A007C	1A007C	1A007C	1A007C	1A007C	1A007C	1A007C	1A007C	1A007C
01440		IMP TM RCRN&HBY	1A007D	1A007D	1A007D	1A007D	1A007D	1A007D	1A007D	1A007D	1A007D	1A007D	1A007D	1A007D
01450		IMP STRG FRDSHP	1A007E	1A007E	1A007E	1A007E	1A007E	1A007E	1A007E	1A007E	1A007E	1A007E	1A007E	1A007E
01460		IMP STEADY WORK	1A007F	1A007F	1A007F	1A007F	1A007F	1A007F	1A007F	1A007F	1A007F	1A007F	1A007F	1A007F
01470		IMP CNTRBTN SOC	1A007G	1A007G	1A007G	1A007G	1A007G	1A007G	1A007G	1A007G	1A007G	1A007G	1A007G	1A007G
01480		IMP LDR COMMUNITY	1A007H	1A007H	1A007H	1A007H	1A007H	1A007H	1A007H	1A007H	1A007H	1A007H	1A007H	1A007H
01490		IMP CHLD BTR OP	1A007I	1A007I	1A007I	1A007I	1A007I	1A007I	1A007I	1A007I	1A007I	1A007I	1A007I	1A007I
01500		IMP LIV CLS PRN	1A007J	1A007J	1A007J	1A007J	1A007J	1A007J	1A007J	1A007J	1A007J	1A007J	1A007J	1A007J
01510		IMP GT AWY AREA	1A007K	1A007K	1A007K	1A007K	1A007K	1A007K	1A007K	1A007K	1A007K	1A007K	1A007K	1A007K
01520		IMP CRRCT INEQL	1A007L	1A007L	1A007L	1A007L	1A007L	1A007L	1A007L	1A007L	1A007L	1A007L	1A007L	1A007L
01530		IMP NEW XPRNCE	1A007M	1A007M	1A007M	1A007M	1A007M	1A007M	1A007M	1A007M	1A007M	1A007M	1A007M	1A007M
01540		IMP FND PRPS LF	1A007N	1A007N	1A007N	1A007N	1A007N	1A007N	1A007N	1A007N	1A007N	1A007N	1A007N	1A007N
10450		JOB OBSTC -WK HD	4A13J	4A13J	4A13J	4A13J	4A13J	4A13J	4A13J	4A13J	4A13J	4A13J	4A13J	4A13J

**Q08: OTHER PERSONALITY VARIABLES. Social, political, cultural orientation**

06330		INTEREST IN GOVT	2A11	2A11	2A11	2A11	2A11	2A11	2A11	2A11	2A11	2A11	2A11	2A11
06330		INTEREST IN GOVT	3E01	3E01	3E01	3E01	3E01	3E01	3E01	3E01	3E01	3E01	3E01	3E01
06330		INTEREST IN GOVT	4A18	4A18	4A18	4A18	4A18	4A18	4A18	4A18	4A18	4A18	4A18	4A18
06330		INTEREST IN GOVT	5A19	5A19	5A19	5A19	5A19	5A19	5A19	5A19	5A19	5A19	5A19	5A19
06880		THK ABT SOC ISSU	2D03	2D03	2D03	2D03	2D03	2D03	2D03	2D03	2D03	2D03	2D03	2D03
06880		THK ABT SOC ISSU	3A02	3A02	3A02	3A02	3A02	3A02	3A02	3A02	3A02	3A02	3A02	3A02
06880		THK ABT SOC ISSU	4A05	4A05	4A05	4A05	4A05	4A05	4A05	4A05	4A05	4A05	4A05	4A05
06880		THK ABT SOC ISSU	5A02	5A02	5A02	5A02	5A02	5A02	5A02	5A02	5A02	5A02	5A02	5A02
07010		2MCH COMPTN SCTY	2D05A	2D05A	2D05A	2D05A	2D05A	2D05A	2D05A	2D05A	2D05A	2D05A	2D05A	2D05A
07020		2MANY YID SLOPPY	2D05B	2D05B	2D05B	2D05B	2D05B	2D05B	2D05B	2D05B	2D05B	2D05B	2D05B	2D05B
07030		2MUCH HARD ROCK	2D05C	2D05C	2D05C	2D05C	2D05C	2D05C	2D05C	2D05C	2D05C	2D05C	2D05C	2D05C
07040		SHD DO OWN THING	2D05D	2D05D	2D05D	2D05D	2D05D	2D05D	2D05D	2D05D	2D05D	2D05D	2D05D	2D05D
07040		SHD DO OWN THING												
07630		R LIKES SCHOOL	1D001	1D001	1D001	1D001	1D001	1D001	1D001	1D001	1D001	1D001	1D001	1D001
07630		R LIKES SCHOOL	2E02	2E06	2E06	2E08	2E09	2E09	2E12	2E12	2E12	2E12	2E12	2E12
07630		R LIKES SCHOOL	3E08	3E07	3E07	3E07	3E07	3E07						
07630		R LIKES SCHOOL	4E10											
07630		R LIKES SCHOOL	5E04	5E05	5E05	5E03	5E05	4A13K	4A13K	4A13K	4A13K	4A13K	4A13K	4A13K
10460		JOB OBSTC -CONFM	4A13K	4A13K	4A13K	5E02A								
17570		PPL SHD CONFORM												
17580		PPL SHD LV HRMNY				5E02B								
17590		PPL SHD B FRANK				5E02C								
17600		PPL SHD THK FREE				5E02D								
17610		PPL SHD B INDPNT				5E02E								

**Q09: OTHER PERSONALITY VARIABLES. Hostility**

19530		3MO/DLY ARG PRNT					2E08A	2E08A	2E07A	2E07A	2E07A	2E07A		
19540		3MO/DLY ARG AUTH					2E08B	2E08B	2E07B	2E07B	2E07B	2E07B		
19550		3MO/DLY MAD					2E08C	2E08C	2E07C	2E07C	2E07C	2E07C		
19560		3MO/DLY MAD,SMH					2E08D	2E08D	2E07D	2E07D	2E07D	2E07D		
19570		3MO/DLY WANT FGT					2E08E	2E08E	2E07E	2E07E	2E07E	2E07E		
19580		3MO/DLY DID FGHT					2E08F	2E08F	2E07F	2E07F	2E07F	2E07F		

**R01: BACKGROUND. Age, sex, race, and marital status**

00010		R'S BIRTH YEAR	1C01	1C01*	1C01*	1C01*	1C01*	1C01	1C01*	1C01	1C01*	1C01	1C01*	1C01
00010		R'S BIRTH YEAR	2C01	2C01*	2C01*	2C01*	2C01*	2C01	2C01*	2C01	2C01*	2C01	2C01*	2C01
00010		R'S BIRTH YEAR	3C01	3C01*	3C01*	3C01*	3C01*	3C01	3C01*	3C01	3C01*	3C01	3C01*	3C01

\* = item text changed from previous year



Item Refer- ence Number	Page Loc. in this Volume	ITEM DESCRIPTION (ABBREVIATED)	QUESTIONNAIRE LOCATION BY YEAR (FORM, SECTION, AND QUESTION NUMBER)											
			1988	1989	1990	1991	1992	1993	1994	1995	1996	1997	1998	1999

**Q03: OTHER PERSONALITY VARIABLES. Loneliness** (continued)

12690		OFTN FL LEFT OUT	5D01O	5D01O	5D01O	5D01O	5D01O	5D01O	5D01O	5D01O	5D01O	5D01O	5D01O	5D01O
12710		USLY SM1 TALK TO	5D01Q	5D01Q	5D01Q	5D01Q	5D01Q	5D01Q	5D01Q	5D01Q	5D01Q	5D01Q	5D01Q	5D01Q
12730		OFT WSH MOR FRND	5D01S	5D01S	5D01S	5D01S	5D01S	5D01S	5D01S	5D01S	5D01S	5D01S	5D01S	5D01S
12760		USLY FRDS BE WTH	5D01V	5D01V	5D01V	5D01V	5D01V	5D01V	5D01V	5D01V	5D01V	5D01V	5D01V	5D01V

**Q04: OTHER PERSONALITY VARIABLES. Risk taking**

07050		KICK DO DANGR TH	2D05E	2D05E	2D04E	2D04E	2D06E	2D06E	2D06E	2D06E	2D06E	2D06E	2D06E	2D06E
07050		KICK DO DANGR TH		6D01G	6D01G	6D01G	6D01G	6D01G	6D01G	6D01G	6D01G	6D08G	6D08G	6D10G
07060		LIKE RISK SOME X	2D05F	2D05F	2D04F	2D04F	2D06F	2D06F	2D06F	2D06F	2D06F	2D06F	2D06F	2D06F
07060		LIKE RISK SOME X		6D01K	6D01K	6D01K	6D01K	6D01K	6D01K	6D01K	6D01K	6D08K	6D08K	6D10K

**Q05: OTHER PERSONALITY VARIABLES. Trust in others**

01550		PPL CAN B TRSTD	1A008	1A008	1A008	1A008	1A008	1A008	1A008	1A008	1A008	1A008	1A008	1A008
01560		PPL TRY B HLPFL	1A009	1A009	1A009	1A009	1A009	1A009	1A009	1A009	1A009	1A009	1A009	1A009
01570		PPL TRY BE FAIR	1A010	1A010	1A010	1A010	1A010	1A010	1A010	1A010	1A010	1A010	1A010	1A010

**Q06: OTHER PERSONALITY VARIABLES. (Changed to subject areas T01-T04)**

**Q07: OTHER PERSONALITY VARIABLES. Importance placed on various life goals**

01410		IMP B SUCCSS WK	1A007A	1A007A	1A007A	1A007A	1A007A	1A007A	1A007A	1A007A	1A007A	1A007A	1A007A	1A007A
01420		IMP GD MRRG&FAM	1A007B	1A007B	1A007B	1A007B	1A007B	1A007B	1A007B	1A007B	1A007B	1A007B	1A007B	1A007B
01430		IMP LOTS OF \$	1A007C	1A007C	1A007C	1A007C	1A007C	1A007C	1A007C	1A007C	1A007C	1A007C	1A007C	1A007C
01440		IMP TM RCRN&HBY	1A007D	1A007D	1A007D	1A007D	1A007D	1A007D	1A007D	1A007D	1A007D	1A007D	1A007D	1A007D
01450		IMP STRG FRDSHP	1A007E	1A007E	1A007E	1A007E	1A007E	1A007E	1A007E	1A007E	1A007E	1A007E	1A007E	1A007E
01460		IMP STEADY WORK	1A007F	1A007F	1A007F	1A007F	1A007F	1A007F	1A007F	1A007F	1A007F	1A007F	1A007F	1A007F
01470		IMP CNTRBTN SOC	1A007G	1A007G	1A007G	1A007G	1A007G	1A007G	1A007G	1A007G	1A007G	1A007G	1A007G	1A007G
01480		IMP LDR COMUNITY	1A007H	1A007H	1A007H	1A007H	1A007H	1A007H	1A007H	1A007H	1A007H	1A007H	1A007H	1A007H
01490		IMP CHLD BTR OP	1A007I	1A007I	1A007I	1A007I	1A007I	1A007I	1A007I	1A007I	1A007I	1A007I	1A007I	1A007I
01500		IMP LIV CLS PRN	1A007J	1A007J	1A007J	1A007J	1A007J	1A007J	1A007J	1A007J	1A007J	1A007J	1A007J	1A007J
01510		IMP GT AWY AREA	1A007K	1A007K	1A007K	1A007K	1A007K	1A007K	1A007K	1A007K	1A007K	1A007K	1A007K	1A007K
01520		IMP CRRCT INEQL	1A007L	1A007L	1A007L	1A007L	1A007L	1A007L	1A007L	1A007L	1A007L	1A007L	1A007L	1A007L
01530		IMP NEW XPRNCE	1A007M	1A007M	1A007M	1A007M	1A007M	1A007M	1A007M	1A007M	1A007M	1A007M	1A007M	1A007M
01540		IMP FND PRPS LF	1A007N	1A007N	1A007N	1A007N	1A007N	1A007N	1A007N	1A007N	1A007N	1A007N	1A007N	1A007N
10450		JOB OBSTC -WK HD	4A13J	4A13J	4A13J	4A13J	4A13J	4A13J	4A13J	4A13J	4A13J	4A13J	4A13J	4A13J

**Q08: OTHER PERSONALITY VARIABLES. Social, political, cultural orientation**

06330		INTEREST IN GOVT	2A11	2A11	2A11	2A11	2A11	2A11	2A11	2A11	2A11	2A11	2A11	2A11
06330		INTEREST IN GOVT	4A18	4A18	4A18	4A18	4A18	4A18	4A18	4A18	4A18	4A18	4A18	4A18
06330		INTEREST IN GOVT	5A19	5A19	5A19	5A19	5A19	5A19	5A19	5A19	5A19	5A19	5A19	5A19
06330		INTEREST IN GOVT	5A19	5A19	5A19	5A19	5A19	5A19	5A19	5A19	5A19	5A19	5A19	5A19
06880		THK ABT SOC ISSU	2D03	2D03	2D03	2D03	2D03	2D03	2D03	2D03	2D03	2D03	2D03	2D03
06880		THK ABT SOC ISSU	3A02	3A02	3A02	3A02	3A02	3A02	3A02	3A02	3A02	3A02	3A02	3A02
06880		THK ABT SOC ISSU	4A05	4A05	4A05	4A05	4A05	4A05	4A05	4A05	4A05	4A05	4A05	4A05
06880		THK ABT SOC ISSU	5A02	5A02	5A02	5A02	5A02	5A02	5A02	5A02	5A02	5A02	5A02	5A02
07010		2MCH COMPTN SCTY	2D05A	2D05A	2D04A	2D04A	2D06A	2D06A	2D06A	2D06A	2D06A	2D06A	2D06A	2D06A
07020		2MANY YNG SLOPPY	2D05B	2D05B	2D04B	2D04B	2D06B	2D06B	2D06B	2D06B	2D06B	2D06B	2D06B	2D06B
07030		2MUCH HARD ROCK	2D05C	2D05C	2D04C	2D04C	2D06C	2D06C	2D06C	2D06C	2D06C	2D06C	2D06C	2D06C
07040		SHD DO OWN THING	2D05D	2D05D	2D04D	2D04D	2D06D	2D06D	2D06D	2D06D	2D06D	2D06D	2D06D	2D06D
07040		SHD DO OWN THING	6D01C	6D01C	6D01C	6D01C	6D01C	6D01C	6D01C	6D01C	6D01C	6D08C	6D08C	6D10C
07630		R LIKES SCHOOL	1D001	1D001	1D001	1D001	1D001	1D001	1D001	1D001	1D001	1D001	1D001	1D001
07630		R LIKES SCHOOL	2E12	2E12	2E12	2E12	2E12	2E12	2E12	2E12	2E12	2E12	2E12	2E12
07630		R LIKES SCHOOL												
07630		R LIKES SCHOOL												
10460		JOB OBSTC -CONFM	4A13K	4A13K	4A13K	4A13K	4A13K	4A13K	4A13K	4A13K	4A13K	4A13K	4A13K	4A13K
17570		PPL SHD CONFORM												
17580		PPL SHD LV HRMNY												
17590		PPL SHD B FRANK												
17600		PPL SHD THK FREE												
17610		PPL SHD B INDPNT												

**Q09: OTHER PERSONALITY VARIABLES. Hostility**

19530		3MO/DLY ARG PRNT												
19540		3MO/DLY ARG AUTH												
19550		3MO/DLY MAD												
19560		3MO/DLY MAD,SM SH												
19570		3MO/DLY WANT FGT												
19580		3MO/DLY DID FGHT												

**R01: BACKGROUND. Age, sex, race, and marital status**

00010		R'S BIRTH YEAR	1C01*	1C01	1C01*	1C001	1C001*	1C001*	1C001	1C001*	1C001	1C001*	1C001	1C001*
00010		R'S BIRTH YEAR	2C01*	2C01	2C01*	2C01	2C01*	2C01*	2C01	2C01*	2C01	2C01*	2C01	2C01*
00010		R'S BIRTH YEAR	3C01*	3C01	3C01*	3C01	3C01*	3C01*	3C01	3C01*	3C01	3C01*	3C01	3C01*

\*=item text changed from previous year



Item Refer- ence Number	Page Loc. in this Volume	ITEM DESCRIPTION (ABBREVIATED)	QUESTIONNAIRE LOCATION BY YEAR (FORM, SECTION, AND QUESTION NUMBER)											
			1976	1977	1978	1979	1980	1981	1982	1983	1984	1985	1986	1987

**R01: BACKGROUND. Age, sex, race, and marital status** (continued)

00010		R'S BIRTH YEAR	4C01	4C01*	4C01*	4C01*	4C01*	4C01	4C01*	4C01	4C01*	4C01	4C01*	4C01
00010		R'S BIRTH YEAR	5C01	5C01*	5C01*	5C01*	5C01*	5C01	5C01*	5C01	5C01*	5C01	5C01*	5C01
00010		R'S BIRTH YEAR												
00020		R'S BIRTH MONTH	1C02	1C02	1C02	1C02	1C02	1C02	1C02	1C02	1C02	1C02	1C02	1C02
00020		R'S BIRTH MONTH	2C02	2C02	2C02	2C02	2C02	2C02	2C02	2C02	2C02	2C02	2C02	2C02
00020		R'S BIRTH MONTH												
00020		R'S BIRTH MONTH	3C02	3C02	3C02	3C02	3C02	3C02	3C02	3C02	3C02	3C02	3C02	3C02
00020		R'S BIRTH MONTH	4C02	4C02	4C02	4C02	4C02	4C02	4C02	4C02	4C02	4C02	4C02	4C02
00020		R'S BIRTH MONTH	5C02	5C02	5C02	5C02	5C02	5C02	5C02	5C02	5C02	5C02	5C02	5C02
00020		R'S BIRTH MONTH												
00030		R'S SEX	1C03	1C03	1C03	1C03	1C03	1C03	1C03	1C03	1C03	1C03	1C03	1C03
00030		R'S SEX	2C03	2C03	2C03	2C03	2C03	2C03	2C03	2C03	2C03	2C03	2C03	2C03
00030		R'S SEX	3C03	3C03	3C03	3C03	3C03	3C03	3C03	3C03	3C03	3C03	3C03	3C03
00030		R'S SEX	4C03	4C03	4C03	4C03	4C03	4C03	4C03	4C03	4C03	4C03	4C03	4C03
00030		R'S SEX	5C03	5C03	5C03	5C03	5C03	5C03	5C03	5C03	5C03	5C03	5C03	5C03
00030		R'S SEX												
00040		R'S RACE	1C04	1C04	1C04	1C04	1C04	1C04	1C04	1C04	1C04	1C04	1C04	1C04
00040		R'S RACE	2C04	2C04	2C04	2C04	2C04	2C04	2C04	2C04	2C04	2C04	2C04	2C04
00040		R'S RACE	3C04	3C04	3C04	3C04	3C04	3C04	3C04	3C04	3C04	3C04	3C04	3C04
00040		R'S RACE	4C04	4C04	4C04	4C04	4C04	4C04	4C04	4C04	4C04	4C04	4C04	4C04
00040		R'S RACE	5C04	5C04	5C04	5C04	5C04	5C04	5C04	5C04	5C04	5C04	5C04	5C04
00040		R'S RACE												
00060		R NOT MARRIED	1C06	1C06	1C06	1C06	1C06	1C06	1C06	1C06	1C06	1C06	1C06	1C06
00060		R NOT MARRIED	2C06	2C06	2C06	2C06	2C06	2C06	2C06	2C06	2C06	2C06	2C06	2C06
00060		R NOT MARRIED	3C06	3C06	3C06	3C06	3C06	3C06	3C06	3C06	3C06	3C06	3C06	3C06
00060		R NOT MARRIED	4C06	4C06	4C06	4C06	4C06	4C06	4C06	4C06	4C06	4C06	4C06	4C06
00060		R NOT MARRIED	5C06	5C06	5C06	5C06	5C06	5C06	5C06	5C06	5C06	5C06	5C06	5C06
00060		R NOT MARRIED												
08320		MARRD OR ENGAGED	3A18	3A18	3A18	3A18	3A18	3A18	3A18	3A18	3A18	3A18	3A18	3A18

**R02: BACKGROUND. Family characteristics**

00075		# OLDER BR/SIS									1C07A	1C07A	1C07A	1C07A
00075		# OLDER BR/SIS									2C07A	2C07A	2C07A	2C07A
00075		# OLDER BR/SIS									3C07A	3C07A	3C07A	3C07A
00075		# OLDER BR/SIS									4C07A	4C07A	4C07A	4C07A
00075		# OLDER BR/SIS									5C07A	5C07A	5C07A	5C07A
00075		# OLDER BR/SIS												
00076		# YOUNGER BR/SI									1C07B	1C07B	1C07B	1C07B
00076		# YOUNGER BR/SIS									2C7B	2C7B	2C7B	2C7B
00076		# YOUNGER BR/SR									3C7B	3C7B	3C7B	3C7B
00076		# YOUNGER BR/SR									4C7B	4C7B	4C7B	4C7B
00076		# YOUNGER BR/SIS									5C7B	5C7B	5C7B	5C7B
00076		# YOUNGER BR/SR												
00310		FATHR EDUC LEVE	1C08	1C08	1C08	1C08	1C08	1C08	1C08	1C08	1C08	1C08	1C08	1C08
00310		FATHR EDUC LEVEL	2C08	2C08	2C08	2C08	2C08	2C08	2C08	2C08	2C08	2C08	2C08	2C08
00310		FATHR EDUC LEVEL	3C08	3C08	3C08	3C08	3C08	3C08	3C08	3C08	3C08	3C08	3C08	3C08
00310		FATHR EDUC LEVEL	4C08	4C08	4C08	4C08	4C08	4C08	4C08	4C08	4C08	4C08	4C08	4C08
00310		FATHR EDUC LEVEL	5C08	5C08	5C08	5C08	5C08	5C08	5C08	5C08	5C08	5C08	5C08	5C08
00310		FATHR EDUC LEVEL												
00320		MOTHR EDUC LEVE	1C09	1C09	1C09	1C09	1C09	1C09	1C09	1C09	1C09	1C09	1C09	1C09
00320		MOTHR EDUC LEVEL	2C09	2C09	2C09	2C09	2C09	2C09	2C09	2C09	2C09	2C09	2C09	2C09
00320		MOTHR EDUC LEVEL	3C09	3C09	3C09	3C09	3C09	3C09	3C09	3C09	3C09	3C09	3C09	3C09
00320		MOTHR EDUC LEVEL	4C09	4C09	4C09	4C09	4C09	4C09	4C09	4C09	4C09	4C09	4C09	4C09
00320		MOTHR EDUC LEVEL	5C09	5C09	5C09	5C09	5C09	5C09	5C09	5C09	5C09	5C09	5C09	5C09
00320		MOTHR EDUC LEVEL												
00330		MOTH PD JB R YN	1C10	1C10	1C10	1C10	1C10	1C10	1C10	1C10	1C10	1C10	1C10	1C10
00330		MOTH PD JB R YNG	2C10	2C10	2C10	2C10	2C10	2C10	2C10	2C10	2C10	2C10	2C10	2C10
00330		MOTH PD JB R YNG	3C10	3C10	3C10	3C10	3C10	3C10	3C10	3C10	3C10	3C10	3C10	3C10
00330		MOTH PD JB R YNG	4C10	4C10	4C10	4C10	4C10	4C10	4C10	4C10	4C10	4C10	4C10	4C10
00330		MOTH PD JB R YNG	5C10	5C10	5C10	5C10	5C10	5C10	5C10	5C10	5C10	5C10	5C10	5C10
00330		MOTH PD JB R YNG												

**R03: BACKGROUND. Living arrangements and household characteristics**

00050		R SPD >TIM R-UR	1C05	1C05	1C05	1C05	1C05	1C05	1C05	1C05	1C05	1C05	1C05	1C05
00050		R SPD >TIM R-URB	2C05	2C05	2C05	2C05	2C05	2C05	2C05	2C05	2C05	2C05	2C05	2C05
00050		R SPD >TIM R-URB	3C05	3C05	3C05	3C05	3C05	3C05	3C05	3C05	3C05	3C05	3C05	3C05
00050		R SPD >TIM R-URB	4C05	4C05	4C05	4C05	4C05	4C05	4C05	4C05	4C05	4C05	4C05	4C05
00050		R SPD >TIM R-URB	5C05	5C05	5C05	5C05	5C05	5C05	5C05	5C05	5C05	5C05	5C05	5C05
00050		R SPD >TIM R-URB												
00080		R'S HSHLD ALONE	1C07A	1C07A	1C07A	1C07A	1C07A	1C07A	1C07A	1C07A	1C07Ca	1C07Ca	1C07Ca	1C07Ca
00080		R'S HSHLD ALONE	2C07A	2C07A	2C07A	2C07A	2C07A	2C07A	2C07A	2C07A	2C07Ca	2C07Ca	2C07Ca	2C07Ca
00080		R'S HSHLD ALONE	3C07A	3C07A	3C07A	3C07A	3C07A	3C07A	3C07A	3C07A	3C07Ca	3C07Ca	3C07Ca	3C07Ca
00080		R'S HSHLD ALONE	4C07A	4C07A	4C07A	4C07A	4C07A	4C07A	4C07A	4C07A	4C07Ca	4C07Ca	4C07Ca	4C07Ca
00080		R'S HSHLD ALONE	5C07A	5C07A	5C07A	5C07A	5C07A	5C07A	5C07A	5C07A	5C07Ca	5C07Ca	5C07Ca	5C07Ca
00080		R'S HSHLD ALONE												
00090		R'S HSHLD FATHE	1C07B	1C07B	1C07B	1C07B	1C07B	1C07B	1C07B	1C07B	1C07Cb	1C07Cb	1C07Cb	1C07Cb
00090		R'S HSHLD FATHER	2C07B	2C07B	2C07B	2C07B	2C07B	2C07B	2C07B	2C07B	2C07Cb	2C07Cb	2C07Cb	2C07Cb
00090		R'S HSHLD FATHER	3C07B	3C07B	3C07B	3C07B	3C07B	3C07B	3C07B	3C07B	3C07Cb	3C07Cb	3C07Cb	3C07Cb

\*item text changed from previous year



Item Refer- ence Number	Page Loc. in this Volume	ITEM DESCRIPTION (ABBREVIATED)	QUESTIONNAIRE LOCATION BY YEAR (FORM, SECTION, AND QUESTION NUMBER)											
			1988	1989	1990	1991	1992	1993	1994	1995	1996	1997	1998	1999

R01: BACKGROUND. Age, sex, race, and marital status (continued)

00010		R'S BIRTH YEAR	4C01*	4C01	4C01*	4C01	4C01*	4C01*	4C01	4C01*	4C01	4C01*	4C01	4C01*
00010		R'S BIRTH YEAR	5C01*	5C01	5C01*	5C01	5C01*	5C01*	5C01	5C01*	5C01	5C01*	5C01	5C01*
00010		R'S BIRTH YEAR		6C01	6C01*	6C01	6C01*	6C01*	6C01	6C01*	6C01	6C01*	6C01	6C01*
00020		R'S BIRTH MONTH	1C02	1C02	1C02	1C002	1C002	1C002	1C002	1C002	1C002	1C002	1C002	1C002
00020		R'S BIRTH MONTH	2C02	2C02	2C02	2C02	2C02	2C02	2C02	2C02	2C02	2C02	2C02	2C02
00020		R'S BIRTH MONTH	3C02	3C02	3C02	3C02	3C02	3C02	3C02	3C02	3C02	3C02	3C02	3C02
00020		R'S BIRTH MONTH	4C02	4C02	4C02	4C02	4C02	4C02	4C02	4C02	4C02	4C02	4C02	4C02
00020		R'S BIRTH MONTH	5C02	5C02	5C02	5C02	5C02	5C02	5C02	5C02	5C02	5C02	5C02	5C02
00020		R'S BIRTH MONTH		6C02	6C02	6C02	6C02	6C02	6C02	6C02	6C02	6C02	6C02	6C02
00030		R'S SEX	1C03	1C03	1C03	1C003	1C003	1C003	1C003	1C003	1C003	1C003	1C003	1C003
00030		R'S SEX	2C03	2C03	2C03	2C03	2C03	2C03	2C03	2C03	2C03	2C03	2C03	2C03
00030		R'S SEX	3C03	3C03	3C03	3C03	3C03	3C03	3C03	3C03	3C03	3C03	3C03	3C03
00030		R'S SEX	4C03	4C03	4C03	4C03	4C03	4C03	4C03	4C03	4C03	4C03	4C03	4C03
00030		R'S SEX	5C03	5C03	5C03	5C03	5C03	5C03	5C03	5C03	5C03	5C03	5C03	5C03
00030		R'S SEX		6C03	6C03	6C03	6C03	6C03	6C03	6C03	6C03	6C03	6C03	6C03
00040		R'S RACE	1C04	1C04	1C04	1C004*	1C004	1C004*	1C004	1C004	1C004	1C004	1C004	1C004
00040		R'S RACE	2C04	2C04	2C04	2C04*	2C04	2C04*	2C04	2C04	2C04	2C04	2C04	2C04
00040		R'S RACE	3C04	3C04	3C04	3C04*	3C04	3C04*	3C04	3C04	3C04	3C04	3C04	3C04
00040		R'S RACE	4C04	4C04	4C04	4C04*	4C04	4C04*	4C04	4C04	4C04	4C04	4C04	4C04
00040		R'S RACE	5C04	5C04	5C04	5C04*	5C04	5C04*	5C04	5C04	5C04	5C04	5C04	5C04
00040		R'S RACE		6C04	6C04	6C04*	6C04	6C04*	6C04	6C04	6C04	6C04	6C04	6C04
00060		R NOT MARRIED	1C06	1C06	1C06	1C006	1C006	1C006	1C006	1C006	1C006	1C006	1C006	1C006
00060		R NOT MARRIED	2C06	2C06	2C06	2C06	2C06	2C06	2C06	2C06	2C06	2C06	2C06	2C06
00060		R NOT MARRIED	3C06	3C06	3C06	3C06	3C06	3C06	3C06	3C06	3C06	3C06	3C06	3C06
00060		R NOT MARRIED	4C06	4C06	4C06	4C06	4C06	4C06	4C06	4C06	4C06	4C06	4C06	4C06
00060		R NOT MARRIED	5C06	5C06	5C06	5C06	5C06	5C06	5C06	5C06	5C06	5C06	5C06	5C06
00060		R NOT MARRIED		6C06	6C06	6C06	6C06	6C06	6C06	6C06	6C06	6C06	6C06	6C06
08320		MARRD OR ENGAGED	3A18	3A18	3A18	3A18	3A18	3A18	3A18	3A18	3A18	3A18	3A18	3A18

R02: BACKGROUND. Family characteristics

00075		# OLDER BR/SIS	1C07A	1C07A	1C07A	1C07A	1C07A	1C07A	1C07A	1C07A	1C07A	1C07A	1C07A	1C07A
00075		# OLDER BR/SIS	2C07A	2C07A	2C07A	2C07A	2C07A	2C07A	2C07A	2C07A	2C07A	2C07A	2C07A	2C07A
00075		# OLDER BR/SIS	3C07A	3C07A	3C07A	3C07A	3C07A	3C07A	3C07A	3C07A	3C07A	3C07A	3C07A	3C07A
00075		# OLDER BR/SIS	4C07A	4C07A	4C07A	4C07A	4C07A	4C07A	4C07A	4C07A	4C07A	4C07A	4C07A	4C07A
00075		# OLDER BR/SIS	5C07A	5C07A	5C07A	5C07A	5C07A	5C07A	5C07A	5C07A	5C07A	5C07A	5C07A	5C07A
00075		# OLDER BR/SIS	6C07A	6C07A	6C07A	6C07A	6C07A	6C07A	6C07A	6C07A	6C07A	6C07A	6C07A	6C07A
00076		# YOUNGER BR/SI	1C07B	1C07B	1C07B	1C07B	1C07B	1C07B	1C07B	1C07B	1C07B	1C07B	1C07B	1C07B
00076		# YOUNGER BR/SIS	2C7B	2C7B	2C7B	2C07B	2C07B	2C07B	2C07B	2C07B	2C07B	2C7B	2C7B	2C7B
00076		# YOUNGER BR/SR	3C7B	3C7B	3C7B	3C07B	3C07B	3C07B	3C07B	3C07B	3C07B	3C7B	3C7B	3C7B
00076		# YOUNGER BR/SR	4C7B	4C7B	4C7B	4C07B	4C07B	4C07B	4C07B	4C07B	4C07B	4C7B	4C7B	4C7B
00076		# YOUNGER BR/SIS	5C7B	5C7B	5C7B	5C07B	5C07B	5C07B	5C07B	5C07B	5C07B	5C07B	5C07B	5C07B
00076		# YOUNGER BR/SR		6C07B	6C07B	6C07B	6C07B	6C07B	6C07B	6C07B	6C07B	6C7B	6C7B	6C7B
00310		FATHR EDUC LEVE	1C08	1C08	1C08	1C008	1C008	1C008	1C008	1C008	1C008	1C008	1C008	1C008
00310		FATHR EDUC LEVEL	2C08	2C08	2C08	2C08	2C08	2C08	2C08	2C08	2C08	2C08	2C08	2C08
00310		FATHR EDUC LEVEL	3C08	3C08	3C08	3C08	3C08	3C08	3C08	3C08	3C08	3C08	3C08	3C08
00310		FATHR EDUC LEVEL	4C08	4C08	4C08	4C08	4C08	4C08	4C08	4C08	4C08	4C08	4C08	4C08
00310		FATHR EDUC LEVEL	5C08	5C08	5C08	5C08	5C08	5C08	5C08	5C08	5C08	5C08	5C08	5C08
00310		FATHR EDUC LEVEL		6C08	6C08	6C08	6C08	6C08	6C08	6C08	6C08	6C08	6C08	6C08
00320		MOTHR EDUC LEVE	1C09	1C09	1C09	1C009	1C009	1C009	1C009	1C009	1C009	1C009	1C009	1C009
00320		MOTHR EDUC LEVEL	2C09	2C09	2C09	2C09	2C09	2C09	2C09	2C09	2C09	2C09	2C09	2C09
00320		MOTHR EDUC LEVEL	3C09	3C09	3C09	3C09	3C09	3C09	3C09	3C09	3C09	3C09	3C09	3C09
00320		MOTHR EDUC LEVEL	4C09	4C09	4C09	4C09	4C09	4C09	4C09	4C09	4C09	4C09	4C09	4C09
00320		MOTHR EDUC LEVEL	5C09	5C09	5C09	5C09	5C09	5C09	5C09	5C09	5C09	5C09	5C09	5C09
00320		MOTHR EDUC LEVEL		6C09	6C09	6C09	6C09	6C09	6C09	6C09	6C09	6C09	6C09	6C09
00330		MOTH PD JB R YN	1C10	1C10	1C10	1C010	1C010	1C010	1C010	1C010	1C010	1C010	1C010	1C010
00330		MOTH PD JB R YNG	2C10	2C10	2C10	2C10	2C10	2C10	2C10	2C10	2C10	2C10	2C10	2C10
00330		MOTH PD JB R YNG	3C10	3C10	3C10	3C10	3C10	3C10	3C10	3C10	3C10	3C10	3C10	3C10
00330		MOTH PD JB R YNG	4C10	4C10	4C10	4C10	4C10	4C10	4C10	4C10	4C10	4C10	4C10	4C10
00330		MOTH PD JB R YNG	5C10	5C10	5C10	5C10	5C10	5C10	5C10	5C10	5C10	5C10	5C10	5C10
00330		MOTH PD JB R YNG		6C10	6C10	6C10	6C10	6C10	6C10	6C10	6C10	6C10	6C10	6C10

R03: BACKGROUND. Living arrangements and household characteristics

00050		R SPD >TIM R-UR	1C05	1C05	1C05	1C005	1C005	1C005	1C005	1C005	1C005	1C005	1C005	1C005
00050		R SPD >TIM R-URB	2C05	2C05	2C05	2C05	2C05	2C05	2C05	2C05	2C05	2C05	2C05	2C05
00050		R SPD >TIM R-URB	3C05	3C05	3C05	3C05	3C05	3C05	3C05	3C05	3C05	3C05	3C05	3C05
00050		R SPD >TIM R-URB	4C05	4C05	4C05	4C05	4C05	4C05	4C05	4C05	4C05	4C05	4C05	4C05
00050		R SPD >TIM R-URB	5C05	5C05	5C05	5C05	5C05	5C05	5C05	5C05	5C05	5C05	5C05	5C05
00050		R SPD >TIM R-URB		6C05	6C05	6C05	6C05	6C05	6C05	6C05	6C05	6C05	6C05	6C05
00080		R'S HSHLD ALONE	1C07Ca	1C07Ca	1C07Ca	1C07Ca	1C07Ca	1C07Ca	1C07Ca	1C07Ca	1C07Ca	1C07Ca	1C07Ca	1C07Ca
00080		R'S HSHLD ALONE	2C07Ca	2C07Ca	2C07Ca	2C07Ca	2C07Ca	2C07Ca	2C07Ca	2C07Ca	2C07Ca	2C7Ca	2C7Ca	2C7Ca
00080		R'S HSHLD ALONE	3C07Ca	3C07Ca	3C07Ca	3C07Ca	3C07Ca	3C07Ca	3C07Ca	3C07Ca	3C07Ca	3C7Ca	3C7Ca	3C7Ca
00080		R'S HSHLD ALONE	4C07Ca	4C07Ca	4C07Ca	4C07Ca	4C07Ca	4C07Ca	4C07Ca	4C07Ca	4C07Ca	4C7Ca	4C7Ca	4C7Ca
00080		R'S HSHLD ALONE	5C07Ca	5C07Ca	5C07Ca	5C07Ca	5C07Ca	5C07Ca	5C07Ca	5C07Ca	5C07Ca	5C7Ca	5C7Ca	5C7Ca
00080		R'S HSHLD ALONE		6C07Ca	6C07Ca	6C07Ca	6C07Ca	6C07Ca	6C07Ca	6C07Ca	6C07Ca	6C7Ca	6C7Ca	6C7Ca
00090		R'S HSHLD FATHE	1C07Cb	1C07Cb	1C07Cb	1C07Cb	1C07Cb	1C07Cb	1C07Cb	1C07Cb	1C07Cb	1C07Cb	1C07Cb	1C07Cb
00090		R'S HSHLD FATHER	2C07Cb	2C07Cb	2C07Cb	2C07Cb	2C07Cb	2C07Cb	2C07Cb	2C07Cb	2C07Cb	2C7Cb	2C7Cb	2C7Cb
00090		R'S HSHLD FATHER	3C07Cb	3C07Cb	3C07Cb	3C07Cb	3C07Cb	3C07Cb	3C07Cb	3C07Cb	3C07Cb	3C7Cb	3C7Cb	3C7Cb

\*=item text changed from previous year



**R03: BACKGROUND. Living arrangements and household characteristics** (continued)

**S01: DEVIANCE and VICTIMIZATION. Delinquent behaviors**

[illegible]



Item Refer- ence Number	Page Loc. in this Volume	ITEM DESCRIPTION (ABBREVIATED)	QUESTIONNAIRE LOCATION BY YEAR (FORM, SECTION, AND QUESTION NUMBER)											
			1988	1989	1990	1991	1992	1993	1994	1995	1996	1997	1998	1999

R03: BACKGROUND. Living arrangements and household characteristics (continued)

00090		R'S HSHLD FATHER	4C07Cb	4C07Cb	4C07Cb	4C07Cb	4C07Cb	4C07Cb	4C07Cb	4C07Cb	4C07Cb	4C7Cb	4C7Cb	4C7Cb
00090		R'S HSHLD FATHER	5C07Cb	5C07Cb	5C07Cb	5C07Cb	5C07Cb	5C07Cb	5C07Cb	5C07Cb	5C07Cb	5C7Cb	5C7Cb	5C7Cb
00090		R'S HSHLD FATHER		6C07Cb	6C07Cb	6C07Cb	6C07Cb	6C07Cb	6C07Cb	6C07Cb	6C07Cb	6C7Cb	6C7Cb	6C7Cb
00100		R'S HSHLD MOTHE	1C07Cc	1C07Cc	1C07Cc	1C07Cc	1C07Cc	1C07Cc	1C07Cc	1C07Cc	1C07Cc	1C07Cc	1C07Cc	1C07Cc
00100		R'S HSHLD MOTHER	2C07Cc	2C07Cc	2C07Cc	2C7Cc	2C07Cc	2C07Cc	2C07Cc	2C07Cc	2C07Cc	2C7Cc	2C7Cc	2C7Cc
00100		R'S HSHLD MOTHER	3C07Cc	3C07Cc	3C07Cc	3C7Cc	3C07Cc	3C07Cc	3C07Cc	3C07Cc	3C07Cc	3C7Cc	3C7Cc	3C7Cc
00100		R'S HSHLD MOTHER	4C07Cc	4C07Cc	4C07Cc	4C7Cc	4C07Cc	4C07Cc	4C07Cc	4C07Cc	4C07Cc	4C7Cc	4C7Cc	4C7Cc
00100		R'S HSHLD MOTHER	5C07Cc	5C07Cc	5C07Cc	5C7Cc	5C07Cc	5C07Cc	5C07Cc	5C07Cc	5C07Cc	5C7Cc	5C7Cc	5C7Cc
00100		R'S HSHLD MOTHER		6C07Cc	6C07Cc	6C7Cc	6C07Cc	6C07Cc	6C07Cc	6C07Cc	6C07Cc	6C7Cc	6C7Cc	6C7Cc
00110		R'S HSHLD BR/SR	1C07Cd	1C07Cd	1C07Cd	1C07Cd	1C07Cd	1C07Cd	1C07Cd	1C07Cd	1C07Cd	1C07Cd	1C07Cd	1C07Cd
00110		R'S HSHLD BR/SR	2C07Cd	2C07Cd	2C07Cd	2C7Cd	2C07Cd	2C07Cd	2C07Cd	2C07Cd	2C07Cd	2C7Cd	2C7Cd	2C7Cd
00110		R'S HSHLD BR/SR	3C07Cd	3C07Cd	3C07Cd	3C7Cd	3C07Cd	3C07Cd	3C07Cd	3C07Cd	3C07Cd	3C7Cd	3C7Cd	3C7Cd
00110		R'S HSHLD BR/SR	4C07Cd	4C07Cd	4C07Cd	4C7Cd	4C07Cd	4C07Cd	4C07Cd	4C07Cd	4C07Cd	4C7Cd	4C7Cd	4C7Cd
00110		R'S HSHLD BR/SR	5C07Cd	5C07Cd	5C07Cd	5C7Cd	5C07Cd	5C07Cd	5C07Cd	5C07Cd	5C07Cd	5C7Cd	5C7Cd	5C7Cd
00120		R'S HSHLD BR/SR		6C07Cd	6C07Cd	6C7Cd	6C07Cd	6C07Cd	6C07Cd	6C07Cd	6C07Cd	6C7Cd	6C7Cd	6C7Cd
00120		R'S HSHLD GRPRN	1C07Ce	1C07Ce	1C07Ce	1C07Ce	1C07Ce	1C07Ce	1C07Ce	1C07Ce	1C07Ce	1C07Ce	1C07Ce	1C07Ce
00120		R'S HSHLD GRPRNT	2C07Ce	2C07Ce	2C07Ce	2C7Ce	2C07Ce	2C07Ce	2C07Ce	2C07Ce	2C07Ce	2C7Ce	2C7Ce	2C7Ce
00120		R'S HSHLD GRPRNT	3C07Ce	3C07Ce	3C07Ce	3C7Ce	3C07Ce	3C07Ce	3C07Ce	3C07Ce	3C07Ce	3C7Ce	3C7Ce	3C7Ce
00120		R'S HSHLD GRPRNT	4C07Ce	4C07Ce	4C07Ce	4C7Ce	4C07Ce	4C07Ce	4C07Ce	4C07Ce	4C07Ce	4C7Ce	4C7Ce	4C7Ce
00120		R'S HSHLD GRPRNT	5C07Ce	5C07Ce	5C07Ce	5C7Ce	5C07Ce	5C07Ce	5C07Ce	5C07Ce	5C07Ce	5C7Ce	5C7Ce	5C7Ce
00120		R'S HSHLD GRPRNT		6C07Ce	6C07Ce	6C7Ce	6C07Ce	6C07Ce	6C07Ce	6C07Ce	6C07Ce	6C7Ce	6C7Ce	6C7Ce
00130		R'S HSHLD SPOUS	1C07Cf	1C07Cf	1C07Cf	1C07Cf	1C07Cf	1C07Cf	1C07Cf	1C07Cf	1C07Cf	1C07Cf	1C07Cf	1C07Cf
00130		R'S HSHLD SPOUSE	2C07Cf	2C07Cf	2C07Cf	2C7Cf	2C07Cf	2C07Cf	2C07Cf	2C07Cf	2C07Cf	2C7Cf	2C7Cf	2C7Cf
00130		R'S HSHLD SPOUSE	3C07Cf	3C07Cf	3C07Cf	3C7Cf	3C07Cf	3C07Cf	3C07Cf	3C07Cf	3C07Cf	3C7Cf	3C7Cf	3C7Cf
00130		R'S HSHLD SPOUSE	4C07Cf	4C07Cf	4C07Cf	4C7Cf	4C07Cf	4C07Cf	4C07Cf	4C07Cf	4C07Cf	4C7Cf	4C7Cf	4C7Cf
00130		R'S HSHLD SPOUSE	5C07Cf	5C07Cf	5C07Cf	5C7Cf	5C07Cf	5C07Cf	5C07Cf	5C07Cf	5C07Cf	5C7Cf	5C7Cf	5C7Cf
00130		R'S HSHLD SPOUSE		6C07Cf	6C07Cf	6C7Cf	6C07Cf	6C07Cf	6C07Cf	6C07Cf	6C07Cf	6C7Cf	6C7Cf	6C7Cf
00140		R'S HSHLD CHLDR	1C07Cg	1C07Cg	1C07Cg	1C07Cg	1C07Cg	1C07Cg	1C07Cg	1C07Cg	1C07Cg	1C07Cg	1C07Cg	1C07Cg
00140		R'S HSHLD CHLDRN	2C07Cg	2C07Cg	2C07Cg	2C7Cg	2C07Cg	2C07Cg	2C07Cg	2C07Cg	2C07Cg	2C7Cg	2C7Cg	2C7Cg
00140		R'S HSHLD CHLDRN	3C07Cg	3C07Cg	3C07Cg	3C7Cg	3C07Cg	3C07Cg	3C07Cg	3C07Cg	3C07Cg	3C7Cg	3C7Cg	3C7Cg
00140		R'S HSHLD CHLDRN	4C07Cg	4C07Cg	4C07Cg	4C7Cg	4C07Cg	4C07Cg	4C07Cg	4C07Cg	4C07Cg	4C7Cg	4C7Cg	4C7Cg
00140		R'S HSHLD CHLDRN	5C07Cg	5C07Cg	5C07Cg	5C7Cg	5C07Cg	5C07Cg	5C07Cg	5C07Cg	5C07Cg	5C7Cg	5C7Cg	5C7Cg
00140		R'S HSHLD CHLDRN		6C07Cg	6C07Cg	6C7Cg	6C07Cg	6C07Cg	6C07Cg	6C07Cg	6C07Cg	6C7Cg	6C7Cg	6C7Cg
00150		R'S HSHLD RELTV	1C07Ch	1C07Ch	1C07Ch	1C07Ch	1C07Ch	1C07Ch	1C07Ch	1C07Ch	1C07Ch	1C07Ch	1C07Ch	1C07Ch
00150		R'S HSHLD RELTVS	2C07Ch	2C07Ch	2C07Ch	2C7Ch	2C07Ch	2C07Ch	2C07Ch	2C07Ch	2C07Ch	2C7Ch	2C7Ch	2C7Ch
00150		R'S HSHLD RELTVS	3C07Ch	3C07Ch	3C07Ch	3C7Ch	3C07Ch	3C07Ch	3C07Ch	3C07Ch	3C07Ch	3C7Ch	3C7Ch	3C7Ch
00150		R'S HSHLD RELTVS	4C07Ch	4C07Ch	4C07Ch	4C7Ch	4C07Ch	4C07Ch	4C07Ch	4C07Ch	4C07Ch	4C7Ch	4C7Ch	4C7Ch
00150		R'S HSHLD RELTVS	5C07Ch	5C07Ch	5C07Ch	5C7Ch	5C07Ch	5C07Ch	5C07Ch	5C07Ch	5C07Ch	5C7Ch	5C7Ch	5C7Ch
00150		R'S HSHLD RELTVS		6C07Ch	6C07Ch	6C7Ch	6C07Ch	6C07Ch	6C07Ch	6C07Ch	6C07Ch	6C7Ch	6C7Ch	6C7Ch
00160		R'S HSHLD NONRL	1C07Ci	1C07Ci	1C07Ci	1C07Ci	1C07Ci	1C07Ci	1C07Ci	1C07Ci	1C07Ci	1C07Ci	1C07Ci	1C07Ci
00160		R'S HSHLD NONRLT	2C07Ci	2C07Ci	2C07Ci	2C7Ci	2C07Ci	2C07Ci	2C07Ci	2C07Ci	2C07Ci	2C7Ci	2C7Ci	2C7Ci
00160		R'S HSHLD NONRLT	3C07Ci	3C07Ci	3C07Ci	3C7Ci	3C07Ci	3C07Ci	3C07Ci	3C07Ci	3C07Ci	3C7Ci	3C7Ci	3C7Ci
00160		R'S HSHLD NONRLT	4C07Ci	4C07Ci	4C07Ci	4C7Ci	4C07Ci	4C07Ci	4C07Ci	4C07Ci	4C07Ci	4C7Ci	4C7Ci	4C7Ci
00160		R'S HSHLD NONRLT	5C07Ci	5C07Ci	5C07Ci	5C7Ci	5C07Ci	5C07Ci	5C07Ci	5C07Ci	5C07Ci	5C7Ci	5C7Ci	5C7Ci
00160		R'S HSHLD NONRLT		6C07Ci	6C07Ci	6C7Ci	6C07Ci	6C07Ci	6C07Ci	6C07Ci	6C07Ci	6C7Ci	6C7Ci	6C7Ci

S01: DEVIANCE and VICTIMIZATION. Delinquent behaviors

06520		FRQ FIGHT PARNTS	2A19A	2A19A	2A19A	2A19A	2A19A	2A19A	2A19A	2A19A	2A19A	2A19A	2A19A	2A19A
06520		FRQ FIGHT PARNTS		6A15A	6A15A	6A17A	6A17A	6A17A	6A18A	6A18A	6A18A	2A19A	2A19A	2A19A
06530		FRQ HIT SUPRVISR	2A19B	2A19B	2A19B	2A19B	2A19B	2A19B	2A19B	2A19B	2A19B	2A19B	2A19B	2A19B
06530		FRQ HIT SUPRVISR		6A15B	6A15B	6A17B	6A17B	6A17B	6A18B	6A18B	6A18B	2A19B	2A19B	2A19B
06540		FRQ FGT WRK/SCHL	2A19C	2A19C	2A19C	2A19C	2A19C	2A19C	2A19C	2A19C	2A19C	2A19C	2A19C	2A19C
06540		FRQ FGT WRK/SCHL		6A15C	6A15C	6A17C	6A17C	6A17C	6A18C	6A18C	6A18C	2A19C	2A19C	2A19C
06550		FRQ GANG FIGHT	2A19D	2A19D	2A19D	2A19D	2A19D	2A19D	2A19D	2A19D	2A19D	2A19D	2A19D	2A19D
06550		FRQ GANG FIGHT		6A15D	6A15D	6A17D	6A17D	6A17D	6A18D	6A18D	6A18D	2A19D	2A19D	2A19D
06560		FRQ HURT SM1 BAD	2A19E	2A19E	2A19E	2A19E	2A19E	2A19E	2A19E	2A19E	2A19E	2A19E	2A19E	2A19E
06560		FRQ HURT SM1 BAD		6A15E	6A15E	6A17E	6A17E	6A17E	6A18E	6A18E	6A18E	2A19E	2A19E	2A19E
06570		FRQ THREAT WEAPN	2A19F	2A19F	2A19F	2A19F	2A19F	2A19F	2A19F	2A19F	2A19F	2A19F	2A19F	2A19F
06570		FRQ THREAT WEAPN		6A15F	6A15F	6A17F	6A17F	6A17F	6A18F	6A18F	6A18F	2A19F	2A19F	2A19F
06580		FRQ STEAL <\$50	2A19G	2A19G	2A19G	2A19G	2A19G	2A19G	2A19G	2A19G	2A19G	2A19G	2A19G	2A19G
06580		FRQ STEAL <\$50		6A15G	6A15G	6A17G	6A17G	6A17G	6A18G	6A18G	6A18G	2A19G	2A19G	2A19G
06590		FRQ STEAL >\$50	2A19H	2A19H	2A19H	2A19H	2A19H	2A19H	2A19H	2A19H	2A19H	2A19H	2A19H	2A19H
06590		FRQ STEAL >\$50		6A15H	6A15H	6A17H	6A17H	6A17H	6A18H	6A18H	6A18H	2A19H	2A19H	2A19H
06600		FRQ SHOPLIFT	2A19I	2A19I	2A19I	2A19I	2A19I	2A19I	2A19I	2A19I	2A19I	2A19I	2A19I	2A19I
06600		FRQ SHOPLIFT		6A15I	6A15I	6A17I	6A17I	6A17I	6A18I	6A18I	6A18I	2A19I	2A19I	2A19I
06610		FRQ CAR THEFT	2A19J	2A19J	2A19J	2A19J	2A19J	2A19J	2A19J	2A19J	2A19J	2A19J	2A19J	2A19J
06610		FRQ CAR THEFT		6A15J	6A15J	6A17J	6A17J	6A17J	6A18J	6A18J	6A18J	2A19J	2A19J	2A19J
06620		FRQ STEAL CAR PT	2A19K	2A19K	2A19K	2A19K	2A19K	2A19K	2A19K	2A19K	2A19K	2A19K	2A19K	2A19K
06620		FRQ STEAL CAR PT		6A15K	6A15K	6A17K	6A17K	6A17K	6A18K	6A18K	6A18K	2A19K	2A19K	2A19K
06630		FRQ TRESPAS BLDG	2A19L	2A19L	2A19L	2A19L	2A19L	2A19L	2A19L	2A19L	2A19L	2A19L	2A19L	2A19L
06630		FRQ TRESPAS BLDG		6A15L	6A15L	6A17L	6A17L	6A17L	6A18L	6A18L	6A18L	2A19L	2A19L	2A19L
06640		FRQ ARSON	2A19M	2A19M	2A19M	2A19M	2A19M	2A19M	2A19M	2A19M	2A19M	2A19M	2A19M	2A19M
06640		FRQ ARSON		6A15M	6A15M	6A17M	6A17M	6A17M	6A18M	6A18M	6A18M	2A19M	2A19M	2A19M
06650		FRQ DMG SCH PPTY	2A19N	2A19N	2A19N	2A19N	2A19N	2A19N	2A19N	2A19N	2A19N	2A19N	2A19N	2A19N
06650		FRQ DMG SCH PPTY		6A15N	6A15N	6A17N	6A17N	6A17N	6A18N	6A18N	6A18N	2A19N	2A19N	2A19N
06660		FRQ DMG WK PRPTY	2A19O	2A19O	2A19O	2A19O	2A19O	2A19O	2A19O	2A19O	2A19O	2A19O	2A19O	2A19O
06660		FRQ DMG WK PRPTY		6A15O	6A15O	6A17O	6A17O	6A17O	6A18O	6A18O	6A18O	2A19O	2A19O	2A19O
06670		FRQ TRUBL POLICE	2A19P	2A19P	2A19P	2A19P	2A19P	2A19P						



Item Refer- ence Number	Page Loc. in this Volume	ITEM DESCRIPTION (ABBREVIATED)	QUESTIONNAIRE LOCATION BY YEAR (FORM, SECTION, AND QUESTION NUMBER)											
			1976	1977	1978	1979	1980	1981	1982	1983	1984	1985	1986	1987

**S01: DEVIANCE and VICTIMIZATION. Delinquent behaviors (continued)**

06670		FRQ TRUBL POLICE												
23610		FRQ SELL DRUGS												
25720		4WKS WEAPON@SCHL												
25880		ARRSTD&TKN 2 POL												
29590		#DA GUN SCHL/4WK												

**S02: DEVIANCE and VICTIMIZATION. Driving violations and accidents**

00650		#X/12MO R TCKTD	1C28	1C28	1C28	1C28	1C28	1C28	1C28	1C28	1C28	1C28	1C28	1C28
00650		#X/12MO R TCKTD	2C28	2C28	2C28	2C28	2C28	2C28	2C28	2C28	2C28	2C28	2C28	2C28
00650		#X/12MO R TCKTD	3C28	3C28	3C28	3C28	3C28	3C28	3C28	3C28	3C28	3C28	3C28	3C28
00650		#X/12MO R TCKTD	4C28	4C28	4C28	4C28	4C28	4C28	4C28	4C28	4C28	4C28	4C28	4C28
00650		#X/12MO R TCKTD	5C28	5C28	5C28	5C28	5C28	5C28	5C28	5C28	5C28	5C28	5C28	5C28
00650		#X/12MO R TCKTD												
00660		#TCKTS AFT DRNK	1C29A	1C29A	1C29A	1C29A	1C29A	1C29A	1C29A	1C29A	1C29A	1C29A	1C29A	1C29A
00660		#TCKTS AFT DRNK	2C29A	2C29A	2C29A	2C29A	2C29A	2C29A	2C29A	2C29A	2C29A	2C29A	2C29A	2C29A
00660		#TCKTS AFT DRNK	3C29A	3C29A	3C29A	3C29A	3C29A	3C29A	3C29A	3C29A	3C29A	3C29A	3C29A	3C29A
00660		#TCKTS AFT DRNK	4C29A	4C29A	4C29A	4C29A	4C29A	4C29A	4C29A	4C29A	4C29A	4C29A	4C29A	4C29A
00660		#TCKTS AFT DRNK	5C29A	5C29A	5C29A	5C29A	5C29A	5C29A	5C29A	5C29A	5C29A	5C29A	5C29A	5C29A
00660		#TCKTS AFT DRNK												
00670		#TCKTS AFT MARJ	1C29B	1C29B	1C29B	1C29B	1C29B	1C29B	1C29B	1C29B	1C29B	1C29B	1C29B	1C29B
00670		#TCKTS AFT MARJ	2C29B	2C29B	2C29B	2C29B	2C29B	2C29B	2C29B	2C29B	2C29B	2C29B	2C29B	2C29B
00670		#TCKTS AFT MARJ	3C29B	3C29B	3C29B	3C29B	3C29B	3C29B	3C29B	3C29B	3C29B	3C29B	3C29B	3C29B
00670		#TCKTS AFT MARJ	4C29B	4C29B	4C29B	4C29B	4C29B	4C29B	4C29B	4C29B	4C29B	4C29B	4C29B	4C29B
00670		#TCKTS AFT MARJ	5C29B	5C29B	5C29B	5C29B	5C29B	5C29B	5C29B	5C29B	5C29B	5C29B	5C29B	5C29B
00670		#TCKTS AFT MARJ												
00680		#TCKTS AFT OTDG	1C29C	1C29C	1C29C	1C29C	1C29C	1C29C	1C29C	1C29C	1C29C	1C29C	1C29C	1C29C
00680		#TCKTS AFT OTDG	2C29C	2C29C	2C29C	2C29C	2C29C	2C29C	2C29C	2C29C	2C29C	2C29C	2C29C	2C29C
00680		#TCKTS AFT OTDG	3C29C	3C29C	3C29C	3C29C	3C29C	3C29C	3C29C	3C29C	3C29C	3C29C	3C29C	3C29C
00680		#TCKTS AFT OTDG	4C29C	4C29C	4C29C	4C29C	4C29C	4C29C	4C29C	4C29C	4C29C	4C29C	4C29C	4C29C
00680		#TCKTS AFT OTDG	5C29C	5C29C	5C29C	5C29C	5C29C	5C29C	5C29C	5C29C	5C29C	5C29C	5C29C	5C29C
00690		#ACCDNTS/12 MO	1C30	1C30	1C30	1C30	1C30	1C30	1C30	1C30	1C30	1C30	1C30	1C30
00690		#ACCDNTS/12 MO	2C30	2C30	2C30	2C30	2C30	2C30	2C30	2C30	2C30	2C30	2C30	2C30
00690		#ACCDNTS/12 MO	3C30	3C30	3C30	3C30	3C30	3C30	3C30	3C30	3C30	3C30	3C30	3C30
00690		#ACCDNTS/12 MO	4C30	4C30	4C30	4C30	4C30	4C30	4C30	4C30	4C30	4C30	4C30	4C30
00690		#ACCDNTS/12 MO	5C30	5C30	5C30	5C30	5C30	5C30	5C30	5C30	5C30	5C30	5C30	5C30
00700		#ACDTS AFT DRNK	1C31A	1C31A	1C31A	1C31A	1C31A	1C31A	1C31A	1C31A	1C31A	1C31A	1C31A	1C31A
00700		#ACDTS AFT DRNK	2C31A	2C31A	2C31A	2C31A	2C31A	2C31A	2C31A	2C31A	2C31A	2C31A	2C31A	2C31A
00700		#ACDTS AFT DRNK	3C31A	3C31A	3C31A	3C31A	3C31A	3C31A	3C31A	3C31A	3C31A	3C31A	3C31A	3C31A
00700		#ACDTS AFT DRNK	4C31A	4C31A	4C31A	4C31A	4C31A	4C31A	4C31A	4C31A	4C31A	4C31A	4C31A	4C31A
00700		#ACDTS AFT DRNK	5C31A	5C31A	5C31A	5C31A	5C31A	5C31A	5C31A	5C31A	5C31A	5C31A	5C31A	5C31A
00710		#ACDTS AFT MARJ	1C31B	1C31B	1C31B	1C31B	1C31B	1C31B	1C31B	1C31B	1C31B	1C31B	1C31B	1C31B
00710		#ACDTS AFT MARJ	2C31B	2C31B	2C31B	2C31B	2C31B	2C31B	2C31B	2C31B	2C31B	2C31B	2C31B	2C31B
00710		#ACDTS AFT MARJ	3C31B	3C31B	3C31B	3C31B	3C31B	3C31B	3C31B	3C31B	3C31B	3C31B	3C31B	3C31B
00710		#ACDTS AFT MARJ	4C31B	4C31B	4C31B	4C31B	4C31B	4C31B	4C31B	4C31B	4C31B	4C31B	4C31B	4C31B
00720		#ACDTS AFT MARJ	5C31B	5C31B	5C31B	5C31B	5C31B	5C31B	5C31B	5C31B	5C31B	5C31B	5C31B	5C31B
00720		#ACDTS AFT MARJ												
00720		#ACDTS AFT OTDG	1C31C	1C31C	1C31C	1C31C	1C31C	1C31C	1C31C	1C31C	1C31C	1C31C	1C31C	1C31C
00720		#ACDTS AFT OTDG	2C31C	2C31C	2C31C	2C31C	2C31C	2C31C	2C31C	2C31C	2C31C	2C31C	2C31C	2C31C
00720		#ACDTS AFT OTDG	3C31C	3C31C	3C31C	3C31C	3C31C	3C31C	3C31C	3C31C	3C31C	3C31C	3C31C	3C31C
00720		#ACDTS AFT OTDG	4C31C	4C31C	4C31C	4C31C	4C31C	4C31C	4C31C	4C31C	4C31C	4C31C	4C31C	4C31C
00720		#ACDTS AFT OTDG	5C31C	5C31C	5C31C	5C31C	5C31C	5C31C	5C31C	5C31C	5C31C	5C31C	5C31C	5C31C
22210		USE SEATBLT-DRVR											2E22	2E23
22210		USE SEATBLT-DRVR												
22220		USE SEATBLT-RIDR											2E23	2E24
22220		USE SEATBLT-RIDR												

**S03: DEVIANCE and VICTIMIZATION. Victimization experiences**

06680		SM1 ROB YRS <\$50	2A20A	2A20A	2A20A	2A20A	2A20A	2A20A	2A20A	2A20A	2A20A	2A20A	2A20A	2A20A
06690		SM1 ROB YRS >\$50	2A20B	2A20B	2A20B	2A20B	2A20B	2A20B	2A20B	2A20B	2A20B	2A20B	2A20B	2A20B
06700		SM1 DMG YR PRPTY	2A20C	2A20C	2A20C	2A20C	2A20C	2A20C	2A20C	2A20C	2A20C	2A20C	2A20C	2A20C
06710		SM1 INJR U W/WPN	2A20D	2A20D	2A20D	2A20D	2A20D	2A20D	2A20D	2A20D	2A20D	2A20D	2A20D	2A20D
06720		SM1 THRTN U W/WP	2A20E	2A20E	2A20E	2A20E	2A20E	2A20E	2A20E	2A20E	2A20E	2A20E	2A20E	2A20E
06730		SM1 INJR YU -WPN	2A20F	2A20F	2A20F	2A20F	2A20F	2A20F	2A20F	2A20F	2A20F	2A20F	2A20F	2A20F
06740		SM1 THRT U W/INJ	2A20G	2A20G	2A20G	2A20G	2A20G	2A20G	2A20G	2A20G	2A20G	2A20G	2A20G	2A20G
09871		SM1 SCL ROB <\$50		3E10A	3E10A									
09871		SM1 SCL ROB <\$50	4E11A											
09871		SM1 SCL ROB <\$50				5E06A	5E08A	5E13A						
09872		SM1 SCL ROB >\$50		3E10B	3E10B				3E08B	3E08B	3E08B	3E08B	3E08B	3E08B
09872		SM1 SCL ROB >\$50	4E11B			5E06B	5E08B	5E13B						
09873		SM1 SCL DMG PRPTY		3E10C	3E10C				3E08C	3E08C	3E08C	3E08C	3E08C	3E08C
09873		SM1 SCL DMG PRPTY	4E11C											
09873		SM1 SCL DMG PRPTY				5E06C	5E08C	5E13C						



**S01: DEVIANCE and VICTIMIZATION. Delinquent behaviors (continued)**

**S02: DEVIANCE and VICTIMIZATION. Driving violations and accidents**

**S03: DEVIANCE and VICTIMIZATION. Victimization experiences**

[illegible]



Item Refer- ence Number	Page Loc. in this Volume	ITEM DESCRIPTION (ABBREVIATED)	QUESTIONNAIRE LOCATION BY YEAR (FORM, SECTION, AND QUESTION NUMBER)											
			1976	1977	1978	1979	1980	1981	1982	1983	1984	1985	1986	1987

## S03: DEVIANCE and VICTIMIZATION. Victimization experiences (continued)

09874		SM1 SCL IN U W/W		3E10D	3E10D				3E08D	3E08D	3E08D	3E08D	3E08D	3E08D
09874		SM1 SCL IN U W/W	4E11D											
09874		SM1 SCL IN U W/W				5E06D	5E08D	5E13D						
09875		SM1 SCL TH U W/W		3E10E	3E10E				3E08E	3E08E	3E08E	3E08E	3E08E	3E08E
09875		SM1 SCL TH U W/W	4E11E											
09875		SM1 SCL TH U W/W												
09876		SM1 SCL TH U W/W		3E10F	3E10F	5E06E	5E08E	5E13E	3E08F	3E08F	3E08F	3E08F	3E08F	3E08F
09876		SM1 SCL IN U -WP	4E11F											
09876		SM1 SCL IN U -WP				5E06F	5E08F	5E13F						
09877		SM1 SCL TH U W/I		3E10G	3E10G				3E08G	3E08G	3E08G	3E08G	3E08G	3E08G
09877		SM1 SCL TH U W/I	4E11G											
09877		SM1 SCL TH U W/I				5E06G	5E08G	5E13G						

## T01: HEALTH. Symptoms

08850		OFTN SHRTNS BRTH	3D02A	3D02A*	3D02A	3D02A	3D02A	3D02A	3D02A	3D02A	3D02A	3D02A	3D02A	3D02A
08860		OFTN HEART BEATG	3D02B	3D02B*	3D02B	3D02B	3D02B	3D02B	3D02B	3D02B	3D02B	3D02B	3D02B	3D02B
08870		OFTN SPLLS DZZNS	3D02C	3D02C*	3D02C	3D02C	3D02C	3D02C	3D02C	3D02C	3D02C	3D02C	3D02C	3D02C
08880		OFTN HNDS TRMBLE	3D02D	3D02D*	3D02D	3D02D	3D02D	3D02D	3D02D	3D02D	3D02D	3D02D	3D02D	3D02D
08890		OFTN HNDS SWEATG	3D02E	3D02E*	3D02E	3D02E	3D02E	3D02E	3D02E	3D02E	3D02E	3D02E	3D02E	3D02E
08900		OFTN CDNT GT GNG	3D02F	3D02F*	3D02F	3D02F	3D02F	3D02F	3D02F	3D02F	3D02F	3D02F	3D02F	3D02F
21310		#DA HEADACHE							1D015A	1D015A	1D015A	1D015A	1D015A	1D015A
21320		#DA SORE THROAT							1D015B	1D015B	1D015B	1D015B	1D015B	1D015B
21330		#DA SINUS CONG							1D015C	1D015C	1D015C	1D015C	1D015C	1D015C
21340		#DA COUGHING							1D015D	1D015D	1D015D	1D015D	1D015D	1D015D
21350		#DA CHEST COLD							1D015E	1D015E	1D015E	1D015E	1D015E	1D015E
21360		#DA COUGH PHLM							1D015F	1D015F	1D015F	1D015F	1D015F	1D015F
21370		#DA SHORT BRTH							1D015G	1D015G	1D015G	1D015G	1D015G	1D015G
21380		#DA WHEEZING							1D015H	1D015H	1D015H	1D015H	1D015H	1D015H
21390		#DA TRBL REMEM							1D015I	1D015I	1D015I	1D015I	1D015I	1D015I
21400		#DA DFCT THINK							1D015J	1D015J	1D015J	1D015J	1D015J	1D015J
21410		#DA TRBL LEARN							1D015K	1D015K	1D015K	1D015K	1D015K	1D015K
21420		#DA TRBL SLEEP							1D015L	1D015L	1D015L	1D015L	1D015L	1D015L
21430		#DA TRBL START							1D015M	1D015M	1D015M	1D015M	1D015M	1D015M
21440		#DA STAY HOME							1D015N	1D015N	1D015N	1D015N	1D015N	1D015N
21520		RLTV PHY HEALTH							1D018	1D018	1D018	1D018	1D018	1D018

## T02: HEALTH. Habits

05890		DALY ACTV SPORTS	2A02H	2A02H	2A02H	2A02H	2A02H	2A02H	2A02H	2A02H	2A02H	2A02H	2A02H	2A02H
05890		DALY ACTV SPORTS												
20690		ATTN TO NUTRITON				2E15A								
20700		MIN CHOLESTEROL				2E15B								
20710		AVOID ADDITIVES				2E15C								
20720		TRY GET EXERCISE				2E15D								
20730		CNTRL OWN HEALTH				2E16								
20740		OFTN EAT BRKFST				2E17A	2E17A	2E17A	2E20A	2E20A	2E21A	2E21A	2E21A	2E22A
20750		OFTN EAT GN VEG				2E17B	2E17B	2E17B	2E20B	2E20B	2E21B	2E21B	2E21B	2E22B
20760		OFTN EAT FRUIT				2E17C	2E17C	2E17C	2E20C	2E20C	2E21C	2E21C	2E21C	2E22C
20770		OFTN EXERCISE				2E17D	2E17D	2E17D	2E20D	2E20D	2E21D	2E21D	2E21D	2E22D
20780		OFTN 7HRS SLEEP				2E17E	2E17E	2E17E	2E20E	2E20E	2E21E	2E21E	2E21E	2E22E
20790		OFTN SLEEP <SHLD				2E17F	2E17F	2E17F	2E20F	2E20F	2E21F	2E21F	2E21F	2E22F
22210		USE SEATBLT-DRVR											2E22	2E23
22210		USE SEATBLT-DRVR												
22220		USE SEATBLT-RIDR											2E23	2E24
22220		USE SEATBLT-RIDR												

## T03: HEALTH. Height and weight

22150		CURRENT HEIGHT											1D019	1D019
22160		CURRENT WEIGHT											1D020	1D020

## T04: HEALTH. Medical treatment

21450		#X/12M DOC-CHEK							1D016A	1D016A	1D016A	1D016A	1D016A	1D016A
21460		#X/12M DOC-FGHT							1D016B	1D016B	1D016B	1D016B	1D016B	1D016B
21470		#X/12M DOC-INJ							1D016C	1D016C	1D016C	1D016C	1D016C	1D016C
21480		#X/12M DOC-ILL							1D016D	1D016D	1D016D	1D016D	1D016D	1D016D
21490		#X/12M DOC-PSY							1D016E	1D016E	1D016E	1D016E	1D016E	1D016E
21500		#X/12M HSP-INJ							1D017A	1D017A	1D017A	1D017A	1D017A	1D017A
21510		#X/12M HSP-ILL							1D017B	1D017B	1D017B	1D017B	1D017B	1D017B
22360		ATTND DRG TRTMN											1B104	1B104
22370		RCV DRG COUNSEL											1B105	1B105



Item Refer- ence Number	Page Loc. in this Volume	ITEM DESCRIPTION (ABBREVIATED)	QUESTIONNAIRE LOCATION BY YEAR (FORM, SECTION, AND QUESTION NUMBER)											
			1988	1989	1990	1991	1992	1993	1994	1995	1996	1997	1998	1999

**S03: DEVIANCE and VICTIMIZATION. Victimization experiences (continued)**

09874		SM1 SCL IN U W/W	3E08D	3E08D	3E08D	3E08D	3E08D	3E08D	3E08D	3E08D	3E08D	3E07D	3E08D	3E08D
09874		SM1 SCL IN U W/W												
09874		SM1 SCL IN U W/W												
09875		SM1 SCL TH U W/W	3E08E	3E08E	3E08E	3E08E	3E08E	3E08E	3E08E	3E08E	3E08E	3E07E	3E08E	3E08E
09875		SM1 SCL TH U W/W												
09875		SM1 SCL TH U W/W												
09876		SM1 SCL TH U W/W	3E08F	3E08F	3E08F	3E08F	3E08F	3E08F	3E08F	3E08F	3E08F	3E07F	3E08F	3E08F
09876		SM1 SCL IN U -WP												
09876		SM1 SCL IN U -WP												
09877		SM1 SCL TH U W/I	3E08G	3E08G	3E08G	3E08G	3E08G	3E08G	3E08G	3E08G	3E08G	3E07G	3E08G	3E08G
09877		SM1 SCL TH U W/I												
09877		SM1 SCL TH U W/I												

**T01: HEALTH. Symptoms**

08850		OFTN SHRTNS BRTH	3D02A	3D02A	3D02A	3D02A	3D05A	3D05A	3D05A	3D05A	3D05A	3D05A	3D05A	3D05A
08860		OFTN HEART BEATG	3D02B	3D02B	3D02B	3D02B	3D05B	3D05B	3D05B	3D05B	3D05B	3D05B	3D05B	3D05B
08870		OFTN SPLLS DZZNS	3D02C	3D02C	3D02C	3D02C	3D05C	3D05C	3D05C	3D05C	3D05C	3D05C	3D05C	3D05C
08880		OFTN HNDS TRMBLE	3D02D	3D02D	3D02D	3D02D	3D05D	3D05D	3D05D	3D05D	3D05D	3D05D	3D05D	3D05D
08890		OFTN HNDS SWEATG	3D02E	3D02E	3D02E	3D02E	3D05E	3D05E	3D05E	3D05E	3D05E	3D05E	3D05E	3D05E
08900		OFTN CDNT GT GNG	3D02F	3D02F	3D02F	3D02F	3D05F	3D05F	3D05F	3D05F	3D05F	3D05F	3D05F	3D05F
21310		#DA HEADACHE	1D015A	1D015A	1D015A	1D015A	1D015A	1D015A	1D015A	1D015A	1D015A	1D015A	1D015A	1D015A
21320		#DA SORE THROAT	1D015B	1D015B	1D015B	1D015B	1D015B	1D015B	1D015B	1D015B	1D015B	1D015B	1D015B	1D015B
21330		#DA SINUS CONG	1D015C	1D015C	1D015C	1D015C	1D015C	1D015C	1D015C	1D015C	1D015C	1D015C	1D015C	1D015C
21340		#DA COUGHING	1D015D	1D015D	1D015D	1D015D	1D015D	1D015D	1D015D	1D015D	1D015D	1D015D	1D015D	1D015D
21350		#DA CHEST COLD	1D015E	1D015E	1D015E	1D015E	1D015E	1D015E	1D015E	1D015E	1D015E	1D015E	1D015E	1D015E
21360		#DA COUGH PHLM	1D015F	1D015F	1D015F	1D015F	1D015F	1D015F	1D015F	1D015F	1D015F	1D015F	1D015F	1D015F
21370		#DA SHORT BRTH	1D015G	1D015G	1D015G	1D015G	1D015G	1D015G	1D015G	1D015G	1D015G	1D015G	1D015G	1D015G
21380		#DA WHEEZING	1D015H	1D015H	1D015H	1D015H	1D015H	1D015H	1D015H	1D015H	1D015H	1D015H	1D015H	1D015H
21390		#DA TRBL REMEM	1D015I	1D015I	1D015I	1D015I	1D015I	1D015I	1D015I	1D015I	1D015I	1D015I	1D015I	1D015I
21400		#DA DFCT THINK	1D015J	1D015J	1D015J	1D015J	1D015J	1D015J	1D015J	1D015J	1D015J	1D015J	1D015J	1D015J
21410		#DA TRBL LEARN	1D015K	1D015K	1D015K	1D015K	1D015K	1D015K	1D015K	1D015K	1D015K	1D015K	1D015K	1D015K
21420		#DA TRBL SLEEP	1D015L	1D015L	1D015L	1D015L	1D015L	1D015L	1D015L	1D015L	1D015L	1D015L	1D015L	1D015L
21430		#DA TRBL START	1D015M	1D015M	1D015M	1D015M	1D015M	1D015M	1D015M	1D015M	1D015M	1D015M	1D015M	1D015M
21440		#DA STAY HOME	1D015N	1D015N	1D015N	1D015N	1D015N	1D015N	1D015N	1D015N	1D015N	1D015N	1D015N	1D015N
21520		RLTV PHY HEALTH	1D018	1D018	1D018	1D018	1D018	1D018	1D018	1D018	1D018	1D018	1D018	1D018

**T02: HEALTH. Habits**

05890		DALY ACTV SPORTS	2A02H	2A02H	2A02H	2A02H	2A02H	2A02H	2A02H	2A02H	2A02H	2A02H	2A02H	2A02H
05890		DALY ACTV SPORTS		6A02F	6A02F	6A02F	6A02F	6A02F	6A02F	6A02F*	6A02F	6A02F	6A02F	6A02F
20690		ATTN TO NUTRITON												
20700		MIN CHOLESTEROL												
20710		AVOID ADDITIVES												
20720		TRY GET EXERCISE												
20730		CNTRL OWN HEALTH												
20740		OFTN EAT BRKFST	2E22A	2E22A	2E22A	2E22A	2E22A	2E22A	2E22A	2E22A	2E22A	2E22A	2E22A	2E22A
20750		OFTN EAT GN VEG	2E22B	2E22B	2E22B	2E22B	2E22B	2E22B	2E22B	2E22B	2E22B	2E22B	2E22B	2E22B
20760		OFTN EAT FRUIT	2E22C	2E22C	2E22C	2E22C	2E22C	2E22C	2E22C	2E22C	2E22C	2E22C	2E22C	2E22C
20770		OFTN EXERCISE	2E22D	2E22D	2E22D	2E22D	2E22D	2E22D	2E22D	2E22D	2E22D	2E22D	2E22D	2E22D
20780		OFTN 7HRS SLEEP	2E22E	2E22E	2E22E	2E22E	2E22E	2E22E	2E22E	2E22E	2E22E	2E22E	2E22E	2E22E
20790		OFTN SLEEP <SHLD	2E22F	2E22F	2E22F	2E22F	2E22F	2E22F	2E22F	2E22F	2E22F	2E22F	2E22F	2E22F
22210		USE SEATBLT-DRVR	2E23	2E23	2E23	2E23	2E23	2E23	2E23	2E23	2E23	2E23	2E23	2E23
22210		USE SEATBLT-DRVR	6C32	6C32	6C32	6C32	6C32	6C32	6C32	6C32	6C32	6C32	6C32	6C32
22220		USE SEATBLT-RIDR	2E24	2E24	2E24	2E24	2E24	2E24	2E24	2E24	2E24	2E24	2E24	2E24
22220		USE SEATBLT-RIDR	6C33	6C33	6C33	6C33	6C33	6C33	6C33	6C33	6C33	6C33	6C33	6C33

**T03: HEALTH. Height and weight**

22150		CURRENT HEIGHT	1D019	1D019	1D019	1D019	1D019	1D019	1D019	1D019	1D019	1D019	1D019	1D019
22160		CURRENT WEIGHT	1D020	1D020	1D020	1D020	1D020	1D020	1D020	1D020	1D020	1D020	1D020	1D020

**T04: HEALTH. Medical treatment**

21450		#X/12M DOC-CHEK	1D016A	1D016A	1D016A	1D016A	1D016A	1D016A	1D016A	1D016A	1D016A	1D016A	1D016A	1D016A
21460		#X/12M DOC-FGHT	1D016B	1D016B	1D016B	1D016B	1D016B	1D016B	1D016B	1D016B	1D016B	1D016B	1D016B	1D016B
21470		#X/12M DOC-INJ	1D016C	1D016C	1D016C	1D016C	1D016C	1D016C	1D016C	1D016C	1D016C	1D016C	1D016C	1D016C
21480		#X/12M DOC-ILL	1D016D	1D016D	1D016D	1D016D	1D016D	1D016D	1D016D	1D016D	1D016D	1D016D	1D016D	1D016D
21490		#X/12M DOC-PSY	1D016E	1D016E	1D016E	1D016E	1D016E	1D016E	1D016E	1D016E	1D016E	1D016E	1D016E	1D016E
21500		#X/12M HSP-INJ	1D017A	1D017A	1D017A	1D017A	1D017A	1D017A	1D017A	1D017A	1D017A	1D017A	1D017A	1D017A
21510		#X/12M HSP-ILL	1D017B	1D017B	1D017B	1D017B	1D017B	1D017B	1D017B	1D017B	1D017B	1D017B	1D017B	1D017B
22360		ATTND DRG TRTMN	1B104	1B104	1B098	1B098	1B098	1B098	1B098	1B098	1B098	1B098	1B098	1B098
22370		RCV DRG COUNSEL	1B105	1B105	1B099	1B099	1B099	1B099	1B099	1B099	1B099	1B099	1B099	1B099







# Appendix A

## Sampling Error Estimates and Tables\*

All of the percentages reported in this volume are really *estimates* of the response percentages that would have been obtained if, instead of using a sample survey, we had asked all high schools throughout the United States to participate and in all schools that agreed to participate we had invited the whole senior class to fill out the questionnaires. The question naturally arises: How accurate are the present percentage estimates based on a limited number of schools and seniors? For any particular percentage resulting from a sample survey we cannot know exactly how much error has resulted from sampling, but we can make reasonably good estimates of “confidence intervals”—ranges within which the “true” population value is very likely to fall. The word “true” in this context is defined quite narrowly; it refers only to the value that would be found if we had set out to survey the total population—all high school seniors in the United States. Thus this concept of “true” population value does *not* take account of biases that might occur due to refusals, distortion of responses, faulty question wording, and other factors. Each of these sources of possible error is discussed in the “Representativeness and Validity” section of the Introduction to this volume. The reader is urged to review this material and take it into account along with the sampling error estimates included in this appendix.

The estimation of confidence intervals in surveys involving complex samples can be a highly complicated combination of statistical science plus informed judgment. It is an area in which there is no single “right answer” or “best approach.” We suspect that many of those using this volume will not be especially interested in *how* we have chosen to solve the problems involved in estimating

confidence intervals, so long as we provide guidelines that can be applied in a fairly simple and straightforward manner. This appendix is designed to accomplish that. Appendix B provides a more extensive discussion of how we obtained the confidence intervals shown here, and it also provides guidelines for computing specific confidence intervals for a wider range of possible applications than can be covered in the tables provided in this appendix.

A very rough example of a confidence interval can be stated in these terms: for percentages based on the total sample (all five questionnaire forms), the “true” values are rarely more than 1.5 percent higher or lower than the percentage estimates reported in this volume. How rarely? The chances are much lower than 1 in 20. Indeed, many of the percentages reported for the total sample are accurate to within 1 percent.

Of course, most of the data reported here are based on items included only in one or another of the five questionnaire forms. Since such percentages are based on only one-fifth of the total sample, they are somewhat less accurate. The loss in accuracy is less than might be imagined, however, for reasons spelled out in Appendix B. For present purposes, it is enough to say that percentages based on 3,000 or more seniors responding to one questionnaire form are rarely (less than 1 in 20) farther than 2.4 percent away from the “true” value.

We have thus far provided two very rough illustrations of confidence intervals—a range of  $\pm 1.5$  percent for percentages based on the total sample and a range of  $\pm 2.4$  percent for percentages based on the number of seniors responding to one questionnaire form. While these two intervals

\*Appendixes A and B, which discuss estimates of sampling errors and design effects, were written when there were five questionnaire forms used in each annual survey; a sixth form was added beginning in 1989. Because we believe that there would be very little change in estimates of sampling errors, or in design effects, we have not revised these appendixes to reflect the added form.



provide some notion of the overall range of accuracy of the sample, they fall short of our needs in a number of respects. We need to be able to assign confidence intervals for subgroups such as males, females, those who plan to complete college, and so forth, all of which involve smaller numbers of cases and, thus, some reduction in accuracy. We also need to take account of the fact that, other things being equal, confidence intervals grow smaller when one moves from the middle of the scale (percentages near 50 percent) to the extremes (e.g., 4 percent or 96 percent). Further, we need to provide guidelines for evaluating the difference between two percentages: for example, we may wish to know whether an increase in the percentage of daily marijuana users from one year to the next is large enough to be considered a statistically significant change.

Each of the requirements mentioned above is taken into account in the tables of confidence intervals that follow.

### Confidence Intervals for Single Percentages

Table A-1 provides confidence intervals for single percentages that are reasonably good approximations for most *variables* and for most *subgroups* (as well as for the total sample). The table entries slightly underestimate the confidence intervals for regional subgroups and for blacks. These underestimates can be corrected reasonably well by multiplying the entries in Table A-1 by a factor of 1.1 for data based on a single form and by a factor of 1.33 for data based on all five forms. A more serious problem is that the table entries substantially underestimate the confidence intervals for certain variables that tend to be somewhat homogeneous within schools, as well as other factors likely to show clustering according to geographical area or socioeconomic level. A discussion of some of these variables is provided at the end of this appendix.

Table A-1 accommodates various numbers of cases (presented as different columns in the table) and various percentages (presented as different rows in the table). The table entries, when added to and subtracted from the observed percentage, establish the 95 percent confidence interval (calculated as 1.96 sampling errors). Thus, for example, to determine the accuracy of a result of 67.4 percent based on a sample of 1,632 cases, one should first look for the closest values in the table (in this case, about 70 percent and a number of cases

approximately equal to 1,500); next, determine the values to be added to and subtracted from the observed percentage (in this case, the values would be +2.8 percent and -2.9 percent); and then compute the confidence interval around the observed percentage of 68.4 percent (in this case, an interval ranging from 64.5 percent to 70.2 percent). This procedure yields an interval such that, for most variables, the chances are 95 in 100 that, if all high school seniors in the country had been asked to participate in the survey, the resulting percentage would fall within the interval.

### Confidence Intervals for Differences between Two Percentages

Table A-2 provides confidence intervals for differences between certain percentages. Specifically, the table can be used for *comparisons* between males and females, between those who do and do not plan to complete four years of college, and between those falling into different categories of the five-level index of drug usage. The above comparisons are appropriate for data from any single year (e.g., male seniors in 1976 compared with female seniors in 1976 or the "marijuana only" seniors in 1977 compared with the "no illicit drugs" seniors in 1977). Table A-2 is also useful in assessing *one-year* trends for any of the above subgroups as well as for the total sample. For example, one may be interested in a confidence interval (or significance level) for the difference between the percentage of female seniors in 1977 who used marijuana and the percentage of female seniors in 1978 who did so. The values in Table A-2 are appropriate for confidence intervals across adjacent years (e.g., 1976 compared with 1977), provided the same subgroup (e.g., females) is being considered both years. The confidence intervals for comparisons across nonadjacent years (e.g., 1976 compared with 1978) are slightly larger.

With appropriate corrections, the entries in Table A-2 can be used for trends covering more than one year and for trends or comparisons involving regional subgroups and blacks. Each of these applications requires some upward adjustment of the table entries; guidelines for such adjustments are provided in the notes accompanying Table A-2.

For information on the derivation of Table A-2 and for guidelines to be used in computing confidence intervals not covered in that table, the



reader is referred to Appendix B.

In order to find the appropriate confidence interval in Table A-2, one must first locate that portion of the table that deals with percentage values closest to the two percentages being compared (for example, if one wished to compare a value of 28.1 percent with one of 35.4 percent, the “ $p = 30$  percent or 70 percent” portion of the table would be closest).

The next step is to locate the specific table entry that corresponds most closely to the numbers of cases involved in the two percentages being compared (e.g., if those numbers were 1,478 and 1,563 for 28.1 percent and 35.4 percent, the correct table entry would be 3.9 percent). That table entry, when added to and subtracted from the difference between the two percentages, yields the 95 percent confidence interval for the difference. (In the above illustration, that would be 7.3 percent  $\pm$  3.9 percent, or an interval from 3.4 percent to 11.2 percent.) The chances are only 1 in 20 that the “true” difference between two percentages lies outside of this interval.

Another use of Table A-2 is to test whether a difference between two percentages is “statistically significant.” If the table entry is smaller than the difference between the two percentages (as is true in the above illustration), then the difference is statistically significant at the 95 percent level (sometimes indicated as  $p < .05$ ).

### Some Cautions

The tables provided here are based on averages of large numbers of sampling errors computed across a wide range of the variables that appear in this volume, as well as across all of the subgroups for which data are reported here. We are confident that the values in the tables are reasonably accurate for most purposes, but we must repeat the caution that the tables slightly underestimate confidence intervals for the following groups and comparisons:

Blacks

Regions (Northeast, North Central, South, West)

Comparisons among regions

Comparisons across nonadjacent years

(e.g., 1976 vs. 1978)

A more important problem is that the tables substantially underestimate the confidence intervals for certain variables that, for various reasons, show greater than average homogeneity within schools. After an extensive, but by no means exhaustive, sampling of the kinds of variables that might show

such clustering by school, we can provide the following examples of the kinds of variables for which Tables A-1 and A-2 substantially underestimate the confidence intervals.

**Variables Related to Educational Background and Aspirations.** The questionnaire items dealing with father’s education, mother’s education, high school curriculum (college preparatory vs. all others), and plans for completing four years of college all show an appreciable amount of clustering by school. Accordingly, for such variables the confidence intervals provided in the tables should be doubled.

Other items dealing with plans for technical/vocational schooling, a two-year college program, or graduate/professional study also require adjustment. The confidence intervals in the tables should be multiplied by a factor of 1.5 in order to be applicable to these variables.

It seems clear that the common factor underlying these particular variables is the tendency for family socioeconomic level to be somewhat homogeneous within school districts—some schools serve wealthier populations than do others. That makes the form of sampling we use somewhat less efficient for measuring those variables (such as those listed above) that are closely associated with family socioeconomic level. Therefore, we urge the reader to treat with caution any variables that are likely to be strongly linked to socioeconomic factors. In the absence of more specific computations of sampling errors, a good rule of thumb for dealing with such variables would be to double the confidence intervals provided in Tables A-1 and A-2.

**Variables Related to Geographic Location.** Another category of variables that are somewhat homogeneous within schools and school districts consists of those things that reflect differences in region and/or urbanicity. An obvious example is a background question asking where the respondent grew up: the response category on a “farm” shows a very high degree of clustering within schools. One would have to more than double the confidence intervals in the tables to deal with such a measure. Similarly, high clustering was found for some responses about religious preference; for example, those whose preference is Baptist are located primarily in the South (and probably heavily in rural areas), whereas those whose preference is Jewish are located primarily in the Northeast (especially in larger cities). The confidence intervals in Tables A-1 and A-2 should be multiplied by a



factor as large as 3 in order to be applicable to such variables.

Other variables that show some greater than average homogeneity within schools include such ideologically related dimensions as frequency of attending religious services, importance of religion, and political preference. Still other variables showing high homogeneity, probably because of their association with urbanicity, include driving (percentage who do not drive at all), working (percentage with no job), and household composition (percentage with father not living in the home). For each of the variables mentioned in this paragraph, the confidence intervals in Tables A-1 and A-2 should be multiplied by a factor of about 1.5.

**Variables Involving Use of Alcohol and Marijuana.** Extensive work has been done to compute sampling errors and confidence intervals for the drug use measures included in this volume (see

Johnston, Bachman, and O'Malley, 1977, 1979, 1982; Johnston, O'Malley, and Bachman, 1984, especially Appendix B). Most drug use variables show sampling errors that lie within the range of those provided in Tables A-1 and A-2. Usage levels for alcohol and marijuana, however, show some degree of homogeneity within schools, thus requiring that the table levels be adjusted. For items dealing with alcohol use, the entries in Table A-1 should be multiplied by a factor of 1.6; for items dealing with marijuana use, the correction factor is 1.35.

As noted earlier, this appendix has presented guidelines for using the tables of confidence intervals provided herein. Those readers interested in learning more about the rationale underlying such tables, the procedures used to derive the particular tables presented here, and guidelines for further computations of confidence intervals may consult Appendix B of this volume.

### Notes to Table A-1

Caution: The entries in this table systematically underestimate confidence intervals for regional subgroups and for blacks. In order to correct these underestimates, the table entries should be multiplied by a factor of 1.1 for data from a single form and by a factor of 1.33 for data based on five forms. Further cautions and corrections are required for some specific variables that relate educational background and aspirations, geographic

location, and the use of alcohol and marijuana (see discussion in the final sections of Appendix A).

The values in this table, when added to and subtracted from an observed percentage, establish the 95 percent confidence interval around that percentage, incorporating a design effect. Table values were calculated using the following formula (adapted from Hays, 1973, p. 379):

$$\text{lower limit} = p - \frac{2N'p + (1.96)^2 - 1.96\sqrt{4N'p(1-p) + (1.96)^2}}{2[N' + (1.96)^2]}$$

$$\text{upper limit} = \frac{2N'p + (1.96)^2 + 1.96\sqrt{4N'p(1-p) + (1.96)^2}}{2[N' + (1.96)^2]} - p$$

where  $p$  = the proportion,  $N'$  is the "effective  $N$ ," and  $N' = N/(1.3 + 0.00015N)$ . (See Appendix B for a discussion of the concept of "effective  $N$ .")



**Table A-1**  
**Confidence Intervals (95% Level) around Percentage Values**

		Number of Cases																	
		100	200	300	400	500	700	1,000	1,500	2,000	2,500	3,000	3,500	4,000	5,000	7,000	10,000	15,000	20,000
99%	+	0.9	0.8	0.7	0.7	0.6	0.6	0.5	0.5	0.4	0.4	0.4	0.4	0.3	0.3	0.3	0.3	0.3	0.2
	-	5.6	3.2	2.4	1.9	1.7	1.3	1.1	0.8	0.7	0.6	0.6	0.6	0.5	0.5	0.4	0.4	0.3	0.3
97%	+	2.1	1.8	1.6	1.4	1.3	1.2	1.0	0.9	0.8	0.8	0.7	0.7	0.6	0.6	0.6	0.5	0.5	0.5
	-	6.6	4.1	3.2	2.6	2.3	1.9	1.6	1.3	1.1	1.0	0.9	0.9	0.8	0.8	0.7	0.6	0.6	0.5
95%	+	3.1	2.5	2.2	2.0	1.8	1.6	1.4	1.2	1.1	1.0	0.9	0.9	0.9	0.8	0.7	0.7	0.6	0.6
	-	7.4	4.7	3.7	3.1	2.7	2.3	1.9	1.5	1.4	1.2	1.1	1.1	1.0	0.9	0.8	0.8	0.7	0.7
90%	+	4.9	3.8	3.3	2.9	2.7	2.3	2.0	1.7	1.5	1.4	1.3	1.3	1.2	1.1	1.0	0.9	0.9	0.8
	-	8.8	5.8	4.6	4.0	3.5	2.9	2.5	2.0	1.8	1.6	1.5	1.4	1.4	1.3	1.1	1.0	0.9	0.9
85%	+	6.6	4.8	4.1	3.6	3.3	2.9	2.5	2.1	1.9	1.7	1.6	1.5	1.5	1.4	1.2	1.1	1.0	1.0
	-	9.7	6.6	5.3	4.5	4.0	3.4	2.9	2.4	2.1	1.9	1.8	1.7	1.6	1.5	1.3	1.2	1.1	1.1
80%	+	7.4	5.6	4.7	4.2	3.8	3.3	2.8	2.4	2.1	2.0	1.8	1.7	1.7	1.5	1.4	1.3	1.2	1.1
	-	10.3	7.1	5.7	4.9	4.4	3.7	3.1	2.6	2.3	2.1	2.0	1.8	1.8	1.6	1.5	1.3	1.2	1.2
70%	+	9.1	6.8	5.6	5.0	4.5	3.9	3.3	2.8	2.5	2.3	2.1	2.0	1.9	1.8	1.6	1.5	1.4	1.3
	-	11.1	7.7	6.3	5.5	4.9	4.2	3.5	2.9	2.6	2.4	2.2	2.1	2.0	1.8	1.7	1.5	1.4	1.3
50%	+	11.0	7.9	6.5	5.7	5.1	4.4	3.7	3.1	2.8	2.5	2.4	2.2	2.1	2.0	1.8	1.6	1.5	1.4
	-	11.0	7.9	6.5	5.7	5.1	4.4	3.7	3.1	2.8	2.5	2.4	2.2	2.1	2.0	1.8	1.6	1.5	1.4
30%	+	11.1	7.7	6.3	5.5	4.9	4.2	3.5	2.9	2.6	2.4	2.2	2.1	2.0	1.8	1.7	1.5	1.4	1.3
	-	9.1	6.8	5.6	5.0	4.5	3.9	3.3	2.8	2.5	2.3	2.1	2.0	1.9	1.8	1.6	1.5	1.4	1.3
20%	+	10.3	7.1	5.7	4.9	4.4	3.7	3.1	2.6	2.3	2.1	2.0	1.8	1.8	1.6	1.5	1.3	1.2	1.2
	-	7.4	5.6	4.7	4.2	3.8	3.3	2.8	2.4	2.1	2.0	1.8	1.7	1.7	1.5	1.4	1.3	1.2	1.1
15%	+	9.7	6.6	5.3	4.5	4.0	3.4	2.9	2.4	2.1	1.9	1.8	1.7	1.6	1.5	1.3	1.2	1.1	1.1
	-	6.3	4.8	4.1	3.6	3.3	2.9	2.5	2.1	1.9	1.7	1.6	1.5	1.5	1.4	1.2	1.1	1.0	1.0
10%	+	8.8	5.8	4.6	4.0	3.5	2.9	2.5	2.0	1.8	1.6	1.5	1.4	1.4	1.3	1.1	1.0	0.9	0.9
	-	4.9	3.8	3.3	2.9	2.7	2.3	2.0	1.7	1.5	1.4	1.3	1.3	1.2	1.1	1.0	0.9	0.9	0.8
5%	+	7.4	4.7	3.7	3.1	2.7	2.3	1.9	1.5	1.4	1.2	1.1	1.1	1.0	0.9	0.8	0.8	0.7	0.7
	-	3.1	2.5	2.2	2.0	1.8	1.6	1.4	1.2	1.1	1.0	0.9	0.9	0.9	0.8	0.7	0.7	0.6	0.6
3%	+	6.6	4.1	3.2	2.6	2.3	1.9	1.6	1.3	1.1	1.0	0.9	0.9	0.8	0.8	0.7	0.6	0.6	0.5
	-	2.1	1.8	1.6	1.4	1.3	1.2	1.0	0.9	0.8	0.8	0.7	0.7	0.6	0.6	0.6	0.5	0.5	0.5
1%	+	5.6	3.2	2.4	1.9	1.7	1.3	1.1	0.8	0.7	0.6	0.6	0.6	0.5	0.5	0.4	0.4	0.3	0.3
	-	0.9	0.8	0.7	0.7	0.6	0.6	0.5	0.5	0.4	0.4	0.4	0.4	0.3	0.3	0.3	0.3	0.3	0.2



**Notes to Table A-2**

The entries in this table (which appear on the next four pages) are appropriate for *comparisons* between (a) males and females, (b) those who do and do not plan four years of college, and (c) those falling into different categories of the five-level index of drug usage. The table entries are also appropriate for *one-year trends* for the total sample and any of the subgroups except region. Most other trends and subgroup comparisons require that the table entries be multiplied by an adjustment factor, given below.

**Outline of Steps to Follow** (see text of appendix for illustrations)

1. Locate the portion of the table with “*p*” values closest to the two percentages being compared.
2. Locate the specific entry closest to the weighted *N*s for the two percentages.
3. Multiply that entry by any necessary adjustment factor (see below).
4. That table value (or adjusted table value), when added to and subtracted from the difference between the two percentages, yields the 95 percent confidence interval for the difference.
5. Also, if the table value (or adjusted table value) is smaller than the difference between the two percentages, then the difference may be described as “statistically significant at the 95 percent level.”

Adjustment Factors	Adjustment Factor (to be multiplied by table entry)
For comparisons between blacks and whites	
based on single-form data	*
based on five-form data	1.25
For comparisons between any two regions	
based on single-form data	1.15
based on five-form data	1.50
For one-year trends involving any region	
based on single-form data	*
based on five-form data	1.25
For trends over two or more years involving any region	
based on single-form data	*
based on five-form data	1.35
For trends over two or more years involving all other groups	
based on single-form data	*
based on five-form data	1.15

\*Indicates that no adjustment is necessary for category shown.

Note: The table entries were calculated using the following formula:  $1.96 \sqrt{p(1-p) \frac{1}{N'_1} + \frac{1}{N'_2}}$

where  $N'_1 = N_1/\text{DEFF}$ ,  $N'_2 = N_2/\text{DEFF}$ , and  $\text{DEFF} = 1.3 + 0.000075 \left[ \frac{N_1 N_2}{(N_1 + N_2)} \right]$



**Table A-2**  
**Confidence Intervals (95% Confidence Level) for Differences between Two Percentages**

		$N_1 =$	100	200	300	400	500	700	1,000	1,500	2,000	3,000	4,000	5,000	7,000	10,000	15,000	20,000
$N_2 =$	100	3.2																
	200	2.7	2.2															
	300	2.6	2.0	1.8														
	400	2.5	1.9	1.7	1.6													
	500	2.4	1.9	1.6	1.5	1.4								$p = 1\% \text{ or } 99\%$				
	700	2.4	1.8	1.6	1.4	1.3	1.2											
	1,000	2.3	1.7	1.5	1.3	1.2	1.1	1.0										
	1,500	2.3	1.7	1.4	1.3	1.2	1.0	0.9	0.8									
	2,000	2.3	1.7	1.4	1.2	1.1	1.0	0.9	0.8	0.7	0.7	0.6						
	3,000	2.3	1.6	1.4	1.2	1.1	1.0	0.8	0.7	0.7	0.7	0.6	0.6					
	4,000	2.3	1.6	1.4	1.2	1.1	0.9	0.8	0.7	0.7	0.7	0.6	0.6	0.5	0.5			
	5,000	2.3	1.6	1.3	1.2	1.1	0.9	0.8	0.7	0.6	0.6	0.6	0.5	0.5	0.4	0.4		
	7,000	2.3	1.6	1.3	1.2	1.1	0.9	0.8	0.7	0.6	0.5	0.5	0.5	0.5	0.4	0.4		
	10,000	2.2	1.6	1.3	1.2	1.0	0.9	0.8	0.7	0.6	0.5	0.5	0.5	0.5	0.4	0.4		
	15,000	2.2	1.6	1.3	1.2	1.0	0.9	0.8	0.6	0.6	0.5	0.5	0.4	0.4	0.4	0.4	0.4	
	20,000	2.2	1.6	1.3	1.1	1.0	0.9	0.8	0.6	0.6	0.5	0.5	0.4	0.4	0.4	0.4	0.3	0.3

		$N_1 =$	100	200	300	400	500	700	1,000	1,500	2,000	3,000	4,000	5,000	7,000	10,000	15,000	20,000
$N_2 =$	100	5.4																
	200	4.7	3.8															
	300	4.4	3.5	3.1														
	400	4.3	3.3	2.9	2.7													
	500	4.2	3.2	2.8	2.6	2.4								$p = 3\% \text{ or } 97\%$				
	700	4.1	3.1	2.7	2.4	2.3	2.1											
	1,000	4.0	3.0	2.5	2.3	2.1	1.9	1.8										
	1,500	4.0	2.9	2.4	2.2	2.0	1.8	1.6	1.5									
	2,000	3.9	2.9	2.4	2.1	1.9	1.7	1.5	1.4	1.3								
	3,000	3.9	2.8	2.3	2.1	1.9	1.7	1.5	1.3	1.2	1.1							
	4,000	3.9	2.8	2.3	2.0	1.9	1.6	1.4	1.2	1.1	1.0	0.9						
	5,000	3.9	2.8	2.3	2.0	1.8	1.6	1.4	1.2	1.1	1.0	0.9	0.9					
	7,000	3.9	2.8	2.3	2.0	1.8	1.6	1.4	1.2	1.0	0.9	0.9	0.8	0.8				
	10,000	3.9	2.8	2.3	2.0	1.8	1.5	1.3	1.1	1.0	0.9	0.8	0.8	0.7	0.7			
	15,000	3.8	2.7	2.3	2.0	1.8	1.5	1.3	1.1	1.0	0.9	0.8	0.7	0.7	0.6	0.6		
	20,000	3.8	2.7	2.3	2.0	1.8	1.5	1.3	1.1	1.0	0.9	0.8	0.7	0.7	0.6	0.6	0.6	



		$N_1 =$	100	200	300	400	500	700	1,000	1,500	2,000	3,000	4,000	5,000	7,000	10,000	15,000	20,000
$N_2 =$	100		6.9															
	200		6.0	4.9														
	300		5.6	4.5	4.0													
	400		5.5	4.3	3.8	3.5												
	500		5.4	4.1	3.6	3.3	3.1								$p = 5\%$ or $95\%$			
	700		5.2	3.9	3.4	3.1	2.9	2.7										
	1,000		5.1	3.8	3.2	2.9	2.7	2.5	2.2									
	1,500		5.1	3.7	3.1	2.8	2.6	2.3	2.1	1.9								
	2,000		5.0	3.6	3.1	2.7	2.5	2.2	2.0	1.7	1.6							
	3,000		5.0	3.6	3.0	2.6	2.4	2.1	1.9	1.6	1.5	1.4						
	4,000		5.0	3.6	3.0	2.6	2.4	2.1	1.8	1.6	1.4	1.3	1.2					
	5,000		4.9	3.6	2.9	2.6	2.3	2.0	1.8	1.5	1.4	1.2	1.2	1.1				
	7,000		4.9	3.5	2.9	2.6	2.3	2.0	1.7	1.5	1.3	1.2	1.1	1.0	1.0			
	10,000		4.9	3.5	2.9	2.5	2.3	2.0	1.7	1.4	1.3	1.1	1.1	1.0	0.9	0.9		
	15,000		4.9	3.5	2.9	2.5	2.3	2.0	1.7	1.4	1.3	1.1	1.0	1.0	0.9	0.8	0.8	
	20,000		4.9	3.5	2.9	2.5	2.3	1.9	1.7	1.4	1.3	1.1	1.0	0.9	0.9	0.8	0.7	0.7
			$N_1 =$	100	200	300	400	500	700	1,000	1,500	2,000	3,000	4,000	5,000	7,000	10,000	15,000
$N_2 =$	100		9.5															
	200		8.2	6.7														
	300		7.8	6.2	5.5													
	400		7.5	5.9	5.2	4.8												
	500		7.4	5.7	4.9	4.6	4.3								$p = 10\%$ or $90\%$			
	700		7.2	5.4	4.7	4.3	4.0	3.7										
	1,000		7.1	5.2	4.5	4.0	3.7	3.4	3.1									
	1,500		7.0	5.1	4.3	3.8	3.5	3.2	2.8	2.6								
	2,000		6.9	5.0	4.2	3.7	3.4	3.0	2.7	2.4	2.2							
	3,000		6.9	4.9	4.1	3.6	3.3	2.9	2.6	2.2	2.1	1.9						
	4,000		6.8	4.9	4.1	3.6	3.3	2.8	2.5	2.2	2.0	1.8	1.7					
	5,000		6.8	4.9	4.0	3.6	3.2	2.8	2.4	2.1	1.9	1.7	1.6	1.5				
	7,000		6.8	4.9	4.0	3.5	3.2	2.8	2.4	2.0	1.8	1.6	1.5	1.4	1.3			
	10,000		6.8	4.8	4.0	3.5	3.2	2.7	2.3	2.0	1.8	1.6	1.4	1.4	1.3	1.2		
	15,000		6.8	4.8	4.0	3.5	3.1	2.7	2.3	2.0	1.8	1.5	1.4	1.3	1.2	1.1	1.1	
	20,000		6.8	4.8	4.0	3.5	3.1	2.7	2.3	1.9	1.7	1.5	1.4	1.3	1.2	1.1		







Table A-2 (continued)

	$N_1 =$	100	200	300	400	500	700	1,000	1,500	2,000	3,000	4,000	5,000	7,000	10,000	15,000	20,000
$N_2 =$	100	14.5															
	200	12.6	10.3														
	300	11.9	9.4	8.4													
	400	11.5	8.9	7.9	7.3												
	500	11.3	8.6	7.6	7.0	6.6								$p = 30\% \text{ or } 70\%$			
	700	11.0	8.3	7.2	6.5	6.1	5.6										
	1,000	10.8	8.0	6.8	6.2	5.7	5.2	4.7									
	1,500	10.6	7.8	6.6	5.9	5.4	4.8	4.3	3.9								
	2,000	10.6	7.7	6.4	5.7	5.2	4.6	4.1	3.7	3.4							
	3,000	10.5	7.6	6.3	5.6	5.1	4.4	3.9	3.4	3.2	2.9						
	4,000	10.4	7.5	6.2	5.5	5.0	4.3	3.8	3.3	3.0	2.7	2.5					
	5,000	10.4	7.5	6.2	5.4	4.9	4.3	3.7	3.2	2.9	2.6	2.4	2.3				
	7,000	10.4	7.4	6.1	5.4	4.9	4.2	3.6	3.1	2.5	2.3	2.2	2.1	2.2			
	10,000	10.4	7.4	6.1	5.3	4.8	4.2	3.6	3.0	2.7	2.4	2.2	2.1	1.9	1.8		
	15,000	10.3	7.4	6.1	5.3	4.8	4.1	3.5	3.0	2.7	2.3	2.1	2.0	1.8	1.7	1.6	
	20,000	10.3	7.4	6.1	5.3	4.8	4.1	3.5	3.0	2.6	2.3	2.1	2.0	1.8	1.7	1.6	1.5
	$N_1 =$	100	200	300	400	500	700	1,000	1,500	2,000	3,000	4,000	5,000	7,000	10,000	15,000	20,000
$N_2 =$	100	15.8															
	200	13.7	11.2														
	300	13.0	10.3	9.2													
	400	12.6	9.8	8.6	8.0												
	500	12.3	9.4	8.2	7.6	7.2								$p = 35\% \text{ or } 65\%$			
	700	12.0	9.0	7.8	7.1	6.7	6.1										
	1,000	11.8	8.7	7.5	6.7	6.2	5.6	5.1									
	1,500	11.6	8.5	7.2	6.4	5.9	5.3	4.7	4.3								
	2,000	11.5	8.4	7.0	6.2	5.7	5.1	4.5	4.0	3.7							
	3,000	11.4	8.2	6.9	6.1	5.5	4.8	4.3	3.7	3.4	3.1						
	4,000	11.4	8.2	6.8	6.0	5.4	4.7	4.1	3.6	3.3	3.0	2.8					
	5,000	11.3	8.1	6.7	5.9	5.4	4.7	4.1	3.5	3.2	2.8	2.7	2.5				
	7,000	11.3	8.1	6.7	5.9	5.3	4.6	4.0	3.4	3.1	2.7	2.5	2.4	2.2			
	10,000	11.3	8.1	6.7	5.8	5.3	4.5	3.9	3.3	3.0	2.6	2.4	2.3	2.1	2.0		
	15,000	11.3	8.0	6.6	5.8	5.2	4.5	3.8	3.3	2.9	2.5	2.3	2.2	2.0	1.9	1.8	
	20,000	11.3	8.0	6.6	5.8	5.2	4.5	3.8	3.2	2.9	2.5	2.3	2.1	2.0	1.8	1.7	1.6



# Appendix B

## Procedures Used to Derive Design Effects and Sampling Errors\*

Appendix A provided a very brief and relatively nontechnical explanation of sampling error estimates, accompanied by two tables of confidence intervals that can be used to ascertain the accuracy of most percentages reported in this volume. The present appendix is intended to provide some background concerning the strategy and rationale involved in computing these confidence intervals. It also offers guidance for those wishing to make sampling computations beyond those contained in Appendix A.

This appendix, like the first, is intended to be readable and usable by the nonstatistician. For that reason, we take the time to outline (albeit briefly) a number of relatively elementary factors involved in estimating confidence intervals.

### Factors Influencing the Size of Confidence Intervals

The most straightforward types of samples, from a statistical standpoint at least, are simple random samples. In such samples the confidence limits for a proportion are influenced by the size of the sample or subgroups being considered and also by the size of the proportion. For example, the 95 percent confidence interval for a proportion  $p$  based on a simple random sample of  $N$  cases is approximated by:  $p \pm 1.96 \sqrt{p(1-p)/N}$ . In a complex probability sample such as the present one, there are a number of other factors that influence the size of confidence limits. This section lists all of the factors that have been taken into account in calculating confidence intervals for use with the data in this volume, beginning with the most simple factors and then proceeding to the more complex.

**Number of Cases (N).** Other things being equal, the larger a sample (or subgroup within a sample), the smaller or more precise will be the confidence interval for a percentage based on that sample. One of the factors determining the size of the confidence interval is  $1/\sqrt{N}$ . Thus, for example, if all other things were equal, a sample of 400 would have confidence intervals half as large (or twice as precise) as a sample of 100, because  $1/\sqrt{400}$  is half as large as  $1/\sqrt{100}$ .

**Size of Percentage.** Other things being equal, percentage values around 50 percent have larger confidence intervals than higher or lower percentage values. This is because another of the factors determining the size of the confidence intervals is  $\sqrt{p(1-p)}$ , where  $p$  is a proportion ranging from 0 to 1.0 (or, to put it in percentage terms, the factor is  $\sqrt{x\%(100-x\%)}$ ). Thus, for example, a proportion of either 0.1 or 0.9 (a percentage of either 10 percent or 90 percent) will have a confidence interval only three-fifths as large as the confidence interval around a proportion of 0.5 (or 50 percent), because  $\sqrt{0.1(1-0.1)}$  is three-fifths as large as  $\sqrt{0.5(1-0.5)}$ .

**Design Effects in Complex Samples.** Under conditions of simple random sampling, a confidence interval can be determined solely on the basis of the number of cases and the percentage value involved. More complex samples such as the one used in the present study make use of stratification and clustering and often differential weighting of respondent scores, and these all influence sampling error. While stratification tends to heighten the precision of a sample, the effects of clustering and weighting reduce precision.

\*Appendixes A and B, which discuss estimates of sampling errors and design effects, were written when there were five questionnaire forms used in each annual survey; a sixth form was added beginning in 1989. Because we believe that there would be very little change in estimates of sampling errors, or in design effects, we have not revised these appendixes to reflect the added form.



(compared with a simple random sample of the same size). Therefore, it is not appropriate to apply the standard, simple random sampling formulas to such complex samples in order to obtain estimates of sampling errors, because they would almost always underestimate the actual sampling errors.

Methods exist for correcting for this underestimation, however. Kish (1965, p. 258) defines a correction term called the design effect (DEFF), where:

$$\text{DEFF} = \frac{\text{actual sampling variance}}{\text{expected sampling variance from a simple random sample with same number of elements}}$$

Thus, if the actual sampling variance in a complex sample is four times as large as the expected sampling variance from a simple random sample with the same number of cases, the DEFF is 4. Since confidence intervals are proportionate to the square root of variance, the confidence intervals for such a sample would be twice as large (because the square root of 4 is 2) as the confidence interval for a simple random sample with the same number of cases. A fairly simple and straightforward way of applying the concept of design effect may be to note that an increase in design effect has the same impact on precision as a reduction in the number of cases in a simple random sample. For example, a sample of 16,000 cases with a design effect of 4 would have the same degree of precision (the same size confidence intervals around various percentages) as a simple random sample of 4,000.

In principle, every different statistic resulting from a complex sample can have its own design effect, and different statistics in the same sample may have quite different design effects. However, it is not feasible to compute every design effect, nor would it be feasible to report every one. Thus, in practice, design effects are averaged across a number of statistics and these average values are used to determine the design effects for other statistics based on the sample. Sometimes a single design effect is applied to all statistics of a given type (e.g., percentages) for a given sample. In the present study, however, a rather extensive exploration of design effects revealed a number of systematic differences. These systematic differences have to do with the particular measures being examined, the subgroups involved, and the question of whether a trend over time is being considered.

The most consistent difference involves the number of cases in the group or subgroup for which the design effect is computed.

**The Relationship between Subgroup Size and Design Effects.** Kish et al. (1976) have observed that design effects tend to be smaller for subgroups than for total samples; moreover, the smaller the subgroup, the smaller the design effect is likely to be. The explanation for this widespread phenomenon is that the average number of cases in each sampling cluster is an important factor in determining the size of the design effect; and as subgroup size decreases, so does this average number of cases per cluster. This point is illustrated by several subgroups treated in the present volume—males, females, those planning four years of college, and those not planning four years of college. All (or virtually all) of the schools in the sample have both male and female students, as well as some students who plan four years of college and others who do not. Thus, each of these four subgroups is spread more or less evenly across the full number of clusters (schools). Since each of these subgroups includes roughly half of the total sample, the average number of cases per cluster is about half as large as for the total sample, and this leads to a smaller design effect than is found for the total sample. Other subgroups involving different patterns of drug use are also distributed more or less evenly across all clusters and thus are subject to the same phenomenon of smaller design effects because of the smaller number of cases per cluster.

One very important exception to the pattern of smaller design effects for subgroups involves the four geographic region subgroups presented in this volume. These subgroups do not cut across all clusters; instead, regions have been described as "segregated" subgroups, in contrast to the "cross-class" subgroups discussed above. For such segregated subgroups, the average number of cases per cluster is about the same as is found in the total sample, and thus the design effects are not lower than those for the total sample (Kish et al., 1976). Another subgroup that is in some respects similar to regional subgroups is the category of blacks. Black respondents are not found equally across high schools throughout the United States. There are, of course, regional differences in proportions of blacks, and these contribute substantially to this lack of equal distribution. In addition, there are patterns of segregation in housing that continue to be reflected in the unequal distribution of blacks in high schools.



The net effect of these several factors is that the black subgroup in our sample is “partially segregated” in a sampling sense as well as in the more usual usage of that word. For that reason, the design effects for blacks are somewhat larger than for other subgroups of approximately similar size.

Because the subgroups consisting of blacks and the four regional groups all have larger design effects than do other subgroups of the same size, it is necessary to adjust the confidence intervals for these subgroups as indicated in Appendix A. (At a later point in the present appendix we will say more about these adjustment factors.)

One other kind of “subgroup” must be noted in this discussion of the relationship between subgroup size and design effects. One-fifth of the total sample filled out each of the five separate questionnaire forms, and thus the respondents to each of these forms may be viewed as a “cross-class” subgroup of the total sample. The average cluster size for a single form is exactly 20 percent of the average cluster size for the total sample. That means, of course, that the single-form samples (which are the basis for the large majority of the data presented in this volume) are distinctly more “efficient” than the sample based on all five forms. Accordingly, single-form data have much smaller design effects (as displayed later in this appendix).

**Design Effects for Comparisons between Subgroups.** We noted above that a number of subgroups treated in this volume can be described as “cross-class” subgroups, meaning that members of the subgroup are distributed more or less evenly across sampling clusters. For these kinds of subgroups, it turns out that *comparisons* are relatively efficient, from a sampling standpoint. The technical explanation for this phenomenon is that there is a higher degree of covariance between such subgroup pairs than would be the case in a comparison of independent subgroups. Now let us offer a fairly nontechnical illustration to indicate why this is so. Suppose that a researcher interested in the use of marijuana during the senior year of high school obtained data from five high schools concerning female seniors’ marijuana use and data from five other high schools concerning male seniors’ marijuana use. Suppose that the percentage values for marijuana use during senior year were as follows:

Female seniors (five schools):

60%, 20%, 65%, 30%, 50%

Male seniors (five other schools):

40%, 80%, 25%, 70%, 60%

Even though there is a difference of 10 percentage points between males and females (if the five schools in each case are averaged), there is still so much variability among schools that one would not conclude with very much confidence that females in general are less likely than males to use marijuana during the senior year of high school. Suppose, on the other hand, that the researcher had obtained data from a total of only five schools and had obtained data concerning both male and female seniors in each school as follows:

	Females	Males
School A	60%	70%
School B	20%	25%
School C	65%	80%
School D	30%	40%
School E	50%	60%

The same group of percentages, this time based on five pairings of males and females rather than independent observations, are much more strongly suggestive of systematic differences between the sexes.

A process analogous to that illustrated above is involved when “cross-class” subgroups are compared, and the increased accuracy or sampling efficiency is reflected in relatively small sampling errors and design effects.

**Design Effects for Trends.** Thus far this discussion of factors influencing design effects and confidence intervals has focused only on groups and subgroups within a single year. But one of the central purposes of the Monitoring the Future project is to monitor trends over time; indeed, the study procedures have been standardized across years insofar as possible in order to provide the opportunity for sensitive measurement of change. One of the factors designed to produce an added degree of consistency from one year to the next is the use of each school for two data collections, which means that for any two successive years half of the sample of schools is the same. This, plus the fact that the other half of the school sample in a given year is from the same primary sampling units as the half sample it replaced, means that there is a good deal of consistency in the sampling and clustering of the sample from one year to the next. As a result, when cross-year comparisons are made (say, between 1976 and 1977), the design effects are appreciably smaller (i.e., the efficiency is greater) than if completely independent samples of schools had been drawn each year. In other words, the 1976



and 1977 samples are not independent; on the contrary, there is a considerable degree of covariance between them. A similar level of covariance occurs between any pair of adjacent-year samples (e.g., 1977 and 1978), because about half of the schools in both samples were the same. This covariance, or partial "matching," reduces the design effect for differences observed between adjacent years, compared to what they would have been with totally independent samples.

It follows from the discussion above that a trend over an interval greater than one year (e.g., a comparison between 1976 and 1978, which involves totally nonoverlapping school samples) is likely to have a design effect that is larger than that for a comparison between adjacent-year samples.

#### **Variables with Unusually Large Design Effects.**

Kish et al. (1976) stress the importance of computing sampling errors for many kinds of variables, and they point out that they have found "very wide ranges in values of sampling errors (standard errors and design effects) between diverse variables within the same survey" (p. 21). Our own experience has been that, among most variables, the variation in sampling errors and design effects seems more random than consistent, and thus we are reasonably comfortable with the use of averaging procedures (described below) in order to derive a set of general purpose tables. There are some important exceptions to the above generalization, however. Variables that are likely to be grouped according to geographical area (region and/or urbanicity), as well as variables that may differ systematically from one school to another, show much higher than usual amounts of homogeneity within sample clusters. It follows necessarily that such variables also have much higher than usual design effects. The variables in the Monitoring the Future study that seem most likely to show such high design effects tend to be grouped into the questionnaire segment dealing with background factors and educational aspirations (Section C of all questionnaire forms). These variables were excluded from the process of computing overall design effects and the confidence intervals provided in Tables A-1 and A-2. Appendix A provides a further discussion of some of these variables and offers some suggestions for adjusting the confidence interval tables to deal with them.

#### **Procedures Used in Deriving Design Effects and Tables of Confidence Intervals**

Having taken some pains to review the several

factors that can influence design effects and confidence intervals, it is now a fairly simple matter for us to summarize the steps followed to compute the tables of confidence intervals shown in Appendix A.

We were heavily influenced in this effort by the work of Kish and his colleagues (Kish, 1965; Kish et al., 1976) in two ways. First, we followed their recommendation that sampling errors be computed and averaged across a goodly number of variables and subgroups. Second, we paid particular attention to their observation that design effects tend to be smaller for subgroups than for total samples (a point discussed earlier in this appendix).

#### **Confidence Intervals for Single Percentages.**

Our procedure was to compute sampling errors and design effects for most of the variables that are common to all five forms (those in the C sections of all questionnaires and those in the B sections of Forms 2 through 5) and for every twentieth variable in the A, D, and E sections. (Form 1 was omitted because most of this form comprises drug-related items, and such items involve high proportions of missing data because respondents are instructed to skip over many questions that are not applicable to them.) Design effects were computed for each of the subgroups reported in this volume, as well as for the total sample. Design effects for each subgroup and for the total were averaged across variables for the C section material (all five forms), the B section material (drug use measures, all five forms), and the sampling of variables from the A, D, and E sections (single-form data). As noted earlier, the variables that showed unusually high levels of homogeneity within sample clusters were excluded from the C section variables when they were averaged. The 1977 data were used for this analysis. Later replication using 1976 data provided nearly identical values.

The averaging process consisted of taking a mean of the *square roots* of the design effects. Kish and his colleagues (1976) refer to the design effect as DEFF and to the square root of the design effect as DEFT; thus  $\sqrt{\text{DEFF}} = \text{DEFT}$ . We will find it useful to use this terminology in what follows. The rationale for computing means of DEFT rather than DEFF is that the former value is directly proportionate to the size of confidence intervals. A further reason for



doing so is that the values of DEFT approximate a normal distribution much more closely than do the values of DEFF, which are skewed upwards. (A comparison of mean DEFTs and median DEFTs showed them to be quite similar, something that certainly is not true of mean and median DEFFs.)

Bearing in mind that design effects tend to be smaller for subgroups than for total samples and bearing in mind also that confidence intervals are directly proportionate to DEFT and to  $\sqrt{N}$ , we plotted the mean DEFT values for the total sample and for all subgroups, in each case relating DEFT to  $\sqrt{N}$ . The results are shown in Figure B-1. Note that distinctions are made between "cross-class" and "segregated" subgroups and between mean DEFTs based on five forms and those based on single forms. (The  $\sqrt{N}$  values for the latter are, of course, much smaller.)\*

Setting aside the "segregated" subgroups (regions and blacks) for the moment, it is clear that the rest of the mean DEFTs in Figure B-1 show a very clear and consistent pattern: the higher the value of  $\sqrt{N}$ , the higher the mean DEFT. It turns out that these mean DEFT values are very closely approximated by the function  $\text{DEFT} = \sqrt{1.3 + 0.00015N}$ , as shown by the solid line in the figure. (The function can also be stated as  $\text{DEFF} = 1.3 + 0.00015N$ .) The particular parameters in that function were derived empirically, but the basic function (i.e.,  $\text{DEFT} = \sqrt{a + bN}$ ) was adapted directly from the work of Kish et al. (1976).

Given the above function that fitted the mean DEFT values for the total sample and the "cross-class" subgroups, we returned to the problem of assigning DEFT values for the "segregated" subgroups. The simplest solution was to select two adjustment factors that could be multiplied by the confidence interval values in Table A-1. These adjustment factors are shown by the dashed lines in Figure B-1; they correspond to multiplying the "standard" DEFT (solid line) by a factor of 1.1 for single-form data and by a factor of 1.33 for five-form data. These adjustments, which were selected on empirical grounds, yield design effects for the "segregated" subgroups that are approximately equal to the design effects for the total sample (treating single-form and five-form data separately, of course). This is reassuring, since Kish et al. (1976) have reported that "segregated" subgroups can in general be expected to show design effects approximately equal to the design effects for the

total sample.

After the data in Figure B-1 were plotted and the form of the main function (indicated by the solid line) was determined, DEFT values for drug use measures (material in Section B of all forms) were checked. It was found that the DEFTs for only two drug categories, alcohol and marijuana, exceeded the values indicated by the function; accordingly, adjustment factors were developed for these two drugs (1.6 and 1.35, respectively).

**Confidence Intervals for Differences between Two Percentages.** Our procedure here was directly parallel to that followed in determining confidence intervals for single percentages. DEFT values for the differences between 1977 and 1976 percentages were computed using virtually the same set of items as used earlier. Also computed were mean DEFT values for comparisons in the same year between subgroups such as males and females, those who did and did not plan to complete four years of college, blacks and whites, pairings of regions, and pairings of drug use groups. It was found that, for any given level of  $N$ , the mean DEFT values for subgroup comparisons were quite similar to the mean DEFT values for one-year trends; accordingly, all of these mean DEFTs were included in Figure B-2, which plots mean DEFTs for differences between percentages. In this figure, as in Figure B-1, the strong relationship was evident between mean DEFTs and the numbers of cases in the two groups being compared. This relationship can be very closely approximated by the function  $\text{DEFT} = \sqrt{1.3 + 0.000075N}$  (which can also be stated as  $\text{DEFF} = 1.3 + 0.000075N$ ), where  $N = 2N_1N_2/N_1 + N_2$ .

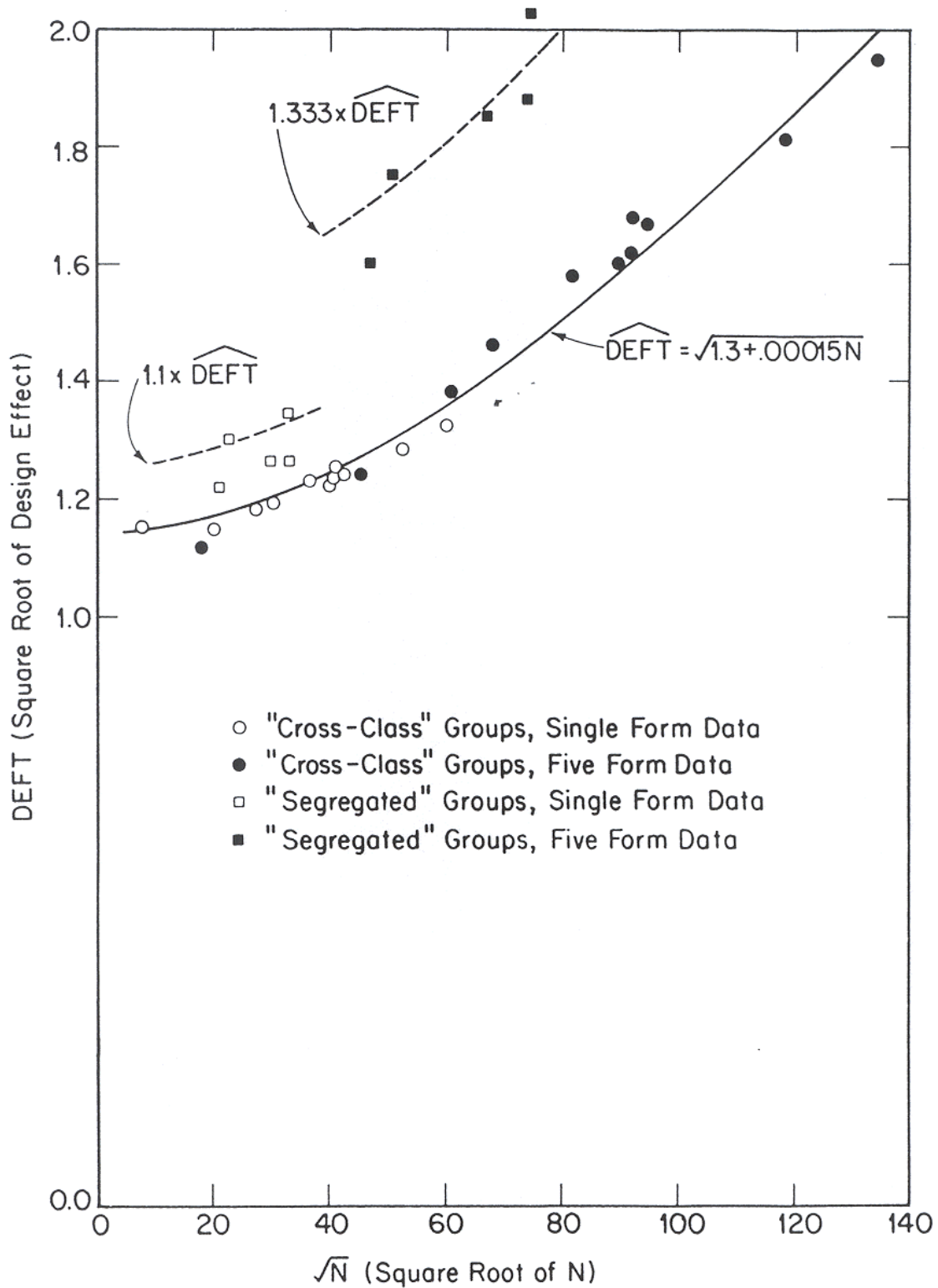
It was expected on grounds of sampling theory that, as we found earlier, the function that fit most differences between percentages would not fit differences involving regions and differences involving blacks. In fact, the data indicated that some adjustment is necessary for black-white comparisons using data from all five forms and, also, for comparisons as well as trends involving any region. We have not tried to show those adjustments in Figure B-2, but the several values involved are shown in the guidelines to Table A-2.

It was also expected on the grounds of sampling theory that trends across an interval of two or more years would show somewhat higher values of DEFT than one-year trends. It turned out that this was true only for data from all five forms; data based on one form only did not show significantly

\*The five-form data consisted of C section material, excluding those variables related to region, urbanicity, and/or socioeconomic level.

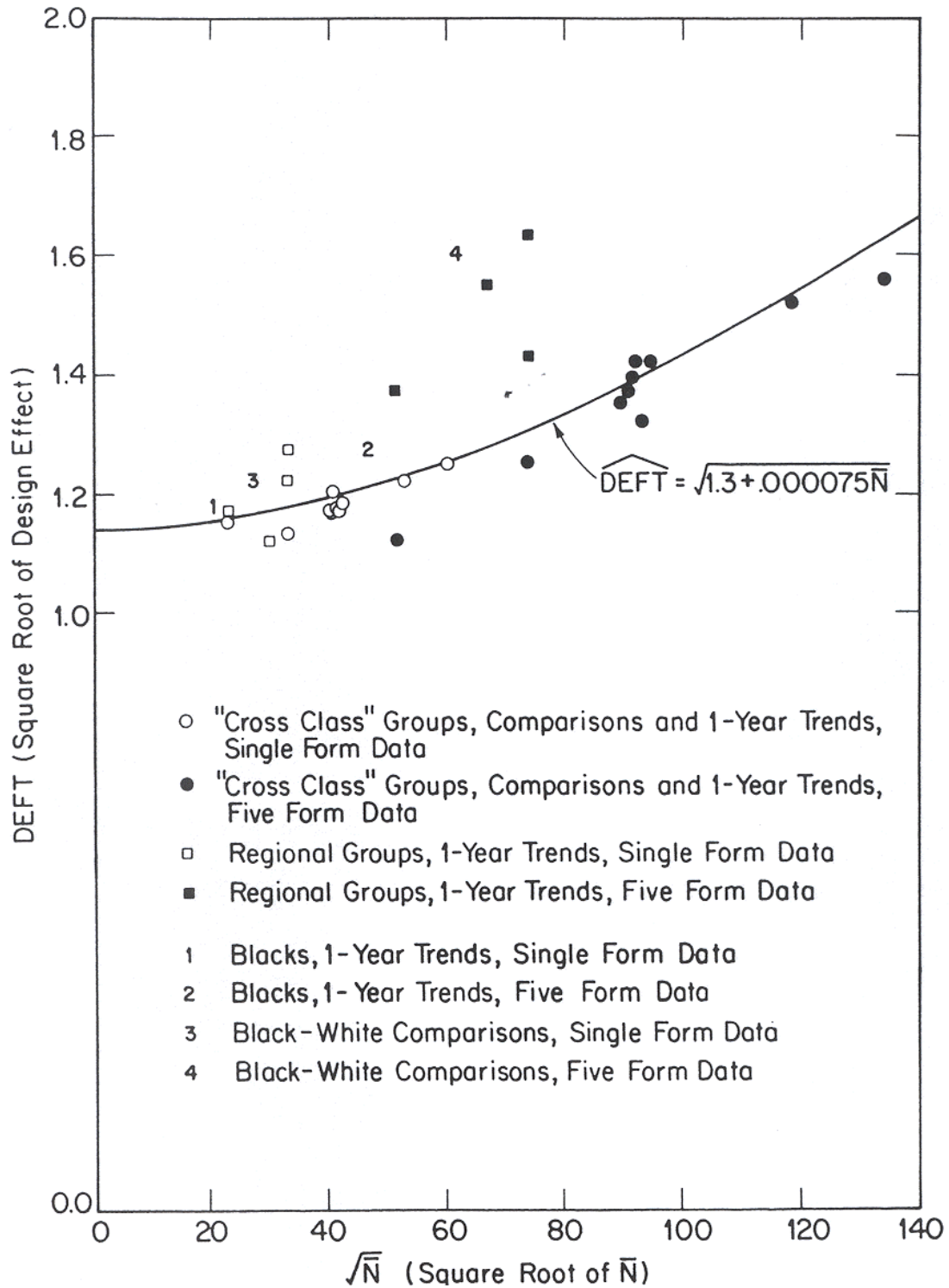


**Figure B-1**  
**Design Effects for Single Percentages**





**Figure B-2**  
**Design Effects for Differences between Percentages**





higher values. The adjustment factors for trends involving five forms over two or more years are shown in Table A-2.

**Use of Weighted Numbers of Cases in Entering Confidence Interval Tables.** We should mention in passing that the recommendations for using the tables in Appendix A indicated that *weighted N* values should be used. The computer program that generated our design effect statistics makes use of weights in calculating percentages and actual sampling variances. But in computing the DEFF ratio, defined as the actual sampling variance divided by the expected sampling variance from a simple random sample with the same number of elements, the program makes use of the *unweighted* numbers of cases to determine “the same number of elements.” Since the mean weights used in the 1975, 1976, and 1977 data tables are slightly lower than 1.0, this means that when entering the tables in Appendix A with weighted data from those years, one is being very slightly “conservative” (slightly reduced risk of a Type 1 error; slightly increased risk of a Type 2 error). It is important to realize that if one took the trouble to make corrections for this “conservatism,” the correction would rarely be as great as multiplying the Table A-1 and Table A-2 entries by a factor of about 0.95; and in the large majority of cases, the correction would involve multiplying by a factor of about 0.98. We find such discrepancies to be trivially small, particularly when compared with what Kish et al. (1976, p. 12) describe as the “heroic simplifications” required in some of the steps leading to general purpose tables of design effects and confidence intervals.

Before the 1978 data tables were produced, we had come to realize the advantages in having weighted values that averaged 1.0; accordingly, beginning with the 1978 data, the weighted *N* values in the tables do approximate the actual numbers of cases quite closely. But it was impractical to redo the 1975 through 1977 data tables to incorporate this refinement. Another alternative would have been to employ slightly different versions of Tables A-1 and A-2, containing slightly different confidence intervals for each of those three years; however, we felt that such an approach could introduce confusion when cross-year comparisons were made. Thus, we opted for the solution that seems to us to be most simple and manageable, even though it involves the slight degree of “conservatism” noted above. For readers who find this solution undesirable, we have

included Table B-1, which presents weighted and unweighted *N*s for the various subgroups for each year. Table B-1 contains *N*s for all five forms (except for 1975, which shows *N*s for Forms 2 through 5). Thus, readers who wish to avoid the slight “conservatism” (and also to be more precise for subgroups in 1978 and later whose average weight is not exactly 1.0) may determine the unweighted *N*s. Some correction for missing data should be made in this case; this can be accomplished by calculating the percentage of missing data (using the weighted *N*s from the data table and the weighted *N* from Table B-1) and adjusting the unweighted *N* accordingly. These adjusted unweighted *N*s can then be used in Appendix A.

### Further Applications of These Design Effects and Sampling Errors

One of the reasons for providing the above review of the factors influencing design effects and confidence intervals, and the procedures used in computing our confidence interval tables, is to provide sufficient background and data to permit the interested reader to go beyond the material provided in Appendix A. In this section we consider two specific extensions, the calculation of levels of “statistical significance” higher than 95 percent and the computation of means and their confidence intervals.

**Calculating Confidence Intervals for Higher Levels of Statistical Significance.** The entries contained in Tables A-1 and A-2 provide the 95 percent confidence level (also referred to as the .05 level of significance). These entries were computed by multiplying the standard error (square root of sample variance) by a factor of 1.96. The 99 percent confidence interval (.01 level of significance) uses a factor of 2.58 standard errors, and the 99.9 percent confidence interval (.001 level of significance) uses a factor of 3.29 standard errors. To convert the entries in Tables A-1 and A-2 to these higher levels, it is necessary only to multiply the entries by the appropriate constant shown below (keeping in mind that any other adjustments required in the tables must also be applied):

Confidence Interval	Significance Level	Multiply Entries in Tables A-1 and A-2 by the Following:
99.0%	.01	$2.58/1.96 = 1.32$
99.9%	.001	$3.29/1.96 = 1.68$



**Table B-1**  
**Sample Sizes (Unweighted and Weighted) in Subgroups by Year**

	Number of Cases																									
	Class of 1975*		Class of 1976		Class of 1977		Class of 1978		Class of 1979		Class of 1980		Class of 1981		Class of 1982		Class of 1983		Class of 1984		Class of 1985		Class of 1986		Class of 1987	
	Unwtd	Wtd	Unwtd	Wtd	Unwtd	Wtd	Unwtd	Wtd	Unwtd	Wtd	Unwtd	Wtd	Unwtd	Wtd	Unwtd	Wtd	Unwtd	Wtd	Unwtd	Wtd	Unwtd	Wtd	Unwtd	Wtd	Unwtd	Wtd
Total Sample	12627	12108	16678	15138	18436	15830	18924	18916	16662	16662	16524	16524	18267	18267	18348	18348	16947	16947	16499	16499	16502	16502	15713	15713	16843	16843
Sex:																										
Male	5799	5571	7999	7241	8449	7358	8603	8779	7889	7778	7935	7744	8775	8725	8979	8828	8106	8074	7653	7800	7620	7776	7231	7261	7843	7912
Female	6371	6100	7924	7257	9188	7850	9416	9266	8139	8232	7874	8078	8752	8865	8610	8788	8160	8227	8144	8029	8287	8164	7843	7855	8373	8340
Race:																										
White	**	**	12933	11796	13818	12240	14663	14847	13432	13299	12894	12846	13625	13985	13753	13887	12697	12806	12223	12337	12162	12291	11311	11713	12290	12478
Black	**	**	1806	1716	2500	1938	2205	2096	1617	1742	1939	2098	2495	2265	2203	2080	2191	2067	2281	2244	2195	1995	1901	1649	1760	1708
Region:																										
Northeast	3014	2695	4034	3570	4760	3959	4841	4607	3926	4016	4281	3877	4269	4290	4719	4741	4130	4056	3658	3387	3615	3878	3433	3720	3875	3611
North Central	3951	3832	5098	4687	5697	4758	5576	5411	5385	4874	4340	4873	5069	5484	5223	5383	4245	4784	4018	4612	4612	4516	4392	4440	4664	4489
South	3366	3857	4177	4597	4908	4820	5566	6292	4713	5055	4667	5049	5513	5600	5191	5551	5522	5434	5726	5568	5263	5028	4910	4855	5035	5431
West	2296	1724	3369	2284	3071	2294	2941	2605	2638	2717	3236	2726	3416	2893	3215	2672	3050	2673	3097	2932	3012	3079	2978	2698	3269	3313
College Plans:																										
Complete																										
4 yrs.	**	**	7963	6994	8933	7407	9264	8844	8571	8203	9191	8658	10256	9878	9851	9360	9342	9062	9114	9103	9592	9448	9655	9291	10791	10465
None or under 4 yrs.	**	**	7179	6877	7764	7048	7857	8413	6715	7063	5995	6578	6486	7008	6971	7507	6214	6555	6002	6124	5588	5770	4855	5277	4737	5135
Illicit Drug Use:																										
None	4329	4400	6532	6091	6672	5878	6400	6595	5426	5654	5322	5591	5954	6148	6157	6328	6001	6082	6124	6199	6401	6412	6491	6535	7035	7188
Marijuana only	2044	1894	3950	3457	4955	4050	5354	5214	4756	4610	4480	4357	4313	4179	4127	4040	3657	3599	3585	3529	3541	3449	3228	3125	3569	3514
Few pills	1163	1113	1942	1736	2173	1813	2329	2304	2171	2168	2150	2104	2297	2306	2449	2439	2308	2315	2198	2196	2228	2264	2147	2223	2138	2142
More pills	2157	1989	3427	2987	3857	3266	3906	3885	3622	3543	3873	3760	4972	4925	4896	4839	4333	4306	3946	3936	3737	3802	3261	3264	3501	3410
Any heroin	231	216	319	268	321	280	289	302	193	186	186	180	183	189	212	210	210	206	206	207	196	193	160	161	189	203

NOTE: The sample sizes for questions on a single form are approximately one-fifth of the Ns given above for 1975-88 and one-sixth of the Ns given above for 1989 and later.

\*The number of cases shown for 1975 is based on Forms 2 through 5 only, because the data from Form 1 are intentionally not included in tabulations based on drug and demographic items that appeared in all forms.

\*\*Missing data problems were severe for race and college plans in 1975; accordingly, these data have been excluded from all tables in the 1975 report.



**Table B-1 (continued)**

	Table 2-1 (continued)																							
	Number of Cases																							
	Class of 1988		Class of 1989		Class of 1990		Class of 1991		Class of 1992		Class of 1993		Class of 1994		Class of 1995		Class of 1996		Class of 1997		Class of 1998		Class of 1999	
	Unwtd	Wtd	Unwtd	Wtd	Unwtd	Wtd	Unwtd	Wtd	Unwtd	Wtd	Unwtd	Wtd	Unwtd	Wtd	Unwtd	Wtd	Unwtd	Wtd	Unwtd	Wtd	Unwtd	Wtd	Unwtd	Wtd
Total Sample	16795	16795	17142	17142	15676	15676	15483	15483	16251	16251	16763	16763	15929	15929	15876	15876	14823	14823	15963	15963	15780	15780	14056	14056
Sex:																								
Male	8039	7861	8387	8156	7799	7862	7625	7617	7428	7582	7484	7708	7015	7095	7211	7293	6687	6806	7215	7269	7105	7286	6410	6485
Female	8170	8342	8223	8471	7280	7241	7233	7277	8114	8053	8459	8310	8104	8075	7935	7891	7334	7261	7781	7793	7798	7618	6901	6804
Race:																								
White	12011	12051	12235	12250	11191	11410	10222	10754	10721	11029	10985	11274	10473	10786	10744	11012	9133	9890	9434	10210	9781	10280	9180	9499
Black	2156	2063	2074	2038	1567	1614	1951	1757	2527	2244	2249	2045	1789	1761	1771	1693	2221	1719	2420	2001	1947	1885	1793	1692
Region:																								
Northeast	3706	3348	3728	3305	3225	3358	3321	2862	3462	2887	3278	2848	3073	2807	3358	2881	4032	3122	3940	3405	3358	2952	3012	2572
North																								
Central	4892	4435	4352	4589	4125	4284	4184	4089	4711	4529	4667	4717	4002	4124	3476	4380	3132	3878	3639	4249	3535	3948	3352	3668
South	4712	5753	5599	6255	4946	5262	4773	5330	5105	5787	4937	5902	5166	5861	6069	5593	5146	5345	5704	5469	5682	5928	5108	5108
West	3485	3260	3463	2992	3380	2773	3205	3202	2973	3048	3881	3296	3688	3138	2973	3022	2513	2479	2680	2839	3205	2952	2584	2708
College Plans:																								
Complete																								
4 yrs.	11118	10774	11357	11108	10461	10245	10524	10402	11445	11339	11832	11731	11460	11226	11605	11396	10740	10954	11347	11226	11499	11260	10550	10344
None or under 4 yrs.	4464	4822	4560	4889	4075	4332	3879	4089	3513	3813	3491	3780	3221	3542	3043	3351	2825	2746	3094	3342	2891	3157	2570	2848
Illicit Drug Use:																								
None	7411	7606	8195	8253	7916	8006	8443	8464	9393	9441	9272	9373	8260	8395	7890	7996	6996	7101	7121	7054	7008	7024	6196	6206
Marijuana only	3688	3605	3458	3374	2975	2901	2724	2657	2578	2523	2834	2720	3001	2863	3329	3255	3402	3254	3868	3835	3865	3818	3555	3483
Few pills	2131	2133	2071	2057	1857	1872	1714	1742	1698	1757	1776	1829	1734	1762	1731	1756	1564	1654	1711	1708	1693	1710	1461	1467
More pills	3001	2896	2832	2889	2390	2380	2085	2128	1975	1974	2252	2281	2248	2259	2273	2247	2142	2149	2420	2532	2419	2443	2189	2252
Any heroin	186	186	224	222	185	194	141	141	184	199	185	187	188	185	259	250	264	263	315	320	299	301	282	283

NOTE: The sample sizes for questions on a single form are approximately one-fifth of the Ns given above for 1975-88 and one-sixth of the Ns given above for 1989 and later.



**Computing Means and Their Confidence Intervals.** Many of the questionnaire items included in this volume have ordinal response scales (e.g., agree, mostly agree, neither, mostly disagree, disagree), and it is often the case that a survey analyst will be willing to treat such scales as if they involved equal intervals. In such cases, means and standard deviations are more “efficient” in their use of information than are dichotomies that yield a single percentage or a pair of percentages (e.g., those who respond “agree” or “mostly agree” vs. all others). It is a relatively straightforward matter to compute means and standard deviations for the total sample or any of the subgroups treated in this volume. The problem, then, is to be able to specify confidence intervals for the means or for the differences between pairs of means. In the case of simple random samples, one needs only the means, standard deviations (or variances), and numbers of cases in order to compute confidence intervals. But in complex samples such as the present one, it is also necessary to take account of design effects. If an estimate of design effect is available, one of the simplest procedures to follow is to divide the actual numbers of cases by the design effect (thereby “depreciating” the actual number to its equivalent value in simple random sample terms) and then employ the standard statistical procedures that have been developed for application to simple random samples. Thus, for example, if the design effect (DEFF) for a sample of 18,000 were 4, then one could divide the 18,000 by 4 and the result, 4,500, could be entered as the value of “*N*” in statistical tables and formulas designed for use with simple random samples. To take another example, if one were comparing means based on two subgroups, each involving about 9,000 cases, and if the DEFF (for both subgroups) was 2, then one could compute the significance of the difference between the two means as if the *N* for each group were 4,500 (i.e., 9,000 divided by 2).

In short, the strategy involves dividing the actual number of cases by the appropriate DEFF in order to get a “simple random sampling equivalent *N*” or, more simply, an “effective *N*” for use in statistical procedures designed for random samples.

**Design Effects for Use in Computing “Effective *N*s.”** In order to employ the strategy outlined

above, one must have estimates of design effects that are judged to be appropriate for one’s purposes. In the case of means based on the percentages reported in this volume, we are confident (based on personal communications with Kish) that it is appropriate to use the same DEFF values as were used in developing Tables A-1 and A-2. For other, more complex statistics, we cannot make the same assertion, although it is generally the case that design effects for such statistics are not larger than those for means and percentages (Frankel, 1971; Kish and Frankel, 1970).

In Table B-2 we provide guidelines for computing DEFF values for single percentages (or means) and for differences between two percentages (or means). For reasons discussed elsewhere in this appendix, we must provide for different (and somewhat higher) DEFFs for “segregated” subgroups (regional subgroups and sometimes also blacks) and for trends over two or more years (in contrast to one-year trends). And in all instances, of course, the DEFF values are very much influenced by the average size of sampling clusters, which is always dependent on the number of cases (*N*). Accordingly, all of the design effect formulas in Table B-2 require computations that take account of *N*. (It should also be noted that the formulas in Table B-2 correspond exactly to the values of design effects and adjustment factors used in Tables A-1 and A-2 in Appendix A.)

**A Concluding Note.** In their very useful paper dealing with sampling errors for fertility surveys, Kish et al. (1976) commented that some of the methods they used “emerged after several false starts.” They went on to say that the volume and diversity of the data they were dealing with “presented new challenges and opportunities.” And they added, “Our methods are subject to further developments and modifications, and we invite participation and suggestions” (p. 10). Our own attempts to apply the methods of Kish and his colleagues to the data reported in this volume have been challenged by the diversity of the data, have involved several false starts, and, we hope, are subject to further developments and modifications. We invite readers to offer their suggestions, and we also encourage readers to inquire about further work that we and/or others may carry out during the coming months and years.



**Table B-2**  
**Guidelines for Computing Design Effects (DEFFs) for**  
**Percentages and Means Derived from Monitoring the Future Samples**

Definitions	
DEFF (design effect) = $\frac{\text{estimated sampling variance}}{\text{expected sampling variance from simple random sample with same number of elements}}$	
$N$ = number of respondents on whom a single percentage or mean is based	
$\bar{N} = 2N_1N_2/(N_1 + N_2)$ , for use in comparisons of two percentages or means, based on two groups of sizes $N_1$ and $N_2$	
Design Effect Formulas	
1. For single percentages or means involving . . .	
a. Regional subgroups or blacks	
DEFF for single-form data	$(1.3 + 0.00015N)(1.21)$
DEFF for five-form data	$(1.3 + 0.00015N)(1.78)$
b. All other subgroups or total sample	
DEFF for single-form or five-form data	$1.3 + 0.00015N$
2. For comparisons between . . .	
a. Any two regions	
DEFF for single-form data	$(1.3 + 0.000075 \bar{N})(1.32)$
DEFF for five-form data	$(1.3 + 0.000075 \bar{N})(2.25)$
b. Blacks and whites	
DEFF for single-form data	$1.3 + 0.000075 \bar{N}$
DEFF for five-form data	$(1.3 + 0.000075 \bar{N})(1.56)$
c. Genders, college plans groups, or any two "drug use" subgroups	
DEFF for single-form or five-form data	$1.3 + 0.000075 \bar{N}$
3. For one-year trends involving . . .	
a. Any region	
DEFF for single-form data	$1.3 + 0.000075 \bar{N}$
DEFF for five-form data	$(1.3 + 0.000075 \bar{N})(1.56)$
b. All other subgroups or total sample	
DEFF for single-form or five-form data	$1.3 + 0.000075 \bar{N}$
4. For trends over two or more years involving . . .	
a. Any region	
DEFF for single-form data	$1.3 + 0.000075 \bar{N}$
DEFF for five-form data	$(1.3 + 0.000075 \bar{N})(1.82)$
b. All other subgroups or total sample	
DEFF for single-form data	$1.3 + 0.000075 \bar{N}$
DEFF for five-form data	$(1.3 + 0.000075 \bar{N})(1.32)$



# Appendix C

## Questionnaire Covers, Instructions, and Sample Page



This questionnaire is part of a nationwide study of high school seniors, conducted each year by the University of Michigan's Institute for Social Research. The questions ask your opinions about a number of things--the way things are now and the way you think they ought to be in the future. In a sense, many of your answers on the questionnaire will count as "votes" on a wide range of important issues.

If this study is to be helpful, it is important that you answer each question as thoughtfully and frankly as possible. All your answers will be kept strictly confidential, and will never be seen by anyone who knows you.

This study is completely voluntary. If there is any question that you or your parents would find objectionable for any reason, just leave it blank.

In a few months, we would like to mail each of you a summary of the nationwide results from the study. Also, in about a year we would like to mail another questionnaire to some of you, asking how your plans have worked out and what's happening in your lives.

In order to include you in the mailings, we ask for your name and address on a special form at the end of this questionnaire. This form is to be torn out and handed in separately. Once the address form and the questionnaire have been separated, there is no way they can be matched again, except by using a special computer tap at the University of Michigan. The only purpose for that tape is to match a follow-up questionnaire with this one.

Other seniors have said that these questionnaires are very interesting and that they enjoy filling them out. We hope you will too. Be sure to read the instructions on the other side of this cover page before you begin to answer. Thank you very much for being an important part of this project.

INSTITUTE FOR SOCIAL RESEARCH  
THE UNIVERSITY OF MICHIGAN  
ANN ARBOR, MICHIGAN



## INSTRUCTIONS

1. This is not a test, so there are no right or wrong answers; we would like you to work fairly quickly, so that you can finish.
2. All of the questions should be answered by marking one of the answer spaces. If you don't always find an answer that fits exactly, use the one that comes closest. If any question does not apply to you, or you are not sure of what it means, just leave it blank.
3. Your answers will be read automatically by a machine called an optical mark reader. Please follow these instructions carefully:
  - Use only the black lead pencil you have been given
  - Make heavy black marks inside the circles.
  - Erase cleanly any answer you wish to change.
  - Make no other markings or comments on the answer pages, since they interfere with the automatic reading. (If you want to add a comment about any question, please use the space provided below.)

These kinds of markings  
will work: ● ● ●

These kinds of markings  
will NOT work: ○ ● ○

---

(THIS SPACE FOR WRITTEN COMMENTS)



# WHY YOUR NAME AND ADDRESS?

As we told you earlier, we'd like to send you a summary of the nationwide results of the present study, and in about a year we want to mail a shorter questionnaire to some of you. In order to include you in these follow-ups, we would like to have an address where information will be sure to reach you during the coming year.

## HOW IS CONFIDENTIALITY PROTECTED?

- The information on this page will be used ONLY for mailing, and will always be kept separate from your answers. A special Grant of Confidentiality from the U.S. government protects all information gathered in the research project.
- The questionnaire and address pages will be collected separately, sealed immediately in separate envelopes, and sent to two different sites for processing.
- Once a questionnaire and address page have been separated, there is no way they can be matched, except by using a special computer tape at the University of Michigan. That tape contains the two DIFFERENT numbers that appear on the back of this questionnaire. These numbers will be used ONLY to match a follow-up questionnaire with this one.

Before filling out this address page, please separate it from the rest of the questionnaire by FOLDING ALONG THE PERFORATED LINE AND TEARING CAREFULLY.

Please PRINT your name and the address where you can most likely be reached during the coming year.

Mr. \_\_\_\_\_  
 Miss \_\_\_\_\_  
 Ms. FIRST NAME INITIAL LAST NAME  
 Mrs. \_\_\_\_\_  
 STREET \_\_\_\_\_  
 CITY \_\_\_\_\_  
 STATE \_\_\_\_\_  
 TELEPHONE NO. ( ) - AREA \_\_\_\_\_

In case we should have trouble getting mail to you, if you move, please PRINT the name and address of one other person (with a different address than your own) who will know where to reach you in the future. (Examples of such a person: aunt or uncle, older sister or brother, or close friend.)

Mr. \_\_\_\_\_  
 Miss \_\_\_\_\_  
 Ms. FIRST NAME INITIAL LAST NAME  
 Mrs. \_\_\_\_\_  
 STREET \_\_\_\_\_  
 CITY \_\_\_\_\_  
 STATE \_\_\_\_\_  
 TELEPHONE NO. ( ) - AREA \_\_\_\_\_

THANK YOU AGAIN FOR YOUR HELP



## PART A

\* BEFORE BEGINNING BE SURE YOU HAVE  
READ THE INSTRUCTIONS ON THE COVER.

1. Taking all things together, how would you say things are these days—would you say you're very happy, pretty happy, or not too happy these days?

- ③ Very happy  
② Pretty happy  
① Not too happy

2. Some people think a lot about the social problems of the nation and the world, and about how they might be solved. Others spend little time thinking about these issues. How much do you think about such things?

- ① Never  
② Seldom  
③ Sometimes  
④ Quite often  
⑤ A great deal

3. Of all the problems facing the nation today, how often do you worry about each of the following? (Mark one circle for each line.)

- |  | Never | Seldom | Sometimes | Often |
|--|-------|--------|-----------|-------|
| a. Chance of nuclear war                   | ①     | ②      | ③         | ④     |
| b. Population growth                       | ①     | ②      | ③         | ④     |
| c. Crime and violence                      | ①     | ②      | ③         | ④     |
| d. Pollution                               | ①     | ②      | ③         | ④     |
| e. Energy shortages                        | ①     | ②      | ③         | ④     |
| f. Race relations                          | ①     | ②      | ③         | ④     |
| g. Hunger and poverty                      | ①     | ②      | ③         | ④     |
| h. Using open land for housing or industry | ①     | ②      | ③         | ④     |
| i. Urban decay                             | ①     | ②      | ③         | ④     |
| j. Economic problems                       | ①     | ②      | ③         | ④     |
| k. Drug abuse                              | ①     | ②      | ③         | ④     |

4. How well do you think your experiences and training (at home, school, work, etc.) have prepared you to be a good...

- |                        | Poorly | Not So Well | Fairly Well | Well | Very Well |
|------------------------|--------|-------------|-------------|------|-----------|
| a. ...husband or wife? | ①      | ②           | ③           | ④    | ⑤         |
| b. ...parent?          | ①      | ②           | ③           | ④    | ⑤         |
| c. ...worker on a job? | ①      | ②           | ③           | ④    | ⑤         |

5. Apart from the particular kind of work you want to do, how would you rate each of the following settings as a place to work? (Mark one circle for each line.)

- |  | Not At All Acceptable | Somewhat Acceptable | Acceptable | Desirable |
|--|-----------------------|---------------------|------------|-----------|
| a. Working in a large corporation                  | ①                     | ②                   | ③          | ④         |
| b. Working in a small business                     | ①                     | ②                   | ③          | ④         |
| c. Working in a government agency                  | ①                     | ②                   | ③          | ④         |
| d. Working in the military service                 | ①                     | ②                   | ③          | ④         |
| e. Working in a school or university               | ①                     | ②                   | ③          | ④         |
| f. Working in a police department or police agency | ①                     | ②                   | ③          | ④         |
| g. Working in a social service organization        | ①                     | ②                   | ③          | ④         |
| h. Working with a small group of partners          | ①                     | ②                   | ③          | ④         |
| i. Working on your own (self-employed)             | ①                     | ②                   | ③          | ④         |

6. If you were to get enough money to live as comfortably as you'd like for the rest of your life, would you want to work?

- ① I would want to work  
② I would not want to work



# References

- Adelson, J. (1970, January 18). What generation gap? *New York Times Magazine*, pp. 1–11.
- Adelson, J. (1979, February). Adolescence and the generation gap. *Psychology Today*, pp. 33–37.
- Bachman, J. G., & Johnston, L. D. (1978). *The Monitoring the Future project design and procedures* (Occasional Paper No. 1). Ann Arbor: Institute for Social Research, The University of Michigan.
- Bachman, J. G., Johnston, L. D., & O'Malley, P. M. (1996). *The Monitoring the Future project after twenty-two years: Design and procedures* (Occasional Paper No. 38). Ann Arbor: Institute for Social Research, The University of Michigan.
- Bachman, J. G., & O'Malley, P. M. (1981). When four months equal a year: Inconsistencies in students' reports of drug use. *Public Opinion Quarterly*, 45, 536–48.
- Bachman, J. G., & O'Malley, P. M. (1984). Yea-saying, nay-saying, and going to extremes: Are black-white differences in survey results due to response styles? *Public Opinion Quarterly*, 48, 409–27.
- Bachman, J. G., O'Malley, P. M., & Johnston, J. (1978). *Youth in transition: Vol. 6. Adolescence to adulthood—a study of change and stability in the lives of young men*. Ann Arbor: Institute for Social Research, The University of Michigan.
- Bachman, J. G., Wallace, J. M., Jr., O'Malley, P. M., Johnston, L. D., Kurth, C. L., & Neighbors, H. W. (1991). Racial/ethnic differences in smoking, drinking, and illicit drug use among American high school seniors, 1976–1989. *American Journal of Public Health*, 81, 372–77.
- Frankel, M. R. (1971). *Inference from survey samples: An empirical investigation*. Ann Arbor: Institute for Social Research, The University of Michigan.
- Hays, W. L. (1973). *Statistics for the social sciences* (2nd ed.). New York: Holt, Rinehart, & Winston.
- Johnston, L. D. (1973). *Drugs and American youth*. Ann Arbor: Institute for Social Research, The University of Michigan.
- Johnston, L. D., Bachman, J. G., & O'Malley, P. M. (1977). *Drug use among American high school students, 1975–1977*. Washington, D.C.: National Institute on Drug Abuse.
- Johnston, L. D., Bachman, J. G., & O'Malley, P. M. (1979). *Drugs and the class of 1978: Behaviors, attitudes, and recent national trends*. Washington, D.C.: National Institute on Drug Abuse.
- Johnston, L. D., Bachman, J. G., & O'Malley, P. M. (1982). *Student drug use in America, 1975–1981*. Washington, D.C.: National Institute on Drug Abuse.
- Johnston, L. D., O'Malley, P. M., & Bachman, J. G. (1984). *Drugs and American high school students, 1975–1983*. Washington, D.C.: National Institute on Drug Abuse.
- Johnston, L. D., O'Malley, P. M., & Bachman, J. G. (2000). *National survey results on drug use from the Monitoring the Future study, 1975–1999: Vol. 1. Secondary school students*. Washington, D.C.: National Institute on Drug Abuse.
- Johnston, L. D., O'Malley, P. M., Schulenberg, J., & Bachman, J. G. (1996). *The aims and objectives of the Monitoring the Future study and progress toward fulfilling them* (Occasional Paper No. 34). Ann Arbor: Institute for Social Research, The University of Michigan.
- Kish, L. (1965). *Survey sampling*. New York: John Wiley & Sons.
- Kish, L., & Frankel, M. R. (1970). Balanced repeated replication for standard errors. *Journal of the American Statistical Association*, 65, 1071–94.
- Kish, L., Groves, R. M., & Krotki, K. P. (1976). *Sampling errors for fertility surveys* (Occasional Papers Series No. 17). Voorburg, The Netherlands: International Statistical Institute.
- U.S. Bureau of the Census. (Various years). *Current population reports* (Series P-20, Educational Attainment in the United States). Washington, D.C.: U.S. Government Printing Office.
- Wallace, J. M., Jr., & Bachman, J. G. (1991). Explaining racial/ethnic differences in adolescent drug use: The



impact of background and lifestyle. *Social Problems*, 38, 333–57.

Wallace, J. M., Jr., Bachman, J. G., O'Malley, P. M., & Johnston, L. D. (1995). Racial/ethnic differences in adolescent drug use. In G. J. Botvin, S. Schinke, & M. A. Orlandi (Eds.), *Drug abuse prevention with multiethnic youth* (pp. 59–80). Beverly Hills, CA: Sage.

Wallace, J. M., Jr., & Bachman, J. G. (1993). Validity of self-reports in student-based studies on minority populations: Issues and concerns. In M. R. De La Rosa & J. L. R. Adrados (Eds.), *Drug abuse among minority youth: Advances in research and methodology* (NIDA Research Monograph No. 130, pp. 167–200). Washington, D.C.: U.S. Government Printing Office.