



monitoring the future

**questionnaire responses from the
nation's high school seniors**

1997

Lloyd D. Johnston, Jerald G. Bachman, and
Patrick M. O'Malley

monitoring the future

**questionnaire responses from the
nation's high school seniors**

1997

Lloyd D. Johnston, Jerald G. Bachman, and
Patrick M. O'Malley

Survey Research Center • Institute for Social Research
The University of Michigan
Ann Arbor, Michigan

ISSN 0190-9185

ISBN 0-87944-401-0

Library of Congress Catalog Card Number 79-640937

Copyright 2001 by the University of Michigan,
All rights reserved

Published in 2001 by:
Institute for Social Research,
The University of Michigan, Ann Arbor, Michigan

6 5 4 3 2 1

Printed in the United States of America

Table of Contents

Preface	v
Purposes of This Series of Publications	v
A Guide for the Reader	vi
Availability of Archived Data	vii
Other Publications from the Study	vii
Acknowledgments	viii
 Introduction	 1
The Need for Social Indicators	2
Research Design and Procedures	2
Reasons for Focusing on High School Seniors	2
Sampling Procedures	3
School Recruiting Procedures	4
Advance Contact with Teachers and Students	4
Questionnaire Administrations	5
Procedures for Protecting Confidentiality	5
Content Areas and Questionnaire Design	5
Representativeness and Validity	7
School Participation	7
Student Participation	7
Validity of Self-Report Data	7
Accuracy of the Sample	8
Consistency and the Measurements of Trends	8
Caveats to the Users of the Data	8
Estimation of Sampling Errors	8
Subgroup Definitions	9
Missing Data Notes	9
Characterizing Heroin Users	9
Interpreting Racial Differences	10
A Note on the Questions about Amphetamine Use	12
A Note on the Questions about Alcohol Use	12
 Descriptive Results	 13
Introduction to the Table Format and Conventions	13
Questionnaire Forms 1 through 6	16
Section C (All Forms): Demographic Variables, Family Background, etc.	16
Section B (All Forms): Drug Use	24
Questionnaire Form 1	35
Section A	35
Section B (Detailed Drug Use)	45
Section D	85

Questionnaire Form 2	95
Section A	95
Section D	109
Section E	115
Questionnaire Form 3	128
Section A	128
Section B	143
Section D	143
Section E	147
Questionnaire Form 4	156
Section A	156
Section B	169
Section D	170
Section E	178
Questionnaire Form 5	187
Section A	187
Section D	201
Section E	207
Questionnaire Form 6	218
Section A	218
Section B	229
Section D	234
Cross-Time Index of Questionnaire Items	249
Introduction to the Indexing Conventions	249
Definitions of Column Headings	249
Question Index	258
Appendices	351
Appendix A: Sampling Error Estimates and Tables	351
Appendix B: Procedures Used to Derive Design Effects and Sampling Errors	361
Appendix C: Questionnaire Covers, Instructions, and Sample Page	373
References	377
Tables	
Table 1: Sample Sizes and Student Response Rates	4
Table 2: Measurement Content Areas	6
Table 3: Subject Area Key	252
Table A-1: Confidence Intervals (95% Level) around Percentage Values	355
Table A-2: Confidence Intervals for Differences between Two Percentages (95% Confidence Level)	357
Table B-1: Sample Sizes (Unweighted and Weighted) in Subgroups by Year	369
Table B-2: Guidelines for Computing Design Effects (DEFFs) for Percentages and Means Derived from Monitoring the Future Samples	372
Figures	
Figure 1: Guide to Table Format	15
Figure 2: Guide to Cross-Time Index	251
Figure B-1: Design Effects for Single Percentages	366
Figure B-2: Design Effects for Differences Between Percentages	367

Preface

This volume is the latest in a series that presents descriptive statistical results from a national survey of young people entitled *Monitoring the Future: A Continuing Study of the Lifestyles and Values of Youth*. Each year, the study surveys a large sample of high school seniors, located in approximately 130 schools nationwide and drawn to be representative of all seniors in the coterminous United States.

The first four volumes in this series, dealing with the high school classes of 1975, 1976, 1977, and 1978, were published simultaneously early in 1980. Additional volumes appear on an annual basis. The most important contribution of this series is likely to be the opportunity it provides for the exploration of trends, a process that obviously involves the use of several different volumes. With that in mind, we have kept the format highly consistent from one volume to another, and we have developed an index (described below) that should facilitate the process of matching data across years. It should be noted that the volume presenting 1975 data is different from the others in several respects.*

Although we designed the volumes to fit together as a series, we also saw distinct advantages in having each volume able to stand alone—to be usable without reference to any of the others. For that reason, the introductory material on research design and questionnaire content, the instructions for accessing the data tables, and the appendices on sampling errors are all included in each volume. Thus, the small price we pay for making each volume self-contained is that much of the text portion is repeated each year.

Purposes of This Series of Publications

Monitoring the Future, which is conducted by the University of Michigan's Institute for Social Re-

search and receives its core funding from the National Institute on Drug Abuse, is an unusually comprehensive research project in several respects: surveys are conducted annually on an ongoing basis; the samples are large and nationally representative; and the subject matter is very broad, encompassing some 1,400 variables per year. Many people—scholars, policy makers, educators, and so on—will have an interest in the results.

The principal investigators are already writing for a number of these audiences and will continue to do so. Because of the limitations in our own time, interests, and expertise, however, there is an enormous amount of valuable information that may never be utilized if the initiative to digest and disseminate all of it must come from us alone. Further, since the project is in part a social indicator series, its value rests to a considerable degree on *timely* dissemination of the results. For these reasons, we wish to share the study's results with others in a number of fields on a rapid and regular basis. We have chosen to provide two major and complementary vehicles for doing this: (a) these annual reference volumes of descriptive results and (b) machine-readable data archives for direct analysis by others.

We believe that many potential users who would not mount the effort required to conduct computer analyses of archived data will be able to get most of what they want from these volumes of descriptive results. The user of any one of these volumes can estimate—usually with considerable accuracy—a wide variety of characteristics of the high school class described in that volume. To take just one example, the user of the 1994 volume can ascertain that 30.7 percent of seniors in the high school class of 1994 reported using marijuana at least once during the preceding year. Further, by utilizing

*The 1975 volume does not include comparison data for African American and white subgroups, nor does it include data for the subgroups who did and did not plan to complete four years of college. Also, somewhat fewer questionnaire items appear than in the other volumes. These restrictions are the result primarily of missing data problems that occurred only in the 1975 survey. In most respects, however, those seeking to compare different classes of high school seniors will find the 1975 data useful.

two or more of these volumes, the reader can describe recent trends in any such characteristic. To continue with the same example, the volume describing the high school class of 1975 indicates that 40.0 percent of these seniors reported marijuana use during the preceding year; and when that is combined with the data from the intervening years, the reader is able to discern a steady increase between 1975 and 1979 (50.8 percent of that class reported having used marijuana at least once in the preceding year) and a subsequent steady decrease, through 1992, to below the 1975 level. Since 1992, there have been increases in marijuana use. The figures for the years 1975 to 1999 are:

<u>%</u>	<u>%</u>	<u>%</u>	<u>%</u>
1975 40.0	1982 44.3	1989 29.6	1996 35.8
1976 44.5	1983 42.3	1990 27.0	1997 38.5
1977 47.6	1984 40.0	1991 23.9	1998 37.5
1978 50.2	1985 40.6	1992 21.9	1999 37.8
1979 50.8	1986 38.8	1993 26.0	
1980 48.8	1987 36.3	1994 30.7	
1981 46.1	1988 33.1	1995 34.7	

A similar examination of trends can be carried out for nearly 1,400 different variables dealing with a wide variety of subject areas (listed in Table 2 of the Introduction). A simple indexing system (described below) has been developed that makes it quite straightforward for the reader wishing to do trend analyses to locate the results for a given question for any year of the study. The index in the present volume lists the location of all items included in the surveys from 1976 onward, as well as most items included in 1975.

Analyses such as those illustrated above need not be limited to the total sample. The data provided in these volumes also permit examination of a variety of subgroups (e.g., males, females, those from different regions, and those with different levels of drug use experience).

We recognize that providing ready access to essentially undigested data carries certain risks, particularly the risk of mistaken interpretations based on inadequate controls, lack of awareness of sample limitations, etc. More than offsetting the risks, in our view, are the advantages of prompt and widespread dissemination of these nationally representative survey indicator data. Although we are unable to eliminate the risks, we hope to reduce them by providing the reader with an extensive list of caveats presented at the end of the Introduction

section. We ask all who use the data to read these caveats carefully and take them seriously.

A Guide for the Reader

This volume is divided into three main parts: (1) the introductory section, (2) the section giving the descriptive results from the current year's survey, and (3) the cross-time item reference index.

Introductory Section. The introduction contains a description of the study—its purposes, major content areas, design, field procedures, response rates, and methods of publication and data dissemination. Since most of this material remains unchanged from year to year, anyone having read another of the volumes may wish to skim this section. We do, however, suggest reviewing the caveats, located at the end of the introductory section, which deal with interpreting and extrapolating from these data.

Descriptive Results Section. In this section, all questions contained in this year's survey are presented along with percentagized frequency distributions of answers for the entire sample and for selected subgroups. The questions in this section are organized according to the number of the questionnaire form in which they were contained (Forms 1 through 5 in 1975–88 and Forms 1 through 6 in 1989 on) and according to the order in which the questions occurred. There is one important exception, however. A major segment of questions common to all forms of the questionnaire (dealing with drug use, background characteristics, and some other subjects) is presented only once, at the beginning of the Descriptive Results section, using the data from respondents on all forms.

The first portion of the Descriptive Results section contains detailed definitions of all subgroups for whom data are presented. It also describes the statistical conventions used in generating the tables.

Cross-Time Index of Questionnaire Items. Beginning with the 1982 volume, this index is ordered by subject area. (It was ordered by item reference number prior to 1982.) The index is intended to serve two purposes.

First, it should be useful in locating items dealing with a subject area of interest. The subject area key at the beginning of the cross-time item index shows the alphabetical code assigned to various subject areas (e.g., "politics" or "work and leisure").

Having selected a subject area of interest, one can then go to that section of the index to locate all questions in any of the surveys that deal with that subject. (The procedure is slightly different in volumes prior to 1982, as described in those volumes.) To locate the results for any given question in this volume, simply look in column two of the item index for its page location.

The cross-time index can also be used to determine in which other years an item was used and where to locate it. If, in reviewing the Descriptive Results section, one locates an interesting item and would like to know in which of the other annual surveys of seniors it has appeared, it may be found in the cross-time index by the unique "item reference number" within the relevant subject area. The index will indicate all years in which that same item appeared and show the questionnaire form, section, and item number for each year. This information thus can be used to decide which other volumes in this series might be of relevance; and the same item may be readily located by its reference number in the index of any other volume prior to the 1982 volume and by its subject area and reference number in any volume from 1982 on.

Sampling Appendices. Appendix A is provided for those wishing to determine the confidence limits around a percentage estimate, to test the statistical significance of an observed difference between two groups, or to test the significance of a change from one year to another. It gives the necessary procedures and tables for such tests and provides the appropriate factors by which to correct for the fact that the study makes use of a multi-stage probability sample clustered in a limited number of schools (usually about 130). Appendix B provides further detail on sample design effects and the procedures that were used to derive the sampling error estimates.

Availability of Archived Data

As was mentioned earlier, this series of volumes is complemented by an archiving of the raw data set for direct analysis by others not associated with the project. The present volumes should be a considerable help to those wishing to access the archived data since they provide a verbatim statement of items and answer categories and, also, because they include basic univariate and bivariate frequency distributions for all items, as well as the

missing data rates. The cross-time index of items contained in each of these volumes also provides an efficient way to identify the relevant variables in various content areas, as well as to determine when they were measured and their questionnaire locations. In fact, we hope that the availability of this series will not only facilitate the use of the archived data but actually stimulate interest in their use.

The individual-level data that are summarized in this and previous volumes are available from:

The Inter-university Consortium for Political and Social Research (ICPSR)
Institute for Social Research
P.O. Box 1248
Ann Arbor, MI 48106-1248

The ICPSR archive makes individual-level data available to interested investigators for analysis. A few variables have been modified or deleted to ensure that the answers of an individual respondent cannot be located through pattern recognition (i.e., using various descriptor variables in combination to make a unique identification). The changed or deleted variables include month of birth, race, and the sampling weight, which adjusts for selection probability.

Other Publications from the Study

A number of different forms of publications based on Monitoring the Future data have been developed or are being planned. One series of reports, dealing with trends in drug use and drug-related attitudes and beliefs, is being published by the National Institute on Drug Abuse. The first report in that series, *Drug Use among American High School Students, 1975-1977* (Johnston, Bachman, and O'Malley), was published in late 1977. Subsequent reports have been issued annually.* The most recent two-volume report in this series is *National Survey Results on Drug Use from the Monitoring the Future Study, 1975-1999* (Johnston, O'Malley, and Bachman). An occasional paper series has been launched by the project. It includes papers on design and methodological issues as well as special substantive analyses and early, and sometimes more detailed, drafts of articles planned for journal publication. Occasional Paper No. 38, "The Monitoring the Future Project after 22 Years: Design and Procedures" (Bachman, Johnston, and O'Malley, 1996), provides a detailed description of

*Single copies of these reports may be ordered without cost from the National Clearinghouse for Drug Abuse Information, P.O. Box 2345, Rockville, MD 20847-2345, 1-800-729-6686, e-mail info@health.org.

the study and its underlying rationale; Occasional Paper No. 34, "Aims and Objectives of the Monitoring the Future Study" (Johnston, O'Malley, Schulenberg, and Bachman, 1996) provides a description of the study's objectives.

The present series of reference volumes is being published by the Institute for Social Research. A new volume will be added to this series each year.

To request particular papers, reprints, or periodic notification of publications available from the study, write to:

Monitoring the Future, Room 2311
Institute for Social Research
P.O. Box 1248
The University of Michigan
Ann Arbor, Michigan 48106-1248
www.monitoringthefuture.org

Acknowledgments

A great many people have contributed to the launching and development of this research effort. We are indebted to a number of officials of the National Institute on Drug Abuse and the Special Action Office for Drug Abuse Prevention for their encouragement and advice at the outset—in particular, Richard Bucher, Robert DuPont, William Pollin, and Louise Richards.

Our colleagues at the Institute for Social Research and elsewhere, who shared their insights, and often their most cherished instrumentation, are too numerous to mention; but their contributions are greatly appreciated. To the former director of the Survey Research Center's Sampling Section, Irene Hess, and to her colleagues and her successor, Steven Heeringa, we owe a particular debt for the creativity of the sampling design for the study. The contributions of the SRC Field Section also have been very valuable.

Major contributions to the production of this particular volume were made by staff members Ginger Maggio, Jerome Hiniker, Jane Stanton, and Adam Burke.

The present and former members of the project staff (listed below) have, of course, contributed greatly to the building of this large and complex research series.

Finally, we would like to acknowledge the tens of thousands of high school seniors, their teachers, and their principals, whose cooperation and generous contributions of time make the Monitoring the Future project possible.

Lloyd D. Johnston
Jerald G. Bachman
Patrick M. O'Malley

Present and Former Members of the Project Staff

Donna Ando
Margaret Bailey
Dawn Bare
Ellen Berger
Mary Lou Bewley
Katherine Blatt
Mary Lea Bonucchi
Katheryn Boris
Patty Bradley
Jonathan Brenner
Philip Brenner
Marcy Breslow
Alison Bryant
Joyce Buchanan
Susan Burek
Adam Burke
Amy Corning
Elaine Cousino
William Cross
Mary Danneffell-
Mashruwala
Mary Lou Davis
Laura Decker
Mary Dempsy
William Diedrich
Robert Doljanac
Karen Donahue
Leslie Eveland
Halford Fairchild

Maureen Ferrell
Marjorie Fisher
Michael Fisher
Tyrone Forman
Randy Franzoi
Peter Freedman-Doan
Henry Freeman
Walter Gruhn
John Haeussler
Lana Harrison
Tanya Hart
James Hersey
A. Regula Herzog
Jerome Hiniker
Renee Hinkle-De Groot
Ann Impens
Jane Jibson
Pamela Kittel
Mark Krell
Zenon Kuzmyn
Karl Landis
Carol Larsen
Sally Lawson
Sharon Leech
W. Christopher Lenhardt
Margaret Libsch
Jeannette Lim
Ludmilla Litus
Jinyun Liu

A. Katheryn Loker
Regina Lumbard
Mary Lutz
Ginger Maggio
Oksana Malanchuk
Gloria Martinez
Wayne McCulloch
Timothy McDaniel
Joan McGraw
John Miller
Joy Miskowski
Caroline Mohai
Marion Morse
Jordana Muroff
Lisa Nagy
Jim Neveaux
Jeffrey Nicholls
Brian O'Keefe
Karl Palachuk
Dorothy Paulette
Susan Pauls
Timothy Perry
Crystal Pickett
Sharon Pietila
Joseph Pleck
Deborah Poinier
Judith Redmond
Barbara Renaud
Nicole Ridenour

Willard Rodgers
Don Rubinstein
Susan Saavedra
Deborah Safron
Maria Sanchez
John Schulenberg
Amy Schulz
Victor Sellinger
Tina Smith
Jane Stanton
Scott Tarry
Ann Taylor
Richard Taylor
Lynda Tolen
Lorel Vidlund
Katherine Wadsworth
John Wallace
Chuck Westrin
Marla Weyher
Kris Wiggins
Deborah Willis
Sandra Wronski
Thelma Wurzelbacher
Sheri Wynn
Shelly Yee
Daniel Zahs

Introduction

The Monitoring the Future project is designed to explore changes in many important values, behaviors, and lifestyle orientations of contemporary American youth. Two general types of tasks may be distinguished. The first is to provide a systematic and accurate *description* of the youth population of interest in a given year and to quantify the direction and rate of the changes taking place among them over time. The second task, more analytic than descriptive, involves the *explanation* of the relationships and trends observed to exist.

The task of description may be subdivided into three parts: (1) the description of static conditions (which may be accomplished through a single cross-sectional study); (2) the description of cross-cohort or, in longer time-spans, generational changes (usually accomplished using repeated cross-sections of the same age groups); and (3) the description of changes with aging (usually accomplished by means of longitudinal studies). The Monitoring the Future project has the capacity to provide each of these three types of descriptions, since it incorporates all three types of research design into a single study. (This complex design, in which multiple cohorts are followed longitudinally, has been referred to as a cohort-sequential design.)

The content of this volume exemplifies the first of these types of description in that it contains cross-sectional data on a single high school class. When the data in this volume are used in combination with data from other such volumes in the series, the nature, direction, and rates of change from one cohort of seniors to another also may be described—the type of reporting that is often

labeled as the social indicator approach. The third class of description—dealing with the maturational changes that occur during the years after high school—is not dealt with in this series of volumes but is reported in other publications from the study.*

The accurate characterization of American young people and the description of important changes occurring among them is but one class of objectives for the study. The second class of objectives involves the development of a greater understanding of what causes these young people to be as they are and why the changes being documented are occurring. An explanation will be sought through both the analysis of change at the aggregate level and at the individual level. The results of these explorations will be disseminated via the various publications discussed in the Preface.

The merging of the social indicator approach and the analysis of relationships (particularly longitudinal relationships) into a single cohort-sequential design is, in our view, synergistic: the effectiveness of the two approaches combined is greater than if the two were undertaken separately. Because the present series of volumes deals with senior year data only, our remarks here focus primarily on the project's social indicator contributions—the accurate description of high school seniors and the documentation of trends over time. It is worth noting, however, that even the limited amount of bivariate data included in the present volumes will suggest promising directions for relational analyses, many of which can be carried out using the archived data tapes from the project.

*Panels of students from each graduating class are randomly selected and followed longitudinally for 14 years. Thus it is possible to characterize the changes that seem to take place consistently with aging during the early adult years. Not only is longitudinal development in the years after high school being studied, but enough of these longitudinal panels have accumulated so that it is possible to characterize cross-sectionally most American young people aged 18 to 32 (at least the major segment of the population who completed high school—roughly 80-85 percent) and to describe the changing characteristics of that age group each year.

The Need for Social Indicators

The fundamental argument for developing social indicators is that there are considerable scientific and practical benefits derived from having accurate information about current social realities and the way those realities have been changing. For the scientific community, such indicators provide a rich set of information against which existing theory may be tested and from which new theory may be suggested. For the community at large, social indicators permit the "reality testing" of common perceptions and beliefs about the nation and its people. Past experience has demonstrated that widely held conceptions, which themselves may serve to create or exacerbate problems, can be most inaccurate. One example is the exaggerated popular conception of the size and nature of the "gap" between generations (see Adelson, 1970, 1979); another is the mistaken assumption that most young people condone the use of a variety of illegal drugs (Johnston, 1973; Johnston, O'Malley, and Bachman, 2000).

While deflating exaggerated perceptions, a continual monitoring of indicators on youth also can reveal the beginning of new problems and thus give rise to corrective efforts at a relatively early stage. For instance, most would view with concern the emergence of new types of drug use. Monitoring the Future documented and reported a sharp increase in regular marijuana use among high school seniors in the late 70s, and, as a result, more attention was paid to the issue by policy makers, the media, and the general public. The discovery of such trends may trigger more intense efforts to discover the causes, consequences, and (when appropriate) preventatives of such behaviors.

Although social indicators seldom translate directly into specific policy decisions, the availability of descriptive information can substantially enhance the decision-making capabilities of policy makers. These data provide considerable insight into the size and nature of problems, the rate of change occurring nationally and in subgroups, and, in some instances, information about related factors and even the likely impacts of major social interventions (such as changed drug laws or new incentives for recruitment into the military, to name but two). They also provide the possibility of feed-

back on the consequences of some social interventions as well as major historical events.

The particular topics included in our monitoring system are summarized later in this introduction and, of course, they are presented fully in the complete set of data tables. For present purposes, it is enough to indicate that the range of topics is very broad. This breadth is partly due to the wide interests of the principal investigators; but it also reflects our conviction that the concurrent examination of trends in a variety of areas is not only much more cost efficient but also more scientifically productive.

Research Design and Procedures*

The basic research design involves annual data collections from high school seniors during the spring of each year, beginning with the class of 1975. Each data collection takes place in approximately 130 public and private high schools selected to provide an accurate cross-section of high school seniors throughout the coterminous United States. The design also provides for the longitudinal study of a subsample from each class of participating seniors; but since the focus of this series of volumes is exclusively on the data collected annually from seniors, the follow-up procedures will not be discussed here.

Reasons for Focusing on High School Seniors.

There are several reasons for choosing the senior year of high school as an optimal point for monitoring the behaviors and attitudes of youth. One is that the completion of high school represents the end of an important developmental stage in this society, since it demarcates both the end of universal public education and, for many, the end of living in the parental home. Therefore, it is a logical point at which to take stock of the accumulated influences of these two environments on American youth.

Further, the completion of high school represents the jumping off point from which young people diverge into widely differing social environments, including college, business firms, military service, and homemaking. But these environmental transitions are not the only important changes that coincide with the end of high school. Most young men and women now reach the formal age of adulthood shortly before or after graduation; more

*A more extensive description of the research design and procedures may be found in Bachman and Johnston (1978), Bachman, Johnston, and O'Malley (1996), or Johnston, O'Malley, and Bachman (2000).

significantly, they begin to assume adult roles, including financial self-support, marriage, and parenthood.

Finally, there are some important practical advantages to building a system of data collections around samples of high school seniors. The last year of high school constitutes the final point at which a reasonably good national sample of an age-specific cohort can be drawn and studied economically. The need for systematically repeated, large-scale samples from which to make reliable estimates of change requires that considerable stress be laid on efficiency and feasibility; the present design meets those requirements.

One limitation in the design is that it does not include in the target population those young men and women who drop out of high school before graduation (or before the last few months of the senior year, to be more precise). This excludes a relatively small proportion of each age cohort—between 15 and 20 percent (U.S. Bureau of the Census, various years)—though not an unimportant segment, since we know that certain behaviors such as illicit drug use (Johnston, 1973) and delinquency (Bachman, O'Malley, and Johnston, 1978) tend to be higher than average in this group. However, the addition of a representative sample of dropouts would increase the cost of the present research enormously, because of their dispersion and generally higher level of resistance to being located and interviewed.

For the purposes of estimating characteristics of the entire age group, the omission of high school dropouts does introduce certain biases; however, their small proportion sets outer limits on the bias (Johnston, O'Malley, and Bachman, 2000, Appendix). For the purposes of estimating *changes* from one cohort of high school seniors to another, the omission of dropouts represents a problem only if different cohorts have considerably different proportions who drop out. We have no reason to expect dramatic changes in those rates for the foreseeable future, and recently published government statistics indicate a great deal of stability in dropout rates since 1970 (U.S. Bureau of the Census, various years).

Some may use our high school data to draw conclusions about changes for the entire age group. While we do not encourage such extrapolation, we

suspect that the conclusions reached often would be valid, since over 80 percent of the age group is in the surveyed segment of the population *and* we expect that changes among those not in school are very likely to parallel the changes among those who are.

Sampling Procedures. The procedure for securing a nationwide sample of high school seniors is a multi-stage one. Stage 1 is the selection of particular geographic areas, Stage 2 is the selection of one or more high schools in each area, and Stage 3 is the selection of seniors within each high school.

Stage 1: Geographic Areas. The geographic areas used in this study are the primary sampling units (PSUs) developed by the Sampling Section of the Survey Research Center for use in the center's nationwide interview studies. Because these same PSUs are used for personal interview studies by the Survey Research Center (SRC), local field representatives can be assigned to administer the data collections in practically all schools.

Stage 2: Schools. In the major metropolitan areas more than one high school is often included in the sampling design; in most other sampling areas a single high school is sampled. In all cases, the selections of high schools are made such that the probability of drawing a school is proportionate to the size of its senior class. The larger the senior class (according to recent records), the higher the selection probability assigned to the high school. When a sampled school is unwilling to participate, a replacement school as similar to it as possible is selected from the same geographic area.

Stage 3: Students. Within each selected school, up to about 400 seniors may be included in the data collection. In schools with fewer than 400 seniors, the usual procedure is to include all of them in the data collection. In larger schools, a subset of seniors is selected either by randomly sampling classrooms or by some other random method that is convenient for the school and judged to be unbiased. Sample weights are assigned to each respondent so as to take into account variations in the sizes of samples from one school to another, as well as (smaller) variations in selection probabilities occurring at the earlier stages of sampling.

The three-stage sampling procedure described above yielded the number of participating schools and students indicated in Table 1.

Table 1
Sample Sizes and Student Response Rates

Year	Number of:			Students*	Student Response Rate**
	Public Schools	Private Schools	Total Schools		
1975	111	14	125	15,791	78%
1976	108	15	123	16,678	77%
1977	108	16	124	18,436	79%
1978	111	20	131	18,924	83%
1979	111	20	131	16,662	82%
1980	107	20	127	16,524	82%
1981	109	19	128	18,267	81%
1982	116	21	137	18,348	83%
1983	112	22	134	16,947	84%
1984	117	17	134	16,499	83%
1985	115	17	132	16,502	84%
1986	113	16	129	15,713	83%
1987	117	18	135	16,843	84%
1988	113	19	132	16,795	83%
1989	111	22	133	17,142	86%
1990	114	23	137	15,676	86%
1991	117	19	136	15,483	83%
1992	120	18	138	16,251	84%
1993	121	18	139	16,763	84%
1994	119	20	139	15,929	84%
1995	120	24	144	15,876	84%
1996	118	21	139	14,824	83%
1997	125	21	146	15,963	83%
1998	124	20	144	15,780	82%
1999	124	19	143	14,056	83%

*Sample weights are assigned to each respondent to correct for unequal probabilities of selection that arise in the multi-stage sampling procedure.

**The student response rate is derived by dividing the attained sample by the target sample (both based on weighted number of cases). The target sample is based upon listings provided by schools. Since such listings may fail to take account of recent student attrition, the actual response rate may be slightly underestimated.

One other important feature of the base-year sampling procedures should be noted here. All schools (except for half of the initial 1975 sample) are asked to participate in two data collections, thereby permitting replacement of half of the total sample of schools each year. One motivation for requesting that schools participate for two years is administrative efficiency: it is a costly and time-consuming procedure to secure the cooperation of schools, and a two-year period of participation cuts down that effort substantially. Another important advantage is that whenever an appreciable shift in scores from one graduating class to the next is observed, it is possible to check whether the shift might be attributable to some differences in the newly sampled schools. This is done simply by repeating the analysis using only the 60 or so schools that participated both years. Thus far, the half-sample approach has worked quite well; and examination of drug prevalence of use data from the "matched half-samples" showed that the half-samples of repeat schools yielded drug prevalence of use trends that were virtually identical to trends based on all schools.

School Recruiting Procedures. Early during the fall semester, an initial contact is made with each sampled school. First, a letter is sent to the principal describing the study and requesting permission to survey seniors. The letter is followed by a telephone call from a project staff member, who attempts to deal with any questions or problems and (when necessary) makes arrangements to contact and seek permission from other school district officials. Basically the same procedures are followed for schools asked to participate for the second year.

Once the school's agreement to participate is obtained, arrangements are made by phone for administering the questionnaires. A specific date for the survey is mutually agreed upon and a local SRC representative is assigned to carry out the administration.

Advance Contact with Teachers and Students. The local SRC representative is instructed to visit the school two weeks ahead of the actual date of administration. This visit serves as an occasion to meet the teachers whose classes will be affected and to provide them with a brochure describing the study, a brief set of guidelines about the questionnaire administration, and a supply of flyers to be distributed to the students a week to 10 days

in advance of the questionnaire administration. The guidelines to the teachers include a suggested announcement to students at the time the flyers are distributed.

From the students' standpoint, the first information about the study usually consists of the teacher's announcement and the short descriptive flyer. In announcing the study, the teachers are asked to stress that the questionnaires used in the survey are not tests and that there are no right or wrong answers. The flyer tells students that they will be invited to participate in the study, points out that their participation is strictly voluntary, and stresses confidentiality (including a reference to the fact that the Monitoring the Future project has a special government grant of confidentiality that allows their answers to be protected). The flyer also serves as an informative document that the students can show to their parents.

Questionnaire Administrations. The questionnaire administration in each school is carried out by the local SRC representatives and their assistants, following standardized procedures detailed in a project instruction manual. The questionnaires are administered in classrooms during normal class periods whenever possible, although circumstances in some schools require the use of larger group administrations. Teachers are not asked to do anything more than introduce the SRC staff members and (in most cases) remain in the classroom to help guarantee an orderly atmosphere for the survey. Teachers are urged to avoid walking around the room, so that students may feel free to write their answers without fear of being observed.

The actual process of completing the questionnaire is quite straightforward. Respondents are given sharpened pencils and asked to use them because the questionnaires are designed for automatic scanning. Most respondents can finish within a 45-minute class period; for those who cannot, an effort is made to provide a few minutes of additional time.

Procedures for Protecting Confidentiality. In any study that relies on the voluntary reporting of drug use or other illegal acts, it is essential to develop procedures that guarantee the confidentiality of such reports. It is also desirable that these procedures be described adequately to respondents so that they are comfortable about providing honest answers.

We noted that the first information given to

students about the survey consists of a descriptive flyer stressing confidentiality and voluntary participation. This theme is repeated at the start of the questionnaire administration. Each participating student is instructed to read the message on the cover of the questionnaire, which stresses the importance and value of the study, notes that answers will be kept strictly confidential, states that the study is completely voluntary, and tells the student, "If there is any question you or your parents would find objectionable for any reason, just leave it blank." The instructions then point out that in a few months a summary of nationwide results will be mailed to all participants and also that a follow-up questionnaire will be sent to some students after a year. The cover message explains that these are the reasons for asking that name and address be written on a special form that will be removed from the questionnaire and handed in separately. The message also points out that the two different code numbers (one on the questionnaire and one on the tear-out form) cannot be matched except by a special computer tape at the University of Michigan. (The content of the inside and outside of the standard questionnaire cover, including the tear-out form, may be found in Appendix C.)

Content Areas and Questionnaire Design

Drug use and related attitudes are the topics that receive the most extensive coverage in the Monitoring the Future project; but the questionnaires also deal with a wide range of other subject areas, including attitudes about government, social institutions, race relations, changing roles for women, educational aspirations, occupational aims, and marital and family plans, as well as a variety of background and demographic factors. (Table 2 provides an outline of the 20 general subject areas into which all items are categorized in the Question Index toward the end of this volume.) Given this breadth of content, the study is not presented to respondents as a "drug use study," nor do they tend to view it as such.

Because many questions are needed to cover all of these topic areas, much of the questionnaire content is divided into different questionnaire forms that are distributed to participants in an ordered sequence. (Five forms were used in 1975-88; a sixth form was added in 1989.) This sequence

Table 2
Measurement Content Areas
 (Abbreviated Version*)

-
-
- A. Drugs.** Drug use and related attitudes and beliefs, drug availability and exposure, surrounding conditions and social meanings of drug use. Views of significant others regarding drugs.
 - B. Education.** Educational lifestyle, values, experiences, and environments.
 - C. Work and Leisure.** Vocational values, meaning of work and leisure, work and leisure activities, preferences regarding occupational characteristics and type of work setting.
 - D. Sex Roles and Family.** Values, attitudes, and expectations about marriage, family structure, sex roles, and sex discrimination.
 - E. Population Concerns.** Values and attitudes about overpopulation and birth control.
 - F. Conservation, Materialism, Equity, etc.** Values, attitudes, and expectations related to conservation, pollution, materialism, equity, and the sharing of resources. Preferences regarding type of dwelling and urbanicity.
 - G. Religion.** Religious affiliation, practices, and views.
 - H. Politics.** Political affiliation, activities, and views.
 - I. Social Change.** Values, attitudes, and expectations about social change.
 - J. Social Problems.** Concern with various social problems facing the nation and the world.
 - K. Major Social Institutions.** Confidence in and commitment to various major social institutions (business, unions, branches of government, press, organized religion, military, etc.).
 - L. Military.** Views about the armed services and the use of military force. Personal plans for military service.
 - M. Interpersonal Relationships.** Qualitative and quantitative characteristics of cross-age and peer relationships. Interpersonal conflict.
 - N. Race Relations.** Attitudes toward and experiences with other racial groups.
 - O. Concern for Others.** Concern for others, voluntary and charitable activities.
 - P. Happiness.** Happiness and life satisfaction, overall and in specific life domains.
 - Q. Other Personality Variables.** Attitudes about self (including self-esteem), locus of control, loneliness, risk-taking, trust in others, importance placed on various life goals, counterculture orientation, hostility.
 - R. Background.** Demographic and family background characteristics, living arrangements.
 - S. Deviance and Victimization.** Delinquent behaviors, driving violations and accidents (including those under the influence of drugs), victimization experiences.
 - T. Health.** Health habits, somatic symptoms, medical treatment.
-

*For a more detailed listing of measurement content areas, see Table 3.

produces five or six virtually identical subsamples. About one-third of each questionnaire form consists of key or “core” variables that are common to all forms. All demographic variables and some measures of drug use are included in this “core” set of measures. This use of the full sample for drug and demographic measures provides a more accurate estimation on these dimensions and also makes it possible to link them statistically to all of the other measures that are included in a single form only.*

Representativeness and Validity

The samples for this study are intended to be representative of high school seniors throughout the 48 coterminous states. We have already discussed the fact that this definition of the sample excludes one important portion of the age cohort: those who have dropped out of high school before nearing the end of the senior year. But given the aim of representing high school seniors, it will now be useful to consider the extent to which the obtained samples of schools and students are likely to be representative of all seniors and the degree to which the data obtained are likely to be valid.

We can distinguish at least four ways in which survey data of this sort might fall short of being fully accurate. First, some sampled schools refuse to participate, which could introduce some bias. Second, the failure to obtain questionnaire data from 100 percent of the students sampled in participating schools would also introduce bias. Third, the answers provided by participating students are open to both conscious and unconscious distortions that could reduce validity. Finally, limitations in sample size and/or design could place limits on the accuracy of estimates. Each of these issues is treated extensively elsewhere (Johnston, O’Malley, and Bachman, 1984, especially Appendices A and B), so in this section we will present only the highlights of each of those discussions.

School Participation. As noted in the description of the sampling design, schools are invited to participate in the study for a two-year period. With very few exceptions, each school that has participated for one data collection has agreed to participate for a second. Thus far, an average of about 65 percent of the schools initially invited to participate have agreed to do so each year; for each school refusal, a similar school (in terms of size, geographic area, urbanicity, etc.) was recruited as

a replacement. The selection of replacement schools almost entirely removes problems of bias in region, urbanicity, and the like that might result from certain schools refusing to participate. Other potential biases are more subtle, however. For example, if it turned out that most schools with “drug problems” refused to participate, that could seriously bias the drug estimates derived from the sample. And if any other single factor were dominant in most refusals, that also might suggest a source of serious bias. In fact, however, the reasons for schools’ refusals to participate are varied and largely a function of happenstance events of the particular year. Thus, we feel fairly confident that school refusals have not seriously biased the surveys.

Student Participation. Completed questionnaires are obtained from three-fourths to four-fifths of all students sampled. The single most important reason that students are missed is that they are absent from class at the time of data collection, and in most cases it is not workable to schedule a special follow-up data collection for them. Students with fairly high rates of absenteeism also report above-average rates of drug use; therefore, there is some degree of bias introduced by missing the absentees. That bias could be largely corrected through the use of special weighting; however, this course was not chosen because the bias in estimates (for drug use, where the potential effect was hypothesized to be the largest) was determined to be quite small and because the necessary weighting procedures would have introduced undesirable complications.

In addition to absenteeism, student nonparticipation occurs because of schedule conflicts with school trips and other activities that tend to be more frequent than usual during the final months of the senior year. Of course, some students refuse to complete or turn in the questionnaire. However, the SRC representatives in the field estimate this proportion to be only about 1 percent.

Validity of Self-Report Data. Survey measures of delinquency and of drug use depend upon respondents reporting what are, in many cases, illegal acts. Thus, a critical question is whether such self-reports are likely to be valid.

Like most studies dealing with these areas, we have no direct, objective validation of the present measures; however, the considerable amount of inferential evidence that exists strongly suggests that the self-report questions produce largely valid

*These core variables are the first ones on which data are presented in the Descriptive Results section.

data. A number of factors have given us reasonable confidence about the validity of the responses to what are presumably among the most sensitive questions in the study: a low nonresponse on the drug questions; a large proportion admitting to some illicit drug use; the consistency of findings across several years of the present study; strong evidence of construct validity (based on relationships observed between variables); a close match between our data and the findings from other studies using other methods; and the findings from several methodological studies that have used objective validation methods.*

As for others of the measures, a few have a long and venerable history—as scholars of the relevant literatures will recognize—though some of these measures have been modified to fit the present questionnaire format. Many (probably most) questions, however, have been developed specifically for this project through a careful process of question writing, pilot testing, pretesting, and question revision or elimination. Some already have been included in other publications from the study, but many have not; therefore, there currently exists little *empirical* evidence of their validity and reliability. On the other hand, the fact that virtually all results presented in this volume are based on individual items, rather than indexes or abstract concepts, should make it easy for the reader to judge the degree to which each item has “face validity” and also the degree to which there is some evidence of construct validity in the bivariate results.

Accuracy of the Sample. A sample survey never can provide the same level of accuracy as would be obtained if the entire target population were to participate in the survey—in the case of the present study, about 2.5–3.0 million seniors per year. But perfect accuracy of this sort would be extremely expensive and certainly not worthwhile considering the fact that a high level of accuracy can be provided by a carefully designed probability sample. The accuracy of the sample in this study is affected both by the size of the student sample and by the number of schools in which they are clustered. Appendix B presents a discussion of the ways in which this clustering and other aspects of the sampling design are taken into account in computing the precision or accuracy of the samples. For the purposes of this introduction, it is sufficient to note that virtually all

estimates based on the total sample have confidence intervals of ± 1.5 percentage points or smaller—sometimes considerably smaller. This means that, had we been able to invite all schools and all seniors in the 48 coterminous states to participate, the results from such a massive survey would be within an estimated 1.5 percentage points of our present sample findings at least 95 times out of 100. We consider this to be a quite high level of accuracy, one that permits the detection of fairly small trends from one year to the next.

Consistency and the Measurement of Trends.

One other point is worth noting in a discussion of the validity of our findings. The Monitoring the Future project is, by intention, a study designed to be sensitive to changes from one time to another. Accordingly, the measures and procedures have been standardized and applied consistently across each data collection. To the extent that any biases remain because of limits in school and/or student participation, and to the extent that there are distortions (lack of validity) in the responses of some students, it seems very likely that such problems will exist in much the same way from one year to the next. In other words, biases in the survey estimates should tend to be consistent from one year to another, which means that the measurement of *trends* should be affected very little by any such biases.

Caveats to Users of the Data

In attempting to understand and interpret the statistical results contained in this volume, the reader should keep in mind the several considerations discussed below.

Estimation of Sampling Errors. Appendix A provides figures that allow the reader to determine the 95 percent confidence interval around any observed percentage for both the total sample and the several subgroups for which statistics are given. Appendix A also provides tables and guidelines for testing the statistical significance of observed differences between subgroups (e.g., males vs. females) and the significance of year-to-year changes for the entire sample and for the various subgroups on any given variable. Estimates based on subgroups

*A more detailed discussion of the evidence for validity of the measures of illicit drug use may be found in Johnston et al. (2000). An analysis of inconsistencies in students' reports of monthly vs. yearly drug use is provided by Bachman and O'Malley (1981).

containing relatively few cases (e.g., those who have used heroin) will have substantially larger margins of error than those subgroups with large numbers of cases.

Subgroup Definitions. At the beginning of the Descriptive Results section there is a careful definition of each of the subgroups analyzed in this series of volumes. It is important for the reader to read these definitions so as not to be misled by the necessarily abbreviated descriptions given in the column headings of the data tables. For example, the column labeled “4-Year College Plans” includes data only for seniors who expect to graduate from a four-year college, which is only a subset of all who expect to receive some college training. To take another example, several column headings in the lifetime illicit drug use index use the term “pills”; however, these categories contain people who indicate that they used any of a number of drugs—including some that usually are not taken in pill form (e.g., cocaine and narcotics other than heroin).

Missing Data Notes. Each column of percentages for a given variable adds to 100 percent (with slight variations due to rounding), whether based on the entire sample or any one of the subgroups being described. Missing data were not included in computing these percentages, so it is up to the reader to determine whether an exceptional level of missing data exists on any given question. This can be done by comparing the weighted number of cases on which those percentages were based (given in *italics* under each percentage distribution) with the total number of weighted cases who took the questionnaire (given at the top of the same column). As would be expected, the missing data rate tends to rise modestly toward the end of each questionnaire. Occasionally there is an exceptional level of nonresponse for some other reason, the most common being that the respondent has been branched around a question or set of questions that are inappropriate for him or her. In this case, the percentages are based only on those for whom the question was appropriate *and* who answered. A footnote has been entered to help call attention to the fact that completing a particular question is contingent upon the answer on a prior question. Most such cases are contained in Form 1 of the questionnaire, which has several sets of detailed questions about drug use that are answered only by those respondents who have used a particular class of drug during the past year.

Characterizing Heroin Users. Because this

project places a special emphasis on the study of drug use, one set of columns distinguishes respondents according to the extent to which they have been involved with illicit drugs. The five drug use categories are based on an index of seriousness of involvement. The index has Guttman-like properties—that is, anyone classified at a given level is also very likely to have exhibited any drug-using behaviors that are associated with the lower levels in the index.

The most extreme category in the index is defined in terms of the respondent’s ever having used heroin during his or her lifetime. However, any interpretations made about heroin users from these data must be tempered with extreme caution, not only because the small number of cases makes estimation in a given year relatively unreliable but also because the heroin users are probably the most selectively represented of all of the subgroups presented here. Heroin users—especially continuing users—are among those most likely to drop out of high school (Johnston, 1973). Therefore, we feel that heroin users are particularly under-represented in a sample of high school seniors. Furthermore, most of those included in the study report only very occasional heroin use. Frequent users—addicts, if you will—are not well represented in these data.

Given these problems with the representation of heroin users, the readers may wonder why it was decided to present them as a separate category of drug users. There are two reasons for doing so. First, because even occasional heroin use represents such an extreme point on the continuum of drug involvement, it seems preferable that the heroin users not be mixed in with the next highest category of use (the “more pills” category). It remains quite possible, of course, for anyone to *combine* any two or more categories in the drug use continuum (by computing means of percentages weighted by the number of cases in each category); therefore, those wishing to incorporate heroin users with the next category can do so whenever they wish. The second reason for keeping them separate is that we suspect the data based on high school seniors provide some indication of the characteristics that might be found among heavier heroin users who dropped out of school. Some variables in the study are strongly correlated with the drug use continuum, and the present heroin user category provides both an end point for that

continuum and an indication of the direction (further out on the continuum) in which heavier heroin users are likely to lie.

In sum, the reporting of separate percentages for heroin users among high school seniors permits greater clarity in analyzing other levels of drug use and provides data that may be suggestive about the larger population of young heroin users. But the particular data are clearly limited and should be interpreted with these cautions in mind.

Interpreting Racial Differences. Data are given for the two largest racial/ethnic subgroups in the population—those who identify themselves as white or Caucasian and those who identify themselves as black or African American. Data are not given for the other ethnic categories (American Indians or Native American Indians, Asian Americans, Mexican Americans or Chicanos, Puerto Ricans, Cuban Americans, or other Latin Americans) since each of these groups constitutes a small proportion of the sample in any given year, which means that their small *N*s (in combination with their clustered groupings in a limited number of schools) would yield estimates that would be too unreliable. In fact, even African Americans—who constitute approximately 12 percent of each year's sample—are represented by only 269 to 425 respondents per year on any single questionnaire form. Further, because our sample is a stratified clustered sample, it yields less accuracy than would be yielded by a pure random sample of equal size (see Appendix B for details). Therefore, because of the limited number of cases, the margin of sampling error around any statistic describing African Americans is larger than for most other subgroups described in this volume.

There exists, however, a quick way to determine the replicability of any finding involving racial comparisons. Since most questions are repeated from year to year, one can readily establish the degree to which a finding is replicated by looking at the results for the same question in prior or subsequent years. Given the relatively small *N*s for African Americans, the reader is urged to seek such replication before putting much faith in the reliability of any particular racial comparison.

There are factors in addition to unreliability, however, that could be misleading in the interpretation of racial differences. Given the social importance that has been placed on various racial differences reported in the social science literature,

we would like to caution the reader to consider the various factors that could account for differences. These factors fall into three categories: differential representation in the sample, differential response tendencies, and the confounding of race with a number of other background and demographic characteristics.

Differential Representation. Census data characterizing American young people in the approximate age range of those in our sample show that somewhat lower proportions of African Americans than whites remain in school through the end of twelfth grade, though these differences have diminished appreciably in recent years. Therefore, a slightly different segment of the African American population than of the white population resides in our target population of high school seniors. Further, our samples appear to under-represent slightly those African American males who, according to census figures, are in high school at the twelfth grade level. Identified African American males constitute about 6 percent of our sample, whereas census data suggest that they should constitute around 7 percent. Therefore, it appears that we are losing more African American males from our target population than white males or females of either race. This may be due to generally poorer attendance rates on the part of some African American males and/or an unwillingness on the part of some to participate in data collections of this sort.

In sum, a smaller segment of the African American population than of the white population of high school age is represented by the data contained here. Insofar as any characteristic is associated with being a school dropout or absentee, it is likely to be somewhat disproportionately under-represented among African Americans in our sample.

Differential Response Tendencies. In examining our full range of variables, we have noted certain racial differences in response tendencies. First, the tendency to state agreement in response to agree-disagree questions is generally somewhat greater among African Americans than among whites. For example, African Americans tend to agree more with the positively worded items in our index of self-esteem, but they also tend to agree more with the negatively worded items. As it happens, that particular index has an equal number of positively and negatively worded items, so that any overall

“agreement bias” should be self-canceling when the index score is computed. Since all data in this volume are based on single items, however, group differences in agreement bias are likely to affect results on questions employing the agree–disagree format. Fortunately, most of our questions are not of that type.

We have also observed a somewhat greater than average tendency for African American respondents to select extreme answer categories on attitudinal scales. For example, even if the same proportion of African Americans as whites feel positively (or negatively) about some subject, fewer of the whites are likely to say they feel *very* positively (or *very* negatively). We do not have any ready explanations for these differences in response styles, but what seems important for our present purposes is that, in the process of interpreting racial differences, the reader should be aware that differences in response to particular questions may be related to these more general tendencies.

A somewhat separate issue in response tendency is a respondent’s willingness to answer particular questions. The missing data rate, which can be determined by dividing the number responding to a question by the number taking the questionnaire (given at the top of each page), may reflect willingness to answer particular questions. If a particular question or set of questions has a missing data rate higher than is true for the prior or subsequent questions, then presumably more respondents than usual were unwilling (or perhaps unable) to answer it. We have observed such an exaggerated missing data rate for African American males on the set of questions dealing with the respondent’s own use of illicit drugs. Clearly a respondent’s willingness to be candid on such questions depends on his or her trust of the research process and of the researchers themselves. We interpret the exaggerated missing data rates for African American males in these sections as possibly reflecting, at least in part, less trust. The reader is advised to check for exceptional levels of missing data when making comparisons on any variable in which candor is likely to be reduced by lower system trust. One bit of additional evidence related to trust in the research process is that higher proportions of African Americans than whites indicated that if they had used marijuana or heroin, they would not have been willing to report it in the survey.

Covariance with Other Factors. Some characteristics such as race are highly confounded (correlated) with

other variables—variables that may in fact explain some observed racial differences. Put another way, at the aggregate level we might observe a considerable racial difference on some characteristic, but once we control for some background characteristics such as socio-economic level or region of the country—that is, once we compare the African American respondents with whites who come from similar backgrounds—there may be no racial difference at all.

Race happens to be correlated with important background and demographic variables much more than some of the other variables dealt with here (such as the respondent’s sex). When we compare males and females in this sample, we know that observed differences between them are not likely to be explained by differences in their family backgrounds (such as the socioeconomic level of their families, the region of the country, or the size of the cities in which they grew up) because males and females on the average come from extremely similar backgrounds. A perusal of Section C of Questionnaire Forms 1 through 6, however, will illustrate that on the average the African American subgroup in this sample is quite different from the white subgroup in a number of such respects. A higher proportion of African Americans live in the South and a higher proportion grew up in families with the father and/or mother absent, and more had mothers who worked while they were growing up. A substantially higher proportion of African Americans are Baptists, and African Americans tend to attribute more importance to religion in their lives than do whites. A higher proportion of African American respondents have children, and, on the average, they are slightly older than the white sample. As was mentioned earlier, African American males are more under-represented in our sample than African American females.

We note these differences in demographic, background, and ascriptive characteristics because, in any attempt to understand *why* a racial difference exists, one would want to be able to examine the role of these covarying characteristics. It is not possible, given the amount of data contained in this volume, to “factor out” the contribution of most of these covarying characteristics when interpreting racial differences. Therefore, while the data here may provide a relatively accurate *description* of racial differences (keeping in mind our earlier cautions

about

representativeness and response style), they do not by themselves yield a great deal by way of explanation.

However, since the full data sets now reside in an archive, described in the Preface, it is possible for the reader to conduct a more in-depth exploration of observed differences—or nondifferences, for that matter. We particularly encourage readers interested in racial comparisons to make further explorations of the data in order to determine the possible role of the other variables discussed here. Users of the data are also encouraged to contact the principal investigators for information on the most recent analyses of racial differences, some of which have been published.*

Given the long list of caveats about interpreting racial differences, one might ask why we chose to publish the statistics for racial subgroups at all. After considerable deliberation among ourselves as well as with colleagues more knowledgeable in the field of race relations, we concluded that the expected benefits of making these data available (along with this cautionary discussion) outweigh the potential costs of having them misused. Unfortunately, because African Americans constitute a relatively small proportion of the American population, they constitute too small a number in most surveys to be characterized separately. Because the sample sizes in the present survey are large in comparison to most, we have at least sufficient numbers of cases to consider publishing data on African Americans separately. Further, given the iterative nature of the series, we are also able to provide checks for the replication of findings on different samples each year. While there may be some risk that findings will be taken out of context or used carelessly in ways that might tend to increase racial misunderstandings, there is substantially greater risk that valuable information concerning the races (and relative to their well-being) will be lost if it were not included here.

A Note on the Questions about Amphetamine Use. Prior to the 1982 survey, we discovered that some respondents' answers to questions on amphetamine use erroneously included use of over-the-counter, stay-awake, and diet pills, as well as some "look-alike" pills. In the 1982 survey, we

introduced some new questions on the use of amphetamines in order to make it more clear to the respondents that "look-alike" pills and over-the-counter products should be excluded. We also kept the old version of the questions in two questionnaire forms in the 1982 and 1983 surveys so that it would be possible to "splice" the trend lines resulting from the old and new questions. As a result of these changes, the reader who uses these volumes to examine trends in amphetamine use must be careful not to make inappropriate comparisons. The response distributions shown in the combined Forms 1 to 5 section (pages 28–29) from 1975 to 1981 contain the responses for Forms 1 through 5. For 1982 and 1983, that section contains two sets of responses. The first set is for Forms 1, 2, and 4 (with Form 1 double-weighted); these provide what we believe to be the best estimates of current amphetamine use and of trends from 1982 on. The second set of responses are based on Forms 3 and 5, the old versions of the questions; thus, these questions provide the best comparisons for looking at trends over time from 1975 to 1983 (although there is reason to be cautious about these trends because of the erroneous inclusion of nonamphetamines, as described above). Beginning with 1984, all forms use the new versions of the questions.

A Note on the Questions about Alcohol Use. In 1993, the question text was changed slightly in Forms 2, 5, and 6 to indicate that a "drink" meant "more than just a few sips." As a result of these changes, the reader who uses these volumes to examine trends in alcohol use must be careful not to make inappropriate comparisons. The response distributions shown in the combined forms section for 1975 to 1992 contains the responses for Forms 1 through 5 (through 1988) or 6 (beginning in 1989). For 1993, that section contains two sets of responses. The first set is for Forms 1, 3, and 4, the old versions of the questions; these questions provide the best comparisons for looking at trends over time from 1975 to 1993. The second set of responses is based on Forms 2, 5, and 6; these provide what we believe to be the best estimates of alcohol use and of trends from 1993 on. Beginning with 1994, all forms use the new versions of the questions.

*An extended analysis and discussion of African American–white differences may be found in Bachman and O'Malley (1984), Bachman, Wallace, O'Malley, Johnston, Kurth, and Neighbors (1991), Wallace and Bachman (1991), Wallace and Bachman (1993), and Wallace, Bachman, O'Malley, and Johnston (1995).

Descriptive Results

Introduction to the Table Format and Conventions

Univariate and selected bivariate percentage distributions are given in this section for all questions asked of this year's senior class. The definitions of column headings and the source of the standard content for each table are given below under the numbers indicated in Figure 1.

Definitions of Column Headings

① **Questionnaire Form.** The form from which all data on the page were derived is given here. When the designation "Forms 1-6" is used, it indicates that responses from students completing all six questionnaires have been combined; accordingly, the numbers of respondents in each column are six times as large as for questions contained in a single form only.

② **Total Sample.** Univariate percentage distributions based on the total sample of respondents are given in this column.

③ **Sex.** Percentage distributions are given separately for males (M) and females (F). Respondents with missing data on the question asking the respondent's sex (question C03) are omitted from both groups.

④ **Race.** Percentage distributions are given separately for those describing themselves as "White or Caucasian" (W) and "Black or African American" (B) in answer to question C04. Comparable columns for the other racial or ethnic groups (Mexican American or Chicano, Puerto Rican, Asian American, American Indian or Native American Indian, etc.) are not shown because of the low number of cases in each group. *Note:* See the caveats regarding the interpretation of racial differences in the Introduction section of this volume.

⑤ **Region.** Percentage distributions are given separately for respondents living in each of four mutually exclusive regions of the country. The regional classifications are based on Census categories and are defined as follows:

Northeast (NE): Census classifications of New England and Middle Atlantic states; includes Maine, New Hampshire, Vermont, Massachusetts, Rhode Island, Connecticut, New York, New Jersey, and Pennsylvania.

North Central (NC): Census classifications of East North Central and West North Central states; includes Ohio, Indiana, Illinois, Michigan, Wisconsin, Minnesota, Iowa, Missouri, North Dakota, South Dakota, Nebraska, and Kansas.

South (S): Census classifications of South Atlantic, East South Central, and West South Central states; includes Delaware, Maryland, District of Columbia, Virginia, West Virginia, North Carolina, South Carolina, Georgia, Florida, Kentucky, Tennessee, Alabama, Mississippi, Arkansas, Louisiana, Oklahoma, and Texas.

West (W): Census classifications of Mountain and Pacific states; includes Montana, Idaho, Wyoming, Colorado, New Mexico, Arizona, Utah, Nevada, Washington, Oregon, and California.

⑥ **Four-Year College Plans.** Percentage distributions are given separately for (1) respondents who indicate that they "definitely will" or "probably will" graduate from a four-year college program and (2) those who say that they "definitely won't" or "probably won't" graduate from a four-year college program, based on responses to question C21d. Respondents not answering question C21d are omitted from both columns. (A number of those who do not expect to complete a four-year college program *do* expect to get some post-secondary education, as may be seen in the tables for questions C21a and C21c.)

⑦ **Illicit Drug Use: Lifetime.** Percentage distributions are given separately for five mutually exclusive subgroups differentiated by their degree of involvement with illicit drugs. Eligibility for each category is defined below.

None: This column contains data from those respondents who indicated that they had not used marijuana at any time and did not report use of any of the following illicit drugs in their lifetime: LSD, other psychedelics, cocaine, amphetamines, tranquilizers, methaqualone, barbiturates, heroin, or other narcotics.*

Marijuana Only: This column contains data from other respondents who indicated that they had used marijuana (or hashish) but had never used any of the other illicit drugs listed above.

Few Pills: This column contains data from those respondents who indicated having used one or more of the above listed drugs (other than marijuana) but who had not used any one class of them on three or more occasions *and* who had not used heroin at all.

More Pills: This column contains data from respondents who had used any of the above listed drugs (other than marijuana) on three or more occasions but who had never used heroin.

Any Heroin: This column contains data from those respondents who indicated having used heroin on one or more occasions in their lifetime.

⑧ **N (Weighted Number of Cases).** This row contains the number of students who turned in questionnaires in each of the categories indicated by the column headings. The number of cases is stated in terms of the weighted number of respondents rather than the actual number, since all percentages in the tables have been calculated using weighted cases. The actual number of respondents generally is about 15 percent higher than the weighted number for data collected in 1975, 1976, and 1977. (A comparison of weighted and unweighted numbers is provided in Table B-1 in Appendix B.) For data collected in 1978 or later, the actual number of respondents is roughly equal to the weighted number. Weighting is used to improve the accuracy of estimates by correcting for unequal probabilities of selec-

tion that arise in the multi-stage sampling procedures.

⑨ **Percentage of Weighted Total.** This row indicates the percentage of the total number of respondents who fall into the category indicated by each column heading. Unlike all other percentages on the page, which can be summed vertically, these percentages sum horizontally. To the extent that the subcategories in a column (e.g., males and females) fail to sum to 100 percent, cases have been eliminated because of missing data on the variable in question (e.g., sex) or, in the case of race, because several subcategories have been omitted intentionally.

Table Contents

⑩ **Questions and Answers.** Each question along with its accompanying answer alternatives is presented verbatim. The alphanumeric prefix to the question indicates the section of the questionnaire in which it is located and its sequence within that section. So, for example, a prefix of B12c indicates that the item was question 12c in the B section of the questionnaire.

⑪ **Item Reference Number.** This is a unique identification number permanently assigned to each question. Any question may be located in the Question Index of the 1975-81 volumes by using this number and in the Question Index of all subsequent volumes by using this number in conjunction with the subject area code.

⑫ **Subject Area Code.** Every question has been classified into one or more subject areas; the alphanumeric code indicates the subject area (or areas) applicable to the question shown. The complete listing of subject areas is presented in Table 3 (at the beginning of the Question Index near the end of this volume). Starting with the 1982 volume, the Question Index is ordered first by subject area and then (within areas) by item reference number.

⑬ **Percentage Distribution.** Each column of numbers beside a question gives the percentage of each group (defined by the column heading) who chose each answer alternative, rounded to

*Inhalants (including the amyl and butyl nitrites) are not included in this list of illicit drugs because the relevant questions are not contained in all questionnaire forms or in all years of the study. Similarly, the use of PCP is counted only if it was reported under "other hallucinogens" use because specific questions about PCP are not included in all forms or years. This results in a few apparent inconsistencies in the tables relating the drug use index to specific questions about these drugs.

dents may be determined by subtracting this weighted number answering from the weighted number taking the questionnaire, shown at the top of the same column. Nonresponse may be due to the subject not answering the question, even though it pertains to him or her, or to the subject skipping inappropriate questions as instructed on a prior item.

⑭ Number of Weighted Cases Answering (N). The number of students in the relevant group (defined by the column heading) who answered the question is given just below the percentage distribution. The number of nonrespon-

QUESTIONNAIRE FORM 1-6 1990		TOTAL	SEX		RACE		REGION				4YR COLLEGE PLANS		ILLICIT DRUG USE: LIFETIME				
			M	F	White	Black	NE	NC	S	W	Yes	No	None	Mari- juana Only	Few Pills	More Pills	Any Her- oin
N (Weighted No. of Cases):		15676	7862	7241	11410	1614	3358	4284	5262	2773	10245	4332	8006	2901	1872	2380	194
% of Weighted Total:		100.0	50.2	46.2	72.8	10.3	21.4	27.3	33.6	17.7	65.4	27.6	51.1	18.5	11.9	15.2	1.2
These next questions ask for some back-ground information about yourself.																	
C01: In what year were you born?																	
1 Before 70		0.4	0.5	0.3	0.2	0.6	0.4	0.2	0.7	0.3	0.3	0.7	0.4	0.3	0.8	0.4	2.7
2 1970		3.2	4.0	2.0	2.0	5.4	2.4	2.4	4.7	2.6	1.8	5.5	3.2	3.3	2.7	3.0	4.4
3 1971		28.7	32.4	24.7	27.3	32.3	24.3	32.7	29.5	26.2	25.5	34.9	27.6	28.8	29.8	30.7	27.5
4 1972		66.5	62.2	71.4	69.6	60.1	71.0	64.2	64.1	69.0	71.0	58.3	67.3	66.7	66.1	65.1	64.9
5 1973		1.1	0.9	1.4	1.0	1.3	1.7	0.6	0.8	1.9	1.4	0.4	1.5	0.8	0.6	0.9	0.5
6 1974		0.1	.	.	.	0.1	.	.	.	0.1	.	.	.
7 1975		0.1
8 After 1975		0.1	0.1	.	0.1	.	.	0.1	0.1	.	0.1	.	.
Item 10 Subject R01		N 15360	7854	7239	11403	1614	3270	4230	5128	2732	10213	4309	7925	2869	1858	2347	191
C02: In what month were you born?																	
01 January		8.3	8.4	8.1	8.2	7.8	7.8	8.8	8.3	8.0	8.1	8.3	8.3	7.7	8.3	9.3	6.9
02 February		8.0	7.8	8.2	8.1	7.5	7.6	8.1	8.3	7.6	8.2	7.5	7.6	8.9	8.0	8.0	7.5
03 March		8.3	8.2	8.6	8.7	7.8	8.5	8.7	8.0	8.0	8.4	8.1	8.4	8.8	8.3	7.6	5.0
04 April		8.4	8.7	7.9	8.3	9.4	8.9	7.8	8.7	8.0	8.7	8.1	8.3	8.6	8.2	8.4	9.6
05 May		8.3	8.3	8.3	8.1	8.4	8.7	8.3	7.9	8.5	8.1	8.7	8.0	8.6	8.8	8.7	7.8
06 June		7.9	7.7	8.2	7.9	7.7	8.3	7.3	8.2	7.7	7.9	8.0	7.8	8.2	7.5	8.1	10.5
07 July		8.6	8.6	8.6	8.7	8.1	9.1	8.5	8.1	9.3	8.5	9.1	8.5	8.9	8.8	8.2	12.6
08 August		8.7	8.7	8.7	8.8	8.3	8.4	8.0	9.4	9.1	8.7	9.0	9.3	8.1	8.4	8.0	7.6
09 September		8.3	8.1	8.9	8.2	9.4	7.9	8.9	7.8	8.9	8.3	8.3	8.8	7.6	8.7	7.7	5.0
10 October		8.5	8.6	8.3	8.5	9.1	8.3	8.6	8.6	8.4	8.5	8.5	8.6	7.6	8.8	9.4	5.1
11 November		8.1	8.3	7.5	8.1	7.9	8.1	8.1	8.1	8.0	8.4	7.2	8.2	8.7	6.9	7.6	8.6
12 December		8.6	8.6	8.7	8.4	8.7	8.4	8.7	8.5	8.5	8.3	9.1	8.1	8.5	9.3	9.0	13.9
Item 20 Subject R01		N 15343	7845	7237	11393	1612	3270	4226	5120	2727	10205	4301	7919	2865	1855	2340	191
C03: What is your sex?																	
1 Male		52.1	100.0	.	52.8	45.8	53.6	51.6	51.3	52.2	51.0	52.8	50.0	54.8	52.5	53.8	65.5
2 Female		47.9	.	100.0	47.2	54.2	46.4	48.4	48.7	47.8	49.0	47.2	50.0	45.2	47.5	46.2	34.5
Item 30 Subject R01		N 15103	7862	7241	11246	1567	3229	4158	5031	2685	10081	4214	7803	2809	1832	2307	185
C04: How do you describe yourself?																	
1 American Indian		1.4	1.5	1.3	.	.	1.5	1.4	1.1	2.0	0.9	2.7	1.2	1.1	1.8	2.3	2.4
2 Black or Afro-American		10.6	9.2	11.9	.	100.0	5.4	3.4	22.9	4.8	9.5	11.2	13.8	10.2	6.3	2.8	3.3
3 Mexican American or Chicano		5.7	5.7	5.8	.	.	0.2	2.6	9.7	9.6	4.8	7.7	5.9	5.7	6.1	4.5	4.9
4 Puerto Rican or other Latin American		2.3	2.4	2.2	.	.	4.9	0.6	2.2	1.8	2.4	1.8	2.4	1.8	2.4	2.0	2.5
5 Oriental or Asian American		2.8	3.0	2.6	.	.	2.0	1.1	1.1	9.8	3.6	0.8	4.0	1.6	1.4	1.3	2.8
6 White or Caucasian		75.0	76.0	74.2	100.0	.	83.3	89.0	61.5	68.3	77.0	73.0	70.3	77.9	79.9	85.0	80.6
7 Other		2.2	2.3	2.1	.	.	2.7	1.7	1.5	3.7	1.8	2.7	2.3	1.8	2.1	2.0	3.6
Item 40 Subject R01		N 15223	7804	7166	11410	1614	3244	4200	5096	2683	10135	4279	7862	2840	1845	2318	189
C05: Where did you grow up mostly?																	
1 On a farm		5.5	5.8	5.1	6.4	2.8	1.5	7.8	6.2	5.2	4.1	8.8	6.2	3.6	5.2	5.1	6.9
2 In the country, not on a farm		14.8	14.8	19.3	11.1	13.9	11.1	13.9	20.8	9.7	11.8	22.0	16.0	11.8	14.9	14.4	10.3
3 In a small town		45.2	45.2	30.8	45.2	30.8	45.2	30.8	30.2	19.2	30.9	33.7	31.2	31.7	31.6	33.7	26.1
4 In a large town		11.1	11.1	10.2	11.1	10.2	11.1	10.2	16.4	7.2	10.6	10.6	10.3	11.8	9.7	10.0	10.0
5 In a city		7.2	7.2	6.3	7.2	6.3	7.2	6.3	6.3	6.3	9.2	5.9	7.6	9.6	9.0	9.0	9.0
6 In a city		9.6	9.6	8.5	9.6	8.5	9.6	8.5	8.5	8.5	9.2	8.5	9.2	10.0	10.0	10.0	10.0

MONITORING THE FUTURE

QUESTIONNAIRE FORM 1-6 1997	TOTAL	SEX		RACE		REGION				COLLEGE PLANS?		ILLICIT DRUG USE: LIFETIME				
		M	F	White	Black	NE	NC	S	W	Yes	No	None	Mari- juana Only	Few Pills	More Pills	Any Her- oin
<i>N (Weighted No. of Cases):</i> <i>% of Weighted Total:</i>	15963 100.0	7269 45.5	7793 48.8	10210 64.0	2001 12.5	3405 21.3	4249 26.6	5469 34.3	2839 17.8	11226 70.3	3342 20.9	7054 44.2	3835 24.0	1708 10.7	2532 15.9	320 2.0
These next questions ask for some background information about yourself.																
C01: In what year were you born?																
1. Before '76	0.2	0.2	0.1	0.1	0.5	0.3	0.2	0.2	*	0.1	0.2	0.1	0.1	0.2	0.4	0.5
2. 1976	0.4	0.4	0.3	0.1	0.7	0.5	0.4	0.4	0.1	0.2	0.6	0.4	0.4	0.4	0.2	0.3
3. 1977	3.2	4.1	2.1	2.3	5.1	3.0	3.1	3.9	2.3	1.9	6.6	3.3	2.8	2.8	3.2	5.9
4. 1978	32.6	36.4	28.9	33.1	32.1	27.6	34.3	35.7	29.7	30.6	38.3	32.2	32.2	32.7	33.3	32.1
5. 1979	62.5	58.1	67.0	63.6	59.6	67.4	61.1	58.4	66.6	65.9	53.4	62.8	63.5	62.6	61.5	59.1
6. 1980	1.1	0.8	1.5	0.7	2.0	1.2	0.8	1.3	1.2	1.2	0.8	1.1	0.9	1.2	1.3	2.1
7. 1981	*	0.1	*	0.1	0.1	-	*	0.1	0.1	*	0.1	0.1	*	0.1	*	-
8. After 1981	*	0.1	*	-	-	*	0.1	*	-	*	-	*	0.1	-	0.1	-
<i>Item 10 Subject R01</i>	<i>N 15391</i>	<i>7262</i>	<i>7789</i>	<i>10206</i>	<i>1998</i>	<i>3225</i>	<i>4122</i>	<i>5280</i>	<i>2764</i>	<i>11171</i>	<i>3309</i>	<i>6949</i>	<i>3757</i>	<i>1679</i>	<i>2452</i>	<i>315</i>
C02: In what month were you born?																
01. January	8.1	8.2	8.0	8.0	8.7	7.6	8.9	8.1	7.2	7.8	8.1	8.1	7.9	8.6	7.8	5.9
02. February	7.5	7.6	7.3	7.3	8.7	7.0	7.6	7.3	8.1	7.2	8.0	7.4	7.6	7.2	7.2	8.2
03. March	8.5	8.6	8.4	8.6	7.7	8.6	8.7	8.3	8.3	8.8	7.4	8.8	8.7	8.3	7.4	10.3
04. April	7.8	7.6	7.9	7.9	6.9	8.0	7.2	8.0	8.1	7.9	7.7	7.8	8.4	8.1	7.4	6.5
05. May	8.2	8.1	8.3	8.5	7.4	8.0	7.3	8.0	10.0	8.4	7.3	7.7	8.1	8.1	9.4	9.0
06. June	8.1	8.3	8.0	7.8	9.1	8.1	8.1	8.2	7.8	8.2	7.5	8.2	8.4	7.7	7.3	8.8
07. July	9.0	8.9	9.0	9.1	9.6	9.2	10.0	8.4	8.5	8.8	10.5	8.9	8.8	8.4	9.5	11.7
08. August	9.3	9.3	9.3	9.4	9.0	8.2	9.2	9.8	10.1	9.4	9.2	9.8	9.4	10.1	8.4	5.5
09. September	8.4	8.3	8.7	8.5	7.3	9.4	8.4	8.3	7.4	8.4	8.6	8.3	7.8	7.9	9.7	8.1
10. October	8.5	8.1	8.7	8.6	8.3	8.8	8.5	8.3	8.4	8.5	8.6	8.6	8.4	7.8	8.5	8.3
11. November	8.5	8.5	8.1	8.4	8.5	8.3	8.5	8.9	7.9	8.7	8.5	8.7	8.0	8.8	8.3	11.8
12. December	8.2	8.4	8.3	8.0	8.7	8.7	7.8	8.3	8.2	8.0	8.6	7.8	8.4	8.9	9.1	5.9
<i>Item 20 Subject R01</i>	<i>N 15334</i>	<i>7240</i>	<i>7772</i>	<i>10175</i>	<i>1996</i>	<i>3212</i>	<i>4111</i>	<i>5257</i>	<i>2754</i>	<i>11131</i>	<i>3302</i>	<i>6924</i>	<i>3750</i>	<i>1674</i>	<i>2434</i>	<i>315</i>
C03: What is your sex?																
1. Male	48.3	100.0	-	49.7	40.1	48.6	47.9	47.2	50.4	46.1	53.9	46.3	51.1	44.1	49.2	62.6
2. Female	51.7	-	100.0	50.3	59.9	51.4	52.1	52.8	49.6	53.9	46.1	53.7	48.9	55.9	50.8	37.4
<i>Item 30 Subject R01</i>	<i>N 15063</i>	<i>7269</i>	<i>7793</i>	<i>10036</i>	<i>1941</i>	<i>3171</i>	<i>4032</i>	<i>5172</i>	<i>2688</i>	<i>10986</i>	<i>3213</i>	<i>6829</i>	<i>3662</i>	<i>1635</i>	<i>2400</i>	<i>310</i>
C04: How do you describe yourself?																
2. Black or African American	13.3	10.9	15.3	-	100.0	7.2	13.9	20.3	5.8	12.8	12.0	15.6	18.1	5.8	4.3	4.4
3. Mexican American or Chicano	6.6	6.1	6.9	-	-	0.3	2.1	5.9	22.6	5.9	8.7	5.3	7.5	8.5	7.3	7.8
4. Cuban American	0.3	0.3	0.2	-	-	0.4	0.1	0.4	0.1	0.2	0.2	0.2	0.2	0.4	0.4	0.1
8. Puerto Rican	1.4	1.3	1.5	-	-	4.1	0.6	0.9	0.5	1.2	1.3	1.4	1.8	0.9	1.3	1.2
9. Other Latin American	2.2	2.2	2.3	-	-	5.1	0.1	1.4	3.4	2.1	1.5	2.5	2.1	2.7	1.5	1.4
5. Asian American	3.4	4.0	2.8	-	-	2.7	1.3	2.2	9.5	4.0	1.2	4.7	2.5	1.9	2.1	2.8
6. White (Caucasian)	67.9	70.0	66.4	100.0	-	74.3	78.8	65.0	49.4	68.7	70.4	65.6	63.4	74.1	78.4	75.0
1. American Indian (Native American Indian)	0.8	0.8	0.8	-	-	0.3	1.0	1.0	0.7	0.7	1.1	0.4	1.0	1.0	1.3	1.3
7. Other	4.1	4.3	3.9	-	-	5.4	2.1	2.9	8.1	4.3	3.4	4.3	3.4	4.5	3.5	5.9
<i>Item 40 Subject R01</i>	<i>N 15035</i>	<i>7119</i>	<i>7608</i>	<i>10210</i>	<i>2001</i>	<i>3125</i>	<i>4052</i>	<i>5215</i>	<i>2644</i>	<i>10922</i>	<i>3243</i>	<i>6822</i>	<i>3658</i>	<i>1632</i>	<i>2393</i>	<i>305</i>
C05: Where did you grow up mostly?																
1. On a farm	5.7	6.4	4.9	7.3	1.3	3.8	9.7	4.8	3.7	4.4	10.4	7.2	4.1	4.3	4.5	8.2
2. In the country, not on a farm	14.3	14.9	13.9	17.9	8.0	14.9	18.4	14.9	6.2	12.5	20.3	16.2	11.9	13.4	14.1	10.1
3. In a small city or town (under 50,000 people)	28.9	28.1	29.8	33.1	23.4	29.8	38.9	24.9	20.6	28.4	31.8	28.9	28.0	28.9	31.1	27.6
4. In a medium-sized city (50,000-100,000)	12.8	10.9	14.7	10.6	17.0	8.4	7.4	15.3	21.8	13.7	10.5	11.6	13.9	14.5	13.6	12.0
5. In a suburb of a medium-sized city	7.2	6.9	7.4	7.1	6.3	9.9	3.6	7.8	8.1	8.0	4.3	6.5	7.3	8.8	8.0	6.8
6. In a large city (100,000-500,000)	11.2	10.9	11.1	7.1	21.4	7.6	9.4	13.0	14.4	10.8	10.7	10.7	13.2	10.1	9.8	10.3
7. In a suburb of a large city	7.4	7.7	7.1	8.3	3.3	10.2	3.8	8.8	6.8	8.7	3.4	7.0	7.8	8.1	8.0	6.8
8. In a very large city (over 500,000)	7.6	8.4	6.7	3.5	16.0	8.5	6.2	6.2	11.0	7.8	5.9	7.2	8.8	6.3	6.1	12.7
9. In a suburb of a very large city	4.9	5.7	4.3	5.0	3.2	6.9	2.6	4.3	7.5	5.7	2.7	4.7	5.0	5.7	4.8	5.4
<i>Item 50 Subject R03</i>	<i>N 14134</i>	<i>6716</i>	<i>7079</i>	<i>9475</i>	<i>1816</i>	<i>2997</i>	<i>3809</i>	<i>4808</i>	<i>2520</i>	<i>10288</i>	<i>3030</i>	<i>6402</i>	<i>3455</i>	<i>1541</i>	<i>2244</i>	<i>284</i>
C06: What is your present marital status?																
1. Married	2.0	1.9	2.0	1.6	2.6	1.9	1.9	2.1	2.2	1.6	3.0	2.4	1.6	1.9	1.6	2.5
2. Engaged	6.1	4.0	8.0	5.9	5.7	4.8	7.4	6.4	5.0	4.4	11.6	4.8	6.4	6.8	8.1	10.5
3. Separated/divorced	0.8	0.8	0.6	0.5	1.4	0.9	0.7	0.7	0.8	0.7	0.8	0.5	0.8	0.6	1.2	3.7
4. Single	91.1	93.2	89.4	92.0	90.3	92.4	89.9	90.8	92.0	93.3	84.7	92.3	91.3	90.7	89.1	83.3
<i>Item 60 Subject D01, R01</i>	<i>N 15348</i>	<i>7202</i>	<i>7757</i>	<i>10174</i>	<i>1981</i>	<i>3206</i>	<i>4115</i>	<i>5263</i>	<i>2763</i>	<i>11168</i>	<i>3303</i>	<i>6918</i>	<i>3761</i>	<i>1676</i>	<i>2438</i>	<i>313</i>

* = less than .05 percent.

DESCRIPTIVE RESULTS: 1997

17

QUESTIONNAIRE FORM 1-6 1997	TOTAL	SEX		RACE		REGION				COLLEGE PLANS?		ILLICIT DRUG USE: LIFETIME				
		M	F	White	Black	NE	NC	S	W	Yes	No	None	Mari- juana Only	Few Pills	More Pills	Any Her- oin
<i>N (Weighted No. of Cases):</i>	15963	7269	7793	10210	2001	3405	4249	5469	2839	11226	3342	7054	3835	1708	2532	320
<i>% of Weighted Total:</i>	100.0	45.5	48.8	64.0	12.5	21.3	26.6	34.3	17.8	70.3	20.9	44.2	24.0	10.7	15.9	2.0
C07: How many brothers and sisters do you have? (Include step-brothers and sisters and half-brothers and sisters.)																
C07A: Older brothers and sisters																
0. None	32.3	33.3	31.6	34.4	25.0	33.6	30.2	33.0	32.7	33.9	28.6	33.8	30.7	33.9	30.0	34.3
1. One	33.1	33.8	32.6	35.0	28.5	34.1	32.6	33.5	31.9	33.6	31.7	32.6	32.9	33.9	34.5	30.6
2. Two	17.3	16.9	17.5	16.9	17.0	17.6	17.8	16.9	17.1	16.9	18.5	16.9	17.9	16.9	18.3	12.2
3. Three	8.2	7.6	8.7	7.2	11.9	7.4	9.3	7.5	8.6	7.5	10.0	8.2	8.6	7.6	7.7	7.6
4. Four	3.7	3.4	4.0	2.9	6.1	2.9	4.5	3.5	3.7	3.4	4.7	3.5	3.7	3.8	3.7	2.8
5. Five	2.1	2.1	2.2	1.5	4.2	1.7	2.6	2.1	2.0	1.9	2.6	2.1	2.2	1.9	2.3	3.6
6. Six or more	3.3	3.0	3.4	2.1	7.3	2.7	3.0	3.5	3.9	2.9	3.9	2.9	3.9	2.0	3.5	8.8
<i>Item 75 Subject R02</i>	<i>N 14282</i>	<i>6642</i>	<i>7286</i>	<i>9466</i>	<i>1821</i>	<i>2965</i>	<i>3856</i>	<i>4891</i>	<i>2570</i>	<i>10409</i>	<i>3086</i>	<i>6424</i>	<i>3511</i>	<i>1565</i>	<i>2280</i>	<i>297</i>
C07B: Younger brothers and sisters																
0. None	31.5	32.1	31.3	34.6	23.4	33.8	31.6	31.3	29.1	32.6	29.3	30.4	32.0	32.5	34.2	27.1
1. One	36.3	37.3	35.2	37.6	32.2	36.9	35.2	36.9	35.9	37.0	34.6	37.1	35.3	35.3	36.4	34.5
2. Two	18.1	17.7	18.4	17.0	19.0	17.9	17.9	17.6	19.6	17.6	19.2	18.8	18.1	17.2	17.2	15.4
3. Three	7.4	7.0	7.7	6.1	11.0	6.7	7.5	7.3	8.0	6.8	8.7	7.4	7.3	7.3	6.3	13.0
4. Four	3.3	2.8	3.7	2.6	6.3	2.2	3.7	3.4	3.6	2.9	4.0	3.1	3.3	4.2	3.1	2.2
5. Five	1.5	1.2	1.8	1.2	3.2	1.0	1.9	1.8	1.2	1.4	1.8	1.5	1.5	1.9	1.3	2.3
6. Six or more	1.9	1.9	1.9	0.9	4.9	1.4	2.2	1.6	2.5	1.7	2.3	1.7	2.5	1.5	1.5	5.3
<i>Item 76 Subject R02</i>	<i>N 14128</i>	<i>6637</i>	<i>7164</i>	<i>9356</i>	<i>1812</i>	<i>2930</i>	<i>3786</i>	<i>4867</i>	<i>2545</i>	<i>10345</i>	<i>3031</i>	<i>6416</i>	<i>3438</i>	<i>1535</i>	<i>2235</i>	<i>301</i>
C07C: Which of the following people live in the same household with you? (Mark ALL that apply.)																
A. I live alone	1.3	1.4	1.0	1.0	1.9	1.7	1.4	1.0	1.0	0.8	2.3	0.7	1.3	1.4	1.9	4.8
B. Father (or male guardian)	73.8	76.8	71.6	80.0	44.4	76.0	74.4	71.5	75.0	76.1	69.5	76.3	71.0	73.5	73.3	70.9
C. Mother (or female guardian)	89.6	89.0	90.6	91.4	85.0	91.3	88.6	89.8	89.0	91.9	84.4	91.7	88.6	88.6	88.0	82.0
D. Brother(s) and/or sister(s)	66.2	65.2	67.3	66.2	60.2	70.7	66.0	62.9	67.4	68.1	61.6	69.9	64.9	63.7	61.6	61.1
E. Grandparent(s)	5.7	5.7	5.7	4.4	9.2	6.4	4.3	6.3	6.0	5.7	6.2	5.5	6.1	5.8	5.5	7.4
F. My husband/wife	1.0	0.8	1.1	0.8	0.8	0.6	1.1	1.1	0.7	0.6	2.0	1.1	0.7	0.8	0.8	2.4
G. My children	2.1	0.7	3.5	1.1	6.5	0.9	2.6	2.8	1.7	1.4	4.1	2.1	2.5	1.5	1.3	6.5
H. Other relative(s)	5.7	5.0	6.4	3.1	11.8	4.5	4.8	6.0	8.1	5.5	6.4	5.2	6.7	5.2	6.1	6.0
I. Non-relative(s)	4.4	3.4	5.4	4.6	3.3	4.3	4.6	4.2	4.7	3.5	7.3	2.7	5.1	5.4	6.3	14.1
<i>Item 80-160 Subject R03</i>	<i>N 15289</i>	<i>7180</i>	<i>7742</i>	<i>10146</i>	<i>1977</i>	<i>3184</i>	<i>4100</i>	<i>5245</i>	<i>2759</i>	<i>11141</i>	<i>3310</i>	<i>6907</i>	<i>3730</i>	<i>1671</i>	<i>2434</i>	<i>312</i>
The next three questions ask about your parents. If you were raised mostly by foster parents, step-parents, or others, answer for them. For example, if you have both a step-father and a natural father, answer for the one that was most important in raising you.																
C08: What is the highest level of schooling your father completed?																
1. Completed grade school or less	4.0	3.5	4.4	1.7	3.4	3.3	2.5	3.9	7.1	3.5	5.2	4.5	3.3	3.6	3.2	7.0
2. Some high school	9.1	8.2	9.6	7.9	9.6	8.4	9.3	10.3	7.1	6.7	16.0	8.0	9.4	11.4	9.5	7.6
3. Completed high school	28.1	26.9	29.0	28.8	32.7	28.9	36.7	24.9	20.3	25.0	38.3	28.7	27.1	27.5	27.4	33.5
4. Some college	17.0	17.5	16.7	17.7	17.7	14.7	18.1	16.5	19.0	17.6	15.2	16.4	17.9	17.2	18.0	14.0
5. Completed college	20.6	21.9	19.6	23.2	15.3	23.0	19.0	20.0	21.6	23.4	12.4	21.3	20.5	21.2	19.0	21.0
6. Graduate or professional school after college	14.9	15.8	14.2	17.0	6.5	16.5	7.4	18.4	17.4	18.7	3.4	14.7	14.4	14.8	17.4	13.0
7. Don't know, or does not apply	6.4	6.3	6.4	3.7	14.8	5.3	7.1	5.9	7.6	5.1	9.5	6.4	7.5	4.4	5.6	4.0
<i>Item 310 Subject R02</i>	<i>N 15272</i>	<i>7157</i>	<i>7726</i>	<i>10137</i>	<i>1960</i>	<i>3162</i>	<i>4101</i>	<i>5243</i>	<i>2765</i>	<i>11177</i>	<i>3316</i>	<i>6888</i>	<i>3735</i>	<i>1666</i>	<i>2435</i>	<i>309</i>
C09: What is the highest level of schooling your mother completed?																
1. Completed grade school or less	3.6	2.9	4.1	1.1	2.3	3.2	2.1	3.1	7.3	3.3	4.3	4.2	2.8	3.0	3.3	3.9
2. Some high school	8.7	7.5	9.7	6.7	11.0	6.6	8.7	9.9	9.0	6.2	16.1	7.9	8.5	11.2	8.6	10.8
3. Completed high school	30.2	30.1	30.1	31.6	29.4	31.7	37.9	26.7	23.5	27.2	39.6	31.0	30.2	28.0	29.3	31.1
4. Some college	19.4	18.3	20.5	20.1	22.5	16.7	20.2	19.6	20.8	20.5	16.3	19.1	19.8	21.0	19.2	19.4
5. Completed college	23.3	25.3	21.7	25.9	20.8	24.7	21.8	24.5	21.8	26.2	14.8	23.4	23.4	23.4	24.1	18.5
6. Graduate or professional school after college	11.9	12.4	11.5	12.9	9.8	14.6	6.8	13.8	12.5	14.3	4.1	11.2	12.3	11.0	13.6	13.1
7. Don't know, or does not apply	2.9	3.5	2.4	1.7	4.1	2.5	2.5	2.4	5.1	2.3	4.7	3.2	3.0	2.4	2.0	3.3
<i>Item 320 Subject R02</i>	<i>N 15264</i>	<i>7153</i>	<i>7729</i>	<i>10133</i>	<i>1967</i>	<i>3161</i>	<i>4097</i>	<i>5237</i>	<i>2768</i>	<i>11183</i>	<i>3315</i>	<i>6889</i>	<i>3734</i>	<i>1666</i>	<i>2431</i>	<i>309</i>

MONITORING THE FUTURE

QUESTIONNAIRE FORM 1-6 1997	TOTAL	SEX		RACE		REGION				COLLEGE PLANS?		ILLICIT DRUG USE: LIFETIME				
		M	F	White	Black	NE	NC	S	W	Yes	No	None	Mari- juana Only	Few Pills	More Pills	Any Her- oin
<i>N (Weighted No. of Cases):</i> <i>% of Weighted Total:</i>	15963 100.0	7269 45.5	7793 48.8	10210 64.0	2001 12.5	3405 21.3	4249 26.6	5469 34.3	2839 17.8	11226 70.3	3342 20.9	7054 44.2	3835 24.0	1708 10.7	2532 15.9	320 2.0
C10: Did your mother have a paid job (half-time or more) during the time you were growing up?																
1. No	16.9	17.9	16.0	17.7	8.8	16.4	15.4	17.1	19.2	17.5	15.1	18.4	14.8	17.2	15.4	20.1
2. Yes, some of the time when I was growing up	22.9	23.3	22.5	25.0	13.7	23.5	22.1	21.9	25.0	22.5	24.6	22.4	21.8	23.7	25.3	19.2
3. Yes, most of the time	18.5	18.7	18.1	18.6	16.4	20.9	18.5	17.1	18.4	18.0	19.6	17.7	17.5	19.7	21.2	19.8
4. Yes, all or nearly all of the time	41.8	40.0	43.4	38.7	61.1	39.1	43.9	43.9	37.5	42.1	40.7	41.5	45.8	39.3	38.1	40.9
<i>Item 330 Subject R02</i>	<i>N 15194</i>	<i>7121</i>	<i>7691</i>	<i>10103</i>	<i>1948</i>	<i>3141</i>	<i>4084</i>	<i>5215</i>	<i>2754</i>	<i>11151</i>	<i>3305</i>	<i>6853</i>	<i>3715</i>	<i>1664</i>	<i>2422</i>	<i>307</i>
C11: How would you describe your political preference?																
1. Strongly Republican	8.2	10.8	5.7	10.1	3.3	5.1	8.8	10.6	6.4	8.4	7.6	9.6	6.3	7.0	6.7	11.6
2. Mildly Republican	11.8	13.3	10.6	14.4	3.1	8.6	11.4	14.0	12.0	13.2	7.6	12.7	11.2	12.5	10.6	9.9
3. Mildly Democrat	13.5	13.5	13.7	12.4	16.1	14.1	12.0	13.3	15.6	14.6	10.0	13.4	15.2	14.7	11.2	10.1
4. Strongly Democrat	10.0	8.0	11.7	6.4	28.4	8.9	8.9	12.1	8.6	10.4	7.9	10.7	11.1	6.9	8.3	6.9
5. Independent	9.9	10.6	9.2	10.3	7.1	13.4	9.5	9.0	8.3	9.7	10.8	8.6	9.1	9.1	14.2	18.5
6. No preference	19.5	21.7	17.5	20.4	14.3	19.9	22.4	17.7	18.4	18.8	22.1	18.7	20.0	20.2	20.9	22.0
7. Other	1.8	2.6	1.0	1.8	0.7	2.5	1.8	1.4	1.8	1.7	2.0	1.2	1.4	2.7	3.4	4.4
8. Don't know, haven't decided	25.2	19.5	30.6	24.1	27.0	27.5	25.2	21.9	28.8	23.2	32.0	25.1	25.8	26.8	24.8	16.7
<i>Item 340 Subject H01</i>	<i>N 14637</i>	<i>6867</i>	<i>7416</i>	<i>9926</i>	<i>1766</i>	<i>3057</i>	<i>3950</i>	<i>4964</i>	<i>2666</i>	<i>10875</i>	<i>3110</i>	<i>6595</i>	<i>3576</i>	<i>1612</i>	<i>2349</i>	<i>296</i>
C12: How would you describe your political beliefs?																
1. Very conservative	4.5	5.5	3.4	4.5	5.8	2.7	5.0	5.5	3.6	4.5	4.2	5.7	3.5	2.4	3.2	5.2
2. Conservative	11.0	12.8	9.3	12.1	8.5	7.7	11.9	12.5	10.3	11.9	7.8	13.0	9.6	9.6	8.7	8.8
3. Moderate	24.8	24.6	24.9	25.4	24.6	22.9	23.6	26.6	25.4	26.4	20.6	25.9	25.7	26.5	20.8	13.6
4. Liberal	15.4	13.9	16.9	14.7	14.0	18.3	12.6	15.0	16.8	16.9	10.1	13.6	16.6	16.4	18.2	17.9
5. Very liberal	4.6	4.1	5.2	4.9	3.4	5.6	2.9	5.2	4.9	5.1	3.0	3.2	4.3	5.7	7.5	9.9
6. Radical	3.1	4.9	1.3	3.3	1.1	3.6	3.7	2.2	3.0	2.7	4.0	1.6	2.2	3.1	6.5	16.6
8. None of the above, or don't know	36.8	34.3	39.0	35.1	42.5	39.2	40.2	32.9	36.1	32.5	50.2	37.1	38.1	36.4	35.1	28.0
<i>Item 350 Subject H01</i>	<i>N 15101</i>	<i>7081</i>	<i>7644</i>	<i>10063</i>	<i>1924</i>	<i>3108</i>	<i>4080</i>	<i>5162</i>	<i>2750</i>	<i>11133</i>	<i>3281</i>	<i>6806</i>	<i>3703</i>	<i>1651</i>	<i>2406</i>	<i>303</i>
C13: The next three questions are about religion.																
C13A: What is your religious preference? (NOTE: This question was omitted in the questionnaires administered in California, beginning in 1997, due to state requirements.)																
01. Baptist	19.6	17.9	21.1	15.1	55.5	6.3	15.7	33.3	9.6	18.7	22.5	22.5	19.8	16.2	13.7	11.2
02. Churches of Christ	6.7	7.0	6.3	6.2	8.8	5.1	7.6	6.9	7.1	5.9	8.6	6.6	7.0	7.2	6.3	5.8
03. Disciples of Christ	0.4	0.4	0.4	0.4	0.5	0.1	0.6	0.4	0.4	0.4	0.3	0.4	0.4	0.2	0.5	-
04. Episcopal	2.0	2.0	1.9	2.4	1.3	1.8	0.4	3.5	1.0	2.4	0.6	1.9	2.2	1.8	2.0	2.3
05. Lutheran	4.5	4.5	4.7	6.3	0.6	2.6	8.4	2.6	4.7	4.7	4.1	4.9	4.1	4.4	4.8	3.0
06. Methodist	6.8	6.9	6.7	8.2	5.4	3.8	9.2	7.7	2.9	7.4	5.5	7.7	6.1	6.6	6.0	3.0
07. Presbyterian	2.6	2.3	3.0	3.1	0.6	1.7	2.1	3.5	2.4	3.0	1.4	2.6	2.6	2.2	3.1	1.7
08. United Church of Christ	0.8	0.9	0.7	1.1	0.2	0.9	1.5	0.2	0.9	0.8	0.9	1.0	1.0	0.3	0.5	1.3
09. Other Protestant	3.1	3.0	3.1	3.7	1.2	4.2	3.5	2.1	3.1	3.1	3.1	3.6	2.6	2.0	3.4	0.7
10. Unitarian	0.2	0.2	0.3	0.3	-	0.2	-	0.5	-	0.3	0.1	0.1	0.4	0.1	0.6	0.7
11. Roman Catholic	24.3	22.3	26.3	24.7	3.5	39.7	23.7	14.8	27.4	25.7	19.8	23.1	25.0	27.8	25.9	22.4
12. Eastern Orthodox	0.4	0.6	0.3	0.4	0.2	0.8	0.2	0.4	0.5	0.6	0.2	0.4	0.5	0.5	0.3	0.8
13. Jewish	1.7	2.0	1.5	2.2	0.2	4.7	0.4	1.1	0.9	2.1	0.5	1.3	2.3	2.3	1.5	2.3
14. Latter Day Saints	0.7	0.8	0.7	0.9	*	0.1	0.4	0.8	2.9	0.7	0.8	1.0	0.5	0.8	0.3	-
15. Muslim/Moslem	0.7	0.8	0.5	0.1	1.6	1.0	0.5	0.6	0.5	0.7	0.4	0.8	0.7	0.6	0.3	0.2
16. Buddhist	0.9	1.1	0.6	0.4	0.4	1.0	0.8	0.5	2.1	0.8	0.6	0.8	0.5	0.4	1.2	5.0
17. Other religion	7.5	6.8	8.2	6.2	9.3	6.2	7.7	7.7	9.4	6.9	9.0	8.2	6.6	8.1	6.5	9.2
18. None	16.9	20.5	13.7	18.2	10.8	19.8	16.9	13.3	24.2	15.6	21.5	13.2	18.0	18.5	23.0	30.6
<i>Item 360 Subject G</i>	<i>N 13602</i>	<i>6263</i>	<i>7013</i>	<i>9423</i>	<i>1887</i>	<i>3103</i>	<i>4026</i>	<i>5155</i>	<i>1317</i>	<i>9913</i>	<i>3068</i>	<i>6209</i>	<i>3298</i>	<i>1463</i>	<i>2157</i>	<i>269</i>
C13B: How often do you attend religious services? (NOTE: This question was omitted in the questionnaires administered in California, beginning in 1997, due to state requirements.)																
1. Never	15.5	18.2	13.2	16.9	8.5	19.8	14.7	12.2	21.0	13.8	20.9	11.6	16.1	16.3	22.9	31.4
2. Rarely	37.0	37.4	36.2	38.0	32.6	42.5	37.5	33.6	35.3	35.3	42.3	31.1	41.9	42.4	42.4	38.0
3. Once or twice a month	17.0	16.3	17.7	16.5	19.0	15.1	18.0	17.6	16.0	17.8	14.7	17.4	17.8	16.2	15.6	12.6
4. About once a week or more	30.5	28.2	32.9	28.6	40.0	22.5	29.8	36.6	27.7	33.2	22.1	39.8	24.2	25.1	19.1	18.1
<i>Item 370 Subject G</i>	<i>N 13760</i>	<i>6335</i>	<i>7087</i>	<i>9515</i>	<i>1909</i>	<i>3138</i>	<i>4082</i>	<i>5197</i>	<i>1343</i>	<i>10020</i>	<i>3103</i>	<i>6270</i>	<i>3348</i>	<i>1473</i>	<i>2179</i>	<i>274</i>

* = less than .05 percent.

DESCRIPTIVE RESULTS: 1997

19

QUESTIONNAIRE FORM 1-6 1997	TOTAL	SEX		RACE		REGION				COLLEGE PLANS?		ILLICIT DRUG USE: LIFETIME				
		M	F	White	Black	NE	NC	S	W	Yes	No	None	Mari- juana Only	Few Pills	More Pills	Any Her- oin
<i>N (Weighted No. of Cases):</i>	15963	7269	7793	10210	2001	3405	4249	5469	2839	11226	3342	7054	3835	1708	2532	320
<i>% of Weighted Total:</i>	100.0	45.5	48.8	64.0	12.5	21.3	26.6	34.3	17.8	70.3	20.9	44.2	24.0	10.7	15.9	2.0
C13C: How important is religion in your life? (NOTE: This question was omitted in the questionnaires administered in California, beginning in 1997, due to state requirements.)																
1. Not important	15.1	19.4	11.3	17.5	5.8	22.1	14.4	10.2	19.6	14.0	18.5	10.9	16.2	16.2	22.1	33.8
2. A little important	26.1	26.6	25.6	29.6	12.3	32.4	29.2	20.9	22.5	25.4	28.5	22.8	27.0	30.9	31.7	26.0
3. Pretty important	28.7	27.8	29.5	28.5	27.2	26.4	28.4	31.0	25.5	29.2	28.1	28.4	30.6	30.8	25.5	21.8
4. Very important	30.1	26.2	33.6	24.4	54.7	19.1	28.0	37.9	32.4	31.4	24.9	37.9	26.2	22.1	20.7	18.5
<i>Item 380 Subject G</i>	<i>N 13751</i>	<i>6328</i>	<i>7083</i>	<i>9507</i>	<i>1905</i>	<i>3133</i>	<i>4079</i>	<i>5196</i>	<i>1343</i>	<i>10011</i>	<i>3109</i>	<i>6272</i>	<i>3346</i>	<i>1471</i>	<i>2177</i>	<i>274</i>
C14: When are you most likely to graduate from high school?																
1. By this June	98.2	97.5	99.0	98.9	96.8	98.4	98.3	98.2	97.6	99.1	95.7	98.9	97.9	98.0	97.4	93.4
2. July to January	1.4	1.8	0.9	0.9	2.5	1.1	1.4	1.5	1.5	0.8	3.2	0.8	1.6	1.9	1.9	3.0
3. After next January	-	-	-	-	-	-	-	-	-	-	-	-	-	-	-	-
6. Don't expect to graduate	0.4	0.8	0.1	0.2	0.6	0.5	0.3	0.3	0.9	0.2	1.1	0.3	0.5	0.2	0.7	3.6
<i>Item 390 Subject B01</i>	<i>N 15161</i>	<i>7085</i>	<i>7671</i>	<i>10077</i>	<i>1931</i>	<i>3130</i>	<i>4090</i>	<i>5185</i>	<i>2756</i>	<i>11185</i>	<i>3327</i>	<i>6854</i>	<i>3707</i>	<i>1646</i>	<i>2407</i>	<i>305</i>
C15: Which of the following best describes your present high school program?																
1. Academic or college prep	54.1	51.5	57.3	56.6	50.8	60.4	47.1	57.6	51.0	65.5	19.0	59.6	53.0	52.2	44.9	42.3
2. General	30.1	30.4	29.4	29.9	27.1	25.7	32.9	28.1	34.5	25.3	44.6	25.7	31.1	33.1	37.4	37.6
3. Vocational, technical, or commercial	8.8	10.4	7.2	8.0	13.6	8.3	13.1	7.6	5.2	4.5	22.3	7.8	9.0	8.6	10.3	11.9
4. Other, or don't know	7.0	7.7	6.1	5.5	8.4	5.6	6.9	6.7	9.3	4.7	14.2	6.8	6.9	6.1	7.3	8.2
<i>Item 400 Subject B01</i>	<i>N 15053</i>	<i>7043</i>	<i>7615</i>	<i>10022</i>	<i>1913</i>	<i>3099</i>	<i>4053</i>	<i>5150</i>	<i>2752</i>	<i>11132</i>	<i>3316</i>	<i>6802</i>	<i>3684</i>	<i>1645</i>	<i>2386</i>	<i>303</i>
C16: Compared with others your age throughout the country, how do you rate yourself on school ability?																
1. Far below average	1.0	1.2	0.5	0.6	1.4	0.9	1.4	0.5	1.2	0.5	2.3	0.7	0.7	0.8	1.5	3.3
2. Below average	1.9	2.4	1.5	1.8	1.8	1.6	2.2	1.4	2.8	1.2	4.1	1.4	2.0	2.1	2.6	4.2
3. Slightly below average	4.7	5.5	3.9	4.4	4.4	4.9	5.1	3.9	5.5	3.5	8.4	3.4	5.3	5.0	7.0	6.3
4. Average	34.9	32.1	37.0	32.0	44.7	32.8	38.1	33.8	34.6	29.1	53.0	31.4	37.9	38.0	37.4	31.7
5. Slightly above average	22.2	21.0	23.4	22.7	21.0	22.7	21.4	22.4	22.3	23.6	17.8	22.4	21.8	22.5	22.4	23.2
6. Above average	28.1	28.2	28.6	30.7	21.2	28.8	25.8	30.2	26.9	33.2	12.4	32.1	26.0	26.4	23.2	23.3
7. Far above average	7.2	9.5	5.1	7.7	5.5	8.3	6.1	7.8	6.7	8.8	2.0	8.6	6.3	5.3	5.9	8.0
<i>Item 410 Subject B01</i>	<i>N 15024</i>	<i>7020</i>	<i>7608</i>	<i>10027</i>	<i>1897</i>	<i>3084</i>	<i>4055</i>	<i>5149</i>	<i>2735</i>	<i>11168</i>	<i>3304</i>	<i>6795</i>	<i>3661</i>	<i>1643</i>	<i>2385</i>	<i>305</i>
C17: How intelligent do you think you are compared with others your age?																
1. Far below average	0.9	1.1	0.5	0.7	0.9	0.6	1.2	0.5	1.3	0.4	2.1	0.6	0.8	0.9	1.2	1.9
2. Below average	1.4	1.5	1.3	1.4	0.7	1.4	1.7	1.0	2.0	0.8	3.6	0.9	1.6	1.1	2.4	3.1
3. Slightly below average	4.1	4.0	4.1	4.0	3.4	4.1	5.0	3.0	4.5	2.8	7.9	3.3	4.1	4.4	5.8	2.1
4. Average	31.8	26.6	36.2	30.4	34.6	31.0	33.8	30.6	31.8	27.0	47.0	30.4	33.3	35.9	30.8	24.5
5. Slightly above average	22.9	21.8	24.1	23.4	20.7	23.7	22.9	22.4	23.0	24.3	18.9	23.4	22.0	23.0	23.1	23.5
6. Above average	29.8	32.7	27.6	31.5	28.0	29.9	26.7	33.0	28.5	34.1	16.2	32.3	28.9	28.0	27.1	26.5
7. Far above average	9.1	12.3	6.2	8.7	11.7	9.5	8.6	9.4	8.8	10.6	4.3	9.1	9.2	6.7	9.6	18.5
<i>Item 420 Subject B01</i>	<i>N 15025</i>	<i>7016</i>	<i>7616</i>	<i>10026</i>	<i>1901</i>	<i>3075</i>	<i>4067</i>	<i>5151</i>	<i>2732</i>	<i>11164</i>	<i>3317</i>	<i>6791</i>	<i>3665</i>	<i>1647</i>	<i>2387</i>	<i>304</i>
C18: During the LAST FOUR WEEKS, how many whole days of school have you missed . . .																
C18A: Because of illness																
1. None	58.0	65.3	51.5	59.5	55.3	56.4	59.2	58.2	57.6	59.8	53.7	64.6	55.7	51.7	48.8	54.4
2. 1 day	18.3	15.5	20.9	19.2	15.4	18.9	18.3	18.6	16.8	18.6	17.2	16.8	18.4	20.2	20.8	20.3
3. 2 days	10.4	8.8	11.8	10.0	11.3	10.2	10.2	10.6	10.8	10.2	11.3	8.7	11.0	13.8	12.6	8.8
4. 3 days	6.0	4.6	7.3	5.3	6.5	6.9	5.1	5.8	6.8	5.3	7.6	4.4	6.6	7.5	8.5	5.6
5. 4 to 5 days	4.5	3.4	5.6	3.9	6.7	4.5	4.5	4.4	4.8	3.9	6.4	3.5	5.2	4.8	5.8	4.5
6. 6 to 10 days	1.9	1.6	2.0	1.6	2.9	2.2	1.7	1.7	2.2	1.6	2.4	1.5	2.0	1.4	2.7	3.8
7. 11 or more	0.9	0.7	0.9	0.5	1.9	0.9	0.9	0.8	0.9	0.6	1.3	0.6	1.2	0.7	0.7	2.7
<i>Item 430 Subject B06</i>	<i>N 14719</i>	<i>6891</i>	<i>7434</i>	<i>9836</i>	<i>1848</i>	<i>3009</i>	<i>3988</i>	<i>5050</i>	<i>2671</i>	<i>10972</i>	<i>3234</i>	<i>6645</i>	<i>3606</i>	<i>1596</i>	<i>2347</i>	<i>298</i>

MONITORING THE FUTURE

QUESTIONNAIRE FORM 1-6 1997	TOTAL	SEX		RACE		REGION				COLLEGE PLANS?		ILLICIT DRUG USE: LIFETIME				
		M	F	White	Black	NE	NC	S	W	Yes	No	None	Mari- juana Only	Few Pills	More Pills	Any Her- oin
<i>N (Weighted No. of Cases):</i>	15963	7269	7793	10210	2001	3405	4249	5469	2839	11226	3342	7054	3835	1708	2532	320
<i>% of Weighted Total:</i>	100.0	45.5	48.8	64.0	12.5	21.3	26.6	34.3	17.8	70.3	20.9	44.2	24.0	10.7	15.9	2.0
C18B: Because you skipped or "cut"																
1. None	68.7	66.9	70.6	68.9	76.9	68.8	73.1	71.0	57.8	70.6	63.0	81.0	66.5	57.4	49.1	42.9
2. 1 day	12.9	13.0	12.9	13.7	8.6	13.1	12.4	12.1	15.3	12.9	13.2	9.7	13.8	17.2	17.4	17.2
3. 2 days	7.6	8.4	7.0	7.5	5.4	8.0	5.8	7.4	10.3	7.1	9.2	4.6	8.4	11.3	11.8	11.2
4. 3 days	4.5	5.0	4.0	4.4	3.5	4.6	3.7	4.3	6.1	4.1	5.7	2.5	4.7	5.7	8.1	11.0
5. 4 to 5 days	3.4	3.4	3.2	3.1	3.2	3.2	2.9	2.8	5.3	3.0	4.8	1.4	3.4	3.8	8.0	6.8
6. 6 to 10 days	1.6	1.9	1.4	1.5	1.3	1.4	1.4	1.6	2.3	1.5	1.9	0.5	1.9	2.9	3.0	4.7
7. 11 or more	1.2	1.5	0.9	0.9	1.1	0.9	0.7	0.9	2.9	0.9	2.1	0.4	1.2	1.6	2.5	6.1
<i>Item 440 Subject B06</i>	<i>N 14407</i>	<i>6767</i>	<i>7262</i>	<i>9667</i>	<i>1777</i>	<i>2945</i>	<i>3900</i>	<i>4956</i>	<i>2606</i>	<i>10749</i>	<i>3191</i>	<i>6474</i>	<i>3531</i>	<i>1580</i>	<i>2312</i>	<i>296</i>
C18C: For other reasons																
1. None	53.4	56.0	50.8	52.9	53.9	56.4	51.4	55.2	49.5	53.2	54.7	56.2	52.6	50.4	49.5	51.6
2. 1 day	20.2	19.6	20.9	21.5	16.7	20.2	20.0	21.3	18.6	20.5	19.0	19.8	19.6	22.2	21.9	15.0
3. 2 days	11.8	10.3	13.2	12.0	12.3	11.2	12.6	11.3	12.1	12.0	11.0	10.9	12.0	12.8	12.8	11.5
4. 3 days	6.8	6.4	7.2	6.3	8.5	5.6	7.5	6.6	7.7	6.8	6.7	6.0	7.8	7.7	6.9	7.3
5. 4 to 5 days	4.7	4.5	4.9	4.7	4.0	3.9	5.3	3.6	6.5	4.7	4.5	4.6	4.5	4.3	5.2	7.1
6. 6 to 10 days	1.9	1.9	1.9	1.7	3.0	1.5	2.3	1.2	3.3	1.8	2.3	1.7	2.1	1.8	2.1	3.8
7. 11 or more	1.2	1.3	1.1	0.8	1.6	1.2	1.0	0.8	2.2	0.9	1.9	0.8	1.5	0.8	1.7	3.7
<i>Item 450 Subject B06</i>	<i>N 14590</i>	<i>6808</i>	<i>7399</i>	<i>9750</i>	<i>1824</i>	<i>2972</i>	<i>3958</i>	<i>5019</i>	<i>2641</i>	<i>10904</i>	<i>3204</i>	<i>6632</i>	<i>3560</i>	<i>1595</i>	<i>2296</i>	<i>298</i>
C19: During the last four weeks, how often have you gone to school, but skipped a class when you weren't supposed to?																
1. Not at all	63.3	61.7	65.2	65.8	65.3	62.4	69.0	68.4	46.4	64.0	61.8	76.4	56.8	55.6	45.1	36.4
2. 1 or 2 times	20.5	20.4	20.4	19.1	20.3	21.3	18.6	18.2	26.6	20.8	18.7	15.9	23.1	25.2	25.5	27.6
3. 3-5 times	9.9	10.3	9.4	9.2	9.8	9.4	7.5	8.9	15.8	9.2	12.0	5.1	12.7	10.8	16.9	21.1
4. 6-10 times	3.7	4.4	3.1	3.6	2.3	4.0	2.9	2.5	7.0	3.6	4.2	1.5	4.6	4.8	7.7	6.4
5. 11-20 times	1.4	1.6	1.0	1.2	0.8	1.5	0.9	1.2	2.2	1.3	1.5	0.5	1.8	2.0	2.5	2.6
6. More than 20 times	1.2	1.7	0.8	0.9	1.5	1.5	1.0	0.9	2.0	1.1	1.9	0.6	1.1	1.5	2.4	5.9
<i>Item 460 Subject B06</i>	<i>N 15027</i>	<i>7006</i>	<i>7626</i>	<i>10036</i>	<i>1893</i>	<i>3077</i>	<i>4067</i>	<i>5140</i>	<i>2743</i>	<i>11207</i>	<i>3330</i>	<i>6804</i>	<i>3657</i>	<i>1650</i>	<i>2383</i>	<i>302</i>
C20: Which of the following best describes your average grade so far in high school?																
9. A (93-100)	14.0	11.6	16.3	16.1	6.4	15.7	14.3	13.8	11.9	16.7	5.2	19.9	9.8	10.2	7.2	10.7
8. A- (90-92)	15.0	13.1	17.2	16.7	9.7	14.8	14.5	15.5	15.4	17.2	8.3	17.9	13.3	14.3	11.2	9.6
7. B+ (87-89)	17.5	16.2	18.7	17.9	15.6	19.0	15.9	18.9	15.5	19.1	12.3	17.5	17.7	18.3	16.8	16.0
6. B (83-86)	19.8	19.9	19.7	19.8	19.4	20.2	18.8	20.4	19.8	20.1	19.1	18.8	19.8	20.2	21.7	24.1
5. B- (80-82)	12.8	14.1	11.7	12.1	15.8	11.9	12.6	13.3	13.4	11.3	17.8	11.0	13.9	14.2	15.4	12.9
4. C+ (77-79)	10.4	12.1	8.5	8.6	18.3	9.6	11.7	9.9	10.1	8.3	16.5	8.1	13.0	9.9	13.0	10.1
3. C (73-76)	6.5	7.8	5.2	5.6	8.7	5.0	7.2	5.6	8.8	5.0	11.4	4.7	7.3	8.4	8.4	10.5
2. C- (70-72)	2.8	3.4	2.1	2.2	4.5	2.5	3.8	1.9	3.1	1.7	6.3	1.4	3.8	3.3	4.4	2.9
1. D (69 or below)	1.2	1.9	0.6	1.0	1.6	1.3	1.2	0.7	2.0	0.6	3.1	0.7	1.5	1.2	1.9	3.3
<i>Item 470 Subject B01</i>	<i>N 14964</i>	<i>6978</i>	<i>7599</i>	<i>9994</i>	<i>1888</i>	<i>3060</i>	<i>4047</i>	<i>5119</i>	<i>2738</i>	<i>11182</i>	<i>3306</i>	<i>6782</i>	<i>3636</i>	<i>1643</i>	<i>2375</i>	<i>299</i>
C21: How likely is it that you will do each of the following things after high school?																
C21A: Attend a technical or vocational school																
1. Definitely won't	55.9	51.2	60.8	60.3	45.3	69.9	50.9	56.3	47.2	65.0	27.1	57.9	54.9	56.5	53.0	52.7
2. Probably won't	21.8	23.4	20.2	21.1	20.6	15.8	21.4	22.6	27.3	21.5	22.9	21.4	21.8	23.1	22.3	20.3
3. Probably will	14.2	16.3	11.7	11.0	22.3	9.0	16.9	13.6	17.1	9.3	29.5	12.8	15.3	13.1	15.4	19.1
4. Definitely will	8.1	9.1	7.2	7.6	11.8	5.3	10.9	7.4	8.5	4.1	20.4	7.9	8.0	7.4	9.3	7.9
<i>Item 480 Subject B09, C03</i>	<i>N 14293</i>	<i>6653</i>	<i>7277</i>	<i>9586</i>	<i>1778</i>	<i>2868</i>	<i>3884</i>	<i>4902</i>	<i>2638</i>	<i>10847</i>	<i>3312</i>	<i>6496</i>	<i>3467</i>	<i>1571</i>	<i>2252</i>	<i>295</i>
C21B: Serve in the armed forces																
1. Definitely won't	72.8	62.9	82.2	74.3	71.3	74.0	73.5	71.7	72.3	75.1	65.7	74.5	72.8	72.3	69.7	68.3
2. Probably won't	16.1	20.6	11.7	16.7	12.2	15.0	15.8	16.5	17.1	15.5	18.4	15.5	15.9	16.7	17.4	18.6
3. Probably will	6.2	8.7	3.8	4.7	9.8	6.5	5.3	6.6	6.4	5.3	8.7	5.2	6.3	6.8	7.4	8.2
4. Definitely will	5.0	7.8	2.3	4.4	6.7	4.5	5.4	5.2	4.2	4.1	7.3	4.8	5.0	4.2	5.6	4.8
<i>Item 490 Subject B09, L01</i>	<i>N 14190</i>	<i>6604</i>	<i>7233</i>	<i>9561</i>	<i>1732</i>	<i>2865</i>	<i>3835</i>	<i>4889</i>	<i>2602</i>	<i>10818</i>	<i>3265</i>	<i>6445</i>	<i>3449</i>	<i>1558</i>	<i>2247</i>	<i>291</i>

DESCRIPTIVE RESULTS: 1997

21

QUESTIONNAIRE FORM 1-6 1997	TOTAL	SEX		RACE		REGION				COLLEGE PLANS?		ILLICIT DRUG USE: LIFETIME				
		M	F	White	Black	NE	NC	S	W	Yes	No	None	Mari- juana Only	Few Pills	More Pills	Any Her- oin
<i>N (Weighted No. of Cases):</i>	15963	7269	7793	10210	2001	3405	4249	5469	2839	11226	3342	7054	3835	1708	2532	320
<i>% of Weighted Total:</i>	100.0	45.5	48.8	64.0	12.5	21.3	26.6	34.3	17.8	70.3	20.9	44.2	24.0	10.7	15.9	2.0
C21C: Graduate from a two-year college program																
1. Definitely won't	42.2	42.3	42.8	46.7	31.2	52.4	40.4	41.3	35.3	48.7	22.8	45.3	42.5	39.9	36.8	34.1
2. Probably won't	20.4	21.5	19.0	20.9	17.2	16.9	23.2	20.7	19.2	20.4	20.9	20.0	19.4	21.8	21.6	18.9
3. Probably will	21.2	22.3	19.9	18.0	30.3	16.6	22.1	21.1	25.1	16.8	34.8	19.1	22.0	22.6	23.4	27.5
4. Definitely will	16.3	13.8	18.3	14.4	21.3	14.2	14.3	16.9	20.4	14.0	21.4	15.6	16.0	15.7	18.2	19.6
<i>Item 500 Subject B09</i>	<i>N 14314</i>	<i>6643</i>	<i>7309</i>	<i>9583</i>	<i>1787</i>	<i>2877</i>	<i>3892</i>	<i>4920</i>	<i>2624</i>	<i>10811</i>	<i>3309</i>	<i>6510</i>	<i>3466</i>	<i>1564</i>	<i>2264</i>	<i>294</i>
C21D: Graduate from college (four-year program)																
1. Definitely won't	11.6	13.4	9.6	12.1	10.9	9.1	18.3	8.8	9.8	-	50.6	9.9	11.8	11.7	14.1	20.4
2. Probably won't	11.3	12.1	10.4	11.2	10.8	9.0	13.6	10.1	12.9	-	49.4	9.1	11.2	14.5	14.7	14.0
3. Probably will	21.9	23.4	20.4	20.1	26.0	19.4	20.3	22.9	25.1	28.4	-	19.7	22.7	22.7	25.3	26.0
4. Definitely will	55.2	51.1	59.6	56.6	52.3	62.5	47.8	58.2	52.2	71.6	-	61.2	54.2	51.1	45.9	39.6
<i>Item 510 Subject B09</i>	<i>N 14569</i>	<i>6795</i>	<i>7405</i>	<i>9791</i>	<i>1793</i>	<i>2963</i>	<i>3927</i>	<i>5010</i>	<i>2669</i>	<i>11226</i>	<i>3342</i>	<i>6599</i>	<i>3554</i>	<i>1603</i>	<i>2300</i>	<i>298</i>
C21E: Attend graduate or professional school after college																
1. Definitely won't	19.1	21.9	16.2	20.4	16.9	16.6	26.9	15.7	16.6	8.4	54.8	16.5	18.9	20.2	23.4	30.9
2. Probably won't	26.3	27.9	24.7	27.3	25.2	21.5	29.8	25.7	27.6	24.4	33.3	25.3	27.2	28.4	27.8	19.5
3. Probably will	33.9	32.9	35.2	33.8	32.7	37.6	27.7	36.2	34.8	42.0	7.6	35.1	34.6	32.2	31.7	27.8
4. Definitely will	20.7	17.3	24.0	18.4	25.2	24.3	15.6	22.4	21.0	25.3	4.2	23.1	19.3	19.3	17.1	21.8
<i>Item 520 Subject B09</i>	<i>N 14308</i>	<i>6638</i>	<i>7312</i>	<i>9603</i>	<i>1771</i>	<i>2889</i>	<i>3888</i>	<i>4910</i>	<i>2621</i>	<i>10879</i>	<i>3303</i>	<i>6502</i>	<i>3481</i>	<i>1572</i>	<i>2254</i>	<i>293</i>
C22: Suppose you could do just what you'd like and nothing stood in your way. How many of the following things would you WANT to do? (Mark ALL that apply)																
A. Attend a technical or vocational school	17.9	21.6	14.0	15.9	23.0	12.5	21.5	16.8	20.4	10.6	42.4	16.7	18.1	18.5	19.6	23.0
B. Serve in the armed forces	12.3	16.4	8.5	11.5	13.1	13.0	12.1	12.1	12.5	11.0	16.6	11.0	12.4	15.6	12.9	17.0
C. Graduate from a two-year college program	23.5	20.9	25.7	21.2	28.1	19.0	24.9	22.6	28.1	18.0	41.5	22.1	23.3	25.5	26.2	26.3
D. Graduate from college (four-year program)	76.4	72.8	80.5	77.0	73.9	78.2	69.5	79.8	78.2	89.9	34.1	78.7	76.8	76.6	72.3	62.8
E. Attend graduate or professional school after college	57.1	52.3	62.3	56.9	53.3	61.0	50.3	59.7	57.7	67.1	24.7	58.9	57.3	57.6	53.6	52.4
F. None of the above	5.2	7.1	3.4	5.7	4.1	5.4	6.5	4.5	4.6	2.8	13.4	4.7	4.8	4.1	7.3	11.7
<i>Item 530-580 Subject B09, C03, L01</i>	<i>N 14768</i>	<i>6866</i>	<i>7516</i>	<i>9899</i>	<i>1848</i>	<i>2981</i>	<i>4012</i>	<i>5059</i>	<i>2716</i>	<i>11114</i>	<i>3290</i>	<i>6719</i>	<i>3573</i>	<i>1624</i>	<i>2333</i>	<i>294</i>
C23: On the average over the school year, how many hours per week do you work in a paid or unpaid job?																
1. None	24.8	25.8	23.8	21.5	34.2	22.9	20.8	27.5	27.9	25.4	22.1	27.0	25.0	20.8	21.0	19.1
2. 5 or less hours	9.0	9.2	8.7	9.6	6.5	9.2	7.0	9.1	11.2	10.0	5.5	10.9	8.3	7.2	5.5	8.9
3. 6 to 10 hours	9.8	9.3	10.2	10.6	7.6	10.6	10.0	9.2	9.6	10.5	7.7	10.9	8.3	10.5	8.7	7.2
4. 11 to 15 hours	10.7	9.6	11.9	12.0	7.2	11.6	11.9	9.4	10.4	11.4	8.3	11.0	11.0	11.1	9.9	7.6
5. 16 to 20 hours	14.9	13.8	16.1	16.0	10.8	17.3	15.9	13.4	13.5	15.4	13.6	14.0	15.2	17.1	16.4	14.2
6. 21 to 25 hours	12.5	12.0	13.0	12.9	12.5	12.3	14.1	12.5	10.4	12.0	14.1	11.2	13.1	14.5	14.1	13.0
7. 26 to 30 hours	8.8	9.4	8.3	8.8	9.6	7.6	9.9	9.3	7.7	7.7	12.6	7.4	9.0	9.7	11.4	13.7
8. More than 30 hours	9.5	11.0	8.0	8.6	11.7	8.4	10.4	9.5	9.4	7.5	16.1	7.6	10.0	9.0	13.0	16.2
<i>Item 590 Subject C01, B02</i>	<i>N 14762</i>	<i>6877</i>	<i>7499</i>	<i>9903</i>	<i>1837</i>	<i>2979</i>	<i>4006</i>	<i>5064</i>	<i>2714</i>	<i>11098</i>	<i>3290</i>	<i>6714</i>	<i>3581</i>	<i>1621</i>	<i>2330</i>	<i>298</i>
C24: During an average week, how much money do you get from . . .																
C24A: A job or other work																
1. None	28.4	28.6	28.3	25.1	36.5	26.2	23.7	30.8	33.6	29.6	24.1	31.4	28.1	24.3	23.3	21.0
2. \$1-5	1.8	1.5	2.0	1.8	1.8	1.4	1.4	1.9	2.6	1.6	2.1	2.1	1.6	2.0	1.1	1.8
3. \$6-10	2.5	2.4	2.5	2.7	1.6	2.2	2.6	2.3	3.2	2.5	2.6	2.8	2.0	2.6	2.0	2.5
4. \$11-20	3.5	3.5	3.5	3.8	2.1	2.9	3.8	3.4	3.8	3.7	3.0	4.4	2.5	4.0	2.2	3.2
5. \$21-35	5.0	4.1	6.0	5.7	3.6	5.4	5.4	4.9	4.3	5.7	3.1	5.5	4.5	5.6	4.4	3.6
6. \$36-50	7.0	5.8	8.1	8.0	3.9	8.1	7.7	6.3	5.8	7.6	5.3	7.4	7.0	6.2	6.7	4.3
7. \$51-75	12.1	11.1	13.3	13.5	8.7	13.9	13.7	10.3	11.0	12.6	10.9	12.0	11.9	13.3	12.5	12.7
8. \$76-125	22.6	22.4	22.9	23.5	21.2	24.8	23.6	22.6	18.8	22.2	24.2	20.7	24.2	24.7	25.5	23.8
9. \$126+	17.0	20.7	13.4	16.0	20.6	15.0	18.1	17.5	16.9	14.5	24.6	13.8	18.2	17.4	22.4	27.1
<i>Item 600 Subject C02</i>	<i>N 14414</i>	<i>6723</i>	<i>7323</i>	<i>9711</i>	<i>1780</i>	<i>2916</i>	<i>3944</i>	<i>4916</i>	<i>2637</i>	<i>10824</i>	<i>3232</i>	<i>6567</i>	<i>3492</i>	<i>1590</i>	<i>2263</i>	<i>297</i>

MONITORING THE FUTURE

QUESTIONNAIRE FORM 1-6 1997	TOTAL	SEX		RACE		REGION				COLLEGE PLANS?		ILLICIT DRUG USE: LIFETIME				
		M	F	White	Black	NE	NC	S	W	Yes	No	None	Mari- juana Only	Few Pills	More Pills	Any Her- oin
<i>N (Weighted No. of Cases):</i>	15963	7269	7793	10210	2001	3405	4249	5469	2839	11226	3342	7054	3835	1708	2532	320
<i>% of Weighted Total:</i>	100.0	45.5	48.8	64.0	12.5	21.3	26.6	34.3	17.8	70.3	20.9	44.2	24.0	10.7	15.9	2.0
C24B: Other sources (allowances, etc.)																
1. None	34.2	33.0	35.5	35.7	27.3	38.7	36.6	29.7	34.2	32.5	39.5	36.0	33.5	34.4	31.3	27.1
2. \$1-5	7.7	7.3	8.1	8.1	4.9	8.5	8.0	6.3	8.9	7.9	7.0	9.0	5.9	7.9	6.6	8.1
3. \$6-10	13.0	12.0	13.9	14.0	8.4	13.4	14.1	11.4	13.6	13.6	11.4	14.1	11.6	12.8	12.1	14.3
4. \$11-20	19.1	19.3	18.9	18.9	19.8	18.6	18.3	20.2	18.5	19.8	16.1	19.2	19.1	19.7	19.0	12.3
5. \$21-35	11.3	11.8	10.9	11.2	12.0	9.8	9.3	13.7	11.6	11.9	9.6	9.6	13.6	10.6	12.8	12.5
6. \$36-50	6.2	6.4	5.9	5.3	10.6	4.7	5.2	8.1	5.9	6.4	5.8	5.5	7.2	5.9	6.8	9.1
7. \$51-75	2.9	3.2	2.5	2.4	5.1	2.1	2.7	3.9	2.0	2.9	2.7	2.2	2.7	3.8	4.4	2.3
8. \$76-125	2.2	2.4	2.0	1.9	4.1	1.4	2.3	2.9	1.9	2.1	2.8	1.8	2.7	2.1	2.6	3.2
9. \$126+	3.5	4.5	2.4	2.4	7.9	2.8	3.4	3.8	3.6	2.9	5.2	2.7	3.6	2.8	4.4	11.1
<i>Item 610 Subject C02</i>	<i>N 14124</i>	<i>6588</i>	<i>7177</i>	<i>9512</i>	<i>1764</i>	<i>2824</i>	<i>3855</i>	<i>4850</i>	<i>2595</i>	<i>10643</i>	<i>3158</i>	<i>6397</i>	<i>3427</i>	<i>1560</i>	<i>2254</i>	<i>288</i>
C25: During a typical week, on how many evenings do you go out for fun and recreation?																
1. Less than one	9.3	7.6	10.7	7.2	15.8	7.7	9.2	9.6	10.6	8.6	11.3	12.5	7.4	7.2	5.3	2.2
2. One	13.2	11.0	15.3	12.0	15.5	12.1	12.3	14.6	13.1	13.1	13.8	18.0	8.9	11.9	7.7	3.7
3. Two	28.2	27.7	28.8	27.7	28.9	27.2	26.4	30.6	27.7	29.0	25.6	32.1	28.5	25.7	21.1	14.6
4. Three	24.6	25.5	23.8	26.1	20.6	26.2	24.4	23.9	24.6	25.8	21.2	21.9	27.5	26.4	26.3	26.6
5. Four or five	16.5	17.6	15.5	18.5	11.2	17.0	18.5	14.7	16.2	16.8	15.4	11.4	18.8	19.3	24.1	28.3
6. Six or seven	8.2	10.5	5.9	8.5	8.0	9.8	9.2	6.6	7.7	6.6	12.8	4.1	8.9	9.4	15.5	24.7
<i>Item 620 Subject C07, M01</i>	<i>N 14755</i>	<i>6865</i>	<i>7495</i>	<i>9906</i>	<i>1845</i>	<i>2978</i>	<i>4002</i>	<i>5061</i>	<i>2714</i>	<i>11084</i>	<i>3275</i>	<i>6694</i>	<i>3583</i>	<i>1613</i>	<i>2338</i>	<i>298</i>
C26: On the average, how often do you go out with a date (or your spouse, if you are married)?																
1. Never	19.4	19.5	19.3	17.5	23.5	21.2	17.9	18.1	22.2	19.4	19.3	26.0	14.7	13.3	12.3	13.6
2. Once a month or less	19.2	19.7	18.6	18.9	18.7	18.5	18.2	19.4	21.3	19.5	18.2	20.3	18.3	20.4	17.4	10.9
3. 2 or 3 times a month	16.1	17.0	15.3	15.4	21.1	14.7	15.4	17.4	16.0	16.3	15.3	14.5	18.4	18.3	16.0	15.9
4. Once a week	14.5	15.3	14.0	14.5	15.1	13.3	14.7	15.6	13.6	14.6	14.2	14.1	14.6	16.6	14.3	15.0
5. 2 or 3 times a week	19.2	18.6	20.0	21.0	13.8	18.9	20.4	20.0	16.4	19.2	19.6	17.3	21.3	18.7	22.4	20.1
6. Over 3 times a week	11.5	10.0	12.8	12.7	7.9	13.5	13.4	9.4	10.4	11.0	13.3	7.9	12.7	12.7	17.6	24.4
<i>Item 630 Subject C07, M01</i>	<i>N 14591</i>	<i>6779</i>	<i>7430</i>	<i>9819</i>	<i>1802</i>	<i>2932</i>	<i>3968</i>	<i>5002</i>	<i>2689</i>	<i>10952</i>	<i>3233</i>	<i>6619</i>	<i>3542</i>	<i>1600</i>	<i>2310</i>	<i>297</i>
C27: During an average week, how much do you usually drive a car, truck, or motorcycle?																
1. Not at all	14.8	11.5	17.4	9.3	27.7	22.1	10.8	10.9	20.0	13.7	17.4	16.9	12.6	13.2	12.4	13.6
2. 1 to 10 miles	8.6	6.8	10.1	5.8	17.4	9.3	7.8	7.8	10.3	7.9	10.5	9.4	8.6	8.1	6.3	7.5
3. 11 to 50 miles	22.0	19.4	24.6	21.4	25.5	23.2	22.2	21.7	20.8	22.6	20.2	23.3	22.3	21.2	20.1	12.5
4. 51 to 100 miles	21.7	22.2	21.2	23.9	16.0	17.8	23.8	22.2	21.7	22.5	19.1	21.1	23.2	20.2	22.4	17.9
5. 100 to 200 miles	19.2	22.8	16.3	23.1	7.4	16.9	20.4	21.3	16.2	20.2	16.7	18.0	19.6	22.3	20.2	22.8
6. More than 200 miles	13.8	17.4	10.5	16.5	6.1	10.6	15.0	16.1	10.9	13.1	16.1	11.2	13.7	15.2	18.6	25.7
<i>Item 640 Subject F07</i>	<i>N 14692</i>	<i>6826</i>	<i>7480</i>	<i>9889</i>	<i>1814</i>	<i>2958</i>	<i>3995</i>	<i>5030</i>	<i>2708</i>	<i>11021</i>	<i>3250</i>	<i>6672</i>	<i>3563</i>	<i>1603</i>	<i>2329</i>	<i>298</i>
C28: Within the LAST 12 MONTHS how many times, if any, have you received a ticket (OR been stopped and warned) for moving violations, such as speeding, running a stop light, or improper passing?																
0. None—GO TO Q.C30	68.9	61.5	75.5	65.5	79.2	74.6	66.5	66.4	70.8	69.0	67.8	77.6	64.8	63.4	55.6	49.5
1. Once	19.1	21.6	16.9	21.1	13.2	15.1	21.3	20.3	18.3	19.6	18.1	15.7	22.1	21.2	24.3	15.4
2. Twice	6.9	8.9	5.1	7.8	4.3	5.6	6.9	7.8	6.4	6.8	7.3	4.4	7.6	9.8	9.9	10.7
3. Three times	2.8	4.1	1.7	3.1	2.1	2.4	3.0	3.0	2.7	2.7	3.4	1.3	3.2	3.3	5.2	11.5
4. Four or more times	2.3	3.9	0.8	2.6	1.3	2.3	2.3	2.5	1.9	2.0	3.4	0.9	2.2	2.3	5.0	12.8
<i>Item 650 Subject F07, S02</i>	<i>N 14465</i>	<i>6684</i>	<i>7414</i>	<i>9770</i>	<i>1767</i>	<i>2905</i>	<i>3921</i>	<i>4961</i>	<i>2678</i>	<i>10889</i>	<i>3170</i>	<i>6605</i>	<i>3500</i>	<i>1582</i>	<i>2285</i>	<i>290</i>
C29: How many of these tickets or warnings occurred after you were . . .																
C29A: Drinking alcoholic beverages?																
0. None	90.8	89.0	93.6	90.1	95.8	91.2	90.2	90.4	92.4	92.3	86.0	97.2	93.6	90.3	81.6	66.8
1. One	6.7	7.6	5.1	7.4	2.6	6.4	7.1	6.9	5.8	5.7	9.8	2.5	4.1	8.3	13.0	20.8
2. Two	1.5	2.1	0.7	1.7	0.8	1.4	1.6	1.6	1.4	1.3	2.6	0.2	1.3	1.0	3.0	10.2
3. Three	0.3	0.3	0.2	0.3	0.5	0.2	0.3	0.4	0.1	0.2	0.3	-	0.4	-	0.5	0.9
4. Four or more	0.7	0.9	0.4	0.6	0.3	0.9	0.9	0.7	0.4	0.5	1.4	0.1	0.6	0.4	1.8	1.4
<i>Item 660 Subject A07a, S02</i>	<i>N† 4456</i>	<i>2534</i>	<i>1816</i>	<i>3341</i>	<i>357</i>	<i>724</i>	<i>1303</i>	<i>1655</i>	<i>774</i>	<i>3341</i>	<i>1006</i>	<i>1478</i>	<i>1224</i>	<i>570</i>	<i>1006</i>	<i>139</i>

†=excludes respondents for whom question was inappropriate.

DESCRIPTIVE RESULTS: 1997

23

QUESTIONNAIRE FORM 1-6 1997	TOTAL	SEX		RACE		REGION				COLLEGE PLANS?		ILLICIT DRUG USE: LIFETIME				
		M	F	White	Black	NE	NC	S	W	Yes	No	None	Mari- juana Only	Few Pills	More Pills	Any Her- oin
<i>N (Weighted No. of Cases):</i>	15963	7269	7793	10210	2001	3405	4249	5469	2839	11226	3342	7054	3835	1708	2532	320
<i>% of Weighted Total:</i>	100.0	45.5	48.8	64.0	12.5	21.3	26.6	34.3	17.8	70.3	20.9	44.2	24.0	10.7	15.9	2.0
C29B: Smoking marijuana or hashish?																
0. None	93.1	91.4	95.5	92.6	96.0	90.3	93.8	93.4	94.1	94.1	89.7	100.0	96.2	95.4	82.1	63.2
1. One	4.1	5.1	2.9	4.8	1.9	6.1	3.4	4.2	3.3	3.8	5.3	-	2.0	3.3	11.4	18.3
2. Two	1.4	1.7	0.8	1.5	1.3	1.6	1.4	1.3	1.3	1.0	2.8	-	0.7	1.1	3.7	6.3
3. Three	0.5	0.7	0.2	0.5	0.3	0.7	0.4	0.5	0.4	0.4	0.9	-	0.2	0.2	0.9	6.5
4. Four or more	0.8	1.0	0.6	0.6	0.6	1.3	1.0	0.5	0.8	0.7	1.3	-	0.8	-	1.9	5.7
<i>Item 670 Subject A07a, S02</i>	<i>N†</i> 4440	2527	1811	3338	353	724	1297	1646	773	3331	1004	1476	1218	570	1001	138
C29C: Using other illegal drugs?																
0. None	97.7	97.2	98.6	97.8	98.2	97.3	98.1	97.7	97.6	98.5	95.5	100.0	100.0	99.6	93.9	74.8
1. Once	1.2	1.3	0.9	1.3	0.8	1.4	0.9	1.2	1.5	0.8	2.5	-	-	0.1	3.5	13.0
2. Two	0.5	0.7	0.1	0.6	0.8	0.3	0.4	0.9	0.3	0.5	0.7	-	-	-	1.5	5.0
3. Three	0.2	0.2	0.2	0.2	-	0.3	0.2	0.1	0.3	0.1	0.5	-	-	-	0.3	4.6
4. Four or more	0.3	0.4	0.2	0.2	0.3	0.7	0.3	0.1	0.3	0.1	0.8	-	-	0.2	0.8	2.5
<i>Item 680 Subject A07a, S02</i>	<i>N†</i> 4422	2511	1807	3319	351	718	1294	1639	771	3317	1000	1474	1216	567	991	136
C30: We are interested in any accidents which occurred while you were driving a car, truck, or motorcycle. ("Accidents" means a collision involving property damage or personal injury—not bumps or scratches in parking lots.)																
During the LAST 12 MONTHS, how many accidents have you had while you were driving (whether or not you were responsible)?																
0. None—GO TO Q.C32	74.4	72.7	76.0	71.2	83.5	74.9	74.6	72.1	77.9	74.0	75.2	79.7	72.8	70.2	66.2	60.6
1. One	19.3	20.6	18.2	21.7	12.7	18.9	18.7	21.0	17.7	19.8	18.0	16.4	20.8	21.9	23.2	26.7
2. Two	4.7	4.9	4.6	5.6	2.6	5.0	4.9	5.1	3.5	4.8	4.6	3.4	4.5	5.9	7.7	7.0
3. Three	1.0	1.0	0.8	1.0	0.7	0.8	1.1	1.2	0.5	0.9	1.1	0.4	1.2	1.1	2.0	2.0
4. Four or more	0.6	0.8	0.3	0.6	0.4	0.4	0.8	0.6	0.4	0.4	1.1	0.1	0.7	1.0	1.0	3.8
<i>Item 690 Subject F07, S02</i>	<i>N</i> 14320	6630	7338	9713	1723	2855	3890	4930	2645	10794	3144	6544	3465	1572	2263	289
C31: How many of these accidents occurred after you were . . .																
C31A: Drinking alcoholic beverages?																
0. None	94.4	92.5	96.5	94.9	95.7	94.8	93.1	95.4	93.5	95.8	89.8	98.9	95.3	95.7	87.8	76.1
1. One	4.4	5.5	3.1	4.2	3.5	3.9	5.4	3.3	5.7	3.4	7.7	0.8	4.0	3.9	8.9	18.2
2. Two	0.6	0.9	0.2	0.5	0.8	0.8	0.4	0.7	0.2	0.4	0.9	0.2	0.2	0.2	1.7	2.0
3. Three	0.2	0.1	0.1	0.1	-	-	0.1	0.3	-	0.1	0.2	-	-	-	0.5	2.1
4. Four or more	0.5	1.0	0.1	0.3	-	0.5	1.0	0.1	0.7	0.3	1.4	0.1	0.6	0.3	1.1	1.6
<i>Item 700 Subject A07a, S02</i>	<i>N†</i> 3668	1804	1763	2801	284	720	996	1373	578	2799	783	1331	941	470	768	113
C31B: Smoking marijuana or hashish?																
0. None	95.7	93.7	97.7	95.7	96.0	95.4	95.5	95.9	96.0	96.7	92.0	100.0	97.4	97.7	87.0	83.1
1. One	3.2	4.7	1.8	3.5	1.9	3.4	3.1	3.3	3.0	2.7	5.5	-	2.0	1.6	10.2	10.8
2. Two	0.5	0.7	0.3	0.5	0.8	1.1	0.4	0.4	0.1	0.3	0.9	-	-	0.5	1.5	3.2
3. Three	0.2	0.2	0.2	0.1	1.2	-	0.2	0.2	0.6	0.1	0.6	-	-	-	0.4	1.9
4. Four or more	0.4	0.7	0.1	0.2	-	0.2	0.8	0.2	0.3	0.2	1.1	-	0.6	0.3	0.8	1.0
<i>Item 710 Subject A07a, S02</i>	<i>N†</i> 3651	1793	1761	2792	281	719	991	1367	574	2790	778	1321	942	467	769	108
C31C: Using other illegal drugs?																
0. None	98.6	97.8	99.3	98.8	98.2	98.7	99.0	98.3	98.2	99.1	96.7	100.0	100.0	99.5	95.9	85.5
1. One	0.8	1.2	0.3	0.7	0.9	0.8	0.2	1.1	1.2	0.5	1.8	-	-	0.2	2.0	9.1
2. Two	0.3	0.5	0.2	0.2	0.9	0.3	0.4	0.3	0.3	0.1	0.7	-	-	-	1.1	3.3
3. Three	0.1	*	0.1	0.1	-	-	0.1	0.1	-	0.1	-	-	-	-	0.2	1.6
4. Four or more	0.2	0.5	-	0.1	-	0.2	0.3	0.1	0.3	0.1	0.8	-	-	0.3	0.8	0.4
<i>Item 720 Subject A07a, S02</i>	<i>N†</i> 3643	1789	1758	2790	278	720	988	1364	571	2784	777	1322	937	466	766	107
C32: (FORMS 1 AND 5 ONLY) If you have not entered military service, and do not expect to enter, GO TO PART D.																

*=less than .05 percent. †=excludes respondents for whom question was inappropriate.

MONITORING THE FUTURE

QUESTIONNAIRE FORM 1-6 1997	TOTAL	SEX		RACE		REGION				COLLEGE PLANS?		ILLICIT DRUG USE: LIFETIME					
		M	F	White	Black	NE	NC	S	W	Yes	No	None	Mari- juana Only	Few Pills	More Pills	Any Her- oin	
<i>N (Weighted No. of Cases):</i>	15963	7269	7793	10210	2001	3405	4249	5469	2839	11226	3342	7054	3835	1708	2532	320	
<i>% of Weighted Total:</i>	100.0	45.5	48.8	64.0	12.5	21.3	26.6	34.3	17.8	70.3	20.9	44.2	24.0	10.7	15.9	2.0	
What is, or will be, your branch of service?																	
1. Army	26.3	27.7	24.1	29.1	22.3	23.6	39.8	19.2	24.9	30.5	18.8	26.0	26.9	29.2	25.9	34.8	
2. Navy	16.3	17.4	15.0	18.1	17.1	20.5	9.3	18.0	18.0	17.7	14.3	17.4	9.7	21.2	20.5	-	
3. Marine Corps	15.5	19.6	5.8	13.8	11.8	9.8	7.6	18.9	26.4	12.3	21.3	11.5	19.3	12.2	21.9	31.7	
4. Air Force	25.0	21.1	33.8	23.1	34.6	27.5	19.7	29.3	21.0	24.9	26.0	25.8	30.4	25.7	17.8	13.8	
5. Coast Guard	2.7	1.7	4.5	2.7	2.1	4.8	1.3	2.8	2.1	2.6	3.3	3.7	0.6	2.8	2.6	-	
6. Uncertain	14.1	12.5	16.8	13.2	12.1	13.7	22.3	11.7	7.6	12.0	16.4	15.6	13.0	8.9	11.3	19.6	
<i>Item 730 Subject L01</i>	<i>N†</i>	531	347	166	312	85	109	134	194	94	344	162	234	110	49	113	9
C33: (FORMS 1 AND 5 ONLY) Do you expect to be an officer?																	
1. No	14.6	13.1	17.4	12.4	17.7	8.9	16.9	14.4	18.7	10.4	19.2	17.4	13.9	10.0	12.7	-	
2. Uncertain	43.2	41.4	46.6	46.1	36.4	42.3	39.3	43.2	49.7	39.8	52.7	38.6	45.3	49.4	49.2	17.8	
3. Yes	42.2	45.5	36.0	41.5	45.9	48.8	43.8	42.4	31.7	49.8	28.2	44.0	40.8	40.6	38.1	82.2	
<i>Item 740 Subject L01</i>	<i>N†</i>	544	356	170	317	86	110	137	201	95	351	165	236	112	55	113	10
C34: (FORMS 1 AND 5 ONLY) Do you expect to have a career in the Armed Forces?																	
1. No	19.7	21.6	15.9	17.1	32.1	19.2	17.2	22.2	18.4	20.2	16.3	20.8	19.4	17.3	19.0	7.1	
2. Uncertain	47.0	44.3	52.2	51.5	31.0	48.7	45.1	45.3	51.6	50.3	40.3	45.6	43.8	50.1	54.8	48.2	
3. Yes	33.3	34.1	31.9	31.4	36.9	32.2	37.7	32.4	30.1	29.4	43.4	33.6	36.9	32.6	26.2	44.6	
<i>Item 750 Subject L01</i>	<i>N†</i>	546	359	170	322	85	110	137	204	95	351	168	239	113	55	113	9
C32: (FORM 6 ONLY) When you drive a car, how often do you wear a seatbelt?																	
1. Never	8.6	12.7	4.2	8.6	10.7	10.3	14.1	6.2	2.9	5.2	18.0	5.1	8.5	10.4	14.3	31.2	
2. Seldom	10.0	12.3	7.9	9.1	17.6	7.8	14.4	10.2	5.6	8.7	14.2	7.8	10.9	12.9	13.7	1.9	
3. Sometimes	10.5	11.0	9.6	9.8	14.9	7.1	13.0	12.6	6.8	9.4	13.8	7.9	12.6	10.9	14.5	8.3	
4. Often	11.3	10.5	12.3	11.3	14.2	7.3	11.7	13.3	11.6	11.5	11.4	9.5	12.9	12.3	12.9	18.6	
5. Always	55.9	50.5	61.7	58.7	37.3	61.7	44.8	55.3	66.7	61.9	38.0	64.9	54.1	49.4	40.7	31.4	
8. Does not apply	3.7	3.0	4.4	2.6	5.3	5.9	1.9	2.4	6.4	3.3	4.6	4.7	1.1	4.0	3.9	8.5	
<i>Item 22210 Subject F07, S02, T02</i>	<i>N</i>	2506	1166	1280	1690	301	511	678	854	463	1859	596	1129	611	275	407	54
C33: (FORM 6 ONLY) When you are riding in the front passenger seat of a car, how often do you wear a seatbelt?																	
1. Never	8.8	12.6	4.8	8.9	11.8	9.5	14.0	7.5	3.0	5.2	19.2	5.9	9.5	9.3	13.5	28.5	
2. Seldom	11.3	13.5	9.1	11.0	16.6	10.0	16.5	10.5	6.4	9.7	16.2	8.1	11.5	13.7	18.9	1.9	
3. Sometimes	12.0	12.3	11.4	10.8	16.0	10.2	15.4	11.5	9.9	10.8	15.9	10.2	13.6	12.5	15.0	8.7	
4. Often	18.0	15.7	20.0	18.4	19.3	16.1	16.3	19.9	19.2	19.3	13.2	16.5	19.2	22.1	18.2	18.7	
5. Always	49.5	45.1	54.4	50.8	36.2	53.7	37.6	50.1	61.0	54.5	35.6	58.7	46.1	42.1	34.0	42.2	
8. Does not apply	0.4	0.7	0.2	0.1	-	0.5	0.2	0.4	0.6	0.5	-	0.6	-	0.2	0.3	-	
<i>Item 22220 Subject F07, S02, T02</i>	<i>N</i>	2498	1163	1277	1689	301	513	673	851	460	1855	593	1127	610	272	405	55
The following questions are about CIGARETTE SMOKING.																	
B01: Have you ever smoked cigarettes?																	
1. Never—GO TO Q.B03	34.6	34.1	35.6	30.3	53.8	32.3	32.8	36.1	37.2	37.6	26.0	60.8	15.7	14.4	8.2	6.4	
2. Once or twice	22.1	22.0	22.0	19.4	30.3	20.7	21.7	21.9	24.7	22.1	21.5	22.2	28.1	22.3	14.1	6.4	
3. Occasionally but not regularly	16.0	16.5	15.6	17.6	8.3	14.5	15.4	17.0	16.6	16.8	13.5	9.9	23.8	22.3	17.3	12.2	
4. Regularly in the past	7.2	7.4	7.0	8.0	2.4	7.7	6.8	6.8	7.7	6.8	8.7	2.5	10.0	11.2	12.4	14.8	
5. Regularly now	20.2	19.9	19.8	24.7	5.2	24.8	23.4	18.2	13.8	16.7	30.2	4.6	22.4	29.8	48.1	60.2	
<i>Item 760 Subject A01a</i>	<i>N</i>	15545	7155	7689	10126	1919	3307	4164	5315	2758	11091	3289	6923	3790	1699	2507	319
B02: How frequently have you smoked cigarettes during the past 30 days?																	
1. Not at all—incl. (1) in B01	63.5	62.7	64.8	57.5	85.1	59.4	60.7	65.0	69.5	66.9	54.3	86.7	54.4	47.0	30.5	18.5	
2. Less than one cigarette per day	12.0	12.5	11.6	12.9	7.6	11.3	11.3	12.4	13.0	12.5	10.1	7.1	17.2	17.3	13.9	13.2	
3. One to five cigarettes per day	10.3	9.3	11.0	11.5	4.6	10.0	11.1	10.3	9.3	9.6	12.2	3.8	15.0	15.0	16.7	18.1	
4. About one-half pack per day	7.3	7.0	7.3	9.0	1.5	9.8	7.7	6.6	5.0	6.1	10.7	1.4	7.6	12.2	18.3	16.4	
5. About one pack per day	5.3	6.4	4.1	7.0	0.8	7.7	6.7	4.4	2.3	4.1	9.0	0.8	4.3	6.5	16.0	24.9	
6. About one and one-half packs per day	1.3	1.5	0.9	1.5	0.3	1.5	1.8	1.0	0.7	0.7	2.7	0.1	1.1	1.7	3.6	5.2	
7. Two packs or more per day	0.4	0.6	0.3	0.4	0.1	0.3	0.7	0.4	0.2	0.2	1.0	*	0.4	0.3	1.0	3.8	
<i>Item 780 Subject A01c</i>	<i>N</i>	15533	7146	7687	10118	1917	3306	4162	5309	2757	11082	3288	6911	3788	1701	2506	318

†=excludes respondents for whom question was inappropriate.*=less than .05 percent.

QUESTIONNAIRE FORM 1-6 1997	TOTAL	SEX		RACE		REGION				COLLEGE PLANS?		ILLICIT DRUG USE: LIFETIME				
		M	F	White	Black	NE	NC	S	W	Yes	No	None	Mari- juana Only	Few Pills	More Pills	Any Her- oin
<i>N (Weighted No. of Cases):</i> <i>% of Weighted Total:</i>	15963 100.0	7269 45.5	7793 48.8	10210 64.0	2001 12.5	3405 21.3	4249 26.6	5469 34.3	2839 17.8	11226 70.3	3342 20.9	7054 44.2	3835 24.0	1708 10.7	2532 15.9	320 2.0
B03: Next we want to ask you about drinking alcoholic beverages, including beer, wine, wine coolers, and liquor. Have you ever had any beer, wine, wine coolers, or liquor to drink—more than just a few sips?																
1. No—GO TO Q.B07	18.9	18.6	19.0	16.1	28.8	14.8	18.7	21.5	18.9	19.9	15.3	36.4	4.6	4.9	2.8	1.4
2. Yes	81.1	81.4	81.0	83.9	71.2	85.2	81.3	78.5	81.1	80.1	84.7	63.6	95.4	95.1	97.2	98.6
<i>Item 790 Subject A01a</i>	<i>N 12723</i>	<i>5926</i>	<i>6359</i>	<i>8417</i>	<i>1575</i>	<i>2712</i>	<i>3382</i>	<i>4380</i>	<i>2249</i>	<i>9238</i>	<i>2743</i>	<i>5735</i>	<i>3082</i>	<i>1427</i>	<i>2069</i>	<i>271</i>
B04: On how many occasions have you had alcoholic beverages to drink—more than just a few sips . . .																
B04A: . . . in your lifetime?																
1. 0 occasions—incl. (1) in B03	18.3	18.2	18.5	15.7	28.6	14.2	18.5	20.7	18.2	19.4	15.1	35.3	4.4	4.6	2.7	1.2
2. 1-2	7.9	7.5	8.4	6.6	13.5	7.0	8.5	8.1	7.7	8.0	7.2	13.2	4.8	4.7	1.0	0.4
3. 3-5	10.6	8.7	12.5	9.6	14.5	9.9	10.5	10.6	11.6	10.8	9.8	15.2	9.2	7.3	3.4	1.6
4. 6-9	9.3	8.0	10.6	9.0	9.9	9.5	8.9	9.3	9.9	9.8	8.2	10.4	10.8	9.4	5.2	2.5
5. 10-19	13.7	11.9	15.4	13.5	13.7	14.5	14.0	13.5	12.5	13.9	13.1	11.3	19.5	15.7	10.9	9.7
6. 20-39	12.2	11.6	13.1	13.3	8.1	13.2	11.7	11.1	13.6	12.2	12.8	6.8	18.3	17.8	14.5	10.9
7. 40 or more	28.0	34.2	21.5	32.1	11.7	31.7	27.8	26.6	26.5	25.9	33.7	7.9	32.9	40.7	62.2	73.6
<i>Item 810 Subject A01a</i>	<i>N 15097</i>	<i>6952</i>	<i>7505</i>	<i>9946</i>	<i>1831</i>	<i>3222</i>	<i>4021</i>	<i>5190</i>	<i>2665</i>	<i>10860</i>	<i>3147</i>	<i>6807</i>	<i>3705</i>	<i>1638</i>	<i>2437</i>	<i>307</i>
B04B: . . . during the last 12 months?																
1. 0 occasions—incl. (1) in B03	25.2	24.3	26.4	21.4	40.7	20.0	25.5	28.0	25.8	26.3	22.0	45.6	9.8	9.8	5.1	3.6
2. 1-2	16.2	13.8	18.4	14.4	21.7	16.2	16.7	15.4	16.7	16.7	14.9	21.2	15.9	11.8	7.1	2.3
3. 3-5	13.0	11.1	15.0	12.8	13.2	13.4	12.5	13.3	12.9	12.9	13.4	12.7	15.0	15.5	10.3	7.9
4. 6-9	11.7	11.0	12.3	12.2	8.8	12.3	10.9	11.2	12.9	11.8	11.4	8.2	17.1	15.8	10.2	11.3
5. 10-19	13.2	13.1	13.3	14.7	8.0	15.2	13.3	11.5	13.8	12.9	13.9	6.4	18.9	19.1	19.6	11.2
6. 20-39	8.8	10.3	7.5	10.4	3.6	9.9	8.9	8.5	7.9	8.7	9.3	2.7	11.5	12.3	17.8	21.3
7. 40 or more	11.9	16.4	7.1	14.0	4.0	12.9	12.1	12.0	9.9	10.7	15.1	3.1	11.9	15.7	29.8	42.4
<i>Item 820 Subject A01b</i>	<i>N 15040</i>	<i>6917</i>	<i>7491</i>	<i>9928</i>	<i>1813</i>	<i>3211</i>	<i>4006</i>	<i>5170</i>	<i>2654</i>	<i>10817</i>	<i>3148</i>	<i>6748</i>	<i>3708</i>	<i>1636</i>	<i>2439</i>	<i>307</i>
B04C: . . . during the last 30 days?																
1. 0 occasions—incl. (1) in B03	47.3	43.8	51.1	42.1	66.9	43.3	48.5	48.9	47.3	48.6	43.9	71.3	33.5	29.3	18.2	14.3
2. 1-2	21.1	19.2	22.9	22.1	16.8	22.2	21.3	19.6	22.3	21.4	20.5	16.8	27.5	26.6	20.4	15.4
3. 3-5	13.5	14.7	12.3	15.4	8.2	13.7	12.6	13.4	14.5	13.2	14.4	6.7	18.2	20.5	19.7	17.9
4. 6-9	8.3	9.2	7.3	9.3	4.1	9.5	7.9	7.9	8.1	8.0	9.0	2.5	10.4	11.8	17.6	16.4
5. 10-19	5.9	7.4	4.4	6.8	2.5	7.6	5.1	6.1	4.7	5.7	6.3	1.4	6.7	7.4	14.5	18.9
6. 20-39	1.9	2.6	1.1	2.2	0.8	1.8	2.3	1.7	1.8	1.5	3.2	0.6	2.1	2.1	4.1	9.4
7. 40 or more	2.0	3.1	0.8	2.2	0.8	1.9	2.2	2.4	1.3	1.7	2.8	0.6	1.7	2.3	5.5	7.6
<i>Item 830 Subject A01c</i>	<i>N 15055</i>	<i>6930</i>	<i>7493</i>	<i>9947</i>	<i>1802</i>	<i>3220</i>	<i>4000</i>	<i>5166</i>	<i>2669</i>	<i>10835</i>	<i>3148</i>	<i>6738</i>	<i>3703</i>	<i>1643</i>	<i>2461</i>	<i>309</i>
B05: On the occasions that you drink alcoholic beverages, how often do you drink enough to feel pretty high?																
1. On none of the occasions	22.7	19.3	26.0	17.3	44.8	20.7	22.4	24.1	22.8	23.3	20.4	44.2	13.2	13.5	6.1	2.2
2. On few of the occasions	26.9	23.1	30.6	26.0	29.2	25.7	27.5	26.8	27.9	26.8	26.7	29.6	30.0	27.0	19.1	13.3
3. On about half of the occasions	14.8	14.3	15.2	15.9	9.5	15.3	14.6	14.4	15.0	15.2	14.4	9.8	18.1	17.6	16.9	16.7
4. On most of the occasions	20.7	23.6	17.8	23.8	7.8	22.0	20.4	20.2	20.5	21.0	20.1	10.4	23.9	26.2	30.1	29.4
5. On nearly all of the occasions	14.9	19.7	10.4	17.0	8.8	16.2	15.2	14.5	13.8	13.8	18.3	6.0	14.7	15.7	27.8	38.4
<i>Item 840 Subject A01e</i>	<i>N† 10378</i>	<i>4858</i>	<i>5177</i>	<i>7093</i>	<i>1138</i>	<i>2328</i>	<i>2757</i>	<i>3460</i>	<i>1834</i>	<i>7422</i>	<i>2351</i>	<i>3665</i>	<i>2958</i>	<i>1365</i>	<i>2022</i>	<i>273</i>
B06: Think back over the LAST TWO WEEKS. How many times have you had five or more drinks in a row? (A "drink" is a bottle of beer, a glass of wine, a wine cooler, a shot glass of liquor, or a mixed drink.)																

†=excludes respondents for whom question was inappropriate.

MONITORING THE FUTURE

QUESTIONNAIRE FORM 1-6 1997	TOTAL	SEX		RACE		REGION				COLLEGE PLANS?		ILLICIT DRUG USE: LIFETIME				
		M	F	White	Black	NE	NC	S	W	Yes	No	None	Mari- juana Only	Few Pills	More Pills	Any Her- oin
<i>N (Weighted No. of Cases):</i>	15963	7269	7793	10210	2001	3405	4249	5469	2839	11226	3342	7054	3835	1708	2532	320
<i>% of Weighted Total:</i>	100.0	45.5	48.8	64.0	12.5	21.3	26.6	34.3	17.8	70.3	20.9	44.2	24.0	10.7	15.9	2.0
(NOTE: In four forms wine coolers were included in the question text.)																
1. None—incl. (1) in B03	68.7	62.1	75.6	63.9	88.0	66.5	68.4	69.4	70.4	70.5	63.8	87.7	61.8	54.7	39.3	31.3
2. Once	9.7	10.3	8.8	10.9	4.4	10.1	9.2	9.3	10.9	9.5	10.1	5.4	13.0	15.6	13.3	8.5
3. Twice	7.8	9.2	6.4	9.2	2.9	8.8	8.1	7.1	7.3	7.5	9.0	3.3	10.6	11.2	13.1	13.5
4. Three to five times	8.8	11.3	6.6	10.4	3.1	9.8	8.9	8.9	7.5	8.1	10.6	2.3	10.3	12.5	20.8	24.1
5. Six to nine times	3.0	4.0	1.9	3.5	0.6	3.4	2.8	3.0	2.6	2.7	3.8	0.6	2.7	3.9	8.4	12.0
6. Ten or more times	2.0	3.0	0.7	2.1	1.0	1.4	2.4	2.2	1.3	1.6	2.7	0.6	1.7	2.0	5.0	10.5
<i>Item 850 Subject A01d</i>	<i>N 14871</i>	<i>6840</i>	<i>7428</i>	<i>9814</i>	<i>1819</i>	<i>3173</i>	<i>3975</i>	<i>5086</i>	<i>2637</i>	<i>10733</i>	<i>3091</i>	<i>6751</i>	<i>3644</i>	<i>1619</i>	<i>2378</i>	<i>298</i>
The next major section of this questionnaire deals with various other drugs. There is a lot of talk these days about this subject, but very little accurate information. Therefore, we still have a lot to learn about the actual experiences and attitudes of people your age.																
We hope that you can answer all questions; but if you find one which you feel you cannot answer honestly, we would prefer that you leave it blank.																
Remember that your answers will be kept strictly confidential; they are never connected with your name or your class.																
B07: On how many occasions (if any) have you used marijuana (grass, pot) or hashish (hash, hash oil) . . .																
B07A: . . . in your lifetime?																
1. 0 occasions	50.4	48.0	53.4	49.1	58.1	45.7	53.0	53.7	45.4	52.8	43.5	100.0	-	23.1	11.6	1.6
2. 1-2	9.8	9.4	10.2	9.3	12.3	8.9	10.0	10.6	9.2	10.0	9.2	-	31.3	10.7	5.0	3.6
3. 3-5	6.4	6.2	6.6	6.2	6.8	6.4	6.5	6.0	7.0	6.5	6.2	-	18.3	9.6	4.4	2.2
4. 6-9	4.7	4.3	5.0	4.9	3.5	5.1	4.9	4.2	5.1	4.7	5.1	-	12.2	7.6	4.8	3.9
5. 10-19	5.7	5.2	6.1	5.6	5.4	5.9	5.5	5.2	6.4	5.5	6.5	-	12.4	11.2	7.7	4.7
6. 20-39	5.5	4.9	6.2	6.1	3.6	6.1	4.9	5.1	6.7	5.5	6.1	-	9.7	11.7	10.2	8.7
7. 40 or more	17.5	21.9	12.5	18.8	10.3	22.0	15.2	15.1	20.0	15.1	23.3	-	16.1	26.0	56.3	75.1
<i>Item 860 Subject A01a</i>	<i>N 15363</i>	<i>7074</i>	<i>7661</i>	<i>10057</i>	<i>1918</i>	<i>3260</i>	<i>4107</i>	<i>5274</i>	<i>2722</i>	<i>11027</i>	<i>3241</i>	<i>7054</i>	<i>3814</i>	<i>1685</i>	<i>2477</i>	<i>304</i>
B07B: . . . during the last 12 months?																
1. 0 occasions	61.5	59.1	64.5	59.7	70.0	56.6	63.6	65.0	57.4	63.6	55.4	100.0	30.2	39.7	21.0	10.3
2. 1-2	10.2	9.6	10.8	10.4	9.2	10.3	10.3	9.9	10.3	10.4	10.0	-	27.6	14.5	9.8	6.4
3. 3-5	6.0	5.5	6.3	6.0	5.1	6.6	6.1	4.9	7.0	5.9	6.6	-	13.4	9.7	9.1	4.3
4. 6-9	4.2	3.8	4.5	4.2	3.6	4.8	3.6	3.8	4.9	4.0	4.9	-	8.1	8.1	6.9	6.6
5. 10-19	4.8	4.9	4.8	5.2	3.4	5.0	4.3	4.4	6.2	4.7	5.2	-	8.3	9.0	9.7	10.8
6. 20-39	3.8	3.9	3.5	4.0	2.6	4.9	3.6	3.3	3.7	3.2	5.3	-	5.5	7.0	9.0	9.8
7. 40 or more	9.7	13.2	5.6	10.6	6.1	11.9	8.5	8.7	10.6	8.3	12.7	-	7.0	12.0	34.4	51.8
<i>Item 870 Subject A01b</i>	<i>N 15336</i>	<i>7061</i>	<i>7654</i>	<i>10049</i>	<i>1910</i>	<i>3252</i>	<i>4103</i>	<i>5265</i>	<i>2715</i>	<i>11014</i>	<i>3231</i>	<i>7054</i>	<i>3793</i>	<i>1680</i>	<i>2468</i>	<i>305</i>
B07C: . . . during the last 30 days?																
1. 0 occasions	76.3	73.6	79.7	75.4	81.8	73.0	78.2	79.1	72.2	78.5	70.7	100.0	65.3	63.3	41.3	25.9
2. 1-2	7.8	7.3	8.2	8.0	6.0	8.3	7.7	6.7	9.4	7.7	8.4	-	16.4	13.6	12.1	11.4
3. 3-5	3.9	3.8	4.0	3.9	3.6	4.4	3.3	3.3	5.2	3.6	4.6	-	6.5	6.9	8.2	8.1
4. 6-9	3.0	3.3	2.7	3.1	2.6	3.4	2.6	2.9	3.2	2.7	3.9	-	4.4	5.7	6.7	9.2
5. 10-19	3.2	3.9	2.4	3.5	1.8	4.0	3.0	2.8	3.6	2.8	4.4	-	3.5	4.9	10.1	9.4
6. 20-39	2.6	3.5	1.6	3.0	1.4	3.3	2.4	2.4	2.3	2.3	3.4	-	1.9	3.2	9.2	13.4
7. 40 or more	3.2	4.7	1.5	3.1	2.8	3.6	2.8	2.8	4.0	2.4	4.6	-	2.0	2.4	12.4	22.6
<i>Item 880 Subject A01c</i>	<i>N 15351</i>	<i>7065</i>	<i>7666</i>	<i>10062</i>	<i>1909</i>	<i>3260</i>	<i>4109</i>	<i>5263</i>	<i>2719</i>	<i>11024</i>	<i>3231</i>	<i>7054</i>	<i>3799</i>	<i>1682</i>	<i>2476</i>	<i>307</i>

DESCRIPTIVE RESULTS: 1997

27

QUESTIONNAIRE FORM 1-6 1997	TOTAL	SEX		RACE		REGION				COLLEGE PLANS?		ILLICIT DRUG USE: LIFETIME				
		M	F	White	Black	NE	NC	S	W	Yes	No	None	Mari- juana Only	Few Pills	More Pills	Any Her- oin
<i>N (Weighted No. of Cases):</i> <i>% of Weighted Total:</i>	15963 100.0	7269 45.5	7793 48.8	10210 64.0	2001 12.5	3405 21.3	4249 26.6	5469 34.3	2839 17.8	11226 70.3	3342 20.9	7054 44.2	3835 24.0	1708 10.7	2532 15.9	320 2.0
B08: On how many occasions, if any, have you used LSD ("acid") . . .																
B08A: . . . in your lifetime?																
1. 0 occasions	86.4	84.5	88.6	84.2	97.8	81.2	88.5	88.0	86.3	87.7	83.4	100.0	100.0	72.8	45.0	14.8
2. 1-2	5.6	6.1	4.9	6.3	0.8	6.7	5.3	4.8	6.2	5.0	7.0	-	-	27.2	13.9	17.2
3. 3-5	2.5	2.8	2.3	3.0	0.5	3.6	1.8	2.4	2.7	2.3	3.1	-	-	-	14.4	11.3
4. 6-9	1.7	1.7	1.7	2.0	0.3	2.5	1.4	1.6	1.8	1.7	1.9	-	-	-	9.2	12.7
5. 10-19	1.6	2.1	1.2	2.1	0.2	2.5	1.4	1.4	1.4	1.5	2.1	-	-	-	8.6	12.7
6. 20-39	0.9	1.2	0.7	1.0	0.2	1.5	0.7	0.8	0.7	0.9	1.0	-	-	-	4.2	12.1
7. 40 or more	1.2	1.7	0.6	1.4	0.3	2.1	0.9	0.9	0.8	0.9	1.6	-	-	-	4.8	19.3
<i>Item 890 Subject A01a</i>	<i>N 15461</i>	<i>7153</i>	<i>7705</i>	<i>10111</i>	<i>1964</i>	<i>3259</i>	<i>4152</i>	<i>5297</i>	<i>2753</i>	<i>11096</i>	<i>3285</i>	<i>7014</i>	<i>3801</i>	<i>1693</i>	<i>2498</i>	<i>312</i>
B08B: . . . during the last 12 months?																
1. 0 occasions	91.6	89.7	93.8	90.0	98.7	88.2	93.0	91.9	93.1	92.6	89.7	100.0	100.0	89.2	63.5	35.0
2. 1-2	4.5	5.5	3.6	5.6	0.4	6.1	3.9	4.4	4.0	4.0	5.8	-	-	10.8	17.7	25.2
3. 3-5	1.8	2.0	1.4	2.0	0.4	2.4	1.6	1.7	1.5	1.7	1.8	-	-	-	9.6	12.0
4. 6-9	0.9	1.1	0.7	1.1	0.2	1.7	0.8	0.6	0.7	0.8	1.2	-	-	-	4.4	11.0
5. 10-19	0.6	0.9	0.3	0.7	*	0.9	0.2	0.9	0.3	0.6	0.7	-	-	-	2.8	7.2
6. 20-39	0.3	0.5	0.1	0.4	0.1	0.4	0.3	0.2	0.2	0.2	0.5	-	-	-	1.0	6.4
7. 40 or more	0.2	0.3	0.1	0.2	0.2	0.2	0.2	0.2	0.2	0.1	0.3	-	-	-	1.0	3.2
<i>Item 900 Subject A01b</i>	<i>N 15455</i>	<i>7149</i>	<i>7703</i>	<i>10105</i>	<i>1963</i>	<i>3257</i>	<i>4150</i>	<i>5296</i>	<i>2752</i>	<i>11096</i>	<i>3283</i>	<i>7017</i>	<i>3806</i>	<i>1686</i>	<i>2491</i>	<i>312</i>
B08C: . . . during the last 30 days?																
1. 0 occasions	96.9	95.9	98.0	96.5	99.0	96.1	97.9	96.7	97.2	97.4	96.2	100.0	100.0	97.9	86.2	70.0
2. 1-2	2.0	2.6	1.5	2.4	0.4	2.9	1.3	2.1	1.8	1.8	2.3	-	-	2.1	9.4	14.1
3. 3-5	0.5	0.7	0.3	0.7	0.2	0.5	0.4	0.6	0.6	0.4	0.8	-	-	-	2.3	7.7
4. 6-9	0.2	0.4	*	0.2	*	0.2	0.1	0.3	0.1	0.2	0.4	-	-	-	0.9	2.4
5. 10-19	0.1	0.2	0.1	0.2	0.1	0.1	0.1	0.2	0.1	0.1	0.2	-	-	-	0.4	3.1
6. 20-39	0.1	0.1	-	*	0.1	0.1	*	0.1	-	*	*	-	-	-	0.3	0.7
7. 40 or more	0.1	0.1	0.1	0.1	0.2	0.1	0.1	0.1	0.2	0.1	0.1	-	-	-	0.5	2.0
<i>Item 910 Subject A01c</i>	<i>N 15456</i>	<i>7147</i>	<i>7702</i>	<i>10101</i>	<i>1964</i>	<i>3261</i>	<i>4150</i>	<i>5293</i>	<i>2751</i>	<i>11094</i>	<i>3285</i>	<i>7016</i>	<i>3808</i>	<i>1687</i>	<i>2489</i>	<i>311</i>
B09: On how many occasions (if any) have you used psychedelics other than LSD (like mescaline, peyote, psilocybin, PCP) . . .																
B09A: . . . in your lifetime?																
1. 0 occasions	92.5	90.8	94.4	91.3	98.9	88.6	95.1	94.0	90.6	93.0	92.0	100.0	100.0	90.4	68.6	33.2
2. 1-2	3.6	4.0	3.2	4.2	0.3	5.6	2.2	2.9	4.6	3.5	3.6	-	-	9.6	13.3	18.9
3. 3-5	1.4	1.7	1.1	1.7	0.3	2.1	1.0	1.2	1.7	1.4	1.5	-	-	-	7.4	10.8
4. 6-9	1.0	1.4	0.6	1.2	0.1	1.2	0.8	0.8	1.4	0.9	1.2	-	-	-	4.6	12.6
5. 10-19	0.8	1.2	0.3	0.9	0.2	1.4	0.4	0.6	1.0	0.7	0.8	-	-	-	3.6	9.6
6. 20-39	0.3	0.3	0.2	0.3	0.1	0.5	0.1	0.2	0.3	0.2	0.3	-	-	-	1.0	5.1
7. 40 or more	0.4	0.7	0.2	0.5	0.1	0.7	0.4	0.4	0.3	0.3	0.7	-	-	-	1.5	9.8
<i>Item 920 Subject A01a</i>	<i>N 15418</i>	<i>7128</i>	<i>7698</i>	<i>10089</i>	<i>1960</i>	<i>3240</i>	<i>4143</i>	<i>5289</i>	<i>2745</i>	<i>11078</i>	<i>3283</i>	<i>7003</i>	<i>3789</i>	<i>1690</i>	<i>2484</i>	<i>311</i>
B09B: . . . during the last 12 months?																
1. 0 occasions	95.4	94.1	96.8	94.4	99.4	93.4	97.2	96.0	94.0	95.6	95.3	100.0	100.0	96.0	80.1	52.5
2. 1-2	2.7	3.1	2.3	3.3	0.2	3.7	1.6	2.2	4.0	2.6	2.7	-	-	4.0	11.6	19.7
3. 3-5	1.0	1.4	0.5	1.2	0.1	1.3	0.7	0.9	1.1	1.1	0.8	-	-	-	4.6	10.8
4. 6-9	0.4	0.5	0.2	0.5	0.1	0.7	0.2	0.3	0.5	0.3	0.5	-	-	-	1.3	8.3
5. 10-19	0.3	0.4	0.1	0.3	0.1	0.4	0.1	0.3	0.2	0.2	0.3	-	-	-	1.3	2.3
6. 20-39	0.1	0.2	0.1	0.2	-	0.3	0.1	0.1	0.1	0.1	0.2	-	-	-	0.5	2.9
7. 40 or more	0.2	0.2	0.1	0.1	0.1	0.2	0.2	0.2	0.2	0.1	0.2	-	-	-	0.6	3.5
<i>Item 930 Subject A01b</i>	<i>N 15416</i>	<i>7127</i>	<i>7702</i>	<i>10091</i>	<i>1958</i>	<i>3239</i>	<i>4141</i>	<i>5292</i>	<i>2744</i>	<i>11082</i>	<i>3280</i>	<i>7006</i>	<i>3791</i>	<i>1684</i>	<i>2481</i>	<i>311</i>
B09C: . . . during the last 30 days?																
1. 0 occasions	98.3	97.8	98.9	98.0	99.6	97.5	98.8	98.7	97.8	98.4	98.2	100.0	100.0	99.0	93.2	74.3
2. 1-2	1.2	1.5	0.8	1.5	0.1	1.9	0.8	1.0	1.6	1.2	1.2	-	-	1.0	5.2	14.5
3. 3-5	0.2	0.4	0.2	0.3	0.1	0.4	0.2	0.1	0.4	0.2	0.4	-	-	-	0.9	5.3
4. 6-9	0.1	0.1	*	0.1	-	0.1	*	0.1	*	0.1	*	-	-	-	0.1	2.4
5. 10-19	0.1	0.1	*	0.1	-	0.1	*	0.1	-	0.1	0.1	-	-	-	0.1	2.0
6. 20-39	*	*	*	*	-	-	*	*	0.1	*	-	-	-	-	0.1	0.7
7. 40 or more	0.1	0.1	*	*	0.1	*	0.1	*	0.1	*	0.1	-	-	-	0.3	0.9
<i>Item 940 Subject A01c</i>	<i>N 15418</i>	<i>7126</i>	<i>7703</i>	<i>10094</i>	<i>1957</i>	<i>3242</i>	<i>4144</i>	<i>5291</i>	<i>2742</i>	<i>11081</i>	<i>3281</i>	<i>7006</i>	<i>3793</i>	<i>1684</i>	<i>2483</i>	<i>308</i>
B10: On how many occasions (if any) have you used cocaine (sometimes called "coke", "crack", "rock") . . .																

*=less than .05 percent.

MONITORING THE FUTURE

QUESTIONNAIRE FORM 1-6 1997	TOTAL	SEX		RACE		REGION				COLLEGE PLANS?		ILLICIT DRUG USE: LIFETIME				
		M	F	White	Black	NE	NC	S	W	Yes	No	None	Mari- juana Only	Few Pills	More Pills	Any Her- oin
<i>N (Weighted No. of Cases):</i> <i>% of Weighted Total:</i>	15963 100.0	7269 45.5	7793 48.8	10210 64.0	2001 12.5	3405 21.3	4249 26.6	5469 34.3	2839 17.8	11226 70.3	3342 20.9	7054 44.2	3835 24.0	1708 10.7	2532 15.9	320 2.0
B10A: . . . in your lifetime?																
1. 0 occasions	91.3	90.3	92.6	90.8	98.6	89.5	92.8	92.7	88.6	92.7	87.8	100.0	100.0	86.6	65.2	19.8
2. 1-2	3.6	3.7	3.3	3.8	0.5	4.8	2.5	3.1	4.6	3.4	4.3	-	-	11.9	12.1	17.4
3. 3-5	1.8	2.1	1.4	1.9	0.2	2.2	1.7	1.4	2.3	1.4	2.8	-	-	1.5	8.6	13.2
4. 6-9	0.8	1.0	0.7	0.9	0.1	0.9	0.8	0.6	1.3	0.6	1.3	-	-	-	4.2	6.9
5. 10-19	0.8	1.1	0.7	0.9	0.1	0.8	0.8	0.6	1.3	0.7	1.1	-	-	-	3.5	14.1
6. 20-39	0.6	0.6	0.6	0.7	0.1	0.6	0.4	0.6	0.8	0.5	0.7	-	-	-	2.6	7.9
7. 40 or more	1.0	1.3	0.7	1.0	0.4	1.2	1.1	1.0	0.9	0.6	2.0	-	-	-	3.8	20.7
<i>Item 950 Subject A01a</i>	<i>N 15352</i>	<i>7138</i>	<i>7706</i>	<i>10104</i>	<i>1955</i>	<i>3218</i>	<i>4111</i>	<i>5274</i>	<i>2748</i>	<i>11089</i>	<i>3284</i>	<i>6980</i>	<i>3757</i>	<i>1684</i>	<i>2456</i>	<i>314</i>
B10B: . . . during the last 12 months?																
1. 0 occasions	94.5	93.4	95.8	94.0	99.1	93.4	95.3	95.2	93.2	95.6	91.9	100.0	100.0	95.2	76.8	39.0
2. 1-2	2.3	2.7	1.8	2.7	0.2	2.9	1.9	2.0	2.7	2.1	2.7	-	-	4.3	9.7	14.6
3. 3-5	1.1	1.5	0.9	1.3	0.2	1.6	1.0	0.9	1.5	0.8	2.3	-	-	0.5	5.4	11.5
4. 6-9	0.7	0.8	0.5	0.8	0.1	0.6	0.8	0.6	0.9	0.5	1.2	-	-	-	3.2	10.2
5. 10-19	0.6	0.7	0.5	0.6	0.2	0.6	0.3	0.6	1.0	0.5	0.7	-	-	-	2.5	8.9
6. 20-39	0.3	0.3	0.3	0.3	-	0.5	0.3	0.3	0.4	0.2	0.5	-	-	-	1.2	7.0
7. 40 or more	0.4	0.6	0.2	0.4	0.1	0.3	0.4	0.4	0.3	0.3	0.7	-	-	-	1.3	8.8
<i>Item 960 Subject A01b</i>	<i>N 15344</i>	<i>7135</i>	<i>7703</i>	<i>10097</i>	<i>1954</i>	<i>3218</i>	<i>4110</i>	<i>5271</i>	<i>2745</i>	<i>11083</i>	<i>3282</i>	<i>6983</i>	<i>3760</i>	<i>1681</i>	<i>2443</i>	<i>315</i>
B10C: . . . during the last 30 days?																
1. 0 occasions	97.7	97.2	98.4	97.6	99.3	97.7	98.0	97.9	97.2	98.3	96.7	100.0	100.0	98.5	91.2	65.6
2. 1-2	1.2	1.4	0.9	1.3	0.3	1.2	1.1	1.1	1.5	1.0	1.5	-	-	1.4	4.9	12.8
3. 3-5	0.5	0.6	0.4	0.6	0.1	0.7	0.3	0.4	0.8	0.4	0.8	-	-	*	2.0	9.3
4. 6-9	0.2	0.3	0.1	0.2	0.1	0.1	0.2	0.2	0.2	0.1	0.3	-	-	-	0.7	3.3
5. 10-19	0.2	0.3	0.2	0.2	0.1	0.1	0.2	0.2	0.3	0.2	0.4	-	-	-	0.7	5.3
6. 20-39	0.1	0.1	0.1	*	0.1	-	0.1	0.1	*	*	0.1	-	-	-	0.2	2.3
7. 40 or more	0.1	0.1	*	0.1	*	0.1	0.1	0.1	0.1	0.1	0.1	-	-	-	0.3	1.4
<i>Item 970 Subject A01c</i>	<i>N 15346</i>	<i>7134</i>	<i>7707</i>	<i>10103</i>	<i>1954</i>	<i>3219</i>	<i>4114</i>	<i>5271</i>	<i>2743</i>	<i>11085</i>	<i>3286</i>	<i>6982</i>	<i>3762</i>	<i>1681</i>	<i>2447</i>	<i>312</i>
(Data is combined from Forms 1-6, question number and section may vary.) On how many occasions (if any) have you used "crack" (cocaine in chunk or rock form) . . .																
B10D: . . . in your lifetime?																
1. 0 occasions	96.1	95.7	96.6	96.1	99.5	95.4	96.4	97.1	94.6	97.1	93.3	100.0	100.0	94.8	86.0	47.8
2. 1-2	2.0	2.1	1.8	2.0	0.1	2.4	1.8	1.6	2.6	1.6	3.3	-	-	5.0	6.5	19.7
3. 3-5	0.5	0.5	0.6	0.6	-	0.6	0.6	0.4	0.8	0.4	0.9	-	-	-	2.4	7.8
4. 6-9	0.4	0.3	0.4	0.3	0.1	0.5	0.3	0.2	0.7	0.3	0.6	-	-	-	1.5	5.6
5. 10-19	0.4	0.6	0.2	0.4	0.1	0.5	0.3	0.3	0.6	0.3	0.7	-	-	-	1.6	7.1
6. 20-39	0.2	0.1	0.3	0.2	0.1	0.2	0.2	0.1	0.2	0.1	0.4	-	-	-	0.8	2.6
7. 40 or more	0.4	0.7	0.1	0.4	0.2	0.4	0.5	0.3	0.4	0.2	0.8	-	-	0.2	1.1	9.3
<i>Item 22260 Subject A01a</i>	<i>N 14648</i>	<i>6753</i>	<i>7428</i>	<i>9796</i>	<i>1798</i>	<i>2978</i>	<i>3955</i>	<i>5039</i>	<i>2675</i>	<i>10726</i>	<i>3103</i>	<i>6638</i>	<i>3579</i>	<i>1601</i>	<i>2358</i>	<i>294</i>
B10E: . . . during the last 12 months?																
1. 0 occasions	97.6	97.0	98.2	97.6	99.6	97.4	97.8	98.2	96.6	98.3	95.7	100.0	100.0	98.1	91.1	63.3
2. 1-2	1.3	1.6	1.0	1.3	0.1	1.4	1.3	0.9	1.9	1.0	2.1	-	-	1.8	4.7	17.0
3. 3-5	0.4	0.5	0.3	0.4	-	0.5	0.3	0.4	0.5	0.3	0.9	-	-	-	2.0	5.0
4. 6-9	0.2	0.2	0.2	0.2	0.1	0.2	0.1	0.2	0.4	0.1	0.5	-	-	-	0.6	5.3
5. 10-19	0.2	0.2	0.1	0.2	0.1	0.2	0.1	0.1	0.4	0.1	0.2	-	-	-	0.7	3.1
6. 20-39	0.1	0.1	0.1	0.1	-	0.1	0.2	0.1	0.1	0.1	0.2	-	-	-	0.4	2.9
7. 40 or more	0.2	0.3	*	0.2	0.1	0.3	0.2	0.1	0.2	0.1	0.4	-	-	0.2	0.5	3.3
<i>Item 22270 Subject A01b</i>	<i>N 14658</i>	<i>6759</i>	<i>7430</i>	<i>9802</i>	<i>1800</i>	<i>2975</i>	<i>3961</i>	<i>5047</i>	<i>2675</i>	<i>10730</i>	<i>3106</i>	<i>6648</i>	<i>3585</i>	<i>1601</i>	<i>2353</i>	<i>293</i>
B10F: . . . during the last 30 days?																
1. 0 occasions	99.1	98.6	99.5	99.2	99.7	99.2	99.0	99.3	98.6	99.5	98.0	100.0	100.0	99.4	96.7	83.5
2. 1-2	0.5	0.7	0.4	0.5	0.1	0.3	0.6	0.3	1.0	0.3	1.2	-	-	0.4	1.9	7.4
3. 3-5	0.2	0.2	0.1	0.2	-	0.2	0.2	0.1	0.1	0.1	0.2	-	-	-	0.5	3.7
4. 6-9	0.1	0.1	0.1	0.1	0.1	*	*	0.1	0.2	*	0.2	-	-	-	0.3	2.0
5. 10-19	0.1	0.1	*	*	-	0.1	0.1	0.1	*	*	0.1	-	-	-	0.2	1.3
6. 20-39	*	0.1	*	*	-	-	*	0.1	*	*	*	-	-	-	0.1	0.7
7. 40 or more	0.1	0.2	*	0.1	0.1	0.1	0.1	*	0.1	*	0.2	-	-	0.2	0.2	1.4
<i>Item 22280 Subject A01c</i>	<i>N 14662</i>	<i>6760</i>	<i>7433</i>	<i>9806</i>	<i>1800</i>	<i>2979</i>	<i>3961</i>	<i>5048</i>	<i>2674</i>	<i>10731</i>	<i>3109</i>	<i>6647</i>	<i>3586</i>	<i>1602</i>	<i>2356</i>	<i>293</i>
(FORMS 1, 3, 4, AND 6 ONLY) On how many occasions (if any) have you used cocaine in any other form . . .																

DESCRIPTIVE RESULTS: 1997

29

QUESTIONNAIRE FORM 1-6 1997	TOTAL	SEX		RACE		REGION				COLLEGE PLANS?		ILLICIT DRUG USE: LIFETIME				
		M	F	White	Black	NE	NC	S	W	Yes	No	None	Mari- juana Only	Few Pills	More Pills	Any Her- oin
<i>N (Weighted No. of Cases):</i> <i>% of Weighted Total:</i>	15963 100.0	7269 45.5	7793 48.8	10210 64.0	2001 12.5	3405 21.3	4249 26.6	5469 34.3	2839 17.8	11226 70.3	3342 20.9	7054 44.2	3835 24.0	1708 10.7	2532 15.9	320 2.0
B10G: . . . in your lifetime?																
1. 0 occasions	91.8	91.1	93.0	91.3	98.9	90.3	93.1	93.1	89.2	93.2	88.8	100.0	100.0	87.5	65.4	24.7
2. 1-2	3.9	4.3	3.3	4.3	0.7	4.9	3.0	3.5	5.0	3.4	5.3	-	-	12.5	14.3	18.7
3. 3-5	1.4	1.5	1.2	1.5	*	1.8	1.2	1.0	2.1	1.2	1.7	-	-	-	7.5	12.0
4. 6-9	0.8	1.0	0.5	0.8	0.1	0.7	0.7	0.5	1.4	0.6	1.0	-	-	-	4.0	6.8
5. 10-19	0.8	0.8	0.8	0.8	0.1	0.8	0.7	0.8	0.9	0.6	1.1	-	-	-	3.4	13.5
6. 20-39	0.6	0.6	0.5	0.6	*	0.6	0.5	0.4	0.8	0.5	0.8	-	-	-	2.6	8.3
7. 40 or more	0.7	0.8	0.6	0.7	0.1	1.0	0.7	0.7	0.5	0.4	1.3	-	-	-	2.8	15.8
<i>Item 22320 Subject A01a</i>	<i>N 10236</i>	<i>4722</i>	<i>5152</i>	<i>6735</i>	<i>1290</i>	<i>2139</i>	<i>2745</i>	<i>3514</i>	<i>1838</i>	<i>7348</i>	<i>2183</i>	<i>4642</i>	<i>2563</i>	<i>1088</i>	<i>1628</i>	<i>183</i>
B10H: . . . during the last 12 months?																
1. 0 occasions	95.0	94.3	96.0	94.4	99.5	94.1	95.9	95.4	93.8	95.9	93.0	100.0	100.0	95.9	77.2	45.2
2. 1-2	2.4	2.7	1.9	2.7	0.1	2.9	1.5	2.4	3.2	2.1	3.1	-	-	4.1	10.5	17.2
3. 3-5	0.9	1.1	0.7	1.1	0.2	1.3	1.0	0.7	0.9	0.6	1.7	-	-	-	4.6	10.4
4. 6-9	0.7	0.7	0.5	0.8	-	0.5	0.9	0.5	0.9	0.5	0.7	-	-	-	3.5	6.7
5. 10-19	0.5	0.7	0.4	0.5	0.2	0.7	0.3	0.6	0.6	0.4	0.8	-	-	-	2.2	10.9
6. 20-39	0.3	0.2	0.3	0.3	-	0.3	0.2	0.2	0.4	0.2	0.4	-	-	-	1.2	4.8
7. 40 or more	0.2	0.3	0.2	0.2	-	0.2	0.2	0.2	0.2	0.1	0.4	-	-	-	0.8	4.8
<i>Item 22330 Subject A01b</i>	<i>N 10228</i>	<i>4720</i>	<i>5147</i>	<i>6729</i>	<i>1290</i>	<i>2139</i>	<i>2745</i>	<i>3513</i>	<i>1832</i>	<i>7344</i>	<i>2181</i>	<i>4644</i>	<i>2564</i>	<i>1084</i>	<i>1621</i>	<i>184</i>
B10I: . . . during the last 30 days?																
1. 0 occasions	98.0	97.7	98.5	97.9	99.6	98.1	98.2	97.9	97.7	98.4	97.4	100.0	100.0	98.5	91.7	69.2
2. 1-2	1.3	1.5	0.9	1.4	0.2	1.1	1.4	1.3	1.3	1.0	1.6	-	-	1.5	5.4	14.9
3. 3-5	0.4	0.3	0.4	0.4	0.1	0.5	0.2	0.3	0.6	0.3	0.4	-	-	-	1.6	7.1
4. 6-9	0.1	0.3	*	0.1	0.1	0.2	*	0.2	0.1	0.1	0.3	-	-	-	0.4	4.7
5. 10-19	0.1	0.1	0.1	0.1	*	*	0.1	0.2	0.2	0.1	0.3	-	-	-	0.5	3.0
6. 20-39	0.1	-	0.1	*	-	-	0.1	0.1	*	*	0.1	-	-	-	0.2	0.9
7. 40 or more	*	-	-	*	-	*	-	*	-	*	*	-	-	-	0.1	0.3
<i>Item 22340 Subject A01c</i>	<i>N 10229</i>	<i>4718</i>	<i>5149</i>	<i>6730</i>	<i>1291</i>	<i>2138</i>	<i>2745</i>	<i>3514</i>	<i>1832</i>	<i>7346</i>	<i>2180</i>	<i>4644</i>	<i>2565</i>	<i>1084</i>	<i>1622</i>	<i>183</i>
B11: Amphetamines have been prescribed by doctors to help people lose weight or to give people more energy. They are sometimes called uppers, ups, speed, bennies, dexies, pep pills, and diet pills. Drugstores are not supposed to sell them without a prescription from a doctor. Amphetamines do NOT include any non-prescription drugs, such as over-the-counter diet pills (like Dexatrim) or stay-awake pills (like No-Doz), or any mail-order drugs.																
On how many occasions (if any) have you taken amphetamines on your own—that is, without a doctor telling you to take them . . .																
B11A: . . . in your lifetime?																
1. 0 occasions	83.5	84.8	82.3	80.7	94.9	83.0	82.4	84.4	84.0	85.1	77.9	100.0	100.0	58.4	35.2	26.5
2. 1-2	6.6	5.5	7.5	7.6	2.5	6.7	6.5	6.9	6.0	6.2	7.9	-	-	41.6	10.6	14.0
3. 3-5	2.9	2.8	3.1	3.3	0.8	2.9	2.9	2.9	3.3	2.7	3.7	-	-	-	17.0	9.9
4. 6-9	2.0	1.9	2.2	2.3	0.8	2.4	1.9	1.8	2.2	1.9	2.5	-	-	-	11.3	10.1
5. 10-19	2.0	2.0	1.9	2.6	0.3	2.1	2.5	1.8	1.5	1.6	3.4	-	-	-	10.9	11.2
6. 20-39	1.2	1.0	1.2	1.3	0.3	1.2	1.3	0.8	1.4	1.0	1.8	-	-	-	6.1	8.3
7. 40 or more	1.8	1.9	1.7	2.2	0.4	1.8	2.5	1.5	1.6	1.5	2.8	-	-	-	8.9	20.0
<i>Item 980 Subject A01a</i>	<i>N 15381</i>	<i>7129</i>	<i>7693</i>	<i>10100</i>	<i>1954</i>	<i>3233</i>	<i>4132</i>	<i>5266</i>	<i>2749</i>	<i>11087</i>	<i>3277</i>	<i>6970</i>	<i>3771</i>	<i>1690</i>	<i>2486</i>	<i>309</i>
B11B: . . . during the last 12 months?																
1. 0 occasions	89.8	89.9	89.8	88.0	97.3	88.9	89.2	90.2	90.9	91.1	85.9	100.0	100.0	85.5	53.7	43.0
2. 1-2	4.3	4.1	4.4	4.9	1.1	4.5	4.1	4.5	4.1	4.0	5.2	-	-	14.5	15.0	15.9
3. 3-5	1.9	2.1	1.8	2.3	0.7	2.3	1.9	1.8	1.7	1.7	2.7	-	-	-	10.7	8.4
4. 6-9	1.4	1.2	1.5	1.6	0.4	1.5	1.6	1.2	1.0	1.1	2.1	-	-	-	7.3	9.0
5. 10-19	1.3	1.2	1.3	1.7	0.3	1.5	1.4	1.3	0.9	1.1	2.0	-	-	-	6.9	8.6
6. 20-39	0.6	0.6	0.6	0.7	0.1	0.6	0.5	0.5	0.9	0.5	0.7	-	-	-	3.0	5.4
7. 40 or more	0.7	0.8	0.6	0.9	0.1	0.7	1.2	0.5	0.5	0.5	1.5	-	-	-	3.4	9.7
<i>Item 990 Subject A01b</i>	<i>N 15383</i>	<i>7126</i>	<i>7698</i>	<i>10096</i>	<i>1958</i>	<i>3228</i>	<i>4137</i>	<i>5272</i>	<i>2746</i>	<i>11089</i>	<i>3273</i>	<i>6977</i>	<i>3776</i>	<i>1681</i>	<i>2478</i>	<i>315</i>

*=less than .05 percent.

MONITORING THE FUTURE

QUESTIONNAIRE FORM 1-6 1997	TOTAL	SEX		RACE		REGION				COLLEGE PLANS?		ILLICIT DRUG USE: LIFETIME				
		M	F	White	Black	NE	NC	S	W	Yes	No	None	Mari- juana Only	Few Pills	More Pills	Any Her- oin
<i>N (Weighted No. of Cases):</i> <i>% of Weighted Total:</i>	15963 100.0	7269 45.5	7793 48.8	10210 64.0	2001 12.5	3405 21.3	4249 26.6	5469 34.3	2839 17.8	11226 70.3	3342 20.9	7054 44.2	3835 24.0	1708 10.7	2532 15.9	320 2.0
B11C: . . . during the last 30 days?																
1. 0 occasions	95.2	95.5	95.0	94.2	98.6	94.4	95.0	95.4	96.1	95.9	92.8	100.0	100.0	96.4	76.6	68.6
2. 1-2	2.5	2.3	2.5	2.9	0.7	3.1	2.3	2.6	1.8	2.2	3.3	-	-	3.6	11.3	12.4
3. 3-5	0.9	0.8	1.0	1.1	0.2	1.0	0.9	0.9	0.8	0.7	1.5	-	-	-	4.5	8.3
4. 6-9	0.6	0.7	0.5	0.7	0.3	0.6	0.8	0.5	0.6	0.4	1.3	-	-	-	3.6	1.8
5. 10-19	0.5	0.5	0.6	0.7	*	0.5	0.6	0.5	0.4	0.5	0.8	-	-	-	2.6	5.2
6. 20-39	0.2	0.2	0.3	0.3	0.1	0.2	0.3	0.1	0.1	0.2	0.3	-	-	-	1.0	2.3
7. 40 or more	0.1	0.1	0.1	0.1	-	0.1	0.1	0.1	0.1	0.1	0.1	-	-	-	0.4	1.4
<i>Item 1000 Subject A01c</i>	<i>N 15371</i>	<i>7122</i>	<i>7692</i>	<i>10089</i>	<i>1957</i>	<i>3228</i>	<i>4129</i>	<i>5272</i>	<i>2741</i>	<i>11089</i>	<i>3266</i>	<i>6977</i>	<i>3779</i>	<i>1680</i>	<i>2469</i>	<i>311</i>
(FORMS 2 AND 5 ONLY) On how many occasions (if any) have you smoked (or inhaled the fumes of) crystal meth ("ice") . . .																
B11D: . . . in your lifetime?																
1. 0 occasions	95.6	94.7	96.4	95.6	98.1	95.0	96.6	96.8	92.5	96.3	93.3	100.0	100.0	94.1	85.9	45.0
2. 1-2	2.3	2.7	2.0	2.4	1.0	2.7	1.8	2.0	3.3	1.9	3.7	-	-	5.9	6.1	25.0
3. 3-5	0.7	0.9	0.5	0.6	0.2	0.8	0.5	0.4	1.3	0.7	0.7	-	-	-	2.5	9.8
4. 6-9	0.2	0.2	0.2	0.2	-	0.2	0.1	-	0.4	0.1	0.3	-	-	-	0.8	1.0
5. 10-19	0.5	0.6	0.4	0.5	-	0.5	0.3	0.2	1.4	0.4	0.9	-	-	-	2.0	6.4
6. 20-39	0.3	0.5	0.1	0.3	0.2	0.2	0.2	0.4	0.5	0.2	0.6	-	-	-	1.4	2.9
7. 40 or more	0.5	0.5	0.4	0.4	0.5	0.6	0.6	0.2	0.7	0.3	0.6	-	-	-	1.3	9.8
<i>Item 24380 Subject A01a</i>	<i>N 5154</i>	<i>2441</i>	<i>2578</i>	<i>3392</i>	<i>673</i>	<i>1078</i>	<i>1382</i>	<i>1769</i>	<i>924</i>	<i>3770</i>	<i>1106</i>	<i>2326</i>	<i>1203</i>	<i>601</i>	<i>846</i>	<i>131</i>
B11E: . . . during the last 12 months?																
1. 0 occasions	97.7	97.4	98.0	97.7	99.1	97.2	98.1	98.4	96.3	98.1	96.2	100.0	100.0	98.7	92.0	67.6
2. 1-2	1.3	1.5	1.2	1.4	0.2	1.7	1.0	0.9	1.9	1.3	1.7	-	-	1.3	4.5	15.6
3. 3-5	0.3	0.3	0.4	0.3	-	0.3	0.3	0.1	0.8	0.2	0.6	-	-	-	1.3	3.6
4. 6-9	0.2	0.4	0.1	0.3	0.2	0.3	0.3	0.1	0.2	0.1	0.7	-	-	-	1.0	3.1
5. 10-19	0.2	0.3	0.2	0.3	0.3	0.4	0.1	0.1	0.4	0.2	0.3	-	-	-	0.8	3.5
6. 20-39	0.1	0.1	0.1	0.1	-	-	0.2	0.1	0.1	0.1	0.3	-	-	-	-	4.4
7. 40 or more	0.1	0.1	0.1	-	0.2	0.1	-	0.2	0.2	*	0.1	-	-	-	0.5	2.2
<i>Item 24390 Subject A01b</i>	<i>N 5152</i>	<i>2440</i>	<i>2578</i>	<i>3392</i>	<i>673</i>	<i>1079</i>	<i>1382</i>	<i>1769</i>	<i>923</i>	<i>3769</i>	<i>1106</i>	<i>2326</i>	<i>1203</i>	<i>600</i>	<i>845</i>	<i>131</i>
B11F: . . . during the last 30 days?																
1. 0 occasions	99.2	99.2	99.2	99.2	99.4	99.2	99.3	99.4	98.7	99.5	98.4	100.0	100.0	99.9	97.7	83.8
2. 1-2	0.3	0.5	0.2	0.4	0.3	0.3	0.4	0.3	0.3	0.3	0.6	-	-	0.1	1.1	5.7
3. 3-5	0.1	0.1	0.2	0.2	0.1	0.1	0.1	*	0.5	0.1	0.3	-	-	-	0.5	2.1
4. 6-9	0.1	0.1	0.2	0.2	-	0.3	0.1	0.1	-	0.1	0.4	-	-	-	0.1	4.3
5. 10-19	0.1	0.1	0.1	0.1	-	-	0.1	-	0.3	0.1	0.1	-	-	-	0.1	2.0
6. 20-39	*	-	*	-	-	-	-	*	-	*	-	-	-	-	-	-
7. 40 or more	0.1	0.1	0.1	-	0.2	0.1	-	0.1	0.2	-	0.1	-	-	-	0.3	2.2
<i>Item 24400 Subject A01c</i>	<i>N 5152</i>	<i>2440</i>	<i>2578</i>	<i>3393</i>	<i>673</i>	<i>1081</i>	<i>1382</i>	<i>1769</i>	<i>921</i>	<i>3767</i>	<i>1107</i>	<i>2326</i>	<i>1205</i>	<i>600</i>	<i>843</i>	<i>131</i>
The next questions are about QUAALUDES (Methaqualone).																
Quaaludes are sometimes called: soapers, quads, ludes.																
B12: (FORM 1 ONLY) On how many occasions (if any) have you taken quaaludes on your own—that is, without a doctor telling you to take them . . .																
B12A: . . . use in your lifetime?																
1. 0 occasions	98.3	97.8	99.1	98.2	99.6	97.6	98.3	98.6	98.7	98.9	97.3	100.0	100.0	99.2	93.4	57.5
2. 1-2	0.8	1.2	0.5	1.0	-	1.4	0.5	1.0	0.6	0.7	1.2	-	-	0.8	3.7	14.3
3. 3-5	0.3	0.3	0.2	0.3	-	0.3	0.6	0.1	0.1	0.3	-	-	-	-	0.7	13.9
4. 6-9	0.2	0.1	0.2	0.1	0.4	0.2	-	0.3	0.3	-	0.5	-	-	-	0.3	9.1
5. 10-19	0.1	0.1	-	*	-	0.3	-	*	-	*	-	-	-	-	0.5	-
6. 20-39	0.1	0.1	-	0.1	-	-	0.2	-	-	-	0.3	-	-	-	0.4	-
7. 40 or more	0.2	0.4	0.1	0.3	-	0.2	0.5	-	0.3	0.1	0.8	-	-	-	1.0	5.2
<i>Item 1010 Subject A01a</i>	<i>N 2484</i>	<i>1095</i>	<i>1244</i>	<i>1602</i>	<i>305</i>	<i>507</i>	<i>679</i>	<i>850</i>	<i>447</i>	<i>1742</i>	<i>456</i>	<i>1136</i>	<i>657</i>	<i>236</i>	<i>384</i>	<i>35</i>

DESCRIPTIVE RESULTS: 1997

31

QUESTIONNAIRE FORM 1-6 1997	TOTAL	SEX		RACE		REGION				COLLEGE PLANS?		ILLICIT DRUG USE: LIFETIME					
		M	F	White	Black	NE	NC	S	W	Yes	No	None	Mari- juana Only	Few Pills	More Pills	Any Her- oin	
<i>N (Weighted No. of Cases):</i>	15963	7269	7793	10210	2001	3405	4249	5469	2839	11226	3342	7054	3835	1708	2532	320	
<i>% of Weighted Total:</i>	100.0	45.5	48.8	64.0	12.5	21.3	26.6	34.3	17.8	70.3	20.9	44.2	24.0	10.7	15.9	2.0	
B12B: . . . during the last 12 months?																	
1. 0 occasions	99.0	99.2	99.1	99.0	99.6	98.7	99.2	99.1	99.1	99.6	97.7	100.0	100.0	99.8	95.9	77.6	
2. 1-2	0.6	0.3	0.8	0.7	0.4	0.9	0.2	0.8	0.5	0.4	1.0	-	-	0.2	2.1	18.0	
3. 3-5	0.1	-	0.1	0.1	-	-	-	0.1	0.1	-	0.2	-	-	-	0.2	2.7	
4. 6-9	0.1	*	-	*	-	0.3	-	-	-	*	-	-	-	-	0.4	-	
5. 10-19	0.1	0.3	*	0.2	-	-	0.5	-	-	*	0.6	-	-	-	0.8	-	
6. 20-39	0.1	0.2	-	0.1	-	-	0.2	-	0.1	-	0.5	-	-	-	0.4	1.8	
7. 40 or more	*	0.1	-	-	-	-	-	-	0.2	-	-	-	-	-	0.2	-	
<i>Item 1020 Subject A01b</i>	<i>N</i>	2483	1094	1244	1602	305	506	679	850	447	1742	456	1136	657	236	384	35
B12C: . . . during the last 30 days?																	
1. 0 occasions	99.7	99.7	99.9	99.9	99.6	99.7	99.7	100.0	99.4	99.9	99.3	100.0	100.0	100.0	98.9	94.1	
2. 1-2	0.2	0.1	0.1	0.1	0.4	0.3	0.3	-	0.3	*	0.6	-	-	-	0.8	4.1	
3. 3-5	*	*	*	*	-	0.1	*	-	-	*	-	-	-	-	0.2	-	
4. 6-9	-	-	-	-	-	-	-	-	-	-	-	-	-	-	-	-	
5. 10-19	-	-	-	-	-	-	-	-	-	-	-	-	-	-	-	-	
6. 20-39	*	0.1	-	-	-	-	-	-	0.1	-	0.1	-	-	-	-	1.8	
7. 40 or more	*	0.1	-	-	-	-	-	-	0.2	-	-	-	-	-	0.2	-	
<i>Item 1030 Subject A01c</i>	<i>N</i>	2483	1094	1244	1602	305	506	679	850	447	1742	456	1136	657	236	384	35
B13: Barbiturates are sometimes prescribed by doctors to help people relax or get to sleep. They are sometimes called downs, downers, goofballs, yellows, reds, blues, rainbows. On how many occasions (if any) have you taken barbiturates on your own—that is, without a doctor telling you to take them . . .																	
B13A: . . . in your lifetime?																	
1. 0 occasions	91.9	91.5	92.3	90.3	98.4	90.6	92.6	91.2	93.4	92.6	89.7	100.0	100.0	85.1	66.9	41.2	
2. 1-2	3.8	3.6	3.9	4.4	0.7	4.3	3.5	4.0	3.3	3.5	4.4	-	-	14.9	11.4	17.5	
3. 3-5	1.4	1.5	1.4	1.8	0.4	1.9	1.3	1.5	1.0	1.4	1.6	-	-	-	8.0	7.8	
4. 6-9	1.0	1.0	1.0	1.1	0.1	1.1	0.7	1.1	1.1	0.9	1.2	-	-	-	4.9	8.9	
5. 10-19	0.7	0.8	0.6	0.9	0.1	0.9	0.5	0.8	0.4	0.6	0.9	-	-	-	3.4	6.5	
6. 20-39	0.5	0.7	0.3	0.6	0.1	0.6	0.5	0.5	0.4	0.4	0.8	-	-	-	2.5	5.5	
7. 40 or more	0.7	1.0	0.5	0.9	0.1	0.6	0.8	0.9	0.5	0.5	1.2	-	-	-	2.9	12.6	
<i>Item 1040 Subject A01a</i>	<i>N</i>	15356	7156	7709	10114	1962	3215	4121	5266	2754	11113	3277	6961	3757	1681	2466	311
B13B: . . . during the last 12 months?																	
1. 0 occasions	94.9	94.7	95.2	93.8	98.8	94.3	95.6	94.2	95.8	95.4	93.4	100.0	100.0	94.8	77.2	56.5	
2. 1-2	2.6	2.4	2.8	3.1	0.7	2.9	2.2	2.9	2.4	2.5	3.0	-	-	5.2	10.6	16.3	
3. 3-5	1.0	1.1	0.8	1.1	0.2	1.2	0.9	1.0	0.7	0.9	1.2	-	-	-	4.9	8.6	
4. 6-9	0.6	0.6	0.6	0.7	0.1	0.7	0.4	0.8	0.2	0.5	0.7	-	-	-	2.8	5.2	
5. 10-19	0.5	0.7	0.3	0.7	-	0.4	0.6	0.5	0.4	0.4	0.9	-	-	-	2.4	5.9	
6. 20-39	0.3	0.4	0.3	0.4	0.1	0.2	0.3	0.4	0.4	0.2	0.6	-	-	-	1.5	4.6	
7. 40 or more	0.1	0.2	0.1	0.2	*	0.3	0.1	0.2	*	0.1	0.2	-	-	-	0.5	2.9	
<i>Item 1050 Subject A01b</i>	<i>N</i>	15353	7150	7711	10115	1962	3215	4121	5264	2754	11114	3275	6961	3761	1676	2466	311
B13C: . . . during the last 30 days?																	
1. 0 occasions	97.9	97.4	98.3	97.4	99.4	97.9	97.9	97.5	98.4	98.3	96.5	100.0	100.0	98.7	90.3	77.9	
2. 1-2	1.2	1.4	1.0	1.4	0.3	1.1	1.0	1.5	0.9	1.0	1.8	-	-	1.3	5.8	6.7	
3. 3-5	0.5	0.5	0.4	0.6	0.1	0.5	0.5	0.5	0.3	0.3	0.7	-	-	-	2.0	6.7	
4. 6-9	0.2	0.3	0.1	0.2	0.1	0.2	0.2	0.2	0.1	0.1	0.5	-	-	-	0.8	2.8	
5. 10-19	0.2	0.4	0.1	0.3	-	0.2	0.2	0.3	0.3	0.2	0.4	-	-	-	0.8	5.3	
6. 20-39	0.1	0.1	*	0.1	*	0.1	0.1	*	-	*	*	-	-	-	0.2	0.6	
7. 40 or more	*	*	-	-	*	*	-	*	-	-	*	-	-	-	0.1	-	
<i>Item 1060 Subject A01c</i>	<i>N</i>	15351	7151	7709	10111	1962	3215	4119	5263	2754	11115	3275	6963	3761	1675	2462	311
B14: Tranquilizers are sometimes prescribed by doctors to calm people down, quiet their nerves, or relax their muscles. Librium, Valium, and Miltown are all tranquilizers. On how many occasions (if any) have you taken tranquilizers on your own—that is, without a doctor telling you to take them . . .																	

*=less than .05 percent.

MONITORING THE FUTURE

QUESTIONNAIRE FORM 1-6 1997	TOTAL	SEX		RACE		REGION				COLLEGE PLANS?		ILLICIT DRUG USE: LIFETIME				
		M	F	White	Black	NE	NC	S	W	Yes	No	None	Mari- juana Only	Few Pills	More Pills	Any Her- oin
<i>N (Weighted No. of Cases):</i> <i>% of Weighted Total:</i>	15963 100.0	7269 45.5	7793 48.8	10210 64.0	2001 12.5	3405 21.3	4249 26.6	5469 34.3	2839 17.8	11226 70.3	3342 20.9	7054 44.2	3835 24.0	1708 10.7	2532 15.9	320 2.0
B14A: . . . in your lifetime?																
1. 0 occasions	92.2	91.7	92.8	90.8	98.5	91.0	93.9	91.2	93.1	93.1	90.0	100.0	100.0	85.2	69.1	42.2
2. 1-2	4.0	3.8	4.1	4.6	0.8	4.9	3.4	4.1	3.3	3.7	4.7	-	-	14.8	12.0	20.1
3. 3-5	1.3	1.4	1.1	1.5	0.2	1.4	0.9	1.4	1.3	1.1	1.9	-	-	-	6.6	9.8
4. 6-9	0.9	1.1	0.6	1.1	0.3	0.8	0.6	1.2	0.7	0.7	1.2	-	-	-	4.5	6.6
5. 10-19	0.7	0.8	0.6	0.8	0.2	0.9	0.4	0.8	0.8	0.6	1.0	-	-	-	3.6	5.6
6. 20-39	0.5	0.5	0.4	0.6	0.1	0.5	0.3	0.6	0.6	0.4	0.8	-	-	-	2.3	5.9
7. 40 or more	0.5	0.7	0.3	0.6	*	0.5	0.4	0.7	0.2	0.4	0.5	-	-	-	1.9	9.7
<i>Item 1070 Subject A01a</i>	<i>N 15353</i>	<i>7149</i>	<i>7719</i>	<i>10128</i>	<i>1957</i>	<i>3213</i>	<i>4119</i>	<i>5267</i>	<i>2754</i>	<i>11110</i>	<i>3279</i>	<i>6957</i>	<i>3757</i>	<i>1682</i>	<i>2476</i>	<i>311</i>
B14B: . . . during the last 12 months?																
1. 0 occasions	95.3	94.6	96.1	94.2	99.2	94.7	96.5	94.6	95.7	96.0	93.9	100.0	100.0	94.0	80.0	60.0
2. 1-2	2.6	2.8	2.4	3.3	0.2	2.8	2.3	3.0	2.4	2.4	3.2	-	-	6.0	10.3	16.0
3. 3-5	0.7	0.9	0.5	0.9	0.1	1.1	0.4	0.7	0.6	0.6	0.9	-	-	-	3.5	5.9
4. 6-9	0.6	0.7	0.4	0.6	0.4	0.6	0.4	0.7	0.5	0.5	0.9	-	-	-	2.7	7.0
5. 10-19	0.4	0.5	0.3	0.5	0.1	0.4	0.2	0.6	0.5	0.3	0.5	-	-	-	2.0	3.6
6. 20-39	0.3	0.3	0.2	0.3	-	0.3	0.2	0.3	0.2	0.1	0.5	-	-	-	1.1	4.4
7. 40 or more	0.1	0.2	0.1	0.1	*	0.2	0.1	0.1	0.1	0.1	0.1	-	-	-	0.4	3.2
<i>Item 1080 Subject A01b</i>	<i>N 15351</i>	<i>7145</i>	<i>7718</i>	<i>10122</i>	<i>1958</i>	<i>3213</i>	<i>4121</i>	<i>5267</i>	<i>2750</i>	<i>11109</i>	<i>3273</i>	<i>6961</i>	<i>3760</i>	<i>1676</i>	<i>2469</i>	<i>311</i>
B14C: . . . during the last 30 days?																
1. 0 occasions	98.2	97.7	98.7	97.8	99.7	98.0	98.6	97.9	98.4	98.6	97.1	100.0	100.0	98.6	92.1	80.0
2. 1-2	1.1	1.4	0.8	1.4	0.1	1.2	0.9	1.3	0.7	0.9	1.7	-	-	1.4	4.7	8.7
3. 3-5	0.4	0.5	0.2	0.4	0.1	0.3	0.3	0.5	0.5	0.3	0.6	-	-	-	1.9	3.7
4. 6-9	0.2	0.3	0.1	0.2	0.1	0.2	0.1	0.2	0.2	0.1	0.4	-	-	-	0.8	2.2
5. 10-19	0.1	0.1	0.1	0.2	-	0.1	0.1	0.1	0.1	0.1	0.1	-	-	-	0.1	4.5
6. 20-39	*	*	*	*	-	*	-	0.1	0.1	*	0.1	-	-	-	0.2	1.0
7. 40 or more	*	*	*	*	-	*	*	-	*	*	-	-	-	-	0.1	-
<i>Item 1090 Subject A01c</i>	<i>N 15350</i>	<i>7145</i>	<i>7718</i>	<i>10122</i>	<i>1958</i>	<i>3214</i>	<i>4119</i>	<i>5268</i>	<i>2750</i>	<i>11108</i>	<i>3276</i>	<i>6961</i>	<i>3761</i>	<i>1678</i>	<i>2469</i>	<i>310</i>
B15: On how many occasions (if any) have you used heroin . . .																
B15A: . . . in your lifetime?																
1. 0 occasions	97.9	97.3	98.5	97.7	99.3	97.1	98.1	98.2	98.0	98.2	96.9	100.0	100.0	100.0	100.0	-
2. 1-2	1.1	1.4	0.8	1.2	0.2	1.6	0.9	1.0	1.0	1.0	1.3	-	-	-	-	50.8
3. 3-5	0.4	0.4	0.3	0.4	0.1	0.6	0.4	0.2	0.4	0.3	0.7	-	-	-	-	17.5
4. 6-9	0.2	0.2	0.1	0.2	-	0.2	0.2	0.1	0.1	0.1	0.2	-	-	-	-	7.5
5. 10-19	0.2	0.2	0.1	0.2	0.1	0.3	*	0.2	0.2	0.1	0.3	-	-	-	-	7.9
6. 20-39	0.1	0.1	*	0.1	-	0.1	0.1	0.1	0.1	0.1	0.1	-	-	-	-	3.9
7. 40 or more	0.3	0.4	0.1	0.3	0.2	0.2	0.3	0.3	0.2	0.1	0.6	-	-	-	-	12.3
<i>Item 1100 Subject A01a</i>	<i>N 15354</i>	<i>7159</i>	<i>7738</i>	<i>10141</i>	<i>1962</i>	<i>3215</i>	<i>4113</i>	<i>5271</i>	<i>2756</i>	<i>11123</i>	<i>3291</i>	<i>6951</i>	<i>3758</i>	<i>1687</i>	<i>2464</i>	<i>320</i>
B15B: . . . during the last 12 months?																
1. 0 occasions	98.8	98.5	99.1	98.6	99.4	98.3	99.1	98.9	98.8	99.0	98.2	100.0	100.0	100.0	100.0	42.2
2. 1-2	0.6	0.7	0.5	0.7	0.3	0.8	0.5	0.5	0.7	0.6	0.8	-	-	-	-	29.2
3. 3-5	0.2	0.2	0.2	0.3	-	0.4	0.1	0.2	0.2	0.2	0.3	-	-	-	-	9.9
4. 6-9	0.1	0.1	0.1	0.1	0.1	0.2	0.1	0.1	0.1	0.1	0.1	-	-	-	-	4.6
5. 10-19	0.1	0.1	*	0.1	0.1	0.2	-	0.1	*	0.1	0.2	-	-	-	-	4.1
6. 20-39	0.1	0.2	*	0.1	0.1	*	0.1	0.1	0.1	0.1	0.1	-	-	-	-	3.9
7. 40 or more	0.1	0.2	*	0.1	0.1	0.1	0.2	0.1	0.1	0.1	0.3	-	-	-	-	6.2
<i>Item 1110 Subject A01b</i>	<i>N 15361</i>	<i>7159</i>	<i>7742</i>	<i>10141</i>	<i>1964</i>	<i>3217</i>	<i>4112</i>	<i>5274</i>	<i>2757</i>	<i>11127</i>	<i>3290</i>	<i>6953</i>	<i>3759</i>	<i>1687</i>	<i>2468</i>	<i>318</i>
B15C: . . . during the last 30 days?																
1. 0 occasions	99.5	99.3	99.7	99.5	99.5	99.2	99.7	99.4	99.6	99.6	99.0	100.0	100.0	100.0	100.0	74.6
2. 1-2	0.2	0.3	0.2	0.2	0.2	0.4	0.1	0.2	0.2	0.2	0.3	-	-	-	-	10.3
3. 3-5	0.1	0.2	0.1	0.2	0.1	0.3	0.1	0.1	*	0.1	0.2	-	-	-	-	6.0
4. 6-9	*	0.1	*	*	-	*	*	0.1	*	*	0.1	-	-	-	-	1.8
5. 10-19	0.1	0.2	*	0.1	0.2	*	*	0.1	0.2	0.1	0.2	-	-	-	-	4.1
6. 20-39	*	*	*	*	*	*	0.1	-	-	*	0.1	-	-	-	-	0.9
7. 40 or more	*	0.1	*	*	-	0.1	*	0.1	*	*	0.1	-	-	-	-	2.2
<i>Item 1120 Subject A01c</i>	<i>N 15362</i>	<i>7160</i>	<i>7742</i>	<i>10144</i>	<i>1964</i>	<i>3217</i>	<i>4114</i>	<i>5274</i>	<i>2757</i>	<i>11127</i>	<i>3293</i>	<i>6953</i>	<i>3760</i>	<i>1687</i>	<i>2468</i>	<i>318</i>
B15: (FORMS 2, 5, AND 6 ONLY) On how many occasions (if any) have you taken heroin using a needle . . .																

* = less than .05 percent.

33

*=less than .05 percent.

MONITORING THE FUTURE

QUESTIONNAIRE FORM 1-6 1997	TOTAL	SEX		RACE		REGION				COLLEGE PLANS?		ILLICIT DRUG USE: LIFETIME				
		M	F	White	Black	NE	NC	S	W	Yes	No	None	Mari- juana Only	Few Pills	More Pills	Any Her- oin
<i>N (Weighted No. of Cases):</i> <i>% of Weighted Total:</i>	15963 100.0	7269 45.5	7793 48.8	10210 64.0	2001 12.5	3405 21.3	4249 26.6	5469 34.3	2839 17.8	11226 70.3	3342 20.9	7054 44.2	3835 24.0	1708 10.7	2532 15.9	320 2.0
On how many occasions (if any) have you taken narcotics other than heroin on your own—that is, without a doctor telling you to take them . . .																
B16A: . . . in your lifetime?																
1. 0 occasions	90.3	89.4	91.1	88.3	96.8	87.2	91.5	90.8	91.1	90.9	88.1	100.0	100.0	83.7	59.8	26.1
2. 1-2	4.5	4.6	4.4	5.3	1.5	5.9	3.3	4.6	4.4	4.3	5.0	-	-	16.3	14.6	16.9
3. 3-5	1.9	2.1	1.8	2.3	0.5	2.8	2.1	1.4	1.6	1.9	2.0	-	-	-	10.3	13.8
4. 6-9	1.1	1.1	1.1	1.3	0.4	1.7	1.0	0.9	1.1	1.1	1.4	-	-	-	5.6	11.6
5. 10-19	0.9	1.0	0.8	1.2	0.3	1.0	1.0	0.8	0.8	0.8	1.2	-	-	-	4.4	9.3
6. 20-39	0.6	0.8	0.4	0.8	0.4	0.7	0.6	0.6	0.5	0.5	1.0	-	-	-	2.9	6.6
7. 40 or more	0.7	1.1	0.4	0.9	0.1	0.7	0.5	0.9	0.5	0.5	1.3	-	-	-	2.4	15.6
<i>Item 1130 Subject A01a</i>	<i>N 15243</i>	<i>7138</i>	<i>7708</i>	<i>10116</i>	<i>1955</i>	<i>3186</i>	<i>4100</i>	<i>5225</i>	<i>2732</i>	<i>11084</i>	<i>3259</i>	<i>6928</i>	<i>3721</i>	<i>1668</i>	<i>2441</i>	<i>310</i>
B16B: . . . during the last 12 months?																
1. 0 occasions	93.8	92.9	94.6	92.3	97.7	92.2	94.0	93.9	95.3	94.3	91.8	100.0	100.0	93.4	72.8	44.8
2. 1-2	3.2	3.4	3.0	3.9	1.3	4.0	3.2	3.1	2.6	3.1	3.6	-	-	6.6	13.2	17.6
3. 3-5	1.3	1.3	1.2	1.6	0.3	1.7	1.3	1.2	0.9	1.2	1.7	-	-	-	6.6	11.1
4. 6-9	0.7	0.9	0.5	0.9	0.4	1.0	0.6	0.5	0.7	0.7	0.8	-	-	-	3.4	7.2
5. 10-19	0.5	0.8	0.2	0.7	0.2	0.6	0.5	0.6	0.2	0.3	1.1	-	-	-	1.9	9.1
6. 20-39	0.2	0.4	0.1	0.3	0.1	0.2	0.2	0.4	0.1	0.2	0.4	-	-	-	0.9	4.3
7. 40 or more	0.3	0.4	0.2	0.3	0.1	0.3	0.3	0.4	0.2	0.2	0.5	-	-	-	1.1	5.9
<i>Item 1140 Subject A01b</i>	<i>N 15251</i>	<i>7136</i>	<i>7716</i>	<i>10117</i>	<i>1957</i>	<i>3189</i>	<i>4104</i>	<i>5225</i>	<i>2733</i>	<i>11081</i>	<i>3265</i>	<i>6932</i>	<i>3724</i>	<i>1672</i>	<i>2436</i>	<i>313</i>
B16C: . . . during the last 30 days?																
1. 0 occasions	97.7	97.3	98.2	97.2	99.0	97.0	97.6	97.7	98.6	98.2	96.2	100.0	100.0	98.6	90.5	70.3
2. 1-2	1.2	1.4	1.1	1.6	0.5	1.9	1.2	1.2	0.6	1.1	1.7	-	-	1.4	5.2	12.8
3. 3-5	0.5	0.6	0.4	0.6	0.4	0.5	0.5	0.4	0.5	0.4	0.9	-	-	-	2.3	4.9
4. 6-9	0.2	0.2	0.2	0.3	-	0.2	0.2	0.3	0.2	0.2	0.3	-	-	-	0.8	4.4
5. 10-19	0.2	0.3	0.1	0.2	0.1	0.1	0.3	0.2	*	0.1	0.5	-	-	-	0.6	3.9
6. 20-39	0.1	0.1	0.1	0.1	0.1	0.2	0.1	0.1	*	0.1	0.2	-	-	-	0.3	2.7
7. 40 or more	0.1	0.1	-	*	*	0.1	0.1	*	-	*	0.2	-	-	-	0.2	1.1
<i>Item 1150 Subject A01c</i>	<i>N 15248</i>	<i>7138</i>	<i>7711</i>	<i>10118</i>	<i>1955</i>	<i>3188</i>	<i>4105</i>	<i>5223</i>	<i>2732</i>	<i>11079</i>	<i>3264</i>	<i>6931</i>	<i>3726</i>	<i>1666</i>	<i>2438</i>	<i>312</i>
B17: (FORMS 2-6 ONLY) On how many occasions (if any) have you sniffed glue, or breathed the contents of aerosol spray cans, or inhaled any other gases or sprays in order to get high . . .																
B17A: . . . in your lifetime?																
1. 0 occasions	83.9	81.6	86.1	81.2	95.4	79.3	84.1	86.7	83.8	84.7	81.2	95.7	87.8	73.1	57.9	38.9
2. 1-2	7.9	8.7	7.2	9.0	2.7	9.2	7.8	6.7	8.6	7.6	8.3	3.4	7.4	16.0	15.1	11.9
3. 3-5	3.2	3.7	2.7	3.7	1.1	3.7	3.3	2.7	3.4	3.0	4.1	0.7	2.5	6.3	8.6	9.4
4. 6-9	1.7	1.9	1.4	1.9	0.2	2.9	1.3	1.5	1.2	1.7	1.9	0.1	1.1	1.5	5.9	11.8
5. 10-19	1.6	1.9	1.3	2.0	0.4	2.4	1.9	0.9	1.5	1.5	1.8	0.1	0.7	1.9	5.6	10.0
6. 20-39	0.8	0.8	0.7	1.0	*	1.1	0.6	0.8	0.6	0.8	0.9	*	0.3	0.6	3.2	5.5
7. 40 or more	1.0	1.4	0.6	1.2	0.2	1.4	1.1	0.7	0.9	0.7	1.8	0.1	0.2	0.6	3.7	12.4
<i>Item 1160 Subject A01a</i>	<i>N 12800</i>	<i>6048</i>	<i>6468</i>	<i>8515</i>	<i>1648</i>	<i>2708</i>	<i>3420</i>	<i>4383</i>	<i>2290</i>	<i>9332</i>	<i>2813</i>	<i>5798</i>	<i>3076</i>	<i>1440</i>	<i>2073</i>	<i>277</i>
B17B: . . . during the last 12 months?																
1. 0 occasions	93.3	91.7	94.8	91.5	98.3	90.6	93.1	94.4	94.6	93.5	92.0	98.8	96.2	91.0	79.2	58.4
2. 1-2	3.4	3.9	2.8	4.2	0.8	4.1	4.0	2.9	2.6	3.4	3.7	0.9	2.5	5.5	9.6	9.7
3. 3-5	1.4	1.9	0.9	1.7	0.5	2.2	1.2	1.2	1.0	1.3	1.8	0.2	0.8	2.1	4.5	8.2
4. 6-9	0.9	1.0	0.7	1.1	*	1.3	0.6	0.7	1.0	0.9	0.9	*	0.2	0.4	3.4	9.8
5. 10-19	0.6	0.7	0.5	0.8	0.2	1.3	0.5	0.3	0.4	0.5	0.8	*	0.3	0.9	1.9	4.7
6. 20-39	0.3	0.4	0.2	0.3	0.1	0.3	0.3	0.3	0.1	0.2	0.5	*	0.1	0.1	0.6	5.2
7. 40 or more	0.2	0.3	0.1	0.3	*	0.3	0.3	0.2	0.2	0.2	0.3	-	*	0.1	0.8	4.0
<i>Item 1170 Subject A01b</i>	<i>N 12780</i>	<i>6040</i>	<i>6459</i>	<i>8502</i>	<i>1649</i>	<i>2702</i>	<i>3415</i>	<i>4383</i>	<i>2280</i>	<i>9322</i>	<i>2811</i>	<i>5799</i>	<i>3072</i>	<i>1433</i>	<i>2063</i>	<i>276</i>
B17C: . . . during the last 30 days?																
1. 0 occasions	97.5	96.7	98.2	96.9	99.1	96.4	97.6	97.9	97.9	97.7	96.4	99.5	98.8	97.2	92.8	75.3
2. 1-2	1.6	2.1	1.1	1.9	0.6	2.6	1.5	1.1	1.3	1.4	2.1	0.4	0.8	2.3	4.2	10.5
3. 3-5	0.6	0.7	0.4	0.7	0.2	0.6	0.6	0.7	0.4	0.6	0.7	*	0.3	0.4	1.8	7.9
4. 6-9	0.1	0.2	0.1	0.2	*	0.1	0.1	0.2	0.1	0.1	0.4	*	*	*	0.5	2.1
5. 10-19	0.1	0.1	0.1	0.1	0.1	0.1	0.1	0.1	0.1	0.1	0.3	*	0.1	*	0.1	2.4
6. 20-39	0.1	0.1	-	0.1	*	*	*	0.1	0.1	0.1	0.1	-	-	*	0.2	0.4
7. 40 or more	0.1	0.1	0.1	0.1	-	0.1	0.1	*	0.2	0.1	0.1	-	-	-	0.3	1.4
<i>Item 1180 Subject A01c</i>	<i>N 12773</i>	<i>6036</i>	<i>6456</i>	<i>8499</i>	<i>1649</i>	<i>2703</i>	<i>3415</i>	<i>4378</i>	<i>2277</i>	<i>9318</i>	<i>2806</i>	<i>5797</i>	<i>3072</i>	<i>1431</i>	<i>2061</i>	<i>274</i>

* = less than .05 percent.

QUESTIONNAIRE FORM 1 1997	TOTAL	SEX		RACE		REGION				COLLEGE PLANS?		ILLICIT DRUG USE: LIFETIME				
		M	F	White	Black	NE	NC	S	W	Yes	No	None	Mari- juana Only	Few Pills	More Pills	Any Her- oin
<i>N (Weighted No. of Cases):</i>	2696	1147	1284	1650	323	564	731	923	478	1794	478	1172	697	248	420	36
<i>% of Weighted Total:</i>	100.0	42.6	47.6	61.2	12.0	20.9	27.1	34.2	17.7	66.6	17.7	43.5	25.8	9.2	15.6	1.3
A001: Taking all things together, how would you say things are these days—would you say you're very happy, pretty happy, or not too happy these days?																
3. Very happy	20.1	22.7	18.6	23.6	12.9	18.7	18.6	21.3	21.9	21.6	18.0	21.1	21.5	17.5	17.5	17.6
2. Pretty happy	64.1	63.1	66.0	64.8	63.9	64.4	64.4	63.3	64.9	64.6	64.2	64.4	64.8	63.5	64.3	66.5
1. Not too happy	15.8	14.1	15.5	11.6	23.2	17.0	17.0	15.4	13.2	13.8	17.8	14.5	13.8	19.0	18.2	15.9
<i>Item 1190 Subject P01, Q01</i>	<i>N</i> 2654	1126	1281	1630	323	553	719	910	473	1778	469	1160	691	244	412	35
A002: How much do you agree or disagree with each of the following statements?																
A002A: The nation needs much more long-range planning and coordination to be prepared for the future																
1. Disagree	2.3	3.3	1.2	2.1	3.6	2.4	2.1	2.7	1.9	1.6	3.8	2.6	1.4	3.4	2.7	2.1
2. Mostly disagree	3.5	3.5	2.6	4.0	0.9	4.7	3.4	2.8	4.0	3.2	2.5	3.1	2.8	5.0	4.0	-
3. Neither	12.7	12.4	12.7	13.9	10.3	12.1	15.3	10.2	14.2	11.9	14.3	13.2	10.8	8.3	17.0	9.0
4. Mostly agree	41.5	42.5	42.3	44.5	27.9	42.9	43.2	40.7	38.6	41.5	44.7	40.3	46.4	42.7	37.9	47.7
5. Agree	39.9	38.4	41.2	35.4	57.4	37.9	36.0	43.6	41.3	41.7	34.7	40.8	38.6	40.7	38.3	41.2
<i>Item 1200 Subject I01</i>	<i>N</i> 2669	1134	1278	1637	320	557	725	912	475	1778	476	1161	689	246	419	36
A002B: I enjoy the fast pace and changes of today's world																
1. Disagree	9.5	8.8	9.2	8.8	11.2	8.4	9.3	9.7	10.4	7.8	13.6	9.1	10.7	7.8	8.9	8.9
2. Mostly disagree	14.1	13.2	15.3	14.0	13.5	14.1	13.2	14.4	14.8	14.0	16.0	14.2	13.2	15.3	12.9	13.0
3. Neither	23.3	25.3	21.6	24.5	21.3	26.3	24.2	20.3	24.2	23.2	23.3	25.4	21.3	24.1	20.0	28.0
4. Mostly agree	35.7	34.0	37.8	36.9	32.8	34.2	37.3	35.6	35.5	37.2	33.4	34.5	37.9	39.4	39.1	27.2
5. Agree	17.4	18.6	16.1	15.9	21.2	16.9	16.0	20.0	15.0	17.8	13.7	16.8	17.0	13.3	19.2	23.0
<i>Item 1210 Subject I03, Q02</i>	<i>N</i> 2674	1138	1281	1642	321	557	725	916	476	1785	476	1165	690	246	418	36
A002C: Things change too quickly in today's world																
1. Disagree	12.2	14.0	10.9	12.0	17.4	13.4	12.2	14.0	7.3	12.4	11.3	12.3	10.6	11.9	15.1	11.7
2. Mostly disagree	20.4	21.3	21.0	23.3	14.2	18.2	21.5	20.5	21.2	21.8	18.1	18.1	22.1	26.4	22.5	32.2
3. Neither	22.8	24.0	22.3	26.0	13.3	23.4	24.4	20.1	24.9	23.9	20.0	23.2	22.7	18.9	26.0	19.9
4. Mostly agree	23.9	21.6	25.9	22.3	27.2	26.1	23.1	21.6	27.1	24.6	24.6	26.9	24.2	20.6	18.0	24.7
5. Agree	20.6	19.1	19.9	16.3	28.0	18.8	18.8	23.8	19.5	17.3	26.0	19.4	20.4	22.2	18.4	11.5
<i>Item 1220 Subject I03, Q02</i>	<i>N</i> 2668	1137	1275	1636	319	558	723	914	473	1783	473	1163	687	246	417	36
A002D: I think the times ahead for me will be tougher and less fun than things are now																
1. Disagree	18.5	17.5	19.1	17.4	20.4	20.7	17.0	19.2	17.0	19.7	11.3	20.1	18.0	15.1	18.2	14.2
2. Mostly disagree	19.2	19.6	20.2	21.8	18.0	19.1	17.8	19.7	20.7	21.1	17.7	20.1	22.2	17.3	15.0	11.2
3. Neither	17.2	16.4	18.7	18.8	11.7	17.8	17.9	15.2	19.4	17.6	18.6	16.9	15.6	20.5	20.3	10.0
4. Mostly agree	21.7	23.0	21.0	22.5	21.2	20.9	23.8	22.4	17.9	21.3	24.2	21.0	21.6	23.5	20.4	36.1
5. Agree	23.3	23.5	21.1	19.5	28.9	21.5	23.4	23.5	24.9	20.3	28.1	22.0	22.6	23.6	26.1	28.5
<i>Item 1230 Subject I01, J</i>	<i>N</i> 2663	1137	1273	1635	320	558	719	915	472	1781	472	1161	686	247	417	35
A003: Of all the time you spend with other people, about how much is spent with people over 30?																
1. Very little	22.5	22.9	21.0	19.1	29.0	21.9	19.8	24.9	22.4	21.7	19.1	18.9	24.2	24.5	27.1	30.7
2. Some	39.5	42.5	37.9	43.8	27.2	43.3	41.6	35.4	39.4	41.5	36.9	39.5	37.6	41.9	43.4	55.7
3. About half	28.9	27.3	30.7	30.5	25.6	26.8	29.8	28.9	30.2	29.4	30.5	32.1	27.5	27.4	23.6	13.6
4. Most	7.3	5.8	8.6	5.0	15.3	7.1	6.5	8.9	6.0	6.2	10.4	7.7	8.5	5.6	4.1	-
5. Nearly all	1.8	1.5	1.9	1.6	2.9	0.9	2.3	1.9	2.1	1.2	3.1	1.7	2.3	0.6	1.8	-
<i>Item 1240 Subject M02</i>	<i>N</i> 2685	1145	1282	1647	323	562	727	919	478	1792	476	1167	695	248	420	36

MONITORING THE FUTURE

QUESTIONNAIRE FORM 1 1997	TOTAL	SEX		RACE		REGION				COLLEGE PLANS?		ILLICIT DRUG USE: LIFETIME				
		M	F	White	Black	NE	NC	S	W	Yes	No	None	Mari- juana Only	Few Pills	More Pills	Any Her- oin
<i>N (Weighted No. of Cases):</i>	2696	1147	1284	1650	323	564	731	923	478	1794	478	1172	697	248	420	36
<i>% of Weighted Total:</i>	100.0	42.6	47.6	61.2	12.0	20.9	27.1	34.2	17.7	66.6	17.7	43.5	25.8	9.2	15.6	1.3
A004: Would you like to spend more time, or less time, with people over 30 if you could?																
1. Much less time	5.8	6.2	4.9	4.0	13.6	4.9	7.7	5.2	5.2	4.4	9.4	4.9	7.3	3.1	5.5	19.8
2. Somewhat less time	9.4	8.6	9.7	9.3	7.4	7.4	11.6	9.9	7.8	8.8	12.2	10.5	9.6	9.6	7.0	7.7
3. About the same as now	68.1	69.5	68.6	72.5	59.2	72.1	64.9	67.8	68.7	70.0	65.6	68.1	66.9	68.0	73.8	62.5
4. Somewhat more time	13.5	13.0	13.7	12.0	14.9	13.0	13.5	12.7	15.6	13.8	9.8	13.2	13.7	16.1	11.9	10.0
5. Much more time	3.1	2.7	3.1	2.1	4.8	2.6	2.3	4.4	2.6	3.0	2.9	3.4	2.5	3.1	1.7	-
<i>Item 1250 Subject M02</i>	<i>N</i> 2683	1144	1282	1646	323	562	727	919	476	1791	476	1166	695	248	419	36
A005: Would you like to spend more time, or less time, working with or helping younger children?																
1. Much less time	6.7	10.3	3.1	7.7	3.5	6.9	10.2	4.9	4.6	6.0	9.2	5.4	6.1	7.5	9.1	18.5
2. Somewhat less time	5.2	6.9	3.6	5.5	1.9	7.2	4.3	4.1	6.5	5.0	5.3	4.8	5.2	4.5	7.6	1.6
3. About the same as now	32.8	42.2	25.6	34.3	27.6	31.2	30.8	33.2	37.3	33.0	34.4	31.4	35.8	31.8	33.4	24.4
4. Somewhat more time	34.6	28.9	39.4	35.9	32.7	36.3	34.5	34.8	32.3	36.1	29.3	33.7	34.4	38.2	36.6	37.9
5. Much more time	20.6	11.6	28.3	16.6	34.3	18.4	20.2	23.0	19.3	19.8	21.7	24.8	18.5	18.0	13.4	17.5
<i>Item 1260 Subject M02</i>	<i>N</i> 2680	1143	1279	1646	323	559	727	919	475	1791	475	1164	695	248	419	36
A006: The next questions ask how satisfied or dissatisfied you are with several aspects of your life. For each question, mark the circle that shows best how you feel. If you are neutral about something, or are just as satisfied as you are dissatisfied, mark the middle answer.																
How satisfied are you with . . .																
A006A: Your job? (If you have no job, leave blank)																
7. Completely satisfied	18.5	19.1	17.0	18.9	11.7	16.1	16.5	22.0	18.3	18.8	16.0	20.4	15.0	18.9	19.1	14.0
6.	21.1	19.1	23.9	24.0	11.8	20.6	21.0	19.4	25.3	23.6	15.4	21.1	19.9	19.8	26.9	23.7
5.	17.2	18.7	17.0	19.1	15.2	19.7	20.1	13.4	16.1	18.0	17.2	18.3	19.4	23.0	10.4	3.4
4. Neutral	22.4	22.5	21.4	19.3	34.6	20.9	21.9	24.6	21.0	21.1	25.0	20.3	24.3	19.9	23.1	22.9
3.	9.6	9.4	9.9	9.4	6.6	9.5	10.0	9.9	8.6	9.3	9.8	8.9	10.9	10.5	9.4	3.0
2.	4.9	5.0	4.4	4.6	6.0	6.4	4.8	4.4	4.1	4.8	5.4	5.0	4.5	5.3	3.8	11.6
1. Completely dissatisfied	6.3	6.1	6.4	4.6	14.1	6.7	5.7	6.3	6.7	4.4	11.2	6.0	6.0	2.7	7.3	21.4
<i>Item 1270 Subject C01, P02</i>	<i>N</i> 1770	758	850	1142	182	383	524	572	290	1169	331	741	472	159	300	31
A006B: The neighborhood where you live?																
7. Completely satisfied	27.8	30.7	26.3	31.6	21.3	21.1	26.4	33.8	26.4	29.2	25.7	29.6	28.4	20.3	27.5	11.2
6.	19.9	21.1	19.6	23.3	11.1	18.3	20.6	19.6	21.4	20.8	18.3	20.6	19.8	23.4	19.5	17.1
5.	13.8	15.8	12.8	14.5	10.3	18.1	15.6	10.2	12.6	14.9	13.0	15.4	11.3	14.1	13.9	10.9
4. Neutral	22.4	18.3	24.2	17.0	38.8	22.7	23.4	21.4	22.4	20.3	25.1	22.5	23.0	22.3	17.6	32.3
3.	7.0	6.1	8.0	6.8	6.5	9.4	6.0	6.0	7.9	7.0	7.8	5.9	7.7	10.7	6.8	6.8
2.	3.8	3.9	3.6	3.3	3.8	4.1	3.6	4.0	3.2	3.8	3.3	2.6	4.6	3.7	6.2	6.5
1. Completely dissatisfied	5.3	4.0	5.4	3.5	8.1	6.3	4.4	5.1	6.0	4.0	6.8	3.5	5.1	5.4	8.4	15.3
<i>Item 1280 Subject P02</i>	<i>N</i> 2683	1144	1282	1647	321	560	726	919	478	1790	475	1168	695	247	419	36
A006C: Your personal safety in your neighborhood, on your job, and in your school—safety from being attacked and injured in some way?																
7. Completely satisfied	33.3	37.2	30.2	38.4	20.1	32.0	32.9	35.0	32.5	34.3	32.5	33.8	33.7	29.8	34.5	25.1
6.	24.2	25.8	24.2	26.5	20.3	24.9	23.3	25.0	23.2	26.9	19.1	24.7	23.9	25.2	26.7	13.2
5.	11.8	12.8	11.6	12.6	11.8	13.5	12.9	10.9	9.8	12.1	11.7	11.5	10.9	14.5	13.8	9.9
4. Neutral	17.5	14.5	18.6	12.2	26.7	15.6	17.3	15.9	23.3	14.6	21.6	17.3	17.3	16.1	15.0	25.8
3.	6.6	4.7	8.8	6.5	7.8	7.7	7.0	6.6	4.8	6.9	7.4	7.2	6.2	6.0	5.7	10.7
2.	2.5	2.2	2.7	1.7	4.1	1.5	2.3	2.9	3.0	2.5	2.5	2.1	3.5	5.4	0.7	2.2
1. Completely dissatisfied	4.0	2.9	4.0	2.0	9.2	4.7	4.4	3.6	3.6	2.6	5.2	3.4	4.5	3.1	3.7	13.1
<i>Item 1290 Subject P02</i>	<i>N</i> 2677	1142	1281	1646	321	559	727	914	478	1789	475	1166	695	248	418	36

DESCRIPTIVE RESULTS: 1997

37

QUESTIONNAIRE FORM 1 1997	TOTAL	SEX		RACE		REGION				COLLEGE PLANS?		ILLICIT DRUG USE: LIFETIME				
		M	F	White	Black	NE	NC	S	W	Yes	No	None	Mari- juana Only	Few Pills	More Pills	Any Her- oin
<i>N (Weighted No. of Cases):</i>	2696	1147	1284	1650	323	564	731	923	478	1794	478	1172	697	248	420	36
<i>% of Weighted Total:</i>	100.0	42.6	47.6	61.2	12.0	20.9	27.1	34.2	17.7	66.6	17.7	43.5	25.8	9.2	15.6	1.3
A006D: The safety of things you own from being stolen or destroyed in your neighborhood, on your job, and in your school?																
7. Completely satisfied	17.1	17.7	16.6	18.1	15.5	14.0	15.1	19.8	18.5	17.2	16.8	17.1	16.7	19.0	16.5	8.3
6.	20.0	20.0	21.3	23.1	10.4	19.1	23.0	16.8	22.3	22.0	18.7	22.9	19.2	18.7	17.7	14.5
5.	17.6	19.1	17.4	19.0	17.7	16.9	19.9	17.1	16.1	18.2	17.0	17.5	16.4	17.3	19.3	13.4
4. Neutral	18.6	18.1	17.1	16.3	19.3	20.1	18.6	17.6	19.0	16.7	20.6	18.0	18.2	18.6	19.4	22.7
3.	12.3	12.2	13.6	13.1	13.2	14.3	9.7	13.9	11.0	13.5	10.2	12.1	12.5	13.9	13.0	8.1
2.	6.2	5.4	6.7	5.9	7.9	7.2	6.2	6.3	4.9	6.5	5.5	5.5	8.1	4.0	5.4	16.5
1. Completely dissatisfied	8.2	7.4	7.3	4.5	15.9	8.5	7.4	8.6	8.1	5.9	11.3	6.9	8.9	8.4	8.7	16.5
<i>Item 1300 Subject P02</i>	<i>N 2672</i>	<i>1139</i>	<i>1280</i>	<i>1641</i>	<i>322</i>	<i>557</i>	<i>727</i>	<i>913</i>	<i>476</i>	<i>1786</i>	<i>474</i>	<i>1164</i>	<i>691</i>	<i>248</i>	<i>418</i>	<i>36</i>
A006E: Your educational experiences?																
7. Completely satisfied	17.9	16.4	19.4	17.3	22.0	15.9	14.3	24.1	14.1	17.9	18.3	21.3	17.2	14.1	10.5	4.7
6.	26.7	27.1	27.6	28.2	22.1	28.1	26.8	27.6	23.3	29.5	20.9	28.4	26.4	28.8	25.7	11.2
5.	19.5	20.9	19.8	20.9	19.1	18.7	19.9	17.4	24.3	21.4	14.9	18.6	21.6	20.1	20.3	18.3
4. Neutral	19.9	19.6	18.2	18.2	19.8	22.3	19.6	17.7	21.5	15.8	29.1	18.2	19.9	18.5	22.3	40.4
3.	8.7	9.4	8.3	8.7	10.2	7.5	10.3	7.8	9.6	9.0	9.2	8.6	8.9	6.7	10.6	15.2
2.	3.9	3.6	3.5	3.8	3.3	3.5	4.3	3.2	5.1	3.8	2.9	2.9	3.0	5.8	5.4	7.4
1. Completely dissatisfied	3.3	2.9	3.2	2.9	3.5	4.1	4.9	2.3	2.1	2.5	4.6	2.0	3.0	5.9	5.3	2.8
<i>Item 1310 Subject B01, P02</i>	<i>N 2666</i>	<i>1142</i>	<i>1276</i>	<i>1643</i>	<i>319</i>	<i>555</i>	<i>720</i>	<i>915</i>	<i>476</i>	<i>1782</i>	<i>473</i>	<i>1168</i>	<i>689</i>	<i>245</i>	<i>417</i>	<i>36</i>
A006F: Your friends and other people you spend time with?																
7. Completely satisfied	42.6	42.4	42.6	41.5	38.8	40.8	43.4	42.2	44.4	40.8	49.0	44.6	41.9	45.7	36.8	26.5
6.	29.6	32.2	28.7	32.4	26.5	27.6	30.2	30.9	28.6	31.7	26.2	26.7	31.4	29.2	35.4	44.5
5.	11.7	12.2	11.0	11.6	15.1	11.9	12.1	12.0	10.4	12.2	8.6	11.4	12.1	12.2	12.0	9.2
4. Neutral	10.5	9.5	10.9	9.8	12.1	11.7	10.3	9.7	11.2	9.7	12.1	12.4	8.9	8.4	9.3	13.8
3.	2.8	1.9	3.5	2.4	3.7	4.1	1.8	2.4	3.3	2.9	1.2	2.6	2.4	2.2	3.7	5.9
2.	1.5	0.9	1.9	1.8	0.9	2.4	1.3	1.6	0.7	1.9	0.7	1.4	1.7	0.5	1.9	-
1. Completely dissatisfied	1.2	0.8	1.4	0.5	2.8	1.4	0.9	1.3	1.5	0.8	2.2	0.9	1.6	1.7	0.9	-
<i>Item 1320 Subject M04, P02</i>	<i>N 2680</i>	<i>1143</i>	<i>1283</i>	<i>1645</i>	<i>323</i>	<i>558</i>	<i>727</i>	<i>917</i>	<i>478</i>	<i>1791</i>	<i>476</i>	<i>1169</i>	<i>695</i>	<i>247</i>	<i>418</i>	<i>36</i>
A006G: The way you get along with your parents?																
7. Completely satisfied	27.5	27.2	27.9	24.9	36.0	26.9	22.1	30.7	30.1	27.0	29.6	31.7	26.3	23.7	19.2	21.2
6.	24.5	24.5	25.6	26.9	18.6	23.0	25.6	23.6	26.0	25.1	24.0	25.0	24.2	24.2	25.7	23.8
5.	15.2	17.9	13.2	15.9	12.0	15.7	16.7	14.9	12.9	16.2	13.4	15.4	16.4	15.0	13.6	8.8
4. Neutral	17.0	17.5	15.1	16.2	16.4	17.5	17.8	17.4	14.4	15.8	18.4	15.5	17.4	15.4	21.4	13.1
3.	6.9	6.0	7.8	7.5	4.6	7.6	7.6	6.3	6.2	7.4	6.0	6.5	6.8	7.6	9.0	5.8
2.	4.5	2.6	6.3	4.5	7.0	4.6	4.6	4.2	4.7	4.5	4.1	3.0	4.0	10.3	5.3	8.9
1. Completely dissatisfied	4.6	4.3	4.2	4.1	5.5	4.7	5.6	3.1	5.6	4.0	4.5	2.8	4.8	3.9	5.8	18.4
<i>Item 1330 Subject M03, P02</i>	<i>N 2676</i>	<i>1142</i>	<i>1280</i>	<i>1642</i>	<i>323</i>	<i>557</i>	<i>726</i>	<i>916</i>	<i>477</i>	<i>1788</i>	<i>474</i>	<i>1166</i>	<i>693</i>	<i>248</i>	<i>418</i>	<i>36</i>
A006H: Yourself?																
7. Completely satisfied	32.1	35.4	27.7	26.6	49.9	30.7	30.2	33.9	33.0	29.8	37.0	34.2	34.3	29.4	21.5	30.5
6.	27.4	29.4	27.3	29.9	18.7	22.0	28.4	29.3	28.9	29.0	24.5	28.2	28.6	26.4	26.8	17.8
5.	13.6	13.3	14.7	16.4	9.4	14.9	13.8	13.0	13.1	14.8	12.0	11.6	15.4	13.7	18.0	4.0
4. Neutral	15.9	14.0	16.8	17.0	10.4	18.1	16.5	14.1	15.8	15.3	17.9	15.1	14.1	17.8	20.0	34.2
3.	5.1	3.9	6.5	4.8	5.3	6.4	5.8	4.6	3.5	5.2	4.1	6.1	3.3	6.0	5.0	5.4
2.	3.4	2.5	4.1	3.7	2.6	4.8	3.6	2.6	3.0	3.8	1.7	3.0	2.7	3.6	5.5	5.5
1. Completely dissatisfied	2.5	1.5	3.0	1.6	3.7	3.2	1.7	2.5	2.8	2.1	2.7	1.8	1.7	3.1	3.0	2.6
<i>Item 1340 Subject P01, Q01</i>	<i>N 2664</i>	<i>1137</i>	<i>1274</i>	<i>1638</i>	<i>317</i>	<i>556</i>	<i>719</i>	<i>913</i>	<i>476</i>	<i>1783</i>	<i>470</i>	<i>1165</i>	<i>689</i>	<i>245</i>	<i>416</i>	<i>36</i>
A006I: Your standard of living—the things you have like housing, car, furniture, recreation, and the like?																
7. Completely satisfied	33.6	35.2	33.1	34.7	34.2	30.8	32.2	38.0	30.4	34.9	32.8	36.4	32.7	26.5	32.9	19.4
6.	26.8	29.8	25.7	29.7	24.0	30.3	26.3	25.0	27.1	28.9	22.4	27.0	27.2	33.4	23.8	26.2
5.	16.3	17.7	15.3	15.4	12.2	15.6	16.9	14.9	18.7	15.7	17.7	15.3	18.1	17.2	15.7	23.2
4. Neutral	13.0	9.1	14.5	10.9	15.1	11.9	13.2	13.9	12.6	10.8	15.6	11.8	12.4	11.6	15.7	25.0
3.	5.5	4.2	6.8	5.4	6.5	5.8	6.2	4.2	6.8	5.6	5.2	5.7	4.4	7.4	5.6	6.3
2.	2.9	2.2	3.2	2.7	3.5	4.0	2.3	2.6	3.1	2.8	2.9	2.3	3.0	2.9	3.9	-
1. Completely dissatisfied	1.9	1.9	1.4	1.2	4.5	1.6	2.9	1.5	1.4	1.3	3.4	1.5	2.1	1.0	2.4	-
<i>Item 1350 Subject F01, P02</i>	<i>N 2679</i>	<i>1141</i>	<i>1283</i>	<i>1645</i>	<i>323</i>	<i>558</i>	<i>727</i>	<i>917</i>	<i>478</i>	<i>1790</i>	<i>475</i>	<i>1169</i>	<i>695</i>	<i>247</i>	<i>418</i>	<i>36</i>

MONITORING THE FUTURE

QUESTIONNAIRE FORM 1 1997	TOTAL	SEX		RACE		REGION				COLLEGE PLANS?		ILLICIT DRUG USE: LIFETIME				
		M	F	White	Black	NE	NC	S	W	Yes	No	None	Mari- juana Only	Few Pills	More Pills	Any Her- oin
<i>N (Weighted No. of Cases):</i>	2696	1147	1284	1650	323	564	731	923	478	1794	478	1172	697	248	420	36
<i>% of Weighted Total:</i>	100.0	42.6	47.6	61.2	12.0	20.9	27.1	34.2	17.7	66.6	17.7	43.5	25.8	9.2	15.6	1.3
A006J: The amount of time you have for doing things you want to do?																
7. Completely satisfied	12.0	13.8	10.2	10.8	17.3	11.7	11.5	13.2	10.7	10.6	15.5	12.0	10.2	13.7	9.8	8.7
6.	16.8	18.1	16.0	18.6	11.9	16.1	17.6	16.4	17.3	17.9	14.8	19.4	16.0	12.8	16.0	10.4
5.	18.9	20.3	18.0	19.8	18.8	18.8	19.3	18.2	19.6	20.4	15.5	17.4	21.7	18.4	20.4	19.0
4. Neutral	17.1	15.7	16.8	14.7	20.2	18.1	15.6	16.3	19.8	15.2	19.3	17.3	19.3	14.3	14.3	9.4
3.	15.6	15.8	16.2	18.0	9.0	18.5	15.9	14.9	13.2	16.9	14.5	14.0	15.5	21.1	18.5	20.4
2.	9.2	7.4	10.8	9.5	7.6	8.7	10.2	9.2	8.2	9.2	8.4	9.4	7.2	9.8	11.4	16.3
1. Completely dissatisfied	10.4	8.8	11.9	8.6	15.2	8.2	9.9	11.8	11.3	9.8	12.1	10.5	10.1	9.8	9.7	15.7
<i>Item 1360 Subject P02</i>	<i>N</i> 2675	<i>1141</i>	<i>1280</i>	<i>1642</i>	<i>323</i>	<i>555</i>	<i>727</i>	<i>918</i>	<i>476</i>	<i>1787</i>	<i>476</i>	<i>1166</i>	<i>695</i>	<i>247</i>	<i>418</i>	<i>36</i>
A006K: The way you spend your leisure time—recreation, relaxation, and so on?																
7. Completely satisfied	25.2	27.6	22.2	23.8	31.6	22.1	23.6	28.4	25.0	24.1	28.2	24.8	24.8	24.5	24.0	31.9
6.	23.5	26.3	23.0	28.4	14.3	22.7	27.2	21.7	22.5	25.8	19.1	24.4	24.7	17.6	24.1	32.5
5.	18.4	20.3	17.3	19.5	15.0	18.1	18.9	16.8	20.7	19.1	17.7	17.0	18.8	21.9	21.0	11.1
4. Neutral	15.7	12.0	17.8	13.4	18.3	18.0	14.5	15.1	15.9	13.5	19.4	17.5	15.3	14.7	14.3	9.1
3.	8.7	7.4	10.2	9.0	5.7	9.3	8.4	8.7	8.5	9.6	7.3	8.3	9.3	9.7	8.9	10.3
2.	4.3	2.7	5.4	3.5	5.4	6.2	3.5	4.4	3.5	4.7	3.0	4.0	2.7	8.8	4.8	3.6
1. Completely dissatisfied	4.2	3.7	4.2	2.3	9.8	3.6	3.9	4.9	3.9	3.3	5.3	4.0	4.4	3.0	2.9	1.6
<i>Item 1370 Subject C08, P02</i>	<i>N</i> 2677	<i>1143</i>	<i>1281</i>	<i>1643</i>	<i>323</i>	<i>557</i>	<i>723</i>	<i>918</i>	<i>478</i>	<i>1791</i>	<i>474</i>	<i>1167</i>	<i>695</i>	<i>248</i>	<i>416</i>	<i>36</i>
A006L: Your life as a whole these days?																
7. Completely satisfied	17.6	18.8	17.1	16.9	22.9	17.2	15.1	20.7	15.9	16.9	21.7	20.9	17.0	10.4	12.6	13.8
6.	27.7	29.9	27.4	30.4	21.5	24.8	27.5	26.8	33.3	30.7	23.9	28.1	30.7	30.8	24.3	12.2
5.	20.7	21.4	20.9	21.9	17.3	20.7	22.1	19.1	21.8	21.7	17.5	19.7	20.3	21.2	24.8	16.3
4. Neutral	20.4	18.8	19.9	18.9	22.1	21.1	21.6	19.9	18.6	18.0	24.8	19.4	19.9	22.7	21.3	33.5
3.	7.1	6.4	7.6	6.9	7.3	8.3	8.2	6.7	4.6	7.0	6.8	6.3	6.6	7.8	8.1	16.7
2.	3.3	2.6	3.3	2.7	5.1	4.6	3.0	3.1	2.9	3.0	2.8	2.4	3.8	3.9	5.4	3.3
1. Completely dissatisfied	3.1	2.0	3.8	2.3	3.8	3.2	2.6	3.7	2.8	2.6	2.6	3.2	1.7	3.2	3.5	4.2
<i>Item 1380 Subject P01</i>	<i>N</i> 2673	<i>1141</i>	<i>1278</i>	<i>1643</i>	<i>321</i>	<i>557</i>	<i>724</i>	<i>914</i>	<i>478</i>	<i>1784</i>	<i>474</i>	<i>1164</i>	<i>693</i>	<i>247</i>	<i>418</i>	<i>36</i>
A006M: The way our national government is operating?																
7. Completely satisfied	2.2	2.2	1.5	1.2	3.1	2.5	1.2	2.5	2.9	1.7	2.5	2.3	2.3	0.6	1.4	-
6.	4.4	4.4	4.5	3.8	5.5	3.1	5.0	4.0	5.8	4.4	3.6	4.7	4.4	8.3	2.7	-
5.	11.1	13.7	9.4	12.0	11.0	10.5	12.4	12.2	7.7	12.5	8.5	11.6	11.6	9.9	8.9	9.8
4. Neutral	40.7	37.1	43.3	41.2	37.9	42.5	38.8	40.4	41.8	40.4	39.2	41.9	42.4	36.5	39.4	27.1
3.	16.7	17.8	16.7	18.2	16.2	16.8	17.4	14.7	19.1	17.9	15.8	17.2	16.9	18.5	16.9	3.4
2.	11.5	11.6	11.9	11.8	10.8	12.4	11.1	11.8	10.6	11.8	11.3	10.6	10.4	11.6	13.4	29.0
1. Completely dissatisfied	13.4	13.2	12.9	11.9	15.5	12.2	14.1	14.4	12.1	11.3	19.0	11.7	12.0	14.6	17.2	30.6
<i>Item 1390 Subject H02, K02</i>	<i>N</i> 2671	<i>1140</i>	<i>1281</i>	<i>1642</i>	<i>323</i>	<i>556</i>	<i>726</i>	<i>912</i>	<i>476</i>	<i>1786</i>	<i>474</i>	<i>1165</i>	<i>693</i>	<i>248</i>	<i>414</i>	<i>36</i>
A006N: The amount of fun you are having?																
7. Completely satisfied	20.1	20.9	18.9	19.1	22.0	16.9	18.8	24.3	18.0	17.9	24.0	19.8	18.9	21.5	21.0	12.9
6.	25.3	26.7	25.5	28.7	16.6	25.8	24.0	22.6	31.5	28.9	18.7	24.9	28.5	26.0	23.1	33.2
5.	19.7	21.8	18.4	21.8	15.5	19.7	22.1	19.4	16.6	20.4	20.0	19.7	20.3	20.0	21.1	9.0
4. Neutral	17.9	15.7	18.3	15.1	22.7	18.1	19.4	17.1	16.8	15.6	21.2	18.8	17.0	14.9	16.3	28.5
3.	8.1	7.9	8.5	7.7	7.5	9.9	8.0	7.8	6.9	8.7	5.9	7.8	8.0	9.7	8.6	7.3
2.	4.1	3.5	5.1	4.3	5.5	5.0	3.0	3.7	5.8	4.2	4.8	4.4	4.2	2.1	4.4	4.7
1. Completely dissatisfied	4.8	3.4	5.3	3.4	10.2	4.5	4.7	5.1	4.4	4.1	5.4	4.6	3.1	5.9	5.5	4.3
<i>Item 1400 Subject P02, Q01</i>	<i>N</i> 2676	<i>1141</i>	<i>1282</i>	<i>1643</i>	<i>323</i>	<i>558</i>	<i>725</i>	<i>916</i>	<i>477</i>	<i>1790</i>	<i>474</i>	<i>1168</i>	<i>695</i>	<i>248</i>	<i>417</i>	<i>36</i>
A007: How important is each of the following to you in your life?																
A007A: Being successful in my line of work																
1. Not important	1.5	1.7	0.7	1.6	0.3	1.5	1.9	1.1	1.5	1.1	1.7	1.2	1.4	1.3	1.5	4.9
2. Somewhat important	8.0	8.0	7.7	9.2	3.5	8.3	9.9	6.7	7.3	7.7	9.6	8.7	6.8	6.2	8.5	9.7
3. Quite important	26.4	25.3	27.6	29.1	15.2	25.4	31.4	23.1	26.5	25.0	32.9	26.1	26.5	30.5	26.4	28.3
4. Extremely important	64.1	64.9	64.1	60.1	81.0	64.7	56.8	69.0	64.7	66.1	55.8	64.0	65.3	62.0	63.6	57.1
<i>Item 1410 Subject C06, Q07</i>	<i>N</i> 2679	<i>1146</i>	<i>1277</i>	<i>1646</i>	<i>323</i>	<i>562</i>	<i>726</i>	<i>919</i>	<i>471</i>	<i>1785</i>	<i>477</i>	<i>1167</i>	<i>693</i>	<i>248</i>	<i>418</i>	<i>36</i>

QUESTIONNAIRE FORM 1 1997	TOTAL	SEX		RACE		REGION				COLLEGE PLANS?		ILLICIT DRUG USE: LIFETIME				
		M	F	White	Black	NE	NC	S	W	Yes	No	None	Mari- juana Only	Few Pills	More Pills	Any Her- oin
<i>N (Weighted No. of Cases):</i>	2696	1147	1284	1650	323	564	731	923	478	1794	478	1172	697	248	420	36
<i>% of Weighted Total:</i>	100.0	42.6	47.6	61.2	12.0	20.9	27.1	34.2	17.7	66.6	17.7	43.5	25.8	9.2	15.6	1.3
A007B: Having a good marriage and family life																
1. Not important	3.9	4.6	2.6	3.5	4.0	2.8	5.8	2.5	5.0	2.8	6.0	2.3	2.6	4.4	7.2	12.7
2. Somewhat important	5.7	6.7	4.4	4.6	7.8	6.2	6.1	4.7	6.2	5.4	5.8	5.0	5.0	7.4	7.7	4.9
3. Quite important	14.8	16.7	12.2	15.4	12.2	16.2	15.6	12.4	16.4	13.1	17.8	13.4	15.4	15.4	16.8	11.9
4. Extremely important	75.7	72.0	80.9	76.5	76.0	74.8	72.5	80.4	72.3	78.7	70.4	79.4	77.0	72.8	68.3	70.4
<i>Item 1420 Subject D03, Q07</i>	<i>N</i> 2677	1144	1276	1641	323	559	725	919	474	1785	475	1167	694	246	418	36
A007C: Having lots of money																
1. Not important	6.3	5.1	7.9	6.9	4.3	6.4	4.8	6.0	9.1	7.1	6.7	8.2	4.4	5.3	5.5	-
2. Somewhat important	27.9	24.7	32.6	33.9	16.5	30.3	30.0	27.2	23.3	29.3	28.3	30.8	24.1	33.9	26.2	40.1
3. Quite important	37.9	36.8	39.5	37.4	34.6	36.1	38.2	36.8	41.7	38.3	35.3	37.5	40.5	33.0	37.8	20.2
4. Extremely important	27.9	33.4	20.0	21.8	44.6	27.1	27.0	30.1	25.9	25.3	29.8	23.5	31.0	27.8	30.5	39.7
<i>Item 1430 Subject F01, Q07</i>	<i>N</i> 2673	1144	1275	1645	323	560	726	917	470	1786	473	1165	694	248	417	34
A007D: Having plenty of time for recreation and hobbies																
1. Not important	1.7	1.1	2.2	0.9	4.0	2.0	2.2	0.8	2.4	1.0	4.5	1.6	1.4	1.7	1.7	2.8
2. Somewhat important	22.8	18.7	26.5	22.1	27.4	22.3	24.9	23.7	18.6	22.4	24.5	26.0	19.5	25.2	17.7	22.9
3. Quite important	42.9	39.7	45.4	44.6	36.8	44.1	45.6	40.7	41.4	43.1	41.5	43.2	42.8	47.2	42.1	25.8
4. Extremely important	32.6	40.4	25.9	32.4	31.8	31.6	27.4	34.9	37.6	33.4	29.6	29.2	36.3	25.9	38.5	48.6
<i>Item 1440 Subject C08, Q07</i>	<i>N</i> 2680	1147	1278	1645	323	561	727	918	474	1787	477	1168	694	248	419	36
A007E: Having strong friendships																
1. Not important	1.4	1.2	1.1	0.6	4.7	1.0	1.9	1.0	1.8	1.0	2.4	1.1	1.1	3.5	0.5	2.6
2. Somewhat important	7.7	6.0	9.1	6.0	13.4	5.7	9.9	7.0	8.1	6.7	10.2	8.1	8.2	8.4	4.4	18.9
3. Quite important	25.7	26.3	23.7	25.1	27.8	29.0	28.8	22.4	23.4	23.3	28.2	27.3	26.0	21.3	21.2	23.5
4. Extremely important	65.2	66.5	66.1	68.3	54.1	64.3	59.3	69.5	66.6	69.0	59.2	63.5	64.7	66.7	73.9	55.0
<i>Item 1450 Subject M04, Q07</i>	<i>N</i> 2677	1145	1276	1642	323	560	726	916	474	1785	477	1166	692	248	418	36
A007F: Being able to find steady work																
1. Not important	1.1	1.4	0.4	0.7	0.9	1.6	0.9	0.7	1.6	0.9	0.9	1.2	0.9	1.3	0.9	-
2. Somewhat important	3.7	4.5	2.5	4.2	2.4	3.6	4.2	3.9	2.7	4.0	2.5	3.6	3.9	2.7	3.9	8.4
3. Quite important	22.3	24.3	20.2	23.6	15.5	22.4	24.9	19.9	22.6	21.0	26.5	24.4	17.8	24.9	21.3	26.2
4. Extremely important	73.0	69.7	76.9	71.5	81.1	72.4	70.1	75.5	73.2	74.2	70.2	70.8	77.4	71.1	73.9	65.4
<i>Item 1460 Subject C04, Q07</i>	<i>N</i> 2673	1144	1275	1642	321	559	726	915	473	1785	477	1163	694	247	418	36
A007G: Making a contribution to society																
1. Not important	6.0	8.3	3.4	5.8	6.0	4.8	7.9	4.5	7.6	4.3	10.1	4.5	6.2	6.6	8.3	10.6
2. Somewhat important	32.5	33.6	30.9	32.9	27.5	36.7	34.0	27.7	34.6	29.6	41.2	29.6	35.2	31.4	33.1	55.9
3. Quite important	39.2	38.8	41.0	39.1	42.2	38.3	39.0	40.3	38.3	40.5	37.8	39.8	40.7	42.7	36.8	20.5
4. Extremely important	22.3	19.3	24.8	22.2	24.3	20.2	19.1	27.5	19.5	25.6	10.8	26.1	17.8	19.3	21.8	13.0
<i>Item 1470 Subject O01, Q07</i>	<i>N</i> 2668	1144	1272	1637	321	558	725	916	468	1781	474	1162	689	247	418	36
A007H: Being a leader in my community																
1. Not important	20.4	19.3	20.7	21.6	12.2	22.3	21.5	17.4	22.5	16.6	31.8	17.2	19.6	24.4	25.9	43.7
2. Somewhat important	38.1	37.3	40.2	40.3	35.4	38.0	41.6	36.1	36.8	38.5	40.1	37.7	37.7	42.7	39.0	33.5
3. Quite important	26.9	27.8	26.6	25.8	28.4	27.9	23.8	27.4	29.6	29.3	19.8	29.6	29.2	23.0	21.4	16.0
4. Extremely important	14.6	15.7	12.5	12.2	24.0	11.8	13.2	19.2	11.1	15.6	8.3	15.4	13.4	9.9	13.7	6.9
<i>Item 1480 Subject M05, Q07</i>	<i>N</i> 2674	1146	1273	1642	321	559	726	916	473	1781	477	1167	693	246	418	36
A007I: Being able to give my children better opportunities than I've had																
1. Not important	2.0	2.0	1.8	2.0	2.6	1.9	1.7	2.0	2.8	1.6	2.8	1.9	1.5	3.3	2.0	-
2. Somewhat important	6.6	8.4	5.3	8.5	1.8	7.5	7.1	5.5	6.9	6.6	7.5	6.1	6.7	4.5	8.2	17.5
3. Quite important	22.8	26.0	20.4	27.3	7.0	24.8	24.8	19.4	23.7	24.3	20.2	25.4	19.6	21.2	23.0	11.2
4. Extremely important	68.6	63.7	72.5	62.2	88.6	65.8	66.4	73.1	66.7	67.5	69.6	66.6	72.3	71.0	66.9	71.3
<i>Item 1490 Subject Q07</i>	<i>N</i> 2659	1137	1268	1628	321	556	720	915	469	1772	473	1158	692	242	416	36

MONITORING THE FUTURE

QUESTIONNAIRE FORM 1 1997	TOTAL	SEX		RACE		REGION				COLLEGE PLANS?		ILLICIT DRUG USE: LIFETIME				
		M	F	White	Black	NE	NC	S	W	Yes	No	None	Mari- juana Only	Few Pills	More Pills	Any Her- oin
<i>N (Weighted No. of Cases):</i>	2696	1147	1284	1650	323	564	731	923	478	1794	478	1172	697	248	420	36
<i>% of Weighted Total:</i>	100.0	42.6	47.6	61.2	12.0	20.9	27.1	34.2	17.7	66.6	17.7	43.5	25.8	9.2	15.6	1.3
A007J: Living close to parents and relatives																
1. Not important	18.2	20.3	16.9	18.6	20.6	15.9	19.1	20.3	15.6	19.1	18.1	17.6	18.9	16.7	19.7	28.5
2. Somewhat important	38.5	40.0	37.1	40.8	40.3	40.3	41.3	36.1	36.9	38.9	39.7	37.2	42.2	40.2	38.9	42.3
3. Quite important	28.3	26.9	29.7	27.8	23.1	28.9	26.1	26.8	33.7	28.2	24.9	28.7	25.9	31.4	28.0	21.1
4. Extremely important	15.0	12.7	16.4	12.8	16.1	14.9	13.6	16.8	13.8	13.8	17.3	16.5	13.0	11.7	13.4	8.1
<i>Item 1500 Subject M03, Q07</i>	<i>N</i> 2667	1138	1275	1635	322	559	722	915	472	1781	472	1164	688	246	418	36
A007K: Getting away from this area of the country																
1. Not important	48.6	50.4	48.3	51.5	41.8	42.8	52.7	48.3	49.9	49.3	49.2	55.0	47.3	42.0	39.0	41.4
2. Somewhat important	23.9	22.7	24.3	22.4	25.4	28.5	22.8	21.4	24.7	24.0	21.1	23.0	25.3	26.6	23.9	12.8
3. Quite important	13.3	12.7	14.6	13.0	14.8	14.1	12.5	13.9	12.3	12.9	15.8	11.6	12.5	16.8	16.3	22.7
4. Extremely important	14.2	14.2	12.9	13.1	18.0	14.6	11.9	16.4	13.1	13.8	13.9	10.4	14.9	14.6	20.7	23.0
<i>Item 1510 Subject Q07</i>	<i>N</i> 2675	1144	1277	1643	323	560	725	917	473	1784	475	1164	694	248	419	36
A007L: Working to correct social and economic inequalities																
1. Not important	19.6	24.9	14.6	22.4	10.9	20.3	21.3	16.7	21.7	18.2	24.0	19.2	17.7	18.4	23.7	26.0
2. Somewhat important	43.4	42.8	45.6	45.5	40.9	42.0	46.9	43.3	39.7	44.9	43.2	44.1	47.0	47.0	37.4	28.4
3. Quite important	25.3	22.7	27.6	23.4	30.2	25.8	23.6	26.8	24.4	24.6	24.9	24.4	25.2	25.5	26.8	34.2
4. Extremely important	11.7	9.7	12.2	8.7	18.0	11.9	8.1	13.2	14.1	12.2	7.9	12.3	10.2	9.1	12.1	11.4
<i>Item 1520 Subject N02, O01, Q07</i>	<i>N</i> 2666	1140	1274	1637	323	556	724	914	472	1783	472	1162	692	244	418	36
A007M: Discovering new ways to experience things																
1. Not important	5.9	6.3	5.4	5.9	6.1	4.7	6.1	5.4	8.0	4.7	10.2	6.7	6.3	5.5	1.9	6.2
2. Somewhat important	32.3	31.1	34.3	35.6	30.9	30.1	34.8	34.4	27.3	33.8	31.4	35.4	35.1	29.7	24.9	20.5
3. Quite important	38.4	37.3	38.8	37.0	38.2	41.0	39.2	35.9	38.8	37.2	39.6	38.5	35.5	39.5	40.1	51.0
4. Extremely important	23.4	25.2	21.5	21.5	24.8	24.2	19.9	24.4	25.8	24.3	18.8	19.4	23.1	25.3	33.1	22.4
<i>Item 1530 Subject Q07</i>	<i>N</i> 2675	1146	1276	1645	320	558	727	916	474	1786	476	1165	693	248	419	36
A007N: Finding purpose and meaning in my life																
1. Not important	3.6	4.7	2.0	3.6	1.0	2.7	4.8	2.5	4.8	3.3	3.1	3.2	3.3	1.7	3.3	6.1
2. Somewhat important	11.2	14.5	7.9	12.5	5.9	12.3	13.5	7.9	12.9	10.7	12.2	12.0	10.2	11.1	11.6	11.6
3. Quite important	26.6	28.1	24.6	29.5	14.7	29.3	28.9	24.1	24.5	25.9	29.4	26.6	28.4	23.0	24.4	31.3
4. Extremely important	58.7	52.6	65.5	54.4	78.4	55.7	52.8	65.5	57.8	60.0	55.3	58.2	58.1	64.2	60.6	50.9
<i>Item 1540 Subject Q07</i>	<i>N</i> 2672	1145	1273	1639	323	558	725	916	473	1785	475	1162	693	248	418	36
A008: Generally speaking, would you say that most people can be trusted or that you can't be too careful in dealing with people?																
3. Most people can be trusted	18.1	19.4	18.0	21.0	7.1	16.0	18.3	17.9	20.8	19.2	15.6	19.9	16.9	14.3	15.8	25.9
2. Don't know, undecided	26.2	28.6	23.4	28.7	12.7	27.5	29.4	21.8	28.4	25.0	31.2	28.0	27.1	29.1	19.9	7.5
1. Can't be too careful	55.7	52.1	58.6	50.3	80.2	56.5	52.3	60.3	50.8	55.7	53.2	52.2	56.1	56.6	64.3	66.6
<i>Item 1550 Subject Q05</i>	<i>N</i> 2606	1107	1254	1616	300	550	712	890	454	1746	466	1136	673	242	412	34
A009: Would you say that most of the time people try to be helpful or that they are mostly just looking out for themselves?																
3. Try to be helpful	25.4	23.7	27.7	26.9	22.9	24.1	26.2	26.2	24.0	26.8	20.5	27.9	27.1	20.2	19.7	6.5
2. Don't know, undecided	31.2	33.1	28.5	32.0	27.7	31.8	28.2	30.4	36.6	30.4	32.5	30.5	31.1	33.2	31.3	33.6
1. Just looking out for themselves	43.5	43.2	43.8	41.1	49.4	44.2	45.7	43.4	39.4	42.9	47.1	41.6	41.8	46.6	49.0	59.8
<i>Item 1560 Subject Q05</i>	<i>N</i> 2658	1141	1270	1637	323	552	724	911	470	1780	477	1158	693	246	415	36
A010: Do you think most people would try to take advantage of you if they got a chance or would they try to be fair?																
3. Would try to be fair	17.5	17.7	18.0	19.8	8.9	19.8	16.3	17.3	17.1	19.1	15.7	19.4	17.0	14.0	15.1	20.6
2. Don't know, undecided	34.2	36.5	32.1	36.2	22.0	36.2	32.8	29.0	44.1	34.7	32.3	34.8	34.4	34.9	31.9	25.0
1. Would try to take advantage of you	48.3	45.9	49.8	43.9	69.1	43.9	50.9	53.7	38.8	46.2	51.9	45.8	48.5	51.1	53.0	54.4
<i>Item 1570 Subject Q05</i>	<i>N</i> 2663	1140	1273	1638	323	554	726	913	470	1779	477	1162	693	246	417	36

QUESTIONNAIRE FORM 1 1997	TOTAL	SEX		RACE		REGION				COLLEGE PLANS?		ILLICIT DRUG USE: LIFETIME				
		M	F	White	Black	NE	NC	S	W	Yes	No	None	Mari- juana Only	Few Pills	More Pills	Any Her- oin
<i>N (Weighted No. of Cases):</i>	2696	1147	1284	1650	323	564	731	923	478	1794	478	1172	697	248	420	36
<i>% of Weighted Total:</i>	100.0	42.6	47.6	61.2	12.0	20.9	27.1	34.2	17.7	66.6	17.7	43.5	25.8	9.2	15.6	1.3
A011: These next questions ask your opinions about a number of different topics. How much do you agree or disagree with each statement below?																
A011A: I feel that you can't be a good citizen unless you always obey the law																
1. Disagree	22.0	23.1	19.4	20.7	24.2	20.6	19.8	23.4	24.1	20.9	23.7	17.7	24.8	22.6	26.8	41.5
2. Mostly disagree	18.8	20.7	17.7	19.1	15.8	20.1	20.4	17.9	16.9	19.6	16.1	14.5	21.9	17.1	27.1	12.1
3. Neither	24.1	23.2	24.7	24.8	22.5	23.8	27.6	21.0	24.9	23.5	27.0	22.4	24.0	27.2	26.6	19.8
4. Mostly agree	26.3	24.8	28.9	28.5	21.9	27.4	26.6	26.2	24.9	27.8	25.1	32.5	23.2	27.2	17.1	20.6
5. Agree	8.8	8.1	9.3	6.9	15.6	8.1	5.6	11.5	9.2	8.2	8.1	12.9	6.1	5.9	2.4	5.9
<i>Item 1580 Subject H03</i>	<i>N</i> 2665	1143	1274	1640	323	552	726	913	474	1781	477	1164	692	246	418	36
A011B: I feel good citizens should go along with whatever the government does even if they disagree with it																
1. Disagree	43.5	42.2	44.2	41.0	51.6	45.1	41.7	42.9	45.8	43.1	42.3	38.6	46.4	44.0	52.0	53.6
2. Mostly disagree	24.1	24.1	25.4	25.6	19.6	26.6	23.2	23.9	22.9	26.2	20.0	23.9	23.4	30.1	24.8	27.3
3. Neither	18.8	19.2	17.8	19.1	15.0	16.3	21.2	18.2	19.4	17.2	24.5	20.7	18.9	16.7	14.8	5.7
4. Mostly agree	11.0	12.4	10.1	12.5	9.4	10.9	11.1	12.5	8.3	11.5	9.9	13.7	9.6	8.0	7.5	13.4
5. Agree	2.5	2.1	2.5	1.8	4.4	1.1	2.9	2.6	3.5	2.0	3.3	3.1	1.8	1.2	1.0	-
<i>Item 1590 Subject H03</i>	<i>N</i> 2666	1143	1275	1639	322	553	726	914	472	1780	477	1165	692	246	418	36
A011C: I feel good citizens try to change the government policies they disagree with																
1. Disagree	5.1	4.5	5.5	4.1	7.4	3.9	4.6	5.7	5.9	4.8	5.3	4.1	5.6	5.7	6.8	-
2. Mostly disagree	7.7	7.4	7.5	7.4	11.0	8.6	6.6	7.9	8.0	7.8	6.5	7.8	8.3	5.8	7.6	3.8
3. Neither	26.3	22.9	28.7	25.6	27.7	29.3	25.6	25.4	25.9	24.3	31.4	25.5	25.8	26.5	27.7	20.8
4. Mostly agree	33.3	34.5	33.0	35.3	24.9	36.9	36.1	31.5	28.6	34.9	30.1	34.3	32.5	36.5	30.4	33.1
5. Agree	27.5	30.7	25.3	27.5	29.0	21.3	27.0	29.5	31.6	28.1	26.7	28.4	27.7	25.5	27.6	42.4
<i>Item 1600 Subject H03</i>	<i>N</i> 2647	1132	1268	1629	319	547	718	908	474	1772	472	1159	689	245	416	34
A011D: The way people vote has a major impact on how things are run in this country																
1. Disagree	8.8	11.2	6.3	8.9	6.1	6.6	9.7	8.7	10.4	8.2	9.6	7.9	8.5	9.4	12.1	2.7
2. Mostly disagree	11.6	11.8	11.8	12.3	9.3	13.9	10.0	10.8	12.8	12.0	10.2	9.3	12.8	14.3	14.1	30.6
3. Neither	17.6	18.5	16.0	19.2	11.9	19.3	21.2	14.6	16.0	16.9	18.0	16.8	15.6	16.3	22.4	11.6
4. Mostly agree	31.8	30.8	33.7	32.9	34.1	32.1	30.0	33.2	31.7	32.3	33.7	33.9	33.5	30.0	24.6	31.4
5. Agree	30.1	27.8	32.2	26.8	38.6	28.1	29.1	32.7	29.0	30.6	28.6	32.1	29.7	30.0	26.7	23.8
<i>Item 1610 Subject H05, I02</i>	<i>N</i> 2653	1136	1272	1636	319	551	725	905	473	1778	474	1163	688	246	416	35
A011E: People who get together in citizen action groups to influence government policies can have a real effect																
1. Disagree	4.8	5.0	3.8	4.6	2.4	4.5	5.1	4.0	6.0	3.8	7.0	4.2	4.0	6.1	6.8	2.7
2. Mostly disagree	10.1	11.2	9.4	11.4	8.8	11.5	9.4	10.7	8.4	10.3	9.5	7.9	10.8	11.4	14.1	20.2
3. Neither	30.9	32.1	29.4	33.8	20.2	30.0	33.3	28.6	32.9	29.0	36.7	28.6	32.9	31.7	31.8	39.2
4. Mostly agree	35.3	33.9	37.5	36.3	34.1	38.1	35.2	34.0	34.8	38.3	32.8	38.0	33.9	37.1	30.9	22.0
5. Agree	18.9	17.8	19.9	14.0	34.4	16.0	17.0	22.6	17.9	18.6	14.1	21.3	18.4	13.7	16.5	16.0
<i>Item 1620 Subject H03, I02</i>	<i>N</i> 2649	1137	1267	1632	319	547	725	907	472	1778	472	1160	687	246	416	35
A011F: Despite its many faults, our system of doing things is still the best in the world																
1. Disagree	9.5	9.9	9.1	7.7	14.8	10.5	8.8	9.2	10.3	8.2	13.9	9.6	7.8	11.8	10.3	10.6
2. Mostly disagree	11.0	9.8	12.1	11.1	11.6	12.8	10.9	10.6	9.6	10.8	12.8	9.3	12.2	10.1	12.3	30.0
3. Neither	31.2	27.3	34.5	30.7	32.2	30.5	34.0	28.2	34.0	29.6	37.7	31.3	30.6	34.7	32.7	7.7
4. Mostly agree	28.7	30.1	27.3	30.3	24.8	30.5	28.2	28.7	27.4	29.9	22.2	29.0	30.4	26.5	23.9	44.7
5. Agree	19.5	22.9	17.0	20.2	16.5	15.8	18.1	23.3	18.7	21.5	13.4	20.7	19.0	16.8	20.8	7.0
<i>Item 1630 Subject H04</i>	<i>N</i> 2646	1133	1268	1632	318	549	720	906	470	1778	469	1159	686	246	416	35

MONITORING THE FUTURE

QUESTIONNAIRE FORM 1 1997	TOTAL	SEX		RACE		REGION				COLLEGE PLANS?		ILLICIT DRUG USE: LIFETIME				
		M	F	White	Black	NE	NC	S	W	Yes	No	None	Mari- juana Only	Few Pills	More Pills	Any Her- oin
<i>N (Weighted No. of Cases):</i>	2696	1147	1284	1650	323	564	731	923	478	1794	478	1172	697	248	420	36
<i>% of Weighted Total:</i>	100.0	42.6	47.6	61.2	12.0	20.9	27.1	34.2	17.7	66.6	17.7	43.5	25.8	9.2	15.6	1.3
A011G: America needs growth to survive, and that is going to require some increase in pollution																
1. Disagree	35.1	33.2	37.7	36.5	28.3	39.5	31.8	34.7	35.8	37.5	29.3	36.5	33.0	32.9	42.1	35.5
2. Mostly disagree	22.9	23.5	23.0	23.6	21.9	24.4	22.2	22.4	23.1	23.9	22.4	22.9	23.6	19.4	23.2	26.7
3. Neither	24.0	23.7	23.9	23.5	26.9	20.3	28.6	21.5	26.1	22.5	28.4	24.4	23.8	28.0	19.1	25.2
4. Mostly agree	11.5	12.6	9.9	10.9	14.5	10.0	10.7	14.0	9.7	10.7	12.0	10.1	13.8	10.9	9.9	4.0
5. Agree	6.5	7.0	5.6	5.5	8.5	5.8	6.6	7.3	5.3	5.3	8.0	6.1	5.9	8.8	5.6	8.6
<i>Item 1640 Subject F04</i>	<i>N</i> 2637	1131	1264	1626	315	545	720	902	470	1770	473	1153	684	246	417	35
A011H: If we just leave things to God, they will turn out for the best																
1. Disagree	21.0	24.6	17.7	23.4	5.7	25.6	18.0	15.9	29.8	21.9	20.1	18.1	21.3	23.9	25.7	42.7
2. Mostly disagree	11.2	12.5	10.7	12.8	6.1	13.1	13.0	8.8	10.9	11.6	11.7	10.8	11.6	10.7	12.2	4.2
3. Neither	26.1	23.8	27.1	27.8	14.6	28.3	29.6	23.1	24.2	25.4	28.8	23.6	25.6	31.3	32.1	16.0
4. Mostly agree	16.1	14.3	18.2	15.5	19.7	15.8	16.3	16.9	15.0	16.6	16.2	17.3	16.8	14.8	13.2	18.9
5. Agree	25.6	24.7	26.3	20.5	53.8	17.2	23.1	35.4	20.1	24.5	23.2	30.2	24.7	19.2	16.8	18.3
<i>Item 1650 Subject I02</i>	<i>N</i> 2637	1132	1263	1622	321	548	719	902	469	1766	471	1149	687	246	416	35
A011I: Going to school has been an enjoyable experience for me																
1. Disagree	7.4	8.2	5.7	7.2	6.0	8.3	10.0	5.1	6.7	6.0	10.0	5.1	6.7	10.1	11.2	11.4
2. Mostly disagree	10.1	9.5	10.2	10.7	6.6	10.9	10.1	9.7	10.0	8.9	13.7	8.1	9.9	11.9	15.0	23.8
3. Neither	18.2	20.2	15.9	18.7	18.5	18.8	20.7	17.2	15.3	16.6	20.8	18.7	17.6	14.9	20.9	13.3
4. Mostly agree	39.1	39.0	41.2	40.4	36.1	40.1	36.8	38.4	43.0	42.5	32.0	40.2	40.5	39.3	37.0	42.1
5. Agree	25.2	23.2	27.0	23.0	32.7	21.9	22.3	29.5	25.0	26.0	23.4	27.9	25.3	23.8	15.9	9.4
<i>Item 1660 Subject B01</i>	<i>N</i> 2648	1138	1269	1635	321	546	725	907	471	1775	474	1164	689	246	413	35
A011J: Doing well in school is important for getting a good job																
1. Disagree	2.9	3.5	1.7	2.6	1.7	3.0	2.6	3.0	3.3	2.1	3.7	2.4	2.6	1.4	4.4	6.6
2. Mostly disagree	3.3	3.4	2.5	2.9	2.5	3.1	3.7	2.5	4.4	2.6	5.1	2.8	3.2	2.3	4.6	9.5
3. Neither	7.6	9.8	4.9	7.7	5.2	8.4	7.4	6.7	8.5	6.5	10.5	7.0	6.4	6.8	10.7	11.2
4. Mostly agree	26.0	28.4	23.8	28.3	21.8	27.4	27.2	24.3	26.0	25.1	28.0	23.3	30.8	27.6	25.5	16.2
5. Agree	60.1	54.8	67.1	58.5	68.7	58.1	59.2	63.4	57.7	63.8	52.8	64.5	57.0	61.9	54.9	56.4
<i>Item 1670 Subject B01</i>	<i>N</i> 2655	1139	1271	1636	321	548	725	909	474	1778	474	1166	690	246	417	35
A012: The next questions ask for your opinions on the effects of using certain drugs and other substances. How much do you think people risk harming themselves (physically or in other ways), if they . . .																
A012A: Smoke one or more packs of cigarettes per day																
1. No risk	3.2	3.3	1.6	2.1	3.8	2.9	4.1	3.5	1.9	2.1	3.9	3.3	1.6	3.9	3.3	-
2. Slight risk	6.3	7.9	4.6	7.4	3.0	6.9	8.5	6.0	3.1	4.6	11.1	4.6	4.9	6.3	11.9	12.4
3. Moderate risk	24.7	25.8	23.7	26.7	21.5	24.6	27.4	24.4	21.4	23.3	26.2	21.4	26.2	26.3	32.3	27.9
4. Great risk	62.5	59.2	68.3	61.8	66.2	62.1	57.7	63.2	69.2	67.2	55.6	66.3	65.0	63.3	50.9	56.2
5. Can't say, drug unfamiliar	3.2	3.8	1.9	1.9	5.6	3.6	2.3	2.9	4.4	2.8	3.2	4.4	2.2	0.3	1.5	3.5
<i>Item 12360 Subject A14a</i>	<i>N</i> 2657	1139	1273	1638	320	554	723	908	471	1779	477	1158	690	248	417	35
A012B: Try marijuana once or twice																
1. No risk	37.0	39.9	32.3	38.0	25.2	43.2	32.8	32.3	45.3	37.1	32.0	14.0	50.8	54.4	61.8	74.7
2. Slight risk	33.4	30.9	37.6	35.6	36.4	30.0	35.8	35.8	28.8	34.4	34.3	35.5	36.0	32.8	28.4	14.2
3. Moderate risk	11.8	10.5	13.6	12.3	12.4	11.3	12.6	12.8	9.3	12.4	12.1	19.2	6.2	6.8	5.8	-
4. Great risk	12.4	12.9	12.5	10.3	17.3	11.3	13.1	13.6	10.1	11.7	13.8	20.9	6.1	5.1	3.5	5.8
5. Can't say, drug unfamiliar	5.4	5.9	4.1	3.8	8.7	4.1	5.6	5.5	6.5	4.4	7.9	10.3	1.0	0.9	0.6	5.3
<i>Item 12370 Subject A14a</i>	<i>N</i> 2657	1137	1274	1636	321	551	724	912	470	1777	476	1160	692	247	415	35
A012C: Smoke marijuana occasionally																
1. No risk	14.9	17.3	11.3	14.7	11.8	18.7	13.1	12.1	18.7	12.8	17.8	3.7	18.0	17.8	33.3	41.7
2. Slight risk	26.8	26.5	27.1	30.1	18.3	27.2	26.3	26.3	27.9	28.4	21.1	13.6	36.7	37.2	40.0	35.4
3. Moderate risk	31.2	28.1	35.7	33.0	32.5	30.3	32.2	32.0	29.0	33.8	27.6	37.9	30.3	32.7	19.6	16.0
4. Great risk	21.5	22.0	21.8	18.3	29.5	19.3	22.4	24.5	16.7	20.4	24.9	34.5	13.9	10.1	6.2	1.6
5. Can't say, drug unfamiliar	5.7	6.1	4.1	3.9	7.9	4.5	6.0	5.1	7.7	4.6	8.6	10.3	1.1	2.3	0.9	5.3
<i>Item 12380 Subject A14a</i>	<i>N</i> 2658	1139	1275	1638	320	553	724	911	471	1781	477	1160	690	248	417	35

QUESTIONNAIRE FORM 1 1997	TOTAL	SEX		RACE		REGION				COLLEGE PLANS?		ILLICIT DRUG USE: LIFETIME				
		M	F	White	Black	NE	NC	S	W	Yes	No	None	Mari- juana Only	Few Pills	More Pills	Any Her- oin
<i>N (Weighted No. of Cases):</i> <i>% of Weighted Total:</i>	2696 100.0	1147 42.6	1284 47.6	1650 61.2	323 12.0	564 20.9	731 27.1	923 34.2	478 17.7	1794 66.6	478 17.7	1172 43.5	697 25.8	248 9.2	420 15.6	36 1.3
A012D: Smoke marijuana regularly																
1. No risk	6.4	7.5	3.9	5.0	7.5	8.0	7.2	5.4	5.3	4.6	8.1	2.6	5.2	7.8	13.5	17.2
2. Slight risk	10.9	11.2	9.6	11.7	6.4	12.9	9.2	9.6	13.9	10.4	12.4	2.6	13.7	13.0	27.3	27.1
3. Moderate risk	20.7	21.6	20.2	22.4	18.4	21.0	20.2	19.5	23.3	20.9	16.7	10.7	30.0	27.8	28.1	29.9
4. Great risk	56.2	53.3	62.5	57.2	59.2	53.7	57.7	59.7	50.4	59.8	54.2	74.4	49.6	48.5	30.2	20.5
5. Can't say, drug unfamiliar	5.7	6.4	3.8	3.6	8.4	4.3	5.6	5.9	7.1	4.4	8.6	9.8	1.4	2.9	0.9	5.3
<i>Item 12390 Subject A14a</i>	<i>N 2652</i>	<i>1137</i>	<i>1270</i>	<i>1637</i>	<i>320</i>	<i>551</i>	<i>722</i>	<i>909</i>	<i>470</i>	<i>1777</i>	<i>476</i>	<i>1157</i>	<i>691</i>	<i>245</i>	<i>415</i>	<i>35</i>
A012E: Try cocaine in powder form once or twice																
1. No risk	5.9	6.0	4.5	5.0	4.6	7.8	6.0	5.1	5.3	4.9	5.2	2.8	3.5	6.8	13.7	17.9
2. Slight risk	16.4	17.3	15.0	17.9	6.1	14.1	19.4	14.5	18.1	15.3	19.3	13.1	14.8	18.3	27.2	46.6
3. Moderate risk	22.2	18.9	25.7	24.7	16.5	22.5	19.7	23.6	23.0	24.3	15.9	20.4	22.4	28.2	26.7	27.5
4. Great risk	45.4	46.1	47.5	44.3	59.9	47.0	43.4	47.6	42.5	47.4	45.6	51.2	49.4	42.8	28.6	6.2
5. Can't say, drug unfamiliar	10.0	11.7	7.4	8.1	13.0	8.6	11.6	9.2	11.0	8.2	14.0	12.5	9.9	3.8	3.9	1.8
<i>Item 12501 Subject A14a</i>	<i>N 2653</i>	<i>1138</i>	<i>1271</i>	<i>1635</i>	<i>319</i>	<i>549</i>	<i>723</i>	<i>911</i>	<i>471</i>	<i>1777</i>	<i>477</i>	<i>1158</i>	<i>690</i>	<i>248</i>	<i>414</i>	<i>35</i>
A012F: Take cocaine powder occasionally																
1. No risk	3.1	3.4	2.0	2.5	4.4	3.5	3.3	3.0	2.6	2.1	3.4	2.4	1.5	3.1	4.9	3.5
2. Slight risk	3.9	3.2	3.9	3.7	0.9	3.8	4.1	3.4	4.6	3.1	3.9	1.5	3.4	1.5	10.5	26.6
3. Moderate risk	19.7	19.2	19.7	21.6	11.2	20.0	20.2	18.1	21.9	19.0	22.0	17.4	17.7	24.3	29.2	35.5
4. Great risk	63.6	63.0	67.2	64.5	70.1	64.6	61.2	66.5	60.2	67.8	56.6	66.5	68.4	67.3	51.5	32.6
5. Can't say, drug unfamiliar	9.7	11.1	7.2	7.7	13.5	8.0	11.1	9.0	10.7	8.0	14.1	12.3	9.0	3.9	3.9	1.8
<i>Item 12502 Subject A14a</i>	<i>N 2653</i>	<i>1138</i>	<i>1271</i>	<i>1633</i>	<i>320</i>	<i>551</i>	<i>719</i>	<i>911</i>	<i>471</i>	<i>1778</i>	<i>476</i>	<i>1160</i>	<i>688</i>	<i>247</i>	<i>414</i>	<i>35</i>
A012G: Take cocaine powder regularly																
1. No risk	2.9	3.0	1.7	2.1	4.4	2.9	3.3	3.1	2.0	1.9	3.0	2.3	1.4	3.0	3.0	3.5
2. Slight risk	0.5	0.5	0.4	0.5	0.4	0.8	0.4	0.6	0.3	0.4	0.5	0.2	0.4	1.1	1.1	-
3. Moderate risk	2.8	2.6	2.2	2.3	2.3	1.6	2.5	3.2	3.7	1.8	3.9	1.5	2.1	1.5	6.2	20.2
4. Great risk	84.7	83.2	89.1	87.9	81.0	87.2	83.7	84.5	83.8	88.9	78.6	84.7	87.2	90.8	85.8	74.6
5. Can't say, drug unfamiliar	9.1	10.7	6.6	7.2	12.0	7.5	10.1	8.7	10.1	7.0	14.1	11.2	8.8	3.5	3.9	1.8
<i>Item 12503 Subject A14a</i>	<i>N 2657</i>	<i>1138</i>	<i>1272</i>	<i>1634</i>	<i>321</i>	<i>552</i>	<i>721</i>	<i>912</i>	<i>471</i>	<i>1778</i>	<i>477</i>	<i>1160</i>	<i>690</i>	<i>248</i>	<i>415</i>	<i>35</i>
A012H: Try "crack" cocaine once or twice																
1. No risk	4.6	4.2	3.6	3.6	5.2	5.0	5.5	4.0	4.0	3.5	5.0	3.0	2.9	3.7	8.4	12.8
2. Slight risk	11.6	11.7	11.5	12.5	5.9	11.3	12.7	10.3	12.8	10.4	15.5	10.3	9.3	15.2	15.9	34.7
3. Moderate risk	18.9	15.9	21.6	21.8	10.6	18.9	19.5	17.9	19.9	20.2	14.0	18.4	18.9	21.1	21.2	21.2
4. Great risk	54.9	56.7	55.6	53.6	65.9	56.3	51.4	58.5	51.9	57.9	49.9	55.9	59.9	54.7	49.0	29.5
5. Can't say, drug unfamiliar	10.0	11.4	7.6	8.4	12.3	8.5	10.9	9.4	11.4	8.0	15.7	12.3	9.0	5.4	5.5	1.8
<i>Item 12504 Subject A14a</i>	<i>N 2656</i>	<i>1138</i>	<i>1272</i>	<i>1634</i>	<i>321</i>	<i>551</i>	<i>723</i>	<i>912</i>	<i>470</i>	<i>1780</i>	<i>477</i>	<i>1160</i>	<i>691</i>	<i>248</i>	<i>412</i>	<i>35</i>
A012I: Take "crack" cocaine occasionally																
1. No risk	3.2	2.9	2.1	2.1	4.2	3.5	4.0	2.8	2.6	2.0	3.5	2.6	1.8	2.1	4.0	3.5
2. Slight risk	2.1	1.9	2.0	2.3	0.8	1.6	2.7	1.6	2.5	1.8	2.2	1.0	2.2	0.8	4.7	15.4
3. Moderate risk	14.7	13.0	16.5	16.7	7.5	16.5	15.2	12.1	17.1	13.9	19.0	13.7	12.9	18.3	17.7	31.1
4. Great risk	70.2	71.0	72.0	70.9	75.4	70.2	67.8	74.2	66.2	74.6	59.3	70.6	74.4	73.4	68.2	48.3
5. Can't say, drug unfamiliar	9.8	11.2	7.4	8.0	12.0	8.3	10.4	9.3	11.7	7.6	16.0	12.0	8.7	5.4	5.5	1.8
<i>Item 12505 Subject A14a</i>	<i>N 2656</i>	<i>1140</i>	<i>1271</i>	<i>1634</i>	<i>321</i>	<i>551</i>	<i>722</i>	<i>912</i>	<i>471</i>	<i>1780</i>	<i>477</i>	<i>1160</i>	<i>689</i>	<i>248</i>	<i>415</i>	<i>35</i>
A012J: Take "crack" cocaine regularly																
1. No risk	2.7	2.6	1.7	1.9	4.0	3.1	3.1	2.5	1.9	1.7	3.3	2.4	1.3	2.1	2.4	3.5
2. Slight risk	0.5	0.6	0.2	0.3	-	0.3	0.5	0.4	0.8	0.3	0.5	0.3	0.5	-	0.8	3.6
3. Moderate risk	1.6	1.6	1.3	1.5	1.3	1.2	1.9	1.9	1.2	1.2	1.8	1.0	1.2	1.4	3.6	10.5
4. Great risk	85.5	84.2	89.7	88.5	83.2	87.7	84.3	85.6	84.5	89.5	78.3	84.6	88.5	90.8	87.3	80.7
5. Can't say, drug unfamiliar	9.7	11.1	7.1	7.8	11.5	7.7	10.1	9.6	11.6	7.3	16.1	11.7	8.5	5.6	5.8	1.8
<i>Item 12506 Subject A14a</i>	<i>N 2648</i>	<i>1136</i>	<i>1268</i>	<i>1633</i>	<i>315</i>	<i>549</i>	<i>721</i>	<i>908</i>	<i>471</i>	<i>1777</i>	<i>473</i>	<i>1158</i>	<i>688</i>	<i>246</i>	<i>414</i>	<i>35</i>
A012K: Try one or two drinks of an alcoholic beverage (beer, wine, liquor)																
1. No risk	50.5	56.1	45.6	55.4	32.9	54.0	50.7	45.4	55.6	50.4	50.3	33.9	61.2	63.2	70.0	69.1
2. Slight risk	32.4	27.3	37.7	31.8	37.2	30.0	33.6	34.4	29.8	34.2	31.4	39.9	26.9	31.7	24.9	27.5
3. Moderate risk	8.2	6.5	9.8	6.3	12.5	8.9	8.1	8.9	6.0	7.7	7.4	11.4	6.9	4.0	2.7	1.7
4. Great risk	6.4	7.1	5.6	5.0	12.2	5.3	5.8	8.1	5.1	5.6	7.3	10.6	3.9	0.9	1.4	1.6
5. Can't say, drug unfamiliar	2.6	3.0	1.3	1.4	5.2	1.8	1.8	3.2	3.5	2.1	3.5	4.2	1.1	0.1	0.9	-
<i>Item 12510 Subject A14a</i>	<i>N 2659</i>	<i>1141</i>	<i>1275</i>	<i>1640</i>	<i>321</i>	<i>554</i>	<i>724</i>	<i>909</i>	<i>471</i>	<i>1781</i>	<i>477</i>	<i>1159</i>	<i>693</i>	<i>248</i>	<i>417</i>	<i>35</i>

MONITORING THE FUTURE

QUESTIONNAIRE FORM 1 1997	TOTAL	SEX		RACE		REGION				COLLEGE PLANS?		ILLICIT DRUG USE: LIFETIME				
		M	F	White	Black	NE	NC	S	W	Yes	No	None	Mari- juana Only	Few Pills	More Pills	Any Her- oin
<i>N (Weighted No. of Cases):</i>	2696	1147	1284	1650	323	564	731	923	478	1794	478	1172	697	248	420	36
<i>% of Weighted Total:</i>	100.0	42.6	47.6	61.2	12.0	20.9	27.1	34.2	17.7	66.6	17.7	43.5	25.8	9.2	15.6	1.3
A012L: Take one or two drinks nearly every day																
1. No risk	12.0	16.7	6.4	12.0	9.1	11.8	13.8	12.3	8.8	9.9	15.1	7.2	12.6	12.2	20.1	20.3
2. Slight risk	30.1	31.9	28.1	33.4	21.4	28.4	32.5	29.0	30.4	29.0	34.3	24.5	33.8	33.5	36.9	26.1
3. Moderate risk	35.5	32.4	40.5	35.5	37.9	40.2	33.7	33.4	36.7	38.1	29.2	34.7	36.8	42.4	33.7	49.5
4. Great risk	19.7	15.5	23.6	17.7	25.7	17.6	18.3	21.8	20.0	20.6	17.6	28.7	15.7	11.9	8.4	4.2
5. Can't say, drug unfamiliar	2.8	3.5	1.4	1.3	5.9	2.0	1.7	3.5	4.2	2.3	3.7	4.8	1.2	0.1	0.9	-
<i>Item 12520 Subject A14a</i>	<i>N</i> 2655	1137	1274	1638	319	552	720	911	471	1778	475	1157	692	246	417	35
A012M: Take four or five drinks nearly every day																
1. No risk	5.5	6.2	3.4	4.9	5.8	5.3	7.4	4.8	4.3	3.6	8.1	3.6	3.6	5.9	8.3	13.2
2. Slight risk	7.9	11.3	3.9	8.9	2.9	6.8	10.0	7.7	6.3	6.1	12.5	4.8	10.3	6.4	13.8	7.0
3. Moderate risk	24.4	26.5	22.5	27.6	15.3	22.7	25.5	25.0	23.9	24.1	25.6	19.8	27.9	30.7	27.2	22.8
4. Great risk	59.2	52.8	68.5	57.3	70.4	63.3	55.0	59.0	61.3	64.1	49.4	67.2	56.3	57.0	49.8	56.9
5. Can't say, drug unfamiliar	2.9	3.1	1.7	1.3	5.6	2.0	2.1	3.4	4.2	2.1	4.3	4.6	1.9	0.1	0.9	-
<i>Item 12530 Subject A14a</i>	<i>N</i> 2653	1139	1273	1635	320	554	721	908	470	1776	475	1156	690	247	417	35
A012N: Have five or more drinks once or twice each weekend																
1. No risk	10.6	13.1	6.6	10.8	6.6	13.3	10.5	9.8	9.2	8.5	12.9	5.4	11.6	12.9	17.8	19.0
2. Slight risk	17.8	21.4	14.3	20.5	6.7	17.9	17.9	17.7	17.7	17.2	19.4	9.8	21.3	23.8	32.5	11.5
3. Moderate risk	27.5	24.5	30.1	29.3	20.7	28.6	29.5	25.6	26.6	28.6	27.1	25.6	30.6	28.3	26.2	37.7
4. Great risk	41.2	37.6	47.1	38.0	60.5	37.9	40.2	43.6	41.9	43.3	35.9	54.2	34.8	34.9	22.6	31.7
5. Can't say, drug unfamiliar	3.0	3.4	1.9	1.5	5.5	2.4	2.0	3.3	4.7	2.3	4.7	5.0	1.7	0.1	0.9	-
<i>Item 12540 Subject A14a</i>	<i>N</i> 2655	1139	1273	1637	321	552	723	908	471	1778	477	1157	693	248	417	35
A012O: Try heroin once or twice without using a needle																
1. No risk	3.6	3.9	2.5	3.2	4.2	3.8	4.6	3.0	3.4	2.8	4.6	2.9	2.3	3.6	4.2	10.3
2. Slight risk	6.9	7.3	6.0	7.0	3.3	7.0	7.0	6.8	6.8	5.7	10.4	5.5	5.2	8.3	12.0	23.3
3. Moderate risk	16.4	15.5	17.5	18.2	12.0	17.9	19.0	13.6	16.0	16.8	14.9	15.4	16.6	19.2	18.7	23.8
4. Great risk	60.5	59.6	63.7	61.3	64.1	60.4	56.0	64.8	59.4	64.2	52.5	61.7	63.6	61.0	57.0	39.5
5. Can't say, drug unfamiliar	12.5	13.6	10.3	10.3	16.3	10.9	13.4	11.8	14.4	10.4	17.6	14.6	12.2	7.9	8.0	3.1
<i>Item 29600 Subject A14a</i>	<i>N</i> 2651	1138	1269	1631	321	550	718	912	471	1777	476	1159	690	248	412	35
A012P: Take heroin occasionally without using a needle																
1. No risk	2.8	2.9	1.8	2.3	4.0	3.1	3.1	2.7	2.0	1.8	4.1	2.7	1.4	2.0	2.7	3.5
2. Slight risk	1.9	1.9	1.5	2.0	0.1	1.9	2.3	1.9	1.1	1.3	3.2	0.9	1.4	1.4	4.3	14.2
3. Moderate risk	8.3	7.3	8.5	8.1	6.7	8.9	9.5	7.3	7.6	6.9	11.2	7.1	7.5	10.0	12.3	5.6
4. Great risk	74.3	74.1	77.7	77.3	72.6	74.4	71.4	76.4	74.9	79.4	63.8	74.5	77.4	78.7	72.3	73.5
5. Can't say, drug unfamiliar	12.7	13.7	10.6	10.4	16.5	11.7	13.6	11.8	14.5	10.5	17.7	14.8	12.3	7.9	8.3	3.1
<i>Item 29610 Subject A14a</i>	<i>N</i> 2653	1138	1272	1634	320	552	719	912	471	1778	477	1157	691	248	416	35
A013: How difficult do you think it would be for you to get each of the following types of drugs, if you wanted some?																
A013A: Marijuana																
1. Probably impossible	3.7	3.1	3.1	2.0	6.2	2.7	3.6	4.3	3.6	2.7	5.1	5.8	0.9	0.9	0.8	3.5
2. Very difficult	1.5	1.1	1.5	1.3	0.7	1.2	2.3	1.2	0.9	1.2	2.0	2.2	0.7	0.6	0.6	-
3. Fairly difficult	3.9	3.7	4.0	3.7	4.5	3.4	5.1	3.2	3.7	3.9	4.5	7.3	1.5	0.6	0.6	-
4. Fairly easy	18.3	17.9	20.2	21.1	14.0	17.0	23.1	17.1	14.7	20.0	16.2	28.2	11.5	13.0	7.5	2.2
5. Very easy	72.7	74.2	71.2	71.9	74.6	75.6	65.9	74.1	77.0	72.2	72.2	56.5	85.4	85.0	90.5	94.4
<i>Item 6750 Subject A03a</i>	<i>N</i> 2644	1133	1266	1636	320	550	719	909	467	1772	473	1149	691	248	415	35
A013B: "Crack" cocaine																
1. Probably impossible	7.8	7.3	7.5	6.6	10.3	8.2	8.8	7.9	5.4	6.6	9.6	9.8	5.9	2.9	5.7	-
2. Very difficult	12.1	13.7	10.8	14.2	3.9	10.6	15.0	10.9	11.6	12.3	13.7	12.8	14.1	12.0	6.6	3.5
3. Fairly difficult	25.1	27.2	24.5	28.7	13.0	25.0	28.3	21.3	27.9	27.5	21.9	27.6	24.5	31.4	20.3	9.3
4. Fairly easy	35.4	32.1	40.5	37.0	32.6	35.3	29.4	39.5	37.0	36.9	31.6	34.3	34.5	35.6	41.6	37.0
5. Very easy	19.6	19.7	16.8	13.5	40.3	20.9	18.5	20.4	18.0	16.7	23.3	15.5	21.0	18.0	25.7	50.3
<i>Item 6811 Subject A03a</i>	<i>N</i> 2637	1128	1264	1631	318	548	716	908	464	1767	474	1146	687	248	415	35

DESCRIPTIVE RESULTS: 1997

45

QUESTIONNAIRE FORM 1 1997	TOTAL	SEX		RACE		REGION				COLLEGE PLANS?		ILLICIT DRUG USE: LIFETIME				
		M	F	White	Black	NE	NC	S	W	Yes	No	None	Mari- juana Only	Few Pills	More Pills	Any Her- oin
<i>N (Weighted No. of Cases):</i> <i>% of Weighted Total:</i>	2696 100.0	1147 42.6	1284 47.6	1650 61.2	323 12.0	564 20.9	731 27.1	923 34.2	478 17.7	1794 66.6	478 17.7	1172 43.5	697 25.8	248 9.2	420 15.6	36 1.3
A013C: Cocaine powder																
1. Probably impossible	8.7	8.0	8.1	6.8	13.2	7.8	10.7	8.3	7.2	7.1	12.4	11.5	7.4	3.5	3.3	-
2. Very difficult	12.3	13.9	11.3	14.0	6.0	12.6	15.4	10.7	10.2	12.9	11.0	14.0	13.6	11.3	5.6	2.2
3. Fairly difficult	23.6	25.8	23.2	26.3	19.4	19.7	26.0	23.4	25.0	26.2	20.7	26.9	25.0	27.7	13.2	5.7
4. Fairly easy	34.4	31.1	39.2	35.3	31.6	36.2	30.9	34.9	37.0	35.7	32.3	32.3	34.8	38.2	40.8	34.4
5. Very easy	21.0	21.3	18.2	17.7	29.8	23.7	17.0	22.7	20.6	18.1	23.6	15.3	19.2	19.3	37.1	57.7
<i>Item 6812 Subject A03a</i>	<i>N</i> 2633	1130	1259	1632	317	548	715	905	465	1763	473	1143	688	248	415	35
The following questions are about CIGARETTE SMOKING.																
B001: Have you ever smoked cigarettes?																
1. Never—GO TO Q.B006	33.0	33.7	34.2	29.8	52.1	30.4	32.5	34.9	33.3	37.8	24.7	59.6	13.5	13.1	9.6	5.5
2. Once or twice	22.8	21.9	24.2	21.8	27.2	22.1	22.4	21.8	26.3	23.1	21.6	22.5	30.8	19.8	13.4	3.9
3. Occasionally but not regularly	16.3	18.4	14.6	17.3	10.8	13.7	15.7	17.5	18.2	16.7	13.4	9.9	24.1	24.7	15.6	22.7
4. Regularly in the past	6.7	6.2	6.9	6.9	3.3	8.5	6.4	5.4	7.5	6.0	8.4	3.2	10.1	12.9	7.1	8.0
5. Regularly now	21.1	19.8	20.1	24.2	6.6	25.3	23.0	20.4	14.7	16.3	32.0	4.7	21.5	29.4	54.2	60.0
<i>Item 760 Subject A01a</i>	<i>N</i> 2563	1100	1242	1618	292	538	705	874	445	1739	456	1109	669	239	411	36
B002: How frequently have you smoked cigarettes during the past 30 days?																
1. Not at all	42.1	41.6	45.3	39.9	62.3	39.5	39.6	43.3	47.2	47.2	36.6	63.4	44.4	40.9	18.8	7.3
2. Less than one cigarette per day	18.9	20.2	17.9	17.9	19.5	17.0	18.6	17.5	24.4	19.6	12.6	18.9	24.3	15.3	12.3	18.9
3. One to five cigarettes per day	16.2	15.7	17.6	17.6	9.7	15.0	17.0	17.3	14.5	15.8	20.5	10.6	16.7	19.0	21.5	17.3
4. About one-half pack per day	11.7	9.3	12.2	12.7	4.5	14.3	10.0	12.5	9.4	10.1	15.7	4.5	7.5	15.8	23.5	19.4
5. About one pack per day	8.4	9.3	6.0	9.4	2.5	11.8	10.2	7.2	3.6	6.1	10.1	2.6	5.4	6.5	18.1	33.4
6. About one and one-half packs per day	2.0	2.8	0.7	2.0	0.1	1.8	3.1	1.9	0.5	0.9	3.3	-	1.4	2.2	4.2	3.7
7. Two packs or more per day	0.7	1.2	0.3	0.5	1.2	0.6	1.5	0.3	0.5	0.2	1.3	-	0.3	0.3	1.5	-
<i>Item 780 Subject A01c</i>	<i>N†</i> 1715	728	816	1133	140	376	474	568	296	1079	343	445	578	209	371	34
B003: To be more precise, during the past 30 days about how many cigarettes have you smoked per day?																
01. None	42.2	42.0	45.3	40.2	62.8	40.5	40.2	42.6	46.7	47.1	37.4	62.8	44.4	41.9	19.2	7.3
02. Less than 1 per day	13.8	14.9	13.0	13.9	11.3	13.5	13.2	11.5	19.6	15.4	6.9	14.9	17.2	12.2	8.6	10.6
03. 1 to 2	6.6	5.2	7.6	5.9	8.1	7.1	6.3	6.7	6.3	6.5	6.9	5.2	7.5	3.7	7.3	11.9
04. 3 to 7	14.3	14.0	15.6	15.7	4.6	13.1	14.1	15.1	14.5	13.9	18.3	8.7	13.1	18.5	20.3	22.2
05. 8 to 12	7.4	6.8	7.1	8.2	3.9	8.3	7.7	7.5	5.3	6.8	9.5	3.2	6.9	8.5	11.8	12.2
06. 13 to 17	5.8	5.7	4.5	6.1	1.6	5.2	5.6	7.7	3.6	3.7	8.7	2.8	4.7	3.1	11.8	5.5
07. 18 to 22	4.8	6.2	3.2	5.1	2.5	6.0	5.9	5.0	1.4	3.8	4.5	0.6	2.3	4.8	11.8	27.9
08. 23 to 27	1.4	1.0	0.9	1.0	-	2.4	1.5	1.0	0.5	0.6	2.9	1.0	0.7	1.6	3.2	-
09. 28 to 32	0.6	1.0	*	0.5	0.6	0.4	1.6	0.1	0.3	*	1.6	-	0.2	0.6	1.8	-
10. 33 to 37	0.6	0.7	0.3	0.4	2.5	0.4	0.7	0.8	0.1	0.1	0.8	0.2	0.4	0.5	0.9	-
11. 38 or more	2.5	2.6	2.5	2.9	2.0	3.2	3.1	2.1	1.7	2.1	2.7	0.5	2.6	4.7	3.2	2.4
<i>Item 781 Subject A01d</i>	<i>N†</i> 1705	728	812	1127	140	374	474	563	295	1075	341	444	574	209	368	34
B004: How many cigarettes are there in the packs you usually smoke?																
1. 20 cigarettes per pack	51.9	54.2	48.0	55.8	27.9	57.4	53.9	50.9	43.7	47.4	59.3	30.6	49.6	54.2	76.1	83.6
2. 25 cigarettes per pack	2.2	1.7	2.0	2.2	1.5	1.3	3.1	2.2	2.1	2.1	2.6	2.2	1.7	1.3	1.2	12.9
3. Other, or don't smoke now	45.9	44.0	50.0	41.9	70.6	41.3	43.0	46.9	54.2	50.5	38.1	67.2	48.7	44.6	22.7	3.5
<i>Item 782 Subject A01d</i>	<i>N†</i> 1696	720	811	1121	140	371	468	562	295	1067	342	437	570	207	371	34
B005A: Have you ever tried to stop smoking and found that you could not?																
1. Yes	21.2	20.5	18.7	22.0	8.2	25.3	26.5	17.9	13.4	17.2	27.5	7.0	18.2	23.8	37.4	29.4
2. No	78.8	79.5	81.3	78.0	91.8	74.7	73.5	82.1	86.6	82.8	72.5	93.0	81.8	76.2	62.6	70.6
<i>Item 1690 Subject A01i</i>	<i>N†</i> 1661	705	794	1114	130	366	463	544	288	1046	338	426	556	209	365	34

†=excludes respondents for whom question was inappropriate.*=less than .05 percent.

MONITORING THE FUTURE

QUESTIONNAIRE FORM 1 1997	TOTAL	SEX		RACE		REGION				COLLEGE PLANS?		ILLCIT DRUG USE: LIFETIME					
		M	F	White	Black	NE	NC	S	W	Yes	No	None	Mari- juana Only	Few Pills	More Pills	Any Her- oin	
<i>N (Weighted No. of Cases):</i>	2696	1147	1284	1650	323	564	731	923	478	1794	478	1172	697	248	420	36	
<i>% of Weighted Total:</i>	100.0	42.6	47.6	61.2	12.0	20.9	27.1	34.2	17.7	66.6	17.7	43.5	25.8	9.2	15.6	1.3	
B005B: How many times (if any) have you tried to stop smoking?																	
1. None	57.8	58.8	59.2	56.6	76.5	55.0	53.6	59.2	65.5	61.0	52.1	68.5	63.2	53.5	41.6	47.0	
2. Once	19.1	20.5	18.2	19.2	11.7	17.2	20.3	19.2	19.7	18.6	19.3	23.0	16.8	21.6	16.9	24.8	
3. Twice	12.7	11.1	12.6	13.2	6.4	13.7	15.5	12.6	6.9	11.5	15.2	5.6	11.9	12.8	19.4	20.0	
4. 3 to 5 times	8.2	7.5	7.9	9.0	3.7	9.9	8.1	7.5	7.6	7.3	10.0	2.3	6.7	7.8	17.9	8.2	
5. 6 to 9 times	1.2	1.3	0.9	1.1	1.5	2.5	1.5	0.5	0.2	0.6	2.5	-	1.4	2.0	2.0	-	
6. 10 or more times	1.0	0.8	1.2	0.9	0.1	1.8	1.0	1.0	0.1	0.9	1.0	0.6	0.1	2.2	2.2	-	
<i>Item 1691 Subject A01i</i>	<i>N†</i>	1640	707	775	1098	129	358	461	536	286	1031	337	415	554	206	360	34
B005C: Do you want to stop smoking now?																	
1. Yes	18.2	18.1	17.9	19.8	12.2	19.3	22.8	15.4	14.8	16.9	21.5	6.4	17.5	23.3	30.9	15.1	
2. No	28.0	28.5	25.8	29.9	15.0	31.3	25.3	30.6	22.9	24.3	34.3	15.8	26.5	26.4	40.9	66.6	
8. Don't smoke now	53.8	53.4	56.3	50.3	72.8	49.3	51.9	54.0	62.3	58.7	44.2	77.8	56.0	50.3	28.1	18.2	
<i>Item 1700 Subject A01i</i>	<i>N†</i>	1676	716	801	1112	135	364	465	558	289	1055	338	435	561	206	365	34
B006: Do you think you will be smoking cigarettes five years from now?																	
1. I definitely will	1.5	1.6	1.1	1.2	0.5	1.5	1.3	1.4	2.4	0.7	2.6	0.8	0.7	1.3	3.8	9.4	
2. I probably will	13.8	12.1	12.8	14.5	4.9	16.4	16.2	12.0	10.6	10.1	20.7	4.3	15.5	22.9	28.6	38.3	
3. I probably will not	25.9	26.8	25.6	27.6	17.5	28.4	27.6	23.5	24.9	24.8	28.9	18.2	29.3	29.8	37.1	30.5	
4. I definitely will not	58.7	59.6	60.5	56.7	77.1	53.7	54.9	63.1	62.1	64.4	47.8	76.8	54.5	46.0	30.5	21.8	
<i>Item 1710 Subject A04a</i>	<i>N</i>	2648	1140	1270	1637	316	550	722	906	469	1781	473	1162	685	245	419	36
The different questionnaire forms used in this study tend to emphasize somewhat different topics. The next major section in this form deals with alcohol and various other drugs. There is a lot of talk these days about these subjects, but very little accurate information. Therefore, we still have a lot to learn about the actual experiences and attitudes of people your age.																	
We hope that you can answer all questions; but if you find one which you feel you cannot answer honestly, we would prefer that you leave it blank.																	
Remember that your answers will be strictly confidential. We never connect them with your name or your class.																	
The next questions are about ALCOHOLIC BEVERAGES, including beer, wine, wine coolers, and liquor.																	
B007: On how many occasions (if any) have you had alcohol to drink—more than just a few sips . . .																	
B007A: . . . in your lifetime?																	
1. 0 occasions	14.0	14.6	14.4	12.8	23.5	10.3	16.1	15.3	12.8	15.7	12.5	27.6	3.4	1.7	2.3	-	
2. 1-2	11.6	10.6	12.8	9.8	18.8	10.8	12.6	12.3	9.7	11.6	10.8	20.1	6.6	6.1	0.5	-	
3. 3-5	10.6	8.5	13.1	9.7	14.9	9.4	11.7	9.4	12.5	11.2	10.0	15.2	8.8	6.9	4.7	-	
4. 6-9	8.8	8.5	9.0	7.9	9.8	9.7	7.3	9.0	9.8	9.6	6.7	10.2	8.5	9.2	4.6	5.5	
5. 10-19	13.6	11.7	15.7	12.6	15.7	13.2	12.4	14.2	15.0	13.8	14.5	11.4	19.3	16.1	9.9	9.3	
6. 20-39	11.9	10.3	13.9	13.8	7.8	12.2	11.3	11.3	13.4	12.4	10.7	6.5	18.5	14.3	15.3	9.5	
7. 40 or more	29.5	35.8	21.1	33.3	9.5	34.3	28.7	28.6	26.9	25.6	34.7	9.0	34.9	45.7	62.7	75.8	
<i>Item 810 Subject A01a</i>	<i>N</i>	2560	1094	1251	1605	298	532	696	880	452	1738	450	1131	672	244	397	36
B007B: . . . during the last 12 months?																	
1. 0 occasions	24.6	25.0	25.8	21.7	41.6	20.2	27.4	25.7	23.2	26.1	23.6	44.6	9.4	9.4	5.8	14.0	
2. 1-2	16.7	13.7	19.6	14.6	23.5	17.8	16.8	15.9	17.0	17.2	16.9	22.3	16.6	10.6	6.3	1.3	
3. 3-5	12.7	10.3	14.9	12.0	11.8	13.7	10.8	11.9	15.8	13.2	11.6	12.9	14.2	15.3	8.4	11.4	
4. 6-9	11.6	11.9	11.1	12.5	9.1	11.0	10.3	13.0	11.4	11.5	10.8	8.0	17.1	12.3	9.7	18.5	
5. 10-19	14.0	12.2	15.5	16.1	7.4	13.8	15.3	12.4	15.3	13.1	15.8	5.7	18.9	26.9	22.3	3.4	
6. 20-39	8.5	9.2	7.3	9.7	2.6	11.1	7.5	8.1	8.1	8.3	7.5	2.5	12.5	10.0	17.4	10.8	
7. 40 or more	11.9	17.6	5.9	13.3	3.9	12.3	12.0	13.0	9.2	10.5	13.8	4.0	11.4	15.6	30.1	40.5	
<i>Item 820 Subject A01b</i>	<i>N</i>	2551	1087	1252	1600	296	529	690	879	454	1734	449	1121	673	243	399	36

†=excludes respondents for whom question was inappropriate.

DESCRIPTIVE RESULTS: 1997

47

QUESTIONNAIRE FORM 1 1997	TOTAL	SEX		RACE		REGION				COLLEGE PLANS?		ILLICIT DRUG USE: LIFETIME				
		M	F	White	Black	NE	NC	S	W	Yes	No	None	Mari- juana Only	Few Pills	More Pills	Any Her- oin
<i>N (Weighted No. of Cases):</i> <i>% of Weighted Total:</i>	2696 100.0	1147 42.6	1284 47.6	1650 61.2	323 12.0	564 20.9	731 27.1	923 34.2	478 17.7	1794 66.6	478 17.7	1172 43.5	697 25.8	248 9.2	420 15.6	36 1.3
B007C: . . . during the last 30 days?																
1. 0 occasions	47.9	45.8	52.3	42.9	71.0	46.5	50.2	48.5	44.8	49.9	47.9	71.5	35.3	28.0	19.2	16.9
2. 1-2	19.9	16.4	22.3	20.3	16.1	20.0	19.7	17.7	24.0	21.2	15.9	16.4	25.1	25.8	16.9	24.5
3. 3-5	13.6	14.8	12.5	16.5	5.9	12.9	11.7	14.8	15.0	12.5	15.4	5.9	20.2	20.5	18.8	25.0
4. 6-9	7.7	8.9	6.1	8.5	3.5	8.7	8.2	7.2	6.9	7.1	7.4	2.2	9.2	11.0	17.8	11.1
5. 10-19	5.7	6.3	4.7	6.2	1.5	7.7	4.4	6.4	4.2	5.4	5.3	1.8	5.8	8.2	15.1	5.4
6. 20-39	2.3	3.6	1.2	2.4	1.2	2.1	2.4	1.7	3.6	1.7	4.8	0.6	2.5	2.9	5.4	13.6
7. 40 or more	2.9	4.2	0.9	3.3	0.7	2.1	3.2	3.8	1.5	2.2	3.2	1.6	1.9	3.6	6.9	3.4
<i>Item 830 Subject A01c</i>	<i>N</i> 2564	1099	1251	1608	295	537	694	874	460	1738	450	1124	676	242	406	36
IF YOU HAVE NOT HAD ANY BEER, WINE, WINE COOLERS, OR LIQUOR IN THE LAST TWELVE MONTHS, GO TO Q.B016.																
B008: When you used alcohol during the last year, how often did you use it in each of the following situations?																
B008A: When you were alone																
1. Not at all	75.6	68.9	83.4	75.7	76.3	76.1	74.8	73.2	80.6	78.9	69.8	83.2	79.6	73.2	61.7	59.8
2. A few of the times	18.2	22.2	13.7	18.6	16.6	18.1	19.5	18.8	15.1	16.6	20.8	11.7	16.1	21.8	27.8	30.6
3. Some of the times	4.7	7.0	2.3	4.6	4.1	3.9	4.2	6.4	3.0	3.4	8.0	3.8	3.2	3.8	8.7	5.6
4. Most of the times	0.8	0.6	0.4	0.4	1.1	0.8	0.3	1.1	0.7	0.7	-	0.6	0.7	0.8	0.6	-
5. Every time	0.8	1.3	0.2	0.6	1.8	1.1	1.1	0.5	0.5	0.5	1.4	0.7	0.5	0.4	1.3	4.0
<i>Item 1720 Subject A05a</i>	<i>N†</i> 1917	811	919	1242	173	419	508	640	351	1268	344	614	605	220	383	30
B008B: With just 1 or 2 other people																
1. Not at all	21.4	17.9	25.0	19.5	25.8	21.7	18.3	21.6	24.9	23.0	19.3	31.5	20.1	15.1	11.3	10.1
2. A few of the times	39.9	36.8	43.1	41.1	35.4	41.3	42.2	37.1	40.1	43.2	31.2	38.9	45.0	40.4	36.6	29.5
3. Some of the times	20.4	25.1	15.4	21.4	14.1	18.6	23.4	20.4	18.5	16.7	26.9	13.1	19.3	23.0	29.7	29.5
4. Most of the times	12.8	14.2	11.6	13.1	13.6	12.7	10.9	14.5	12.6	11.9	15.6	7.0	11.9	18.5	19.0	23.4
5. Every time	5.4	6.1	5.0	4.9	11.2	5.6	5.1	6.3	3.8	5.2	7.1	9.4	3.7	3.0	3.4	7.5
<i>Item 1730 Subject A05b</i>	<i>N†</i> 1920	814	921	1248	172	421	508	643	349	1272	345	613	609	220	383	30
B008C: At a party																
1. Not at all	12.5	12.6	12.8	11.0	24.0	11.9	11.9	13.9	11.4	13.6	10.4	22.1	10.5	4.4	5.1	3.8
2. A few of the times	15.6	13.5	18.2	13.7	28.2	14.5	15.2	16.6	15.8	15.3	19.3	22.1	13.9	11.5	9.1	26.8
3. Some of the times	13.0	13.6	12.9	12.6	15.1	16.3	12.1	11.7	12.8	12.9	14.8	9.3	16.2	14.5	13.3	4.8
4. Most of the times	36.9	36.0	36.8	41.3	16.6	34.5	39.0	36.5	37.1	37.2	30.4	26.1	39.3	47.6	45.2	26.1
5. Every time	22.1	24.3	19.4	21.4	16.2	22.8	21.8	21.3	22.9	20.9	25.1	20.4	20.2	21.9	27.3	38.6
<i>Item 1740 Subject A05c</i>	<i>N†</i> 1921	813	923	1249	171	421	507	639	353	1273	345	616	609	219	384	28
B008D: When your date or spouse was present																
1. Not at all	44.5	50.7	39.9	39.6	60.0	45.3	42.3	40.8	53.3	47.5	36.0	60.7	43.9	36.8	26.3	18.7
2. A few of the times	22.6	19.9	24.1	22.8	25.8	20.5	25.7	24.0	18.1	21.0	29.2	17.4	26.7	24.7	20.6	40.9
3. Some of the times	14.5	15.3	13.4	16.7	3.3	14.2	16.4	14.4	12.1	14.1	13.3	9.8	11.3	16.8	24.8	20.8
4. Most of the times	11.4	8.7	13.6	13.2	6.1	12.3	8.0	13.6	11.0	11.0	12.3	4.7	11.7	16.3	18.9	12.3
5. Every time	7.1	5.5	9.0	7.7	4.8	7.7	7.5	7.2	5.5	6.5	9.3	7.4	6.3	5.4	9.4	7.3
<i>Item 1750 Subject A05b</i>	<i>N†</i> 1909	810	915	1240	173	414	505	638	351	1260	344	612	606	216	381	30
B008E: When people over age 30 were present																
1. Not at all	39.3	37.2	42.1	38.0	48.7	34.0	40.0	42.8	38.3	41.5	38.4	43.0	44.2	32.0	30.2	34.4
2. A few of the times	33.9	33.4	34.1	34.8	29.3	35.2	32.7	35.0	31.9	35.4	28.3	29.6	33.6	36.4	39.7	42.5
3. Some of the times	15.0	17.9	11.3	15.5	10.0	18.9	13.5	11.0	19.5	12.8	16.6	11.2	13.1	22.5	19.7	8.3
4. Most of the times	6.1	6.2	6.0	5.6	8.2	6.0	6.0	7.3	4.3	5.1	10.0	5.8	5.6	5.5	7.0	6.6
5. Every time	5.7	5.2	6.5	6.1	3.8	5.8	7.8	3.9	6.0	5.2	6.8	10.4	3.6	3.6	3.4	8.2
<i>Item 1760 Subject A05b</i>	<i>N†</i> 1924	815	924	1250	173	421	507	643	353	1273	345	617	609	220	384	30
B008F: During the daytime (before 4:00 p.m.)																
1. Not at all	62.7	56.3	70.2	61.3	75.6	58.7	65.7	62.1	64.2	64.6	62.7	75.8	66.2	60.5	38.0	53.0
2. A few of the times	26.1	28.9	22.9	28.0	16.4	29.3	23.3	26.8	24.9	26.5	25.1	16.2	26.5	29.5	41.1	20.6
3. Some of the times	8.2	10.6	5.0	7.9	4.2	9.0	6.9	8.6	8.2	6.5	8.1	3.9	5.2	8.9	17.5	19.2
4. Most of the times	1.7	2.3	1.0	1.8	0.9	1.2	2.5	1.7	1.4	1.5	2.0	2.1	1.7	0.3	1.7	3.1
5. Every time	1.3	1.9	0.9	1.0	2.9	1.8	1.5	0.8	1.4	1.0	2.0	2.1	0.4	0.9	1.8	4.0
<i>Item 1770 Subject A05c</i>	<i>N†</i> 1920	814	920	1251	169	421	507	640	352	1273	344	611	611	220	383	30

†=excludes respondents for whom question was inappropriate.

MONITORING THE FUTURE

QUESTIONNAIRE FORM 1 1997	TOTAL	SEX		RACE		REGION				COLLEGE PLANS?		ILLICIT DRUG USE: LIFETIME					
		M	F	White	Black	NE	NC	S	W	Yes	No	None	Mari- juana Only	Few Pills	More Pills	Any Her- oin	
<i>N (Weighted No. of Cases):</i>	2696	1147	1284	1650	323	564	731	923	478	1794	478	1172	697	248	420	36	
<i>% of Weighted Total:</i>	100.0	42.6	47.6	61.2	12.0	20.9	27.1	34.2	17.7	66.6	17.7	43.5	25.8	9.2	15.6	1.3	
B008G: At your home (or apartment or dorm)																	
1. Not at all	43.3	39.5	47.6	42.3	53.8	40.8	47.0	41.5	44.0	45.4	41.5	53.7	43.0	32.1	33.4	35.2	
2. A few of the times	29.0	28.5	29.2	30.2	22.2	29.9	29.5	29.2	27.0	29.5	25.5	21.8	34.1	35.1	30.6	21.3	
3. Some of the times	15.3	19.5	10.8	15.2	7.5	14.4	13.9	16.4	16.7	13.7	17.9	10.3	12.9	19.3	22.9	28.1	
4. Most of the times	7.7	8.0	7.1	7.6	9.3	9.6	5.7	8.5	7.1	6.9	9.0	8.2	6.4	6.4	10.0	6.3	
5. Every time	4.6	4.5	5.4	4.7	7.2	5.3	3.9	4.4	5.2	4.5	6.1	6.0	3.5	7.1	3.1	9.1	
<i>Item 1780 Subject A05c</i>	<i>N†</i>	1920	813	924	1249	171	420	508	639	353	1275	343	616	609	220	382	30
B008H: At school																	
1. Not at all	89.3	86.5	93.0	90.2	91.4	87.8	90.0	90.0	88.8	91.4	85.0	94.0	91.9	86.0	81.7	67.8	
2. A few of the times	8.0	9.7	6.0	7.2	7.1	10.3	6.6	7.7	7.9	6.7	10.3	3.8	6.3	10.8	14.1	24.0	
3. Some of the times	1.5	2.4	0.5	1.8	-	0.9	1.6	1.2	2.6	1.4	2.5	1.4	0.8	2.6	2.6	-	
4. Most of the times	0.5	0.4	0.2	0.3	-	0.1	0.6	0.9	0.2	0.2	1.0	0.1	0.5	-	0.9	4.2	
5. Every time	0.6	1.0	0.3	0.4	1.5	0.8	1.2	0.2	0.5	0.3	1.2	0.7	0.5	0.7	0.6	4.0	
<i>Item 1790 Subject A05c</i>	<i>N†</i>	1922	813	924	1248	173	421	508	641	353	1272	343	615	611	220	382	30
B008I: In a car																	
1. Not at all	61.3	57.2	67.6	61.1	62.4	68.1	57.2	57.9	65.5	65.6	52.3	81.1	56.6	58.9	41.9	32.5	
2. A few of the times	21.3	22.1	20.1	21.6	22.5	20.2	21.0	23.0	20.2	20.4	25.4	9.7	25.4	20.7	33.9	31.4	
3. Some of the times	11.4	13.2	8.3	11.7	4.7	7.8	13.5	13.1	9.6	9.7	12.7	5.5	12.3	12.8	17.4	22.1	
4. Most of the times	3.9	4.4	3.2	3.6	8.0	2.3	5.4	3.9	3.4	3.0	5.3	1.8	3.8	6.1	4.1	5.7	
5. Every time	2.0	3.1	0.8	1.9	2.4	1.6	2.9	2.1	1.2	1.3	4.2	1.9	1.9	1.6	2.7	8.2	
<i>Item 1810 Subject A05c</i>	<i>N†</i>	1923	814	924	1250	171	421	508	642	353	1275	343	616	611	220	382	30
B009: What have been the most important reasons for your drinking alcoholic beverages? (Mark all that apply.)																	
A. To experiment—to see what it's like	50.5	48.4	54.3	50.0	64.0	48.1	49.8	52.8	50.0	53.9	44.1	58.6	50.6	51.1	38.0	49.0	
B. To relax or relieve tension	46.4	49.8	43.5	49.8	34.0	46.2	43.6	51.7	41.0	45.5	47.5	34.4	43.9	53.3	63.7	78.1	
C. To feel good or get high	47.1	47.6	44.8	50.1	30.8	46.1	46.2	48.7	46.5	46.4	43.7	25.0	51.9	55.8	66.4	72.0	
D. To seek deeper insights and understanding	5.9	5.9	4.4	4.8	7.4	5.4	4.8	6.9	6.3	4.8	6.6	3.3	6.2	5.6	9.1	10.1	
E. To have a good time with my friends	74.7	76.7	72.8	79.3	50.4	75.4	76.5	73.6	73.3	74.3	75.1	61.6	80.3	81.7	83.5	76.9	
F. To fit in with a group I like	6.9	8.1	5.5	7.9	6.1	5.4	8.2	8.0	4.7	7.3	6.6	6.4	8.1	7.8	5.1	2.6	
G. To get away from my problems or troubles	22.5	23.8	21.3	23.6	18.5	19.3	24.3	25.2	18.5	21.6	24.2	11.7	23.3	27.4	34.2	35.3	
H. Because of boredom, nothing else to do	26.5	27.6	24.8	27.1	20.5	29.4	26.8	24.0	27.3	25.2	29.2	16.1	26.1	35.5	37.4	50.2	
I. Because of anger or frustration	18.8	19.4	17.4	19.6	17.9	19.9	21.0	18.7	14.3	17.1	23.8	11.4	16.9	24.2	28.2	38.7	
J. To get through the day	2.7	3.4	1.7	2.2	3.9	3.5	2.2	2.4	3.2	1.7	4.1	1.8	2.0	1.2	5.5	4.0	
K. To increase the effects of some other drug(s)	9.2	8.3	7.8	8.5	4.0	10.7	6.1	9.7	11.3	6.7	10.5	0.3	3.8	12.3	25.9	50.3	
L. To decrease (offset) the effects of some other drug(s)	1.7	1.6	0.8	1.2	0.1	2.1	1.8	1.0	2.5	0.7	1.9	-	0.2	3.1	4.7	9.2	
M. To get to sleep	7.4	7.7	5.7	6.7	4.2	6.9	9.4	7.1	5.5	5.5	10.7	5.4	6.2	6.6	10.4	17.1	
N. Because it tastes good	44.8	43.2	47.5	47.9	37.6	46.6	45.7	44.0	42.9	45.9	43.7	42.2	43.0	49.7	49.0	45.4	
O. Because I am "hooked"—I feel I have to drink	1.9	3.0	0.5	1.6	1.8	0.9	2.2	2.2	2.0	0.9	4.1	0.8	0.9	1.6	3.0	10.9	
<i>Item 1820-1960 Subject A06a</i>	<i>N†</i>	1882	794	909	1228	167	410	500	630	342	1244	339	595	597	218	381	30
B010: When you drink alcoholic beverages, how high do you usually get?																	
1. Not at all high	22.0	22.2	23.1	17.9	43.0	21.3	21.6	21.5	24.1	22.2	25.4	40.6	16.3	13.6	6.6	2.6	
2. A little high	28.9	26.0	32.3	29.8	29.0	24.8	28.7	32.0	28.7	30.3	27.9	32.7	32.4	27.0	20.7	25.5	
3. Moderately high	37.5	39.7	34.5	40.8	22.0	38.7	39.6	36.6	34.6	38.2	33.6	21.5	41.2	46.4	51.7	50.2	
4. Very high	11.6	12.1	10.2	11.5	6.0	15.2	10.1	9.9	12.6	9.3	13.0	5.1	10.1	13.0	20.9	21.8	
<i>Item 1970 Subject A01e</i>	<i>N†</i>	1915	813	922	1246	172	419	503	637	356	1267	347	611	608	219	383	30
B011: When you drink alcoholic beverages, how long do you usually stay high?																	
1. Usually don't get high	23.4	23.3	25.1	19.2	47.1	23.5	22.7	24.0	23.4	23.7	28.1	44.2	16.8	15.1	7.4	2.7	
2. One to two hours	33.6	33.0	34.8	34.5	29.0	27.4	35.4	35.3	35.4	35.8	29.1	32.5	37.3	34.2	28.7	55.2	
3. Three to six hours	36.9	38.0	35.0	40.5	17.9	41.2	36.3	34.5	36.8	36.5	35.4	19.2	39.6	46.2	56.5	37.0	
4. Seven to 24 hours	5.1	4.5	4.6	5.1	4.1	6.7	4.8	5.1	3.8	3.6	6.2	3.1	5.4	4.6	6.6	1.9	
5. More than 24 hours	0.9	1.2	0.6	0.6	2.0	1.1	0.8	1.1	0.5	0.3	1.1	1.0	0.9	-	0.7	3.2	
<i>Item 1980 Subject A01f</i>	<i>N†</i>	1897	807	920	1240	171	412	498	631	355	1262	342	602	607	218	382	30

†=excludes respondents for whom question was inappropriate.

QUESTIONNAIRE FORM 1 1997	TOTAL	SEX		RACE		REGION				COLLEGE PLANS?		ILLICIT DRUG USE: LIFETIME				
		M	F	White	Black	NE	NC	S	W	Yes	No	None	Mari- juana Only	Few Pills	More Pills	Any Her- oin
<i>N (Weighted No. of Cases):</i>	2696	1147	1284	1650	323	564	731	923	478	1794	478	1172	697	248	420	36
<i>% of Weighted Total:</i>	100.0	42.6	47.6	61.2	12.0	20.9	27.1	34.2	17.7	66.6	17.7	43.5	25.8	9.2	15.6	1.3
<p>The following questions ask about how much you have to drink on the occasions when you drink alcoholic beverages. For these questions, a "drink" means any of the following: a 12-ounce can (or bottle) of beer, a 4-ounce glass of wine, a 12-ounce bottle (or can) of wine cooler, a mixed drink or shot glass of liquor.</p> <p>B012: Think back over the LAST TWO WEEKS. How many times have you had five or more drinks in a row?</p> <p>1. None 2. Once 3. Twice 4. 3 to 5 times 5. 6 to 9 times 6. 10 or more times</p> <p><i>Item 850 Subject A01d</i> † 1874 794 912 1225 172 409 496 626 343 1247 340 610 593 217 373 29</p> <p>B013: During the last two weeks, how many times have you had 3 or 4 drinks in a row (but no more than that)?</p> <p>1. None 2. Once 3. Twice 4. 3 to 5 times 5. 6 to 9 times 6. 10 or more times</p> <p><i>Item 1990 Subject A01d</i> † 1890 800 920 1236 173 406 499 632 353 1261 344 615 599 214 378 29</p> <p>B014A: During the last two weeks, how many times have you had two drinks in a row (but no more than that)?</p> <p>1. None 2. Once 3. Twice 4. 3 to 5 times 5. 6 to 9 times 6. 10 to 19 times 7. 20 or more times</p> <p><i>Item 2000 Subject A01d</i> † 1866 791 910 1225 173 404 490 625 347 1246 338 606 595 215 374 28</p> <p>B014B: During the last two weeks, how many times have you had just one drink?</p> <p>1. None 2. Once 3. Twice 4. 3 to 5 times 5. 6 to 9 times 6. 10 to 19 times 7. 20 or more times</p> <p><i>Item 2010 Subject A01d</i> † 1817 769 885 1191 163 399 480 592 345 1211 329 581 573 214 373 27</p> <p>B015: Have you ever tried to stop using alcoholic beverages and found that you couldn't stop?</p> <p>1. Yes 2. No</p> <p><i>Item 2020 Subject A01i</i> † 1900 812 920 1249 171 417 501 630 352 1270 340 607 607 220 384 30</p> <p>B016: On how many occasions (if any) have you been drunk or very high from drinking alcoholic beverages?</p>																

†=excludes respondents for whom question was inappropriate.

MONITORING THE FUTURE

QUESTIONNAIRE FORM 1 1997	TOTAL	SEX		RACE		REGION				COLLEGE PLANS?		ILLICIT DRUG USE: LIFETIME				
		M	F	White	Black	NE	NC	S	W	Yes	No	None	Mari- juana Only	Few Pills	More Pills	Any Her- oin
<i>N (Weighted No. of Cases):</i>	2696	1147	1284	1650	323	564	731	923	478	1794	478	1172	697	248	420	36
<i>% of Weighted Total:</i>	100.0	42.6	47.6	61.2	12.0	20.9	27.1	34.2	17.7	66.6	17.7	43.5	25.8	9.2	15.6	1.3
B016A: . . . in your lifetime?																
1. 0 occasions	36.7	35.8	38.8	31.6	62.1	33.4	39.1	36.6	37.4	39.4	35.1	63.2	17.3	13.3	7.3	2.2
2. 1-2	16.3	15.1	17.8	14.7	19.8	17.5	14.7	17.2	15.7	17.1	13.3	18.4	18.1	15.6	8.6	4.3
3. 3-5	10.8	10.3	11.3	11.8	6.6	8.6	10.7	11.4	12.5	10.4	11.3	6.7	17.2	15.3	9.6	11.6
4. 6-9	7.4	6.3	8.1	7.5	3.7	7.9	6.7	7.2	8.2	7.4	7.2	4.0	11.1	10.2	9.4	9.2
5. 10-19	8.7	7.7	9.4	10.0	3.5	9.8	6.6	9.6	8.7	7.7	11.0	2.5	13.0	15.9	15.5	16.1
6. 20-39	7.8	7.9	7.9	9.8	2.4	8.9	9.7	6.5	6.2	7.7	7.1	2.6	9.9	14.3	15.5	5.3
7. 40 or more	12.3	16.8	6.7	14.6	1.9	13.9	12.6	11.5	11.3	10.3	15.2	2.5	13.4	15.4	33.9	51.3
<i>Item 25020 Subject A01a</i>	<i>N 2424</i>	<i>1044</i>	<i>1199</i>	<i>1536</i>	<i>290</i>	<i>508</i>	<i>653</i>	<i>834</i>	<i>429</i>	<i>1669</i>	<i>429</i>	<i>1123</i>	<i>628</i>	<i>225</i>	<i>370</i>	<i>35</i>
B016B: . . . during the last 12 months?																
1. 0 occasions	48.0	46.8	50.8	41.6	76.0	45.4	50.3	46.5	50.5	50.2	47.0	74.8	30.6	25.8	13.1	17.1
2. 1-2	17.1	14.8	18.7	17.4	12.5	15.7	15.6	18.5	18.2	17.9	15.1	12.4	24.8	23.1	15.5	18.8
3. 3-5	10.0	8.9	11.5	11.4	4.2	10.5	9.4	9.7	10.9	9.2	10.5	5.4	12.0	15.0	16.1	21.2
4. 6-9	8.0	7.0	8.1	8.8	2.5	10.0	7.5	8.3	5.6	7.2	8.5	3.4	12.5	12.1	11.4	6.0
5. 10-19	7.0	8.7	5.5	8.8	2.2	8.6	7.3	6.5	5.5	6.6	7.9	2.4	9.8	13.8	11.8	3.1
6. 20-39	4.6	6.3	2.8	5.9	0.6	4.2	4.8	4.8	4.6	4.3	4.5	0.8	5.4	5.4	12.3	18.9
7. 40 or more	5.4	7.5	2.7	5.9	2.0	5.6	5.1	5.8	4.8	4.6	6.5	0.8	4.8	4.9	19.9	15.0
<i>Item 25030 Subject A01b</i>	<i>N 2395</i>	<i>1028</i>	<i>1192</i>	<i>1523</i>	<i>284</i>	<i>502</i>	<i>644</i>	<i>829</i>	<i>419</i>	<i>1658</i>	<i>419</i>	<i>1111</i>	<i>621</i>	<i>222</i>	<i>367</i>	<i>34</i>
B016C: . . . during the last 30 days?																
1. 0 occasions	68.4	64.3	74.4	64.0	86.1	66.6	69.1	68.2	69.9	70.9	67.0	88.2	60.5	51.9	37.0	25.8
2. 1-2	15.6	15.7	14.7	17.1	9.2	15.9	15.1	15.3	16.5	14.9	15.6	7.5	21.4	26.2	20.2	37.8
3. 3-5	6.8	8.6	5.4	8.9	2.3	7.5	6.2	7.4	5.9	6.8	7.3	2.0	9.2	7.7	17.4	8.8
4. 6-9	4.7	5.2	3.5	5.0	0.8	5.3	6.0	3.8	3.5	4.1	4.5	0.9	4.9	10.7	10.9	14.9
5. 10-19	3.3	4.2	1.6	3.8	-	3.4	2.2	4.1	3.3	2.7	3.3	0.9	2.7	2.3	12.0	6.3
6. 20-39	0.7	1.3	0.1	0.6	1.2	0.8	0.3	1.2	0.6	0.3	1.5	0.4	0.6	0.8	1.9	2.8
7. 40 or more	0.5	0.8	0.2	0.6	0.4	0.5	1.0	0.1	0.3	0.3	0.9	0.2	0.7	0.4	0.7	3.6
<i>Item 25040 Subject A01c</i>	<i>N 2396</i>	<i>1031</i>	<i>1186</i>	<i>1523</i>	<i>284</i>	<i>502</i>	<i>644</i>	<i>828</i>	<i>422</i>	<i>1656</i>	<i>421</i>	<i>1113</i>	<i>621</i>	<i>222</i>	<i>364</i>	<i>34</i>
B017: Do you think you will be drinking alcoholic beverages five years from now?																
1. I definitely will	16.6	18.2	14.7	19.4	6.6	21.9	15.1	15.6	14.4	16.7	13.9	8.7	19.3	17.1	32.7	24.1
2. I probably will	48.4	47.9	49.7	51.4	36.7	51.2	47.1	45.7	52.1	48.6	47.6	39.9	54.6	63.1	52.6	56.3
3. I probably will not	17.2	16.3	17.4	15.2	23.8	15.7	19.1	16.3	17.7	16.4	20.2	22.6	14.4	11.2	10.8	10.9
4. I definitely will not	17.9	17.7	18.2	14.0	32.8	11.2	18.7	22.4	15.8	18.3	18.2	28.8	11.6	8.6	3.9	8.7
<i>Item 2030 Subject A04a</i>	<i>N 2634</i>	<i>1140</i>	<i>1274</i>	<i>1640</i>	<i>318</i>	<i>551</i>	<i>713</i>	<i>896</i>	<i>475</i>	<i>1787</i>	<i>471</i>	<i>1163</i>	<i>696</i>	<i>248</i>	<i>417</i>	<i>36</i>
The next questions are about MARIJUANA and HASHISH.																
Marijuana is sometimes called: grass, pot, dope. Hashish is sometimes called: hash, hash oil.																
B018: On how many occasions (if any) have you used hashish . . .																
B018A: . . . in your lifetime?																
1. 0 occasions	87.3	85.4	91.2	86.7	97.4	82.1	90.9	89.4	84.1	89.4	86.6	100.0	90.5	81.6	54.1	29.0
2. 1-2	5.0	5.1	4.6	5.7	0.7	7.6	3.9	3.8	6.1	4.1	6.5	-	4.8	10.6	16.0	13.4
3. 3-5	2.7	3.5	1.6	2.7	0.5	3.8	1.3	2.4	4.0	2.5	1.6	-	1.9	4.1	10.5	6.1
4. 6-9	1.2	1.5	0.6	1.4	-	1.2	1.3	1.1	1.4	0.9	1.7	-	0.6	-	6.1	5.8
5. 10-19	1.0	1.6	0.3	1.1	0.2	0.2	0.4	1.6	1.7	1.1	0.6	-	0.5	0.8	4.3	9.3
6. 20-39	0.8	0.5	0.9	0.9	-	1.5	0.8	0.4	0.7	0.6	0.7	-	0.8	1.3	1.9	10.2
7. 40 or more	1.9	2.3	0.9	1.5	1.2	3.6	1.4	1.3	2.0	1.4	2.3	-	0.8	1.6	7.1	26.3
<i>Item 2040 Subject A01a</i>	<i>N 2595</i>	<i>1117</i>	<i>1261</i>	<i>1624</i>	<i>310</i>	<i>544</i>	<i>701</i>	<i>889</i>	<i>461</i>	<i>1769</i>	<i>459</i>	<i>1172</i>	<i>689</i>	<i>245</i>	<i>412</i>	<i>36</i>
B018B: . . . during the last 12 months?																
1. 0 occasions	92.0	90.0	95.3	91.5	98.4	89.8	94.2	92.3	90.5	93.5	90.7	100.0	94.9	89.0	69.2	54.7
2. 1-2	3.8	4.8	2.6	4.4	0.1	5.5	2.7	3.1	4.6	3.0	4.7	-	2.6	6.8	14.1	8.1
3. 3-5	1.6	2.2	0.6	1.6	0.2	1.3	1.7	1.8	1.3	1.3	1.7	-	0.8	2.3	5.9	15.9
4. 6-9	0.8	0.8	0.8	1.1	-	0.4	0.6	1.3	0.8	1.0	0.4	-	0.5	-	4.1	3.2
5. 10-19	0.4	0.3	0.2	0.3	-	0.8	-	0.3	0.5	0.1	0.4	-	0.3	1.1	1.1	-
6. 20-39	0.4	0.5	0.3	0.4	-	0.3	0.3	0.5	0.8	0.4	0.7	-	0.5	0.3	0.9	10.8
7. 40 or more	1.1	1.5	0.2	0.7	1.2	1.9	0.6	0.7	1.5	0.7	1.4	-	0.4	0.6	4.8	7.3
<i>Item 2050 Subject A01b</i>	<i>N 2596</i>	<i>1118</i>	<i>1261</i>	<i>1625</i>	<i>310</i>	<i>544</i>	<i>702</i>	<i>889</i>	<i>461</i>	<i>1768</i>	<i>460</i>	<i>1172</i>	<i>689</i>	<i>245</i>	<i>413</i>	<i>36</i>

DESCRIPTIVE RESULTS: 1997

51

QUESTIONNAIRE FORM 1 1997	TOTAL	SEX		RACE		REGION				COLLEGE PLANS?		ILLICIT DRUG USE: LIFETIME				
		M	F	White	Black	NE	NC	S	W	Yes	No	None	Mari- juana Only	Few Pills	More Pills	Any Her- oin
<i>N (Weighted No. of Cases):</i> <i>% of Weighted Total:</i>	2696 100.0	1147 42.6	1284 47.6	1650 61.2	323 12.0	564 20.9	731 27.1	923 34.2	478 17.7	1794 66.6	478 17.7	1172 43.5	697 25.8	248 9.2	420 15.6	36 1.3
B018C: . . . during the last 30 days?																
1. 0 occasions	96.4	95.7	97.9	96.5	98.5	96.0	97.3	96.5	95.1	97.1	96.1	100.0	97.1	97.9	86.6	66.6
2. 1-2	2.0	2.5	1.3	2.1	1.0	1.6	1.7	2.0	2.8	1.7	1.9	-	1.8	1.3	7.3	14.7
3. 3-5	0.4	0.2	0.5	0.5	-	1.0	0.1	0.5	0.1	0.5	0.2	-	0.2	-	2.2	3.1
4. 6-9	0.3	0.3	0.2	0.2	-	0.3	0.2	0.4	0.1	0.2	0.3	-	0.6	-	0.5	4.0
5. 10-19	0.2	0.4	0.1	0.3	-	-	0.3	0.2	0.5	0.2	0.2	-	-	0.3	0.6	7.7
6. 20-39	0.2	0.4	-	0.1	0.4	0.7	-	0.1	0.3	0.1	0.5	-	0.1	0.6	1.0	-
7. 40 or more	0.5	0.5	-	0.3	-	0.3	0.4	0.3	1.0	0.2	0.7	-	0.2	-	1.9	3.9
<i>Item 2060 Subject A01c</i>	<i>N</i> 2596	1118	1261	1623	310	543	702	886	465	1767	460	1172	692	245	410	36
B019: On how many occasions (if any) have you used marijuana . . .																
B019A: . . . in your lifetime?																
1. 0 occasions	49.2	49.5	50.9	48.6	56.9	45.4	54.8	51.8	40.6	52.4	45.4	100.0	-	18.7	12.4	3.4
2. 1-2	10.2	10.5	10.7	10.1	12.8	9.1	9.6	11.1	10.5	10.8	8.9	-	30.3	10.8	5.5	5.2
3. 3-5	6.8	5.7	7.6	6.9	6.2	6.0	6.3	6.4	9.4	6.6	8.1	-	18.7	10.5	3.2	-
4. 6-9	4.7	4.4	4.8	5.1	5.0	3.8	4.1	5.7	4.9	5.0	4.1	-	11.1	7.9	5.4	-
5. 10-19	5.8	5.5	6.4	6.5	4.5	6.0	5.7	6.1	5.3	5.3	8.8	-	13.1	8.4	8.4	11.8
6. 20-39	6.0	5.6	6.9	6.6	4.9	8.5	5.1	4.5	7.7	6.0	5.9	-	11.0	15.9	7.7	9.9
7. 40 or more	17.2	18.7	12.7	16.2	9.7	21.3	14.6	14.5	21.7	13.9	19.0	-	15.7	27.7	57.5	69.7
<i>Item 2070 Subject A01a</i>	<i>N</i> 2580	1110	1259	1616	307	541	696	881	461	1761	458	1172	690	245	409	36
B019B: . . . during the last 12 months?																
1. 0 occasions	60.9	61.0	63.3	60.1	69.3	56.9	66.0	62.4	54.7	64.1	57.6	100.0	31.0	36.0	20.8	17.2
2. 1-2	10.2	10.2	10.4	11.0	10.0	11.2	8.0	11.2	10.3	10.7	9.1	-	26.2	13.4	10.0	4.3
3. 3-5	6.3	5.1	7.1	6.2	5.3	4.5	6.1	5.8	9.6	5.9	9.1	-	14.0	11.7	7.3	8.3
4. 6-9	3.9	3.6	4.4	4.1	5.0	4.1	3.4	4.4	3.8	3.7	4.0	-	7.4	4.6	7.7	15.9
5. 10-19	4.9	4.8	5.5	5.7	2.7	4.9	4.9	3.4	7.7	4.6	5.8	-	8.6	12.2	8.0	6.9
6. 20-39	4.4	3.8	4.2	4.1	1.9	5.7	4.4	3.6	4.3	3.3	6.2	-	6.5	9.2	9.7	8.6
7. 40 or more	9.5	11.5	5.1	8.9	5.7	12.7	7.2	9.1	9.7	7.6	8.1	-	6.3	13.0	36.5	38.7
<i>Item 2080 Subject A01b</i>	<i>N</i> 2584	1111	1258	1620	306	542	696	883	462	1760	459	1172	688	245	410	36
B019C: . . . during the last 30 days?																
1. 0 occasions	75.5	75.3	78.2	75.1	83.1	72.9	78.0	77.2	71.4	78.7	74.0	100.0	65.7	59.0	37.5	24.8
2. 1-2	8.2	7.9	8.4	9.1	5.6	6.9	8.6	7.7	9.9	8.2	8.5	-	15.5	15.6	12.6	21.1
3. 3-5	4.1	3.3	4.8	4.3	3.9	5.2	3.1	3.6	4.9	3.9	3.7	-	6.6	5.2	10.7	3.3
4. 6-9	3.3	3.0	3.4	3.3	2.6	3.5	2.2	3.8	3.7	2.9	4.3	-	4.9	8.3	6.1	13.4
5. 10-19	3.1	3.2	2.5	3.1	0.7	4.0	3.0	2.1	4.3	2.4	3.6	-	3.4	6.7	9.6	1.3
6. 20-39	2.4	2.7	1.5	2.4	1.5	3.8	1.8	2.5	1.5	2.0	2.1	-	1.3	3.4	10.0	7.7
7. 40 or more	3.4	4.6	1.2	2.7	2.6	3.7	3.3	3.0	4.2	1.9	3.8	-	2.6	1.8	13.4	28.5
<i>Item 2090 Subject A01c</i>	<i>N</i> 2585	1114	1258	1621	306	541	697	880	466	1760	458	1172	693	245	409	36
IF YOU HAVE NOT USED MARIJUANA OR HASHISH IN THE LAST TWELVE MONTHS, GO TO Q.B028.																
B020: When you used marijuana or hashish during the last year, how often did you use it in each of the following situations?																
B020A: When you were alone																
1. Not at all	66.7	59.3	79.5	70.7	71.1	60.3	71.9	65.5	69.8	73.7	60.9	-	82.1	69.9	45.4	37.1
2. A few of the times	18.9	23.9	11.9	17.1	17.1	22.2	14.0	19.3	19.9	15.7	24.3	-	12.3	19.7	28.3	23.3
3. Some of the times	11.4	13.3	6.6	10.0	6.2	13.2	11.1	12.6	8.0	9.1	8.8	-	3.9	9.0	21.5	31.5
4. Most of the times	1.5	1.6	1.3	0.8	3.2	0.8	1.7	1.9	1.2	0.7	3.6	-	1.3	-	2.0	4.3
5. Every time	1.6	1.9	0.8	1.4	2.5	3.5	1.3	0.7	1.0	0.8	2.4	-	0.4	1.3	2.7	3.8
<i>Item 2100 Subject A05a</i>	<i>N†</i> 1000	428	457	635	94	231	233	323	214	625	190	-	465	153	325	30
B020B: With just 1 or 2 other people																
1. Not at all	10.1	11.1	10.9	11.5	10.8	6.2	11.2	12.5	9.5	13.5	5.2	-	14.2	7.6	6.0	-
2. A few of the times	31.5	28.7	36.8	31.4	36.3	28.3	30.2	32.4	34.9	31.5	38.9	-	38.4	32.1	21.7	23.5
3. Some of the times	20.8	21.2	17.7	19.8	12.1	23.0	17.0	21.8	21.0	20.9	15.1	-	15.7	26.4	25.7	26.6
4. Most of the times	26.3	26.8	24.4	26.7	23.3	28.3	30.3	23.4	24.1	23.6	27.0	-	19.5	27.5	35.7	37.5
5. Every time	11.3	12.2	10.2	10.7	17.5	14.2	11.4	9.9	10.5	10.4	13.6	-	12.4	6.4	10.8	12.4
<i>Item 2110 Subject A05b</i>	<i>N†</i> 1008	435	460	641	96	230	234	327	216	629	193	-	472	152	326	30

†=excludes respondents for whom question was inappropriate.

QUESTIONNAIRE FORM 1 1997	TOTAL	SEX		RACE		REGION				COLLEGE PLANS?		ILLICIT DRUG USE: LIFETIME				
		M	F	White	Black	NE	NC	S	W	Yes	No	None	Mari- juana Only	Few Pills	More Pills	Any Her- oin
<i>N (Weighted No. of Cases):</i>	2696	1147	1284	1650	323	564	731	923	478	1794	478	1172	697	248	420	36
<i>% of Weighted Total:</i>	100.0	42.6	47.6	61.2	12.0	20.9	27.1	34.2	17.7	66.6	17.7	43.5	25.8	9.2	15.6	1.3
B020C: At a party																
1. Not at all	18.8	20.1	19.7	18.4	34.7	17.2	17.1	20.1	20.3	20.2	21.1	-	27.4	10.7	10.5	15.4
2. A few of the times	20.5	17.8	22.5	20.1	14.9	20.3	20.1	20.2	21.5	20.3	22.1	-	23.6	22.8	15.5	7.5
3. Some of the times	21.2	23.4	19.8	22.1	16.1	22.1	20.3	21.5	20.7	22.1	20.6	-	17.8	25.4	24.3	25.5
4. Most of the times	22.8	22.0	22.7	23.1	16.1	26.2	22.5	21.1	21.8	22.8	18.7	-	17.8	25.1	28.5	25.2
5. Every time	16.8	16.7	15.2	16.2	18.2	14.2	20.1	17.0	15.6	14.6	17.5	-	13.4	16.0	21.2	26.3
<i>Item 2120 Subject A05c</i>	<i>N†</i> 1000	434	458	639	94	228	235	325	212	627	190	-	468	149	326	30
B020D: When your date or spouse was present																
1. Not at all	47.2	56.2	40.3	46.3	54.7	46.6	47.5	46.3	49.1	53.5	35.8	-	57.5	56.1	31.3	14.6
2. A few of the times	20.0	19.4	21.4	20.2	16.2	17.4	24.3	20.2	17.8	18.8	24.5	-	19.8	20.5	20.0	21.3
3. Some of the times	14.3	14.9	12.8	14.2	14.2	11.3	8.8	18.0	18.0	13.0	15.7	-	9.8	13.5	19.5	38.4
4. Most of the times	10.8	6.1	14.4	10.5	9.6	12.5	11.4	10.1	9.3	7.9	15.9	-	6.8	7.7	18.3	7.6
5. Every time	7.6	3.4	11.1	8.9	5.3	12.2	7.9	5.4	5.8	6.8	8.1	-	6.1	2.3	10.9	18.1
<i>Item 2130 Subject A05b</i>	<i>N†</i> 997	431	453	636	94	224	236	323	215	621	191	-	469	150	323	29
B020E: When people over age 30 were present																
1. Not at all	61.7	62.1	66.5	62.7	72.5	58.9	55.2	67.4	63.0	68.6	59.9	-	77.2	58.9	42.5	46.4
2. A few of the times	22.1	21.6	20.6	21.6	15.4	23.5	25.1	20.0	20.6	20.0	22.6	-	13.9	26.7	31.4	21.6
3. Some of the times	10.8	11.1	9.4	10.9	8.8	11.7	13.0	8.0	11.7	8.2	13.5	-	6.5	12.8	15.2	21.0
4. Most of the times	3.0	2.7	2.1	2.8	0.2	3.0	2.3	3.0	3.6	2.1	1.9	-	0.7	0.7	7.2	6.7
5. Every time	2.4	2.6	1.4	1.9	3.1	2.9	4.4	1.5	1.0	1.2	2.2	-	1.7	0.9	3.7	4.3
<i>Item 2140 Subject A05b</i>	<i>N†</i> 1003	435	455	639	94	228	234	324	216	628	191	-	469	151	325	30
B020F: During the daytime (before 4:00 p.m.)																
1. Not at all	37.7	34.3	46.1	41.4	46.7	32.3	40.9	42.0	33.6	43.9	29.8	-	54.0	33.6	19.8	5.6
2. A few of the times	22.3	23.4	21.7	22.1	21.6	26.5	21.8	21.1	20.5	22.5	25.2	-	24.0	25.3	16.8	43.3
3. Some of the times	26.2	28.2	21.6	26.1	22.2	21.4	26.0	27.5	29.4	23.5	28.6	-	15.5	25.8	41.6	18.8
4. Most of the times	8.3	8.2	6.9	6.2	1.1	12.3	7.4	5.2	9.8	6.7	8.8	-	3.6	11.2	13.0	20.3
5. Every time	5.4	6.0	3.7	4.3	8.4	7.6	3.9	4.2	6.7	3.3	7.6	-	2.9	4.1	8.8	12.0
<i>Item 2150 Subject A05c</i>	<i>N†</i> 1004	435	457	641	94	228	234	326	216	629	191	-	469	152	326	30
B020G: At your home (or apartment or dorm)																
1. Not at all	50.2	48.5	55.5	52.9	54.6	44.9	57.3	51.1	46.7	52.8	52.7	-	62.6	49.3	33.2	27.5
2. A few of the times	22.3	22.8	21.6	21.6	20.9	19.6	19.6	24.8	24.2	23.0	20.2	-	20.4	24.9	24.5	22.9
3. Some of the times	15.5	17.0	11.1	14.4	9.7	18.7	14.0	14.9	14.9	13.5	13.1	-	8.7	12.1	25.3	37.6
4. Most of the times	7.3	5.8	8.5	7.1	5.6	9.7	5.1	5.0	10.6	7.2	6.3	-	4.9	10.5	10.0	5.0
5. Every time	4.7	5.9	3.4	4.0	9.2	7.1	4.0	4.2	3.6	3.5	7.8	-	3.3	3.2	7.1	7.0
<i>Item 2160 Subject A05c</i>	<i>N†</i> 1006	435	458	642	94	229	236	325	216	629	191	-	470	151	326	30
B020H: At school																
1. Not at all	74.8	73.2	81.8	79.9	86.9	69.8	76.3	84.1	64.6	80.1	70.9	-	87.5	74.7	59.9	45.0
2. A few of the times	14.6	16.3	11.3	12.2	7.5	17.5	15.4	10.3	17.4	13.1	15.8	-	8.7	17.1	19.6	35.4
3. Some of the times	6.3	5.6	4.4	4.7	1.3	7.1	5.4	2.4	12.3	4.4	9.4	-	3.0	5.4	10.7	19.6
4. Most of the times	2.5	2.5	1.9	2.0	-	2.8	1.1	1.5	5.2	1.5	2.2	-	0.3	2.8	5.7	-
5. Every time	1.8	2.4	0.6	1.3	4.3	2.8	1.9	1.7	0.6	0.9	1.8	-	0.5	-	4.0	-
<i>Item 2170 Subject A05c</i>	<i>N†</i> 1006	435	457	641	94	229	236	325	216	629	191	-	470	152	325	30
B020I: In a car																
1. Not at all	30.4	30.8	33.2	31.8	31.5	29.0	23.2	34.7	33.4	35.8	22.3	-	41.9	26.3	17.4	17.9
2. A few of the times	22.2	20.0	25.6	22.9	21.2	19.7	29.2	19.3	21.9	21.5	25.8	-	25.7	26.0	15.9	24.6
3. Some of the times	23.0	21.6	23.3	22.7	22.2	22.6	19.0	24.7	25.4	22.8	19.9	-	18.1	24.7	30.2	16.4
4. Most of the times	18.0	20.3	13.5	16.9	16.8	20.5	22.2	16.2	13.4	16.0	20.3	-	10.5	20.7	25.3	33.0
5. Every time	6.3	7.2	4.4	5.7	8.4	8.3	6.3	5.0	6.0	4.0	11.6	-	3.8	2.4	11.1	8.1
<i>Item 2190 Subject A05c</i>	<i>N†</i> 1006	434	458	641	94	230	235	325	216	629	190	-	471	152	325	30

†=excludes respondents for whom question was inappropriate.

QUESTIONNAIRE FORM 1 1997	TOTAL	SEX		RACE		REGION				COLLEGE PLANS?		ILLICIT DRUG USE: LIFETIME					
		M	F	White	Black	NE	NC	S	W	Yes	No	None	Mari- juana Only	Few Pills	More Pills	Any Her- oin	
<i>N (Weighted No. of Cases):</i>	2696	1147	1284	1650	323	564	731	923	478	1794	478	1172	697	248	420	36	
<i>% of Weighted Total:</i>	100.0	42.6	47.6	61.2	12.0	20.9	27.1	34.2	17.7	66.6	17.7	43.5	25.8	9.2	15.6	1.3	
B021: How many of the times when you used marijuana or hashish during the last year did you use it along with alcohol—that is, so that their effects overlapped?																	
1. Not at all	31.2	28.8	35.5	28.7	51.0	28.2	30.3	29.8	37.3	33.4	35.4	-	44.5	22.8	15.5	20.2	
2. A few of the times	28.8	29.6	30.3	32.7	28.5	27.3	28.2	31.6	26.6	29.9	32.4	-	28.9	38.4	26.0	21.2	
3. Some of the times	22.9	23.8	18.2	20.9	10.4	24.3	22.3	23.3	21.7	20.4	15.0	-	14.7	26.1	33.3	35.4	
4. Most of the times	12.3	13.2	11.4	12.3	7.3	15.9	10.9	11.4	11.1	12.3	11.5	-	7.5	9.1	20.5	10.3	
5. Every time	4.9	4.5	4.5	5.5	2.7	4.3	8.4	3.8	3.3	4.1	5.7	-	4.4	3.5	4.7	12.9	
<i>Item 2200 Subject A01h</i>	<i>N†</i>	983	426	449	631	91	223	230	320	209	619	185	-	461	149	320	29
B022: What have been the most important reasons for your using marijuana or hashish? (Mark all that apply.)																	
A. To experiment—to see what it's like	67.8	68.1	71.4	71.4	59.8	70.6	68.5	66.3	66.1	72.5	65.7	-	75.4	71.9	55.2	57.6	
B. To relax or relieve tension	57.9	59.2	55.6	57.8	44.3	60.2	59.4	54.3	59.1	55.6	61.8	-	45.0	66.8	69.6	90.8	
C. To feel good or get high	77.6	79.4	76.8	80.2	63.4	78.3	75.8	78.3	77.8	79.4	74.5	-	72.1	80.6	85.1	83.0	
D. To seek deeper insights and understanding	20.2	22.6	15.2	18.4	17.2	21.6	16.1	19.2	24.7	19.0	19.1	-	11.8	26.8	27.2	37.7	
E. To have a good time with my friends	71.9	71.4	72.0	74.5	55.8	74.5	69.9	71.6	72.0	73.1	67.9	-	67.8	73.5	78.7	63.8	
F. To fit in with a group I like	8.9	9.6	8.4	9.1	10.4	6.1	12.9	9.8	5.9	9.3	9.4	-	11.5	6.6	5.9	9.3	
G. To get away from my problems or troubles	28.0	30.6	25.4	27.7	27.8	27.1	34.6	27.0	23.0	26.9	27.9	-	20.7	35.4	34.2	38.9	
H. Because of boredom, nothing else to do	35.6	34.9	36.0	37.0	31.6	41.1	35.5	29.2	39.3	32.7	40.0	-	24.1	37.4	49.6	59.5	
I. Because of anger or frustration	20.6	20.2	19.6	18.5	20.5	21.1	29.0	15.4	19.0	16.4	26.2	-	12.4	31.1	24.1	48.8	
J. To get through the day	9.2	10.6	6.2	7.9	8.2	10.5	9.6	8.6	8.3	6.8	12.5	-	4.1	6.1	17.1	21.1	
K. To increase the effects of some other drug(s)	20.5	24.1	15.4	22.4	8.8	25.6	19.8	20.8	15.3	19.2	19.6	-	9.3	18.7	36.5	44.7	
L. To decrease (offset) the effects of some other drugs(s)	4.4	4.6	2.9	3.7	3.3	6.1	3.7	2.7	6.1	3.7	2.9	-	1.0	2.9	9.6	13.8	
M. Because I am "hooked"—I have to have it	4.5	5.6	2.3	3.9	4.0	6.9	3.1	3.4	5.3	2.7	4.6	-	2.0	2.7	7.6	12.9	
<i>Item 2210-2330 Subject A06a</i>	<i>N†</i>	991	423	457	633	93	230	233	320	208	620	190	-	463	152	323	30
B023: When you use marijuana or hashish, how high do you usually get?																	
1. Not at all high	5.4	6.0	5.2	5.7	9.0	2.9	7.0	6.9	3.9	5.8	5.7	-	9.8	1.6	1.4	-	
2. A little high	18.6	18.3	21.8	19.3	23.4	19.8	15.7	21.0	17.0	20.6	20.1	-	22.4	23.3	12.4	8.6	
3. Moderately high	45.1	42.4	45.6	43.9	36.7	43.6	44.4	45.7	46.3	43.4	46.1	-	44.1	45.6	45.8	43.2	
4. Very high	30.9	33.2	27.4	31.2	31.0	33.7	32.9	26.3	32.8	30.2	28.0	-	23.6	29.6	40.4	48.3	
<i>Item 2340 Subject A01e</i>	<i>N†</i>	998	430	458	638	95	226	233	327	212	626	192	-	472	150	324	30
B024: When you use marijuana or hashish, how long do you usually stay high?																	
1. Usually don't get high	6.1	7.0	6.2	6.7	11.2	5.6	7.8	7.0	3.5	6.9	6.7	-	11.1	1.9	1.8	-	
2. One to two hours	49.6	49.7	51.4	48.4	51.6	49.3	42.8	51.0	55.4	51.0	52.6	-	44.4	59.5	54.0	56.5	
3. Three to six hours	37.1	35.9	36.8	39.4	24.6	37.1	39.4	37.5	34.0	38.5	29.5	-	38.3	34.3	35.9	43.5	
4. Seven to 24 hours	6.0	5.5	5.2	4.4	12.6	7.0	8.1	4.4	5.2	3.5	9.7	-	5.2	4.2	7.0	-	
5. More than 24 hours	1.1	1.9	0.3	1.0	-	1.1	1.9	-	1.9	0.2	1.5	-	1.0	-	1.3	-	
<i>Item 2350 Subject A01f</i>	<i>N†</i>	996	434	455	638	95	225	233	324	214	624	192	-	470	152	326	28
B025: During the LAST MONTH, about how many marijuana cigarettes (joints, reefers), or the equivalent, did you smoke a day, on the average? (If you shared them with other people, count only the amount YOU smoked.)																	
1. None	40.7	41.1	43.6	43.0	42.4	39.3	36.2	41.6	45.7	45.6	39.5	-	55.8	40.6	22.8	5.4	
2. Less than 1 a day	32.0	28.3	36.5	34.3	22.2	34.2	37.2	29.5	28.2	33.8	26.7	-	27.6	37.3	36.5	24.6	
3. 1 a day	8.2	10.3	5.3	7.7	9.8	8.2	5.2	10.2	8.1	7.3	8.7	-	5.5	7.4	11.7	17.5	
4. 2-3 a day	10.8	11.8	9.3	8.7	16.7	9.0	10.3	12.2	11.1	8.9	12.7	-	7.0	10.6	13.5	38.0	
5. 4-6 a day	5.4	4.7	3.8	4.3	6.7	5.1	6.4	4.5	5.7	2.6	8.0	-	3.1	2.6	10.4	3.3	
6. 7-10 a day	1.0	1.4	0.4	0.5	1.5	1.1	1.4	1.2	-	0.5	2.4	-	0.2	-	1.8	8.4	
7. 11 or more a day	2.0	2.3	1.1	1.6	0.7	3.0	3.3	0.9	1.1	1.3	2.0	-	0.8	1.5	3.3	2.7	
<i>Item 2360 Subject A01d</i>	<i>N†</i>	927	405	419	592	87	213	209	301	204	582	178	-	434	141	305	28

†=excludes respondents for whom question was inappropriate.

MONITORING THE FUTURE

QUESTIONNAIRE FORM 1 1997	TOTAL	SEX		RACE		REGION				COLLEGE PLANS?		ILLICIT DRUG USE: LIFETIME				
		M	F	White	Black	NE	NC	S	W	Yes	No	None	Mari- juana Only	Few Pills	More Pills	Any Her- oin
<i>N (Weighted No. of Cases):</i>	2696	1147	1284	1650	323	564	731	923	478	1794	478	1172	697	248	420	36
<i>% of Weighted Total:</i>	100.0	42.6	47.6	61.2	12.0	20.9	27.1	34.2	17.7	66.6	17.7	43.5	25.8	9.2	15.6	1.3
B026: Do you know how much marijuana you have used (in ounces) during the LAST MONTH?																
8. Don't know	22.1	16.9	28.2	24.2	17.8	24.0	25.0	18.2	22.7	21.2	22.6	-	21.4	24.7	21.1	32.3
1. None	35.4	35.2	37.5	35.6	41.3	32.3	35.0	36.3	37.4	39.0	35.7	-	49.2	32.4	19.5	5.4
2. Less than ½ ounce	16.2	16.7	17.8	18.0	15.1	17.8	15.0	16.6	15.0	17.3	15.7	-	14.9	22.1	15.6	10.6
3. About ½ ounce	7.6	8.3	6.3	6.7	2.1	9.4	4.8	7.6	8.7	7.6	6.3	-	3.8	13.4	10.6	6.6
4. About 1 ounce	6.7	8.2	4.2	5.3	13.2	3.9	7.8	7.2	7.8	5.9	6.3	-	4.3	4.7	10.2	17.5
5. About 2 ounces	5.1	6.2	3.3	5.0	6.6	4.2	4.2	7.0	4.5	4.4	6.7	-	2.9	0.6	9.4	17.7
6. 3 to 5 ounces	4.3	4.9	1.7	3.5	3.7	4.7	5.8	5.4	0.6	3.1	4.1	-	2.1	2.2	8.4	3.9
7. 6 or more ounces	2.7	3.6	1.0	1.7	0.2	3.6	2.3	1.8	3.3	1.5	2.6	-	1.4	-	5.2	6.0
<i>Item 2370 Subject A01d</i>	<i>N†</i> 929	407	419	594	87	214	210	301	203	583	179	-	435	141	305	28
B027: Have you ever tried to stop using marijuana or hashish and found that you couldn't stop?																
1. Yes	8.1	9.2	5.5	4.9	15.2	9.7	8.5	6.6	8.2	6.2	7.7	-	6.5	8.8	9.0	2.8
2. No	91.9	90.8	94.5	95.1	84.8	90.3	91.5	93.4	91.8	93.8	92.3	-	93.5	91.2	91.0	97.2
<i>Item 2380 Subject A01i</i>	<i>N†</i> 991	432	450	636	93	228	233	319	211	624	188	-	469	151	323	30
B028: Thinking back over your whole life, has there ever been a period when you used marijuana or hashish on a daily, or almost daily, basis for at least a month?																
1. No—GO TO Q.B032	81.4	80.4	84.9	82.1	87.6	75.6	83.7	85.2	77.0	85.1	77.7	100.0	81.7	66.4	44.6	25.9
2. Yes	18.6	19.6	15.1	17.9	12.4	24.4	16.3	14.8	23.0	14.9	22.3	-	18.3	33.6	55.4	74.1
<i>Item 21180 Subject A01a</i>	<i>N</i> 2557	1105	1260	1611	310	525	702	870	460	1758	463	1138	680	243	414	36
B029: How old were you when you first smoked marijuana or hashish that frequently?																
1. Grade 6 or earlier	6.4	5.9	3.8	4.2	3.4	8.3	8.3	4.8	3.7	3.9	6.8	-	3.0	4.7	7.8	8.8
2. Grade 7 or 8	19.8	19.2	18.9	18.7	30.0	18.7	23.2	18.9	18.3	20.9	19.1	-	18.3	13.9	22.0	33.3
3. Grade 9 (Freshman)	26.1	25.2	29.2	25.0	20.0	26.9	23.6	23.7	31.2	26.1	27.0	-	24.0	27.0	27.6	32.0
4. Grade 10 (Sophomore)	25.1	25.4	24.0	24.4	31.9	26.8	20.1	24.1	30.0	26.4	23.3	-	23.0	30.5	23.2	25.9
5. Grade 11 (Junior)	17.0	19.4	16.7	21.2	7.7	13.4	18.1	22.6	12.7	17.4	17.2	-	20.9	20.6	15.3	-
6. Grade 12 (Senior)	5.7	4.9	7.4	6.5	6.9	5.8	6.7	5.9	4.1	5.4	6.6	-	10.8	3.3	4.1	-
<i>Item 21190 Subject A01g</i>	<i>N†</i> 517	236	198	300	49	138	125	146	108	276	111	-	148	86	240	25
B030: How recently did you use marijuana or hashish on a daily, or almost daily, basis for at least a month?																
1. During the past month	24.6	29.9	16.0	24.2	28.4	19.0	25.8	26.0	28.4	22.7	25.0	-	17.9	25.1	27.8	39.8
2. 2 months ago	9.5	11.3	3.8	7.8	15.1	8.3	9.5	13.2	6.0	7.4	10.2	-	10.1	7.9	9.2	2.9
3. 3 to 9 months ago	19.8	17.6	23.7	21.2	8.5	22.5	21.2	16.9	18.7	20.4	21.7	-	24.1	20.0	17.7	12.5
4. About 1 year ago	16.7	15.8	20.1	17.8	18.6	18.6	15.1	15.8	17.3	15.7	22.9	-	13.8	23.4	14.3	29.0
5. About 2 years ago	17.1	16.1	23.2	19.8	19.6	17.5	17.9	14.7	19.1	22.0	13.5	-	17.6	18.8	17.6	8.3
6. 3 or more years ago	12.3	9.3	13.2	9.2	9.8	14.2	10.5	13.3	10.5	11.7	6.8	-	16.5	4.9	13.4	7.6
<i>Item 21200 Subject A01a</i>	<i>N†</i> 505	233	196	298	48	135	121	144	105	276	110	-	148	84	234	27
B031: Over your whole lifetime, during how many months have you used marijuana or hashish on a daily or near-daily basis?																
1. Less than 3 months	32.6	34.2	37.2	35.4	36.7	30.6	32.2	35.9	31.5	39.0	27.7	-	45.4	45.0	23.6	7.0
2. 3 to 9 months	24.2	22.1	26.6	25.1	18.7	22.0	26.8	24.4	24.1	22.2	29.6	-	22.3	29.4	26.2	10.5
3. About 1 year	11.0	11.3	12.3	12.1	12.5	7.0	6.8	18.5	11.3	12.3	10.3	-	10.3	7.8	9.0	29.0
4. About 1 and ½ years	7.6	5.8	9.9	7.9	11.7	7.9	5.8	7.5	9.3	7.1	10.2	-	5.6	7.1	9.9	-
5. About 2 years	10.2	9.6	5.6	8.6	5.5	12.6	9.3	6.4	13.2	7.9	8.4	-	5.4	5.6	14.1	18.9
6. About 3 to 5 years	10.5	12.6	7.0	8.8	11.4	15.6	11.3	6.1	8.8	10.0	7.5	-	7.5	4.3	13.1	25.4
7. 6 to 9 years	2.5	2.6	1.3	1.0	0.9	2.5	4.6	1.2	1.9	1.1	3.7	-	2.8	0.9	2.3	9.1
8. 10 or more years	1.3	1.8	-	1.0	2.8	1.8	3.2	-	-	0.4	2.6	-	0.7	-	1.8	-
<i>Item 21210 Subject A01a</i>	<i>N†</i> 500	231	197	300	45	135	122	137	105	274	110	-	145	84	235	26

†=excludes respondents for whom question was inappropriate.

DESCRIPTIVE RESULTS: 1997

55

QUESTIONNAIRE FORM 1 1997	TOTAL	SEX		RACE		REGION				COLLEGE PLANS?		ILLICIT DRUG USE: LIFETIME				
		M	F	White	Black	NE	NC	S	W	Yes	No	None	Mari- juana Only	Few Pills	More Pills	Any Her- oin
<i>N (Weighted No. of Cases):</i>	2696	1147	1284	1650	323	564	731	923	478	1794	478	1172	697	248	420	36
<i>% of Weighted Total:</i>	100.0	42.6	47.6	61.2	12.0	20.9	27.1	34.2	17.7	66.6	17.7	43.5	25.8	9.2	15.6	1.3
B032: Do you think you will be using marijuana or hashish five years from now?																
1. I definitely will	3.5	4.3	1.7	3.0	1.8	4.7	3.9	2.4	3.8	2.2	4.8	0.5	2.4	5.9	9.9	27.8
2. I probably will	12.0	10.9	12.4	12.0	11.3	16.8	10.5	10.0	12.6	11.2	11.4	0.6	15.9	19.4	33.0	13.0
3. I probably will not	22.1	23.8	20.6	22.6	17.1	23.7	18.5	21.5	26.6	21.9	19.9	8.8	36.7	32.4	28.3	27.2
4. I definitely will not	62.4	60.9	65.3	62.5	69.8	54.9	67.0	66.1	57.0	64.6	63.9	90.2	45.0	42.3	28.7	32.0
<i>Item 2390 Subject A04a</i>	<i>N</i> 2564	1112	1263	1608	313	537	699	867	460	1757	468	1137	688	246	410	36
The next questions are about LSD, the psychedelic drug which is sometimes called "acid".																
B033: On how many occasions (if any) have you taken LSD . . .																
B033A: . . . in your lifetime?																
1. 0 occasions	85.6	86.0	87.7	85.0	97.1	84.0	87.9	85.3	84.9	87.7	85.7	100.0	100.0	64.9	39.6	12.2
2. 1-2	5.6	5.6	5.0	5.7	0.4	4.5	5.4	4.9	8.7	4.7	5.6	-	-	35.1	13.5	6.1
3. 3-5	2.5	2.4	2.5	2.6	1.3	3.0	1.9	2.9	2.3	2.3	2.6	-	-	-	14.4	15.7
4. 6-9	2.4	1.7	2.5	2.7	0.4	2.6	1.6	3.4	1.5	2.3	2.2	-	-	-	13.7	13.9
5. 10-19	1.7	2.3	1.0	2.0	0.4	1.9	1.1	1.9	2.0	1.6	1.9	-	-	-	8.8	19.2
6. 20-39	0.8	0.7	0.7	0.8	-	0.5	0.8	1.1	0.5	0.7	0.1	-	-	-	3.7	12.1
7. 40 or more	1.3	1.4	0.7	1.3	0.4	3.5	1.3	0.6	0.1	0.6	2.0	-	-	-	6.4	20.8
<i>Item 890 Subject A01a</i>	<i>N</i> 2547	1107	1258	1610	312	527	696	864	459	1752	457	1140	682	244	412	36
B033B: . . . during the last 12 months?																
1. 0 occasions	90.3	89.8	92.0	89.7	98.3	88.9	91.9	88.8	92.2	91.8	89.0	100.0	100.0	82.7	56.1	27.7
2. 1-2	5.1	5.1	4.8	5.4	0.6	4.7	4.8	5.7	5.1	4.2	6.3	-	-	17.3	19.6	24.3
3. 3-5	2.5	2.4	2.0	2.6	0.7	2.4	2.0	3.1	2.3	2.3	2.5	-	-	-	12.9	29.1
4. 6-9	0.8	0.9	0.7	0.9	-	1.6	0.5	1.0	-	0.8	0.6	-	-	-	4.8	3.1
5. 10-19	0.6	0.6	0.2	0.6	-	1.0	-	0.9	0.3	0.5	0.4	-	-	-	2.4	12.4
6. 20-39	0.2	0.5	-	0.2	-	0.6	-	0.1	0.2	0.1	0.4	-	-	-	1.0	3.5
7. 40 or more	0.5	0.7	0.2	0.5	0.4	0.7	0.8	0.4	-	0.2	0.8	-	-	-	3.3	-
<i>Item 900 Subject A01b</i>	<i>N</i> 2540	1105	1256	1606	313	526	693	864	457	1751	454	1140	684	238	409	36
B033C: . . . during the last 30 days?																
1. 0 occasions	96.2	95.4	97.7	96.1	98.3	95.1	96.6	95.9	97.3	97.1	95.2	100.0	100.0	97.2	81.1	62.5
2. 1-2	2.7	3.0	1.9	2.8	0.9	3.0	2.4	3.0	2.1	2.4	3.0	-	-	2.8	13.1	21.6
3. 3-5	0.3	0.4	0.2	0.2	0.4	0.1	0.2	0.5	0.3	0.2	0.3	-	-	-	1.0	9.3
4. 6-9	0.2	0.4	-	0.2	-	0.3	0.2	0.2	0.2	0.1	0.6	-	-	-	1.1	3.5
5. 10-19	0.2	0.3	-	0.2	-	0.5	0.1	-	0.1	0.1	0.4	-	-	-	0.7	3.1
6. 20-39	0.2	0.4	-	0.2	0.4	0.5	-	0.3	-	0.1	-	-	-	-	1.3	-
7. 40 or more	0.3	0.1	0.2	0.2	-	0.5	0.5	0.1	-	0.1	0.5	-	-	-	1.7	-
<i>Item 910 Subject A01c</i>	<i>N</i> 2542	1107	1254	1606	313	528	692	864	457	1752	456	1141	684	239	408	36
IF YOU HAVE NOT TAKEN LSD IN THE LAST TWELVE MONTHS, GO TO Q.B041.																
B034: When you used LSD during the last year, how often did you use it in each of the following situations?																
B034A: When you were alone																
1. Not at all	84.2	82.2	87.3	86.7	46.8	73.8	81.5	89.3	91.3	87.6	78.9	-	-	97.7	83.4	66.9
2. A few of the times	9.3	9.9	7.0	7.9	15.6	10.3	13.3	8.0	5.4	8.4	9.0	-	-	2.3	9.6	19.4
3. Some of the times	3.7	5.8	2.5	2.8	18.4	6.4	5.2	1.3	3.3	1.8	12.2	-	-	-	3.1	13.7
4. Most of the times	1.5	0.9	1.3	1.4	-	4.0	-	1.3	-	0.9	-	-	-	-	2.1	-
5. Every time	1.3	1.2	2.0	1.2	19.2	5.6	-	-	-	1.4	-	-	-	-	1.9	-
<i>Item 2400 Subject A05a</i>	<i>N†</i> 244	110	101	163	7	58	52	96	37	145	47	-	-	44	173	26
B034B: With just 1 or 2 other people																
1. Not at all	18.4	16.2	18.0	20.0	25.6	18.0	21.3	15.9	21.5	14.2	23.0	-	-	33.2	16.5	4.6
2. A few of the times	33.2	31.3	38.2	31.7	9.9	31.0	29.2	37.0	32.0	37.3	27.0	-	-	42.2	29.4	43.4
3. Some of the times	9.9	8.2	5.0	6.2	-	13.4	12.8	7.1	7.5	5.5	19.5	-	-	-	10.0	26.2
4. Most of the times	19.8	21.5	19.3	21.1	30.6	13.3	15.4	24.6	23.9	21.2	11.3	-	-	3.4	24.1	18.9
5. Every time	18.7	22.9	19.5	21.0	33.9	24.3	21.3	15.4	15.0	21.7	19.1	-	-	21.2	20.0	6.8
<i>Item 2410 Subject A05b</i>	<i>N†</i> 246	109	103	163	7	60	52	97	37	145	49	-	-	44	175	26

†=excludes respondents for whom question was inappropriate.

MONITORING THE FUTURE

QUESTIONNAIRE FORM 1 1997	TOTAL	SEX		RACE		REGION				COLLEGE PLANS?		ILLICIT DRUG USE: LIFETIME					
		M	F	White	Black	NE	NC	S	W	Yes	No	None	Mari- juana Only	Few Pills	More Pills	Any Her- oin	
<i>N (Weighted No. of Cases):</i>	2696	1147	1284	1650	323	564	731	923	478	1794	478	1172	697	248	420	36	
<i>% of Weighted Total:</i>	100.0	42.6	47.6	61.2	12.0	20.9	27.1	34.2	17.7	66.6	17.7	43.5	25.8	9.2	15.6	1.3	
B034C: At a party																	
1. Not at all	34.3	34.8	36.0	32.3	36.8	32.6	40.5	29.4	40.5	39.7	32.9	-	-	37.4	33.7	32.9	
2. A few of the times	22.6	21.9	20.4	21.7	9.9	13.3	22.8	28.3	22.9	21.5	15.8	-	-	21.3	23.0	18.4	
3. Some of the times	12.5	12.4	12.6	13.1	-	12.8	9.2	12.8	16.0	13.4	9.7	-	-	5.2	15.7	4.4	
4. Most of the times	14.1	17.0	9.1	13.4	18.4	14.7	14.6	14.9	10.3	11.7	17.9	-	-	3.2	15.6	23.8	
5. Every time	16.6	13.8	21.8	19.5	34.8	26.5	12.8	14.6	10.3	13.7	23.7	-	-	32.9	11.9	20.5	
<i>Item 2420 Subject A05c</i>	<i>N†</i>	253	113	103	167	7	63	56	97	37	145	52	-	-	46	179	26
B034D: When your date or spouse was present																	
1. Not at all	58.2	69.5	46.9	56.7	46.8	46.7	66.6	58.3	64.8	63.1	56.9	-	-	88.3	51.9	46.2	
2. A few of the times	15.2	10.3	18.8	14.1	18.4	8.3	13.7	15.8	27.1	13.7	16.7	-	-	3.1	16.0	31.1	
3. Some of the times	11.3	11.9	9.5	10.4	34.8	13.9	13.0	11.8	3.1	7.7	12.9	-	-	2.3	12.5	19.1	
4. Most of the times	5.0	5.0	5.6	4.4	-	8.8	1.9	5.6	1.7	5.5	2.1	-	-	-	7.1	-	
5. Every time	10.3	3.4	19.2	14.4	-	22.2	4.7	8.5	3.3	10.0	11.3	-	-	6.3	12.5	3.6	
<i>Item 2430 Subject A05b</i>	<i>N†</i>	248	109	103	163	7	61	52	97	37	145	49	-	-	44	176	26
B034E: When people over age 30 were present																	
1. Not at all	69.4	62.1	73.5	70.4	28.5	59.7	71.9	73.2	72.0	69.7	72.7	-	-	89.1	65.2	63.5	
2. A few of the times	16.2	19.7	14.3	17.0	18.4	12.1	16.2	17.5	19.7	17.5	7.8	-	-	5.9	19.8	8.9	
3. Some of the times	8.0	9.8	5.8	8.5	15.6	16.8	4.7	4.9	6.2	8.2	11.1	-	-	2.3	7.4	22.4	
4. Most of the times	1.6	2.3	1.5	-	19.2	2.1	2.8	1.3	-	-	2.7	-	-	-	1.6	5.2	
5. Every time	4.8	6.1	5.0	4.1	18.3	9.3	4.4	3.2	2.2	4.6	5.7	-	-	2.7	6.0	-	
<i>Item 2440 Subject A05b</i>	<i>N†</i>	245	109	101	163	7	60	52	97	35	145	47	-	-	44	176	24
B034F: During the daytime (before 4:00 p.m.)																	
1. Not at all	55.3	49.3	60.6	53.7	55.4	50.3	55.4	58.7	54.0	55.6	66.6	-	-	84.6	51.2	29.1	
2. A few of the times	22.3	18.9	25.3	22.7	-	19.6	17.1	25.7	25.2	23.7	12.8	-	-	12.6	24.0	28.9	
3. Some of the times	10.5	15.8	3.2	10.8	21.8	12.7	9.5	9.6	10.4	6.8	13.4	-	-	2.4	9.8	30.7	
4. Most of the times	5.9	7.8	5.1	3.8	22.8	8.7	8.0	2.1	8.6	5.9	5.2	-	-	-	8.2	-	
5. Every time	6.0	8.2	5.7	9.0	-	8.6	10.1	3.8	1.8	7.9	2.1	-	-	0.4	6.8	11.3	
<i>Item 2450 Subject A05c</i>	<i>N†</i>	244	109	101	163	6	59	52	97	35	145	46	-	-	43	175	24
B034G: At your home (or apartment or dorm)																	
1. Not at all	55.1	54.7	56.5	58.9	28.5	46.0	57.9	57.7	59.0	56.0	56.7	-	-	81.9	48.5	51.1	
2. A few of the times	25.4	22.2	27.4	23.1	53.2	31.4	23.1	22.4	27.0	28.1	13.6	-	-	14.7	29.1	20.8	
3. Some of the times	8.5	12.2	2.3	7.0	-	10.6	9.6	7.7	5.4	5.5	12.7	-	-	-	10.2	12.1	
4. Most of the times	5.0	4.2	6.7	3.5	-	3.2	3.4	5.5	8.6	4.4	9.2	-	-	-	5.2	12.5	
5. Every time	6.0	6.7	7.2	7.5	18.3	8.7	6.0	6.6	-	6.0	7.7	-	-	3.4	7.1	3.6	
<i>Item 2460 Subject A05c</i>	<i>N†</i>	247	109	103	163	7	60	52	97	37	145	49	-	-	44	175	26
B034H: At school																	
1. Not at all	77.9	73.7	83.5	80.9	46.8	72.6	72.1	85.3	75.7	79.4	74.6	-	-	88.9	76.7	66.1	
2. A few of the times	14.8	15.4	12.5	11.7	34.0	17.1	23.2	6.3	21.8	15.9	16.0	-	-	8.2	16.3	17.3	
3. Some of the times	3.3	5.1	0.9	3.7	-	2.1	1.5	5.4	2.5	2.7	1.9	-	-	-	3.0	11.8	
4. Most of the times	1.6	3.1	0.6	0.3	19.2	4.0	-	1.7	-	-	4.7	-	-	-	1.6	4.8	
5. Every time	2.3	2.7	2.5	3.4	-	4.3	3.2	1.3	-	2.0	2.7	-	-	2.9	2.4	-	
<i>Item 2470 Subject A05c</i>	<i>N†</i>	247	109	103	163	7	60	52	97	37	145	49	-	-	44	175	26
B034I: In a car																	
1. Not at all	58.5	59.6	58.4	58.2	46.8	44.7	58.7	61.4	72.5	61.9	54.7	-	-	83.3	53.7	47.0	
2. A few of the times	18.8	19.5	17.1	20.1	34.0	26.1	22.8	14.1	14.0	17.0	22.3	-	-	11.1	19.4	29.1	
3. Some of the times	13.3	14.8	10.2	12.1	19.2	11.9	7.8	18.4	10.1	12.3	17.3	-	-	4.1	14.8	19.7	
4. Most of the times	5.9	3.0	9.4	5.9	-	5.8	8.8	6.1	1.7	5.0	3.4	-	-	-	8.3	-	
5. Every time	3.4	3.1	4.9	3.7	-	11.6	1.9	-	1.7	3.7	2.3	-	-	1.5	3.8	4.3	
<i>Item 2490 Subject A05c</i>	<i>N†</i>	246	109	103	163	7	59	52	97	37	145	49	-	-	43	175	26
B035: How many of the times when you used LSD during the last year did you use it along with each of the following drugs—that is, so that their effects overlapped?																	

†=excludes respondents for whom question was inappropriate.

QUESTIONNAIRE FORM 1 1997	TOTAL	SEX		RACE		REGION				COLLEGE PLANS?		ILLICIT DRUG USE: LIFETIME					
		M	F	White	Black	NE	NC	S	W	Yes	No	None	Mari- juana Only	Few Pills	More Pills	Any Her- oin	
<i>N (Weighted No. of Cases):</i>	2696	1147	1284	1650	323	564	731	923	478	1794	478	1172	697	248	420	36	
<i>% of Weighted Total:</i>	100.0	42.6	47.6	61.2	12.0	20.9	27.1	34.2	17.7	66.6	17.7	43.5	25.8	9.2	15.6	1.3	
B035A: With alcohol																	
1. Not at all	47.8	49.1	45.8	47.1	10.6	36.4	46.8	46.8	69.3	49.1	52.2	-	-	71.3	42.6	43.5	
2. A few of the times	19.3	18.4	21.3	21.4	29.7	14.0	23.5	22.9	12.0	22.4	12.1	-	-	16.1	21.5	10.1	
3. Some of the times	10.6	9.8	9.1	10.1	-	12.4	11.7	8.3	12.0	8.2	13.8	-	-	2.4	10.3	25.8	
4. Most of the times	6.9	12.0	3.4	6.9	20.5	6.7	6.6	8.6	3.3	6.8	11.6	-	-	-	9.0	4.8	
5. Every time	15.4	10.7	20.5	14.5	39.2	30.6	11.4	13.4	3.3	13.4	10.3	-	-	10.1	16.7	15.8	
<i>Item 2500 Subject A01h</i>	<i>N†</i>	243	113	100	165	6	56	55	95	37	143	51	-	-	43	174	26
B035B: With marijuana																	
1. Not at all	32.0	26.0	40.6	36.3	30.6	22.5	29.7	34.1	46.5	32.9	39.7	-	-	51.8	28.5	20.7	
2. A few of the times	20.3	23.5	19.3	19.9	37.1	14.7	21.5	27.4	7.7	29.5	4.2	-	-	29.6	18.5	15.9	
3. Some of the times	6.4	6.3	2.7	3.6	-	6.7	4.8	6.1	9.6	3.4	11.7	-	-	-	6.9	15.5	
4. Most of the times	8.5	10.9	7.4	8.6	-	2.6	10.7	8.4	15.2	6.8	11.9	-	-	-	11.5	1.9	
5. Every time	32.8	33.3	30.0	31.6	32.2	53.5	33.3	23.9	20.9	27.5	32.5	-	-	18.6	34.6	46.0	
<i>Item 2510 Subject A01h</i>	<i>N†</i>	240	109	100	163	4	58	56	93	33	142	48	-	-	43	173	23
B036: What have been the most important reasons for your taking LSD? (Mark all that apply.)																	
A. To experiment—to see what it's like	83.8	83.4	84.1	83.9	50.7	88.8	78.0	83.5	85.4	85.5	75.0	-	-	96.7	82.2	72.7	
B. To relax or relieve tension	14.8	18.8	14.5	14.5	20.5	17.4	13.1	14.3	14.3	18.1	12.5	-	-	12.1	15.2	16.4	
C. To feel good or get high	65.3	60.6	73.4	66.6	63.8	62.1	60.9	73.2	55.7	68.5	63.2	-	-	47.5	67.9	77.6	
D. To seek deeper insights and understanding	39.4	39.2	40.2	41.3	20.5	33.8	27.1	46.7	48.1	41.0	30.9	-	-	17.2	43.2	51.7	
E. To have a good time with my friends	62.4	59.6	64.6	63.6	33.6	64.7	60.5	62.9	60.0	61.9	61.6	-	-	37.9	68.9	60.4	
F. To fit in with a group I like	2.1	2.3	2.6	2.2	20.5	5.1	-	0.6	4.7	1.2	1.2	-	-	0.8	2.8	-	
G. To get away from my problems or troubles	13.7	14.9	11.5	12.7	37.2	22.3	13.3	9.0	13.0	14.2	11.3	-	-	12.4	13.2	19.1	
H. Because of boredom, nothing else to do	23.4	19.5	29.6	23.7	20.5	38.0	24.1	16.8	16.9	23.0	26.3	-	-	11.5	21.2	58.3	
I. Because of anger or frustration	6.5	8.2	3.4	5.4	20.5	11.3	8.6	3.8	3.2	4.4	6.1	-	-	5.5	7.0	5.3	
J. To get through the day	3.4	3.6	4.2	2.8	20.5	12.0	2.7	-	-	3.1	1.3	-	-	-	3.9	5.6	
K. To increase the effects of some other drug(s)	11.9	14.1	10.1	12.3	20.5	18.9	10.2	11.5	4.4	9.9	12.6	-	-	5.0	11.0	29.0	
L. To decrease (offset) the effects of some other drug(s)	1.7	2.3	1.5	1.1	20.5	4.5	-	0.6	2.6	0.4	1.8	-	-	-	1.5	5.9	
M. Because I am "hooked"—I have to have it	2.1	3.4	0.6	0.8	20.5	5.6	-	1.3	1.7	0.9	2.5	-	-	-	2.9	-	
<i>Item 2520-2640 Subject A06a</i>	<i>N†</i>	246	111	103	166	6	57	56	97	36	144	51	-	-	44	175	26
B037: When you take LSD, how high do you usually get?																	
1. Not at all high	1.9	4.2	-	2.5	-	2.1	5.1	-	1.7	0.4	5.4	-	-	4.2	1.6	-	
2. A little high	9.2	13.6	6.8	11.0	13.0	3.2	16.0	9.9	6.7	5.1	18.5	-	-	5.8	8.7	18.9	
3. Moderately high	21.2	16.4	24.7	17.6	46.9	16.1	22.4	23.4	21.7	22.8	22.1	-	-	45.9	16.2	12.8	
4. Very high	67.7	65.8	68.5	68.9	40.0	78.6	56.5	66.7	69.9	71.6	54.0	-	-	44.1	73.5	68.3	
<i>Item 2650 Subject A01e</i>	<i>N†</i>	249	113	103	167	6	58	56	97	37	144	54	-	-	44	178	26
B038: When you take LSD, how long do you usually stay high?																	
1. Usually don't get high	2.0	3.2	1.3	2.6	-	2.7	4.9	-	1.7	1.7	2.7	-	-	7.3	1.0	-	
2. Two hours or less	4.0	3.8	4.1	5.1	-	3.2	1.4	7.4	-	3.0	6.7	-	-	8.1	2.2	8.7	
3. Three to six hours	25.3	33.2	21.3	22.9	23.6	16.4	26.9	30.3	23.9	30.2	22.1	-	-	33.3	23.3	25.8	
4. Seven to 24 hours	62.7	54.8	67.3	64.1	39.2	67.7	59.9	59.5	67.3	60.9	60.8	-	-	41.8	67.4	65.5	
5. More than 24 hours	6.0	4.9	6.0	5.2	37.2	10.0	6.9	2.8	7.1	4.2	7.7	-	-	9.5	6.1	-	
<i>Item 2660 Subject A01f</i>	<i>N†</i>	250	114	103	168	6	59	57	97	37	145	54	-	-	44	179	26
B039: Have you ever had a "bad trip" on LSD?																	
1. No	63.0	70.1	59.9	66.8	59.8	57.5	58.7	69.5	61.5	68.0	64.4	-	-	81.2	62.3	34.7	
2. Yes, once	26.8	19.6	33.7	27.4	19.7	29.6	23.2	25.8	30.7	25.0	24.7	-	-	18.8	26.5	44.0	
3. Yes, more than once	10.2	10.2	6.5	5.7	20.5	12.8	18.1	4.7	7.8	7.0	10.9	-	-	-	11.1	21.3	
<i>Item 2670 Subject A01k</i>	<i>N†</i>	252	115	104	169	6	61	57	97	37	146	55	-	-	44	180	26

†=excludes respondents for whom question was inappropriate.

MONITORING THE FUTURE

QUESTIONNAIRE FORM 1 1997	TOTAL	SEX		RACE		REGION				COLLEGE PLANS?		ILLICIT DRUG USE: LIFETIME				
		M	F	White	Black	NE	NC	S	W	Yes	No	None	Mari- juana Only	Few Pills	More Pills	Any Her- oin
<i>N (Weighted No. of Cases):</i>	2696	1147	1284	1650	323	564	731	923	478	1794	478	1172	697	248	420	36
<i>% of Weighted Total:</i>	100.0	42.6	47.6	61.2	12.0	20.9	27.1	34.2	17.7	66.6	17.7	43.5	25.8	9.2	15.6	1.3
B040: Have you ever tried to stop using LSD and found that you couldn't stop?																
1. Yes	4.7	5.3	3.6	5.0	19.2	4.2	12.9	-	5.7	2.7	9.0	-	-	1.4	6.2	-
2. No	95.3	94.7	96.4	95.0	80.8	95.8	87.1	100.0	94.3	97.3	91.0	-	-	98.6	93.8	100.0
<i>Item 2680 Subject A01i</i>	<i>N†</i>	250	114	103	169	59	56	97	37	146	53	-	-	44	179	26
B041: Do you think you will be using LSD five years from now?																
1. I definitely will	0.8	0.6	1.0	0.9	0.1	1.1	1.0	0.5	0.8	0.7	1.4	0.5	1.4	-	1.3	-
2. I probably will	2.3	2.3	2.1	2.2	1.3	2.8	1.3	2.5	3.1	1.7	3.7	0.1	0.4	3.4	9.7	20.3
3. I probably will not	11.0	11.5	9.3	11.5	2.3	15.6	10.7	8.9	9.9	11.0	6.5	4.2	8.5	13.5	31.4	37.1
4. I definitely will not	85.9	85.6	87.6	85.4	96.3	80.5	87.0	88.1	86.2	86.6	88.4	95.3	89.6	83.1	57.5	42.6
<i>Item 2690 Subject A04a</i>	<i>N</i>	2474	1077	1226	1569	511	676	852	435	1717	453	1130	644	229	391	36
The next questions are about PSYCHEDELICS OTHER THAN LSD. This group would include the following drugs: Mescaline, Peyote, Psilocybin, PCP.																
B042: On how many occasions (if any) have you taken psychedelics other than LSD . . .																
B042A: . . . in your lifetime?																
1. 0 occasions	92.4	91.5	94.4	92.4	97.8	89.2	96.3	93.0	89.3	93.4	93.9	100.0	100.0	87.2	66.7	26.9
2. 1-2	3.7	3.6	3.4	3.9	1.0	5.6	1.6	3.8	4.5	3.4	2.8	-	-	12.8	13.1	25.5
3. 3-5	1.2	1.4	0.8	1.2	0.4	1.4	0.5	1.0	2.6	1.2	0.8	-	-	-	6.7	11.2
4. 6-9	1.0	1.5	0.4	1.0	0.4	1.0	0.6	0.9	1.8	1.0	0.8	-	-	-	5.1	11.5
5. 10-19	0.9	1.1	0.4	0.9	0.4	1.5	0.7	0.9	0.7	0.5	0.6	-	-	-	4.7	12.8
6. 20-39	0.3	0.3	0.3	0.1	-	0.3	0.1	-	0.8	0.1	0.9	-	-	-	1.3	3.0
7. 40 or more	0.5	0.7	0.2	0.5	-	1.1	0.2	0.4	0.3	0.4	0.3	-	-	-	2.3	9.1
<i>Item 920 Subject A01a</i>	<i>N</i>	2503	1088	1243	1588	516	684	856	447	1739	446	1134	662	242	401	34
B042B: . . . during the last 12 months?																
1. 0 occasions	95.3	94.5	96.7	95.1	98.7	93.2	97.8	95.6	93.2	95.7	97.1	100.0	100.0	95.5	77.3	51.2
2. 1-2	2.7	2.7	2.4	2.7	0.5	3.6	1.3	2.3	4.6	2.4	1.8	-	-	4.5	12.1	25.8
3. 3-5	1.2	1.8	0.6	1.6	-	1.8	0.8	1.1	1.0	1.4	0.4	-	-	-	6.2	13.2
4. 6-9	0.3	0.2	0.1	0.1	0.8	0.6	*	0.3	0.3	0.1	0.3	-	-	-	1.4	4.2
5. 10-19	0.3	0.4	0.1	0.3	-	0.3	-	0.3	0.6	0.2	0.1	-	-	-	1.6	-
6. 20-39	0.1	0.3	-	0.2	-	-	-	0.3	0.2	0.2	-	-	-	-	0.6	2.3
7. 40 or more	0.2	0.2	-	0.1	-	0.4	-	0.1	0.2	*	0.3	-	-	-	0.8	3.3
<i>Item 930 Subject A01b</i>	<i>N</i>	2498	1085	1243	1586	514	684	854	447	1737	446	1134	662	238	400	34
B042C: . . . during the last 30 days?																
1. 0 occasions	97.9	97.2	99.1	98.0	99.2	96.4	99.2	98.3	97.1	98.4	98.8	100.0	100.0	98.1	91.2	65.6
2. 1-2	1.6	2.0	0.8	1.6	-	2.1	0.8	1.5	2.3	1.3	0.7	-	-	1.9	6.7	25.2
3. 3-5	0.3	0.6	0.1	0.3	0.8	1.2	-	-	0.3	0.2	0.5	-	-	-	1.3	6.9
4. 6-9	*	*	-	*	-	0.1	-	-	-	-	-	-	-	-	0.1	-
5. 10-19	-	-	-	-	-	-	-	-	-	-	-	-	-	-	-	-
6. 20-39	0.1	0.1	-	*	-	-	-	0.1	0.2	*	-	-	-	-	0.3	2.3
7. 40 or more	0.1	0.1	-	-	-	0.2	-	-	0.2	*	-	-	-	-	0.5	-
<i>Item 940 Subject A01c</i>	<i>N</i>	2500	1086	1243	1588	514	686	854	446	1735	446	1134	662	238	402	34
IF YOU HAVE NOT TAKEN ANY PSYCHEDELICS OTHER THAN LSD IN THE LAST TWELVE MONTHS, GO TO Q.B046.																
B043: When you take psychedelics other than LSD, how high do you usually get?																
1. Not at all high	3.1	1.7	5.8	4.2	-	4.2	-	5.7	-	1.3	19.0	-	-	-	1.6	13.9
2. A little high	10.7	4.8	11.0	7.4	-	9.0	-	21.0	4.2	9.6	5.2	-	-	4.8	13.4	-
3. Moderately high	20.4	22.6	20.5	18.2	89.7	18.5	32.7	11.6	27.8	20.8	17.9	-	-	22.6	19.3	24.4
4. Very high	65.9	70.9	62.8	70.2	10.3	68.2	67.3	61.6	68.0	68.2	57.9	-	-	72.6	65.6	61.7
<i>Item 2700 Subject A01e</i>	<i>N†</i>	120	63	40	79	35	15	40	30	77	12	-	-	13	91	17

†=excludes respondents for whom question was inappropriate.*=less than .05 percent.

DESCRIPTIVE RESULTS: 1997

59

QUESTIONNAIRE FORM 1 1997	TOTAL	SEX		RACE		REGION				COLLEGE PLANS?		ILLICIT DRUG USE: LIFETIME				
		M	F	White	Black	NE	NC	S	W	Yes	No	None	Mari- juana Only	Few Pills	More Pills	Any Her- oin
<i>N (Weighted No. of Cases):</i> <i>% of Weighted Total:</i>	2696 100.0	1147 42.6	1284 47.6	1650 61.2	323 12.0	564 20.9	731 27.1	923 34.2	478 17.7	1794 66.6	478 17.7	1172 43.5	697 25.8	248 9.2	420 15.6	36 1.3
B044: When you take psychedelics other than LSD, how long do you usually stay high?																
1. Usually don't get high	4.3	1.7	5.8	4.2	-	4.4	-	9.2	-	1.3	19.0	-	-	-	3.1	13.9
2. One to two hours	5.3	-	9.8	4.1	-	5.3	-	11.4	-	5.1	-	-	-	4.8	6.3	-
3. Three to six hours	57.9	68.4	48.3	60.2	28.2	68.7	59.9	41.6	65.3	65.6	28.6	-	-	44.2	65.0	30.5
4. Seven to 24 hours	30.6	26.5	35.8	28.6	71.8	21.6	40.1	31.7	34.7	24.9	52.4	-	-	33.1	25.6	55.6
5. More than 24 hours	2.0	3.5	0.4	2.9	-	-	-	6.0	-	3.0	-	-	-	17.9	-	-
<i>Item 2710 Subject A01f</i>	<i>N†</i> 118	63	40	79	4	34	15	39	30	77	12	-	-	13	88	17
B045: What psychedelics other than LSD have you taken during the last year? (Mark all that apply.)																
A. Mescaline	16.7	16.0	12.1	13.3	28.2	24.5	22.4	12.3	10.7	12.3	22.8	-	-	-	19.5	15.2
B. Peyote	17.4	15.8	18.5	16.8	28.2	13.7	35.3	13.3	17.8	15.9	7.8	-	-	6.5	15.6	35.5
C. Psilocybin	24.3	31.7	9.3	21.5	-	11.4	37.3	26.2	29.7	24.7	20.3	-	-	-	31.5	5.4
D. PCP	18.1	8.9	29.1	12.2	40.4	16.5	28.3	19.5	13.0	15.2	25.6	-	-	18.3	15.2	33.1
E. Concentrated THC	26.3	31.2	15.8	25.3	-	24.0	23.2	33.2	21.4	25.0	17.0	-	-	24.7	23.6	41.4
F. Other	41.4	42.8	47.0	46.8	31.4	53.8	28.3	44.0	30.9	43.7	29.8	-	-	65.6	41.1	24.5
G. Don't know the names of some I have used	25.0	22.7	36.8	27.0	30.1	34.2	2.7	23.3	27.9	25.3	46.1	-	-	12.8	24.2	38.8
<i>Item 2720-2780 Subject A01i</i>	<i>N†</i> 117	63	40	79	4	33	15	39	30	76	12	-	-	13	87	17
The next questions are about some non-prescription drugs.																
B046: Some types of diet pills (also called appetite suppressants) can be sold legally without a doctor's prescription by drugstores, through the mail, etc. These "over-the-counter" drugs include Dexatrim, Dietac, Prolamine, and others. On how many occasions (if any) have you taken such non-prescription diet pills . . .																
B046A: . . . in your lifetime?																
1. 0 occasions	83.4	91.9	75.5	81.9	89.5	85.4	85.4	79.3	86.0	84.0	81.3	91.6	87.3	72.5	62.5	62.2
2. 1-2	6.2	3.0	8.9	5.7	3.6	6.8	4.3	7.1	6.5	6.2	5.6	4.9	3.6	15.5	7.6	13.4
3. 3-5	3.7	1.1	5.9	4.2	2.9	4.0	3.3	4.8	2.2	3.4	5.0	1.4	3.2	6.2	9.6	4.4
4. 6-9	1.9	1.4	2.5	2.2	1.5	1.1	0.9	3.4	1.3	1.9	2.2	0.8	2.0	3.9	3.3	3.6
5. 10-19	1.9	0.8	3.0	2.5	1.8	1.3	1.7	2.2	2.3	1.8	2.1	0.6	1.9	0.3	5.7	5.6
6. 20-39	0.9	0.4	1.3	1.1	-	0.7	2.0	0.5	-	0.8	1.0	0.3	0.7	-	2.5	9.5
7. 40 or more	2.0	1.3	2.8	2.4	0.8	0.7	2.4	2.7	1.7	1.9	2.8	0.3	1.2	1.6	8.8	1.3
<i>Item 21220 Subject A01a</i>	<i>N</i> 2519	1103	1246	1607	306	520	696	855	448	1750	453	1137	664	242	402	35
B046B: . . . during the last 12 months?																
1. 0 occasions	90.2	95.1	85.4	89.0	93.7	91.9	89.8	88.5	92.2	90.8	88.0	95.9	92.5	86.5	74.3	79.6
2. 1-2	4.3	2.2	6.4	4.4	2.4	4.7	3.3	5.2	3.9	4.0	5.0	2.9	3.9	6.9	7.0	5.7
3. 3-5	1.7	0.4	2.8	1.9	2.0	1.5	1.7	2.2	0.9	1.7	1.5	0.4	1.2	4.4	4.7	-
4. 6-9	0.7	0.6	0.9	1.0	0.2	0.4	0.5	1.2	0.4	0.6	1.5	-	0.6	0.3	2.5	10.1
5. 10-19	1.0	0.6	1.5	1.2	0.9	0.8	1.4	0.7	1.5	0.9	1.7	0.5	1.2	0.4	1.9	3.3
6. 20-39	1.5	0.9	2.2	2.0	0.4	0.8	2.9	1.3	0.7	1.5	1.6	0.3	0.6	0.9	7.1	-
7. 40 or more	0.5	0.2	0.8	0.4	0.4	0.1	0.4	0.8	0.5	0.4	0.8	-	*	0.6	2.5	1.3
<i>Item 21230 Subject A01b</i>	<i>N</i> 2520	1101	1247	1606	306	521	694	857	448	1750	453	1137	664	242	403	35
B046C: . . . during the last 30 days?																
1. 0 occasions	95.4	97.7	93.0	94.9	96.5	97.2	95.4	94.3	95.6	95.9	93.2	98.9	97.5	95.7	83.4	85.3
2. 1-2	1.8	1.2	2.4	1.8	1.7	1.4	1.1	2.3	2.1	1.8	1.8	0.9	1.4	1.2	4.6	-
3. 3-5	1.1	0.4	1.9	1.3	1.0	0.9	1.3	1.1	1.0	1.0	1.7	0.2	0.6	1.9	3.8	6.3
4. 6-9	0.4	0.2	0.5	0.4	0.3	0.4	0.3	0.5	0.2	0.2	1.0	0.1	0.3	-	1.2	6.5
5. 10-19	0.9	0.3	1.6	1.1	0.4	-	1.4	1.1	0.8	0.7	1.7	-	*	1.0	5.0	0.6
6. 20-39	0.3	-	0.6	0.4	-	0.1	0.5	0.5	-	0.3	0.4	-	0.2	0.2	1.4	-
7. 40 or more	0.1	0.2	*	0.1	-	-	-	0.2	0.3	0.1	0.1	-	-	-	0.6	1.3
<i>Item 21240 Subject A01c</i>	<i>N</i> 2519	1101	1246	1606	306	520	694	856	448	1750	453	1137	664	242	402	35
B047: Some stay-awake pills can be sold legally without a doctor's prescription by drugstores, through the mail, etc. These non-prescription or "over-the-counter" drugs include No-Doz, Vivarin, Wake, Caffeine, and others.																

†=excludes respondents for whom question was inappropriate.*=less than .05 percent.

MONITORING THE FUTURE

QUESTIONNAIRE FORM 1 1997	TOTAL	SEX		RACE		REGION				COLLEGE PLANS?		ILLICIT DRUG USE: LIFETIME				
		M	F	White	Black	NE	NC	S	W	Yes	No	None	Mari- juana Only	Few Pills	More Pills	Any Her- oin
<i>N (Weighted No. of Cases):</i> <i>% of Weighted Total:</i>	2696 100.0	1147 42.6	1284 47.6	1650 61.2	323 12.0	564 20.9	731 27.1	923 34.2	478 17.7	1794 66.6	478 17.7	1172 43.5	697 25.8	248 9.2	420 15.6	36 1.3
On how many occasions (if any) have you taken such non-prescription stay-awake pills . . .																
B047A: . . . in your lifetime?																
1. 0 occasions	69.0	72.7	65.5	63.0	89.6	68.6	66.8	68.2	74.2	68.7	67.0	85.8	65.8	55.0	37.0	42.2
2. 1-2	12.8	11.5	14.6	15.4	5.4	13.5	12.7	11.8	14.0	13.6	15.1	8.2	17.8	21.7	12.7	2.5
3. 3-5	6.0	5.8	6.1	6.8	2.2	5.6	6.7	6.4	4.6	6.2	5.9	2.1	7.0	9.6	12.6	12.9
4. 6-9	4.1	2.8	5.0	5.1	1.1	3.3	4.3	5.3	2.2	4.2	3.0	2.1	3.3	5.6	9.9	8.2
5. 10-19	2.9	3.1	2.7	3.3	1.1	3.4	3.1	3.4	1.3	3.0	2.1	0.8	3.0	3.7	8.8	-
6. 20-39	2.7	2.3	3.0	3.1	0.6	2.5	2.6	3.1	2.6	2.5	2.6	0.5	2.0	3.2	8.9	17.6
7. 40 or more	2.5	1.8	3.0	3.3	-	3.1	3.7	1.8	1.1	1.8	4.2	0.5	1.2	1.2	10.1	16.6
<i>Item 21250 Subject A01a</i>	<i>N 2515</i>	<i>1098</i>	<i>1252</i>	<i>1608</i>	<i>308</i>	<i>521</i>	<i>685</i>	<i>861</i>	<i>448</i>	<i>1758</i>	<i>453</i>	<i>1130</i>	<i>670</i>	<i>244</i>	<i>400</i>	<i>34</i>
B047B: . . . during the last 12 months?																
1. 0 occasions	80.3	82.6	79.0	76.9	92.7	80.9	76.2	79.9	86.7	80.9	78.2	92.0	80.4	73.3	53.4	56.4
2. 1-2	9.3	8.4	9.8	11.0	4.1	9.8	11.4	8.8	6.5	9.5	10.1	4.5	11.2	15.4	15.5	6.2
3. 3-5	4.2	4.3	3.8	4.7	1.5	3.1	4.3	5.3	3.1	3.7	4.6	1.7	4.1	3.5	11.2	13.1
4. 6-9	2.2	1.5	2.6	2.4	1.1	3.1	1.9	1.9	1.9	2.2	1.6	0.9	1.5	4.1	5.8	4.0
5. 10-19	2.2	1.3	2.7	2.4	0.6	1.6	2.6	2.7	1.3	2.0	2.6	0.5	1.5	2.9	6.8	13.6
6. 20-39	1.3	1.3	1.5	1.8	-	1.2	2.6	1.0	0.2	1.3	1.7	0.4	1.1	0.3	4.8	5.4
7. 40 or more	0.6	0.6	0.6	0.8	-	0.5	0.9	0.5	0.3	0.5	1.2	0.1	0.3	0.5	2.5	1.4
<i>Item 21260 Subject A01b</i>	<i>N 2512</i>	<i>1097</i>	<i>1250</i>	<i>1604</i>	<i>308</i>	<i>520</i>	<i>683</i>	<i>860</i>	<i>448</i>	<i>1756</i>	<i>452</i>	<i>1131</i>	<i>670</i>	<i>243</i>	<i>399</i>	<i>33</i>
B047C: . . . during the last 30 days?																
1. 0 occasions	92.2	93.3	91.8	91.2	97.5	93.1	91.0	91.4	94.6	92.9	91.5	97.8	94.3	90.6	75.7	62.6
2. 1-2	4.5	3.6	4.8	4.7	1.6	4.6	4.7	4.4	4.2	4.3	3.5	1.7	3.7	5.7	12.4	13.7
3. 3-5	1.7	1.5	1.7	2.1	1.0	1.8	1.8	2.4	0.3	1.6	2.0	0.1	1.6	1.7	5.3	18.5
4. 6-9	0.6	0.5	0.5	0.6	-	-	0.7	0.9	0.5	0.5	0.8	0.1	-	1.5	2.0	3.8
5. 10-19	0.6	0.5	0.8	0.9	-	0.5	1.0	0.7	0.2	0.5	1.5	0.3	0.3	-	2.7	1.4
6. 20-39	0.3	0.3	0.3	0.4	-	-	0.8	0.1	-	0.2	0.8	-	-	-	1.7	-
7. 40 or more	0.1	0.2	*	0.1	-	-	-	0.1	0.3	0.1	-	*	-	0.5	0.2	-
<i>Item 21270 Subject A01c</i>	<i>N 2510</i>	<i>1095</i>	<i>1250</i>	<i>1602</i>	<i>308</i>	<i>518</i>	<i>684</i>	<i>860</i>	<i>448</i>	<i>1753</i>	<i>452</i>	<i>1130</i>	<i>668</i>	<i>243</i>	<i>400</i>	<i>33</i>
B048: In addition to non-prescription diet and stay-awake pills, there are other stimulants and pep pills which can be sold legally in most states without a prescription—usually by mail. These are sometimes called “fake pep pills,” “imitation speed,” or “look-alikes,” because they look like prescription amphetamines and sometimes have similar names. Other than the diet pills and stay-awake pills you have already told us about, on how many occasions (if any) have you taken other non-prescription stimulants or pep pills . . .																
B048A: . . . in your lifetime?																
1. 0 occasions	89.2	89.4	89.3	87.5	97.1	91.6	87.6	89.5	88.5	91.3	84.1	97.9	92.0	81.2	69.3	39.7
2. 1-2	4.8	4.1	5.2	5.0	1.6	4.1	4.7	4.6	6.3	4.3	4.4	1.4	4.8	15.0	7.0	17.7
3. 3-5	1.7	1.7	1.7	2.1	0.6	1.3	2.0	1.8	1.4	1.5	2.3	0.1	1.6	1.9	6.0	4.5
4. 6-9	1.3	1.3	1.2	1.7	0.3	1.6	1.3	1.0	1.3	1.0	2.3	0.2	0.5	-	5.3	8.7
5. 10-19	0.8	0.7	0.9	1.1	-	0.3	1.2	1.0	0.4	0.6	1.9	-	0.4	1.0	3.9	-
6. 20-39	0.9	0.9	0.9	1.0	-	0.2	0.8	1.3	1.2	0.4	2.1	0.1	0.4	-	3.8	13.1
7. 40 or more	1.3	1.9	0.7	1.7	0.4	0.9	2.5	0.7	0.8	0.8	2.9	0.2	0.4	0.9	4.7	16.2
<i>Item 21280 Subject A01a</i>	<i>N 2518</i>	<i>1105</i>	<i>1247</i>	<i>1608</i>	<i>309</i>	<i>517</i>	<i>692</i>	<i>862</i>	<i>447</i>	<i>1754</i>	<i>454</i>	<i>1133</i>	<i>671</i>	<i>246</i>	<i>396</i>	<i>35</i>
B048B: . . . during the last 12 months?																
1. 0 occasions	93.6	92.8	94.5	91.7	99.1	94.4	92.3	93.3	94.9	95.1	89.9	98.7	95.9	95.3	76.9	59.0
2. 1-2	3.0	3.1	2.8	4.1	0.1	3.2	2.5	3.8	2.1	2.4	3.5	0.9	2.5	3.4	8.4	20.7
3. 3-5	0.9	0.6	1.3	1.2	0.1	1.2	0.8	0.7	1.2	1.0	1.1	0.1	0.3	0.1	4.1	5.7
4. 6-9	0.8	1.1	0.4	0.9	0.2	0.6	1.1	0.7	0.6	0.4	1.8	0.1	0.3	-	3.4	6.8
5. 10-19	0.8	0.8	0.7	1.0	-	0.2	1.5	0.8	0.6	0.5	2.0	-	0.7	0.3	3.7	2.7
6. 20-39	0.5	1.0	0.1	0.7	-	-	0.9	0.5	0.3	0.3	1.2	-	0.2	-	2.2	5.1
7. 40 or more	0.4	0.6	0.2	0.4	0.4	0.3	0.8	0.1	0.3	0.3	0.5	0.1	0.1	0.9	1.2	-
<i>Item 21290 Subject A01b</i>	<i>N 2521</i>	<i>1105</i>	<i>1250</i>	<i>1609</i>	<i>309</i>	<i>519</i>	<i>690</i>	<i>865</i>	<i>447</i>	<i>1756</i>	<i>453</i>	<i>1132</i>	<i>672</i>	<i>246</i>	<i>398</i>	<i>35</i>

* = less than .05 percent.

DESCRIPTIVE RESULTS: 1997

61

QUESTIONNAIRE FORM 1 1997	TOTAL	SEX		RACE		REGION				COLLEGE PLANS?		ILLICIT DRUG USE: LIFETIME				
		M	F	White	Black	NE	NC	S	W	Yes	No	None	Mari- juana Only	Few Pills	More Pills	Any Her- oin
<i>N (Weighted No. of Cases):</i>	2696	1147	1284	1650	323	564	731	923	478	1794	478	1172	697	248	420	36
<i>% of Weighted Total:</i>	100.0	42.6	47.6	61.2	12.0	20.9	27.1	34.2	17.7	66.6	17.7	43.5	25.8	9.2	15.6	1.3
B048C: . . . during the last 30 days?																
1. 0 occasions	97.3	97.3	97.4	96.7	99.3	97.2	97.2	97.4	97.7	97.9	95.2	99.5	98.3	99.3	89.9	77.0
2. 1-2	1.3	0.9	1.4	1.5	0.3	2.0	0.6	1.4	1.1	1.3	0.9	0.2	0.8	0.4	5.0	8.4
3. 3-5	0.6	0.8	0.5	0.8	-	0.5	0.6	0.8	0.5	0.4	1.7	0.2	0.5	-	1.5	14.6
4. 6-9	0.3	0.3	0.4	0.4	-	0.1	0.8	0.2	-	0.1	1.1	-	0.3	-	1.3	-
5. 10-19	0.2	0.5	0.1	0.3	-	-	0.5	0.1	0.4	0.2	0.6	0.1	-	0.3	1.0	-
6. 20-39	0.1	0.1	0.2	0.2	-	-	0.3	0.1	-	*	0.4	-	0.1	-	0.6	-
7. 40 or more	0.1	0.2	-	-	0.4	0.2	-	-	0.3	*	0.1	-	-	-	0.7	-
<i>Item 21300 Subject A01c</i>	<i>N</i> 2522	1106	1250	1610	309	519	691	865	447	1756	454	1132	672	246	398	35
The next questions are about AMPHETAMINES, which doctors have prescribed to help people lose weight or to give people more energy. Drugstores are not supposed to sell them without a prescription from a doctor.																
Amphetamines are sometimes called: uppers, ups, speed, bennies, dexies, pep pills, diet pills, meth or crystal meth. They include the following drugs: Benzedrine, Dexedrine, Methedrine, Ritalin, Preludin, Dexamyl, Methamphetamine.																
IN YOUR ANSWERS ABOUT AMPHETAMINES, DO NOT INCLUDE ANY NON-PRESCRIPTION OR OVER- THE-COUNTER DRUGS.																
B049: Have you ever taken amphetamines because a doctor told you to use them?																
1. No	92.2	93.3	91.9	92.2	94.6	92.0	94.2	90.4	92.8	92.5	94.0	96.3	94.2	89.9	79.4	82.0
2. Yes, but I had already tried them on my own	2.0	1.7	1.9	1.9	1.8	2.7	1.7	2.2	1.4	1.3	1.8	0.4	-	1.1	9.7	15.6
3. Yes, and it was the first time I took any	5.8	5.1	6.2	5.9	3.6	5.3	4.1	7.4	5.8	6.2	4.2	3.4	5.8	9.0	10.9	2.4
<i>Item 2790 Subject A01j</i>	<i>N</i> 2520	1095	1263	1612	307	515	690	860	455	1755	455	1133	669	238	405	35
B050: On how many occasions (if any) have you taken amphetamines on your own—that is, without a doctor telling you to take them . . .																
B050A: . . . in your lifetime?																
1. 0 occasions	87.7	90.5	86.1	86.5	94.3	87.0	87.8	87.7	88.5	89.0	86.5	100.0	100.0	74.4	46.1	15.3
2. 1-2	4.0	2.5	4.7	3.9	2.2	4.7	3.2	4.0	4.2	3.8	2.9	-	-	25.6	7.8	15.6
3. 3-5	2.2	1.7	2.5	2.3	1.7	2.7	1.6	2.6	2.0	2.0	2.1	-	-	-	13.1	10.5
4. 6-9	1.8	1.3	2.1	2.0	0.6	2.0	1.9	2.1	1.0	1.8	1.2	-	-	-	10.3	14.9
5. 10-19	1.6	1.6	1.7	2.0	0.4	1.6	2.4	1.1	1.4	1.0	3.6	-	-	-	9.1	9.7
6. 20-39	0.8	0.7	0.9	0.9	0.4	0.6	1.0	0.5	1.5	0.6	1.5	-	-	-	3.8	16.3
7. 40 or more	1.8	1.6	2.0	2.4	0.4	1.4	2.2	2.0	1.4	1.7	2.2	-	-	-	9.7	17.7
<i>Item 980 Subject A01a</i>	<i>N</i> 2501	1091	1250	1603	307	513	686	857	446	1742	455	1131	661	243	399	35
B050B: . . . during the last 12 months?																
1. 0 occasions	92.2	93.6	91.5	91.1	96.9	92.2	91.5	91.5	94.6	93.4	90.9	100.0	100.0	91.1	61.1	42.8
2. 1-2	2.7	1.4	3.2	2.2	1.2	3.0	1.9	3.7	1.6	2.4	1.5	-	-	8.9	9.8	21.5
3. 3-5	1.5	1.6	1.6	2.1	0.5	1.9	1.2	1.9	0.8	1.4	1.6	-	-	-	9.1	6.9
4. 6-9	1.4	1.1	1.5	1.6	0.6	1.4	2.2	0.9	1.0	0.9	2.7	-	-	-	7.4	13.4
5. 10-19	0.8	0.9	0.8	1.1	0.4	0.3	1.4	1.0	0.4	0.6	1.6	-	-	-	4.9	3.5
6. 20-39	0.6	0.4	0.6	0.7	-	0.6	0.5	0.6	0.8	0.6	-	-	-	-	3.7	-
7. 40 or more	0.8	0.9	0.8	1.0	0.4	0.7	1.3	0.5	0.8	0.7	1.7	-	-	-	4.1	12.0
<i>Item 990 Subject A01b</i>	<i>N</i> 2502	1093	1251	1602	307	513	686	857	446	1743	457	1134	664	242	394	35
B050C: . . . during the last 30 days?																
1. 0 occasions	96.1	96.8	95.5	95.2	97.9	96.7	95.1	96.2	96.6	96.7	93.5	100.0	100.0	96.7	79.9	65.6
2. 1-2	1.8	1.1	2.2	2.0	1.0	2.0	1.8	2.2	1.1	1.6	2.0	-	-	3.3	8.1	16.6
3. 3-5	0.7	0.8	0.7	1.0	0.1	0.2	1.1	0.8	0.6	0.6	1.6	-	-	-	3.9	7.5
4. 6-9	0.6	0.8	0.4	0.6	1.0	0.4	1.0	0.1	0.7	0.3	1.6	-	-	-	3.0	5.9
5. 10-19	0.3	0.1	0.4	0.4	-	0.4	0.2	0.4	0.2	0.4	-	-	-	-	1.9	-
6. 20-39	0.4	0.2	0.5	0.5	-	-	0.9	0.3	0.3	0.3	0.8	-	-	-	2.4	-
7. 40 or more	0.2	0.2	0.2	0.2	-	0.3	-	0.1	0.5	0.1	0.5	-	-	-	0.7	4.5
<i>Item 1000 Subject A01c</i>	<i>N</i> 2498	1092	1248	1601	307	513	684	856	444	1743	455	1134	665	242	390	35

*=less than .05 percent.

†=excludes respondents for whom question was inappropriate.

QUESTIONNAIRE FORM 1 1997	TOTAL	SEX		RACE		REGION				COLLEGE PLANS?		ILLICIT DRUG USE: LIFETIME					
		M	F	White	Black	NE	NC	S	W	Yes	No	None	Mari- juana Only	Few Pills	More Pills	Any Her- oin	
<i>N (Weighted No. of Cases):</i>	2696	1147	1284	1650	323	564	731	923	478	1794	478	1172	697	248	420	36	
<i>% of Weighted Total:</i>	100.0	42.6	47.6	61.2	12.0	20.9	27.1	34.2	17.7	66.6	17.7	43.5	25.8	9.2	15.6	1.3	
B051G: At your home (or apartment or dorm)																	
1. Not at all	37.7	40.1	34.9	35.0	14.6	45.7	33.6	40.1	26.9	39.4	29.0	-	-	61.5	34.1	41.7	
2. A few of the times	24.6	26.6	22.4	23.9	29.0	19.3	29.7	22.3	27.1	21.0	32.2	-	-	13.2	25.1	32.8	
3. Some of the times	13.8	13.1	14.3	16.7	5.3	11.7	19.1	9.3	17.5	11.4	27.4	-	-	2.9	16.6	2.5	
4. Most of the times	12.6	8.1	16.9	14.6	23.0	7.3	10.2	17.7	12.1	15.6	3.7	-	-	7.2	14.3	4.6	
5. Every time	11.3	12.1	11.5	9.7	28.2	16.0	7.4	10.6	16.4	12.5	7.6	-	-	15.3	9.9	18.4	
<i>Item 2860 Subject A05c</i>	<i>N†</i>	186	71	100	139	9	37	58	70	21	113	39	-	-	19	148	18
B051H: At school																	
1. Not at all	43.8	41.8	43.7	41.1	32.2	37.3	43.6	45.0	51.6	42.5	43.2	-	-	79.5	40.0	36.5	
2. A few of the times	20.7	13.9	25.3	21.3	13.8	34.0	19.1	18.4	9.4	20.9	13.2	-	-	6.3	20.0	42.0	
3. Some of the times	17.1	18.0	15.6	18.0	5.3	23.0	15.0	16.7	13.5	17.5	20.9	-	-	7.0	20.5	-	
4. Most of the times	8.6	4.9	12.6	9.8	20.5	2.3	8.4	14.0	2.6	10.5	3.5	-	-	7.2	8.3	12.8	
5. Every time	9.8	21.4	2.9	9.7	28.2	3.5	13.9	5.9	22.9	8.6	19.2	-	-	-	11.3	8.7	
<i>Item 2880 Subject A05c</i>	<i>N†</i>	184	71	98	137	9	37	56	70	21	113	37	-	-	19	147	18
B051I: In a car																	
1. Not at all	48.9	44.4	48.6	41.5	56.6	61.8	45.1	44.6	51.4	52.8	28.7	-	-	83.3	48.4	17.6	
2. A few of the times	23.2	22.7	24.1	25.2	29.0	20.7	25.8	24.8	14.8	21.4	25.2	-	-	16.7	23.2	29.3	
3. Some of the times	16.7	22.4	13.9	21.5	-	13.9	19.1	18.9	7.5	16.0	30.0	-	-	-	17.5	27.2	
4. Most of the times	7.9	3.9	11.8	10.0	-	-	8.6	11.7	6.6	6.7	12.0	-	-	-	7.7	17.1	
5. Every time	3.4	6.5	1.6	1.9	14.4	3.5	1.4	-	19.6	3.0	4.1	-	-	-	3.2	8.7	
<i>Item 2890 Subject A05c</i>	<i>N†</i>	185	71	100	138	9	36	58	70	21	113	39	-	-	19	148	18
B052: How many of the times when you used amphetamines during the last year did you use them along with each of the following drugs—that is, so that their effects overlapped?																	
B052A: With alcohol																	
1. Not at all	50.3	53.0	52.7	49.6	52.9	55.2	57.2	44.6	41.9	53.1	44.7	-	-	70.7	48.7	41.1	
2. A few of the times	24.9	17.8	26.4	26.0	13.7	22.5	28.3	22.0	29.3	23.7	23.0	-	-	25.2	25.8	15.8	
3. Some of the times	8.7	6.4	9.4	7.9	13.8	4.5	4.2	13.0	14.3	6.2	18.0	-	-	-	7.2	32.5	
4. Most of the times	9.9	10.3	10.6	10.9	5.1	12.1	6.5	11.1	11.5	11.2	9.6	-	-	-	11.6	6.7	
5. Every time	6.2	12.5	1.0	5.6	14.4	5.8	3.7	9.3	3.1	5.8	4.7	-	-	4.1	6.7	3.8	
<i>Item 2900 Subject A01h</i>	<i>N†</i>	184	69	101	138	9	36	57	70	21	113	38	-	-	20	148	17
B052B: With marijuana																	
1. Not at all	51.3	43.7	62.9	52.5	65.7	45.1	58.8	46.1	58.1	55.3	59.9	-	-	97.0	48.6	24.2	
2. A few of the times	20.6	18.9	19.2	19.5	15.1	26.2	25.6	14.6	16.0	17.4	12.2	-	-	-	22.9	22.8	
3. Some of the times	11.2	14.0	6.2	10.7	-	15.2	4.1	18.4	-	9.2	13.9	-	-	-	11.8	18.5	
4. Most of the times	8.5	8.9	8.5	7.8	19.2	5.9	6.4	8.4	20.0	8.5	6.0	-	-	-	10.0	5.4	
5. Every time	8.4	14.4	3.2	9.5	-	7.6	5.0	12.6	6.0	9.6	7.9	-	-	3.0	6.7	29.1	
<i>Item 2910 Subject A01h</i>	<i>N†</i>	184	69	101	139	9	36	59	69	20	114	37	-	-	19	148	17
B052C: With LSD																	
1. Not at all	90.3	87.5	92.2	89.7	85.6	89.8	94.2	89.8	82.4	90.4	89.2	-	-	97.0	92.8	62.7	
2. A few of the times	5.7	6.4	4.8	6.0	-	1.2	3.2	8.7	10.6	5.3	9.1	-	-	3.0	3.2	28.8	
3. Some of the times	1.7	3.1	1.0	2.3	-	-	2.6	1.5	3.2	1.9	1.8	-	-	-	1.1	8.5	
4. Most of the times	0.4	1.1	-	0.6	-	-	-	-	3.9	0.7	-	-	-	-	0.5	-	
5. Every time	1.8	1.9	2.0	1.5	14.4	9.0	-	-	-	1.8	-	-	-	-	2.3	-	
<i>Item 2920 Subject A01h</i>	<i>N†</i>	180	68	98	135	9	36	56	68	20	113	36	-	-	19	144	17
B052D: With psychedelics other than LSD																	
1. Not at all	94.9	89.8	97.7	94.2	95.2	98.8	96.9	93.1	87.8	93.5	95.6	-	-	100.0	95.8	81.8	
2. A few of the times	3.6	8.2	0.9	4.4	4.8	1.2	3.1	6.3	-	5.4	-	-	-	-	3.3	10.3	
3. Some of the times	0.8	-	1.4	0.3	-	-	-	0.7	4.9	0.4	2.6	-	-	-	-	8.0	
4. Most of the times	0.8	2.0	-	1.0	-	-	-	-	7.3	0.7	1.8	-	-	-	1.0	-	
5. Every time	-	-	-	-	-	-	-	-	-	-	-	-	-	-	-	-	
<i>Item 2930 Subject A01h</i>	<i>N†</i>	182	69	99	138	9	36	58	69	19	113	36	-	-	19	146	17

†=excludes respondents for whom question was inappropriate.

MONITORING THE FUTURE

QUESTIONNAIRE FORM 1 1997	TOTAL	SEX		RACE		REGION				COLLEGE PLANS?		ILLCIT DRUG USE: LIFETIME				
		M	F	White	Black	NE	NC	S	W	Yes	No	None	Mari- juana Only	Few Pills	More Pills	Any Her- oin
<i>N (Weighted No. of Cases):</i>	2696	1147	1284	1650	323	564	731	923	478	1794	478	1172	697	248	420	36
<i>% of Weighted Total:</i>	100.0	42.6	47.6	61.2	12.0	20.9	27.1	34.2	17.7	66.6	17.7	43.5	25.8	9.2	15.6	1.3
B053: What have been the most important reasons for your taking amphetamines without a doctor's orders? (Mark all that apply.)																
A. To experiment—to see what it's like	57.9	56.9	57.4	56.5	65.2	67.3	54.5	59.2	46.3	59.8	47.4	-	-	66.7	56.8	57.9
B. To relax or relieve tension	33.3	30.5	38.6	35.7	28.2	35.6	18.1	46.2	27.7	33.8	38.3	-	-	30.7	30.1	61.2
C. To feel good or get high	45.6	46.0	42.0	43.4	39.9	56.3	38.6	40.8	60.8	45.4	43.6	-	-	35.0	44.8	62.2
D. To seek deeper insights and understanding	7.0	11.0	2.4	5.6	14.4	17.8	2.7	3.1	12.2	3.9	8.2	-	-	5.7	6.5	12.5
E. To have a good time with my friends	32.5	33.0	32.1	30.2	19.5	39.5	30.7	26.4	44.3	32.2	32.3	-	-	41.7	29.7	45.5
F. To fit in with a group I like	2.5	3.4	2.2	1.6	19.5	3.5	-	1.3	11.0	2.4	1.7	-	-	-	2.7	3.5
G. To get away from my problems or troubles	19.7	16.3	21.8	18.8	28.3	18.8	11.9	23.8	28.7	18.7	20.9	-	-	15.5	18.9	30.2
H. Because of boredom, nothing else to do	22.9	20.6	22.0	19.2	13.8	31.8	22.5	16.6	28.7	20.2	29.9	-	-	34.5	16.1	65.9
I. Because of anger or frustration	14.3	18.1	12.2	15.2	-	13.4	20.6	6.6	23.9	12.3	22.3	-	-	2.5	14.9	21.4
J. To get through the day	29.6	36.9	25.4	30.5	27.6	13.2	41.0	22.8	49.6	28.3	37.5	-	-	13.6	31.1	33.5
K. To increase the effects of some other drug(s)	15.0	20.1	8.7	14.4	-	11.9	11.3	16.8	23.9	15.5	14.9	-	-	3.2	13.5	38.1
L. To decrease (offset) the effects of some other drug(s)	2.4	-	4.3	2.4	-	-	4.6	-	8.1	2.3	4.5	-	-	-	2.3	5.2
M. To stay awake	47.7	46.0	49.1	48.2	19.0	42.7	52.4	45.1	52.4	50.2	42.4	-	-	29.1	47.8	65.8
N. To get more energy	56.2	58.1	55.8	59.8	19.0	48.1	59.8	60.7	46.6	58.3	55.6	-	-	34.7	56.2	77.7
O. To help me lose weight	34.4	16.0	48.7	37.0	28.3	17.8	33.4	41.4	43.5	41.7	22.8	-	-	48.6	36.0	8.2
P. Because I am "hooked"—I feel I have to have them	4.4	3.0	5.1	3.1	-	2.3	3.9	3.4	12.1	5.1	3.7	-	-	-	5.0	3.5
<i>Item 2940-3090 Subject A06a</i> <i>N†</i>	180	67	99	137	9	36	55	67	21	110	38	-	-	18	144	18
B054: When you take amphetamines, how high do you usually get?																
1. Not at all high	15.9	9.8	20.7	16.3	30.6	8.0	9.4	25.3	14.4	16.9	19.0	-	-	21.7	14.6	20.9
2. A little high	27.5	28.6	26.3	29.1	5.3	34.7	26.7	28.9	12.8	24.7	29.4	-	-	37.1	29.2	5.7
3. Moderately high	23.4	31.3	18.7	24.4	21.0	44.3	23.4	14.7	17.4	24.5	24.2	-	-	5.0	23.3	45.1
4. Very high	15.4	19.3	11.3	12.6	-	8.2	15.3	12.4	37.9	13.5	19.2	-	-	16.6	13.8	28.3
5. I don't take them to get high	17.8	10.9	23.0	17.6	43.2	4.7	25.1	18.6	17.5	20.4	8.2	-	-	19.5	19.1	-
<i>Item 3100 Subject A01e</i> <i>N†</i>	182	68	101	139	8	35	56	71	21	112	39	-	-	19	143	18
B055: When you take amphetamines, how long do you usually stay high?																
1. Usually don't get high	28.8	13.8	40.3	29.6	56.3	11.8	30.9	37.8	21.6	31.1	30.7	-	-	37.3	29.8	12.7
2. One to two hours	26.8	36.1	20.5	28.3	21.7	20.2	33.4	28.0	16.0	24.2	27.6	-	-	28.5	27.5	19.6
3. Three to six hours	29.8	29.8	27.5	28.7	5.9	61.6	19.6	24.3	21.8	30.5	19.8	-	-	11.5	31.5	35.7
4. Seven to 24 hours	12.6	17.9	10.0	12.7	16.1	6.4	14.2	8.5	33.6	12.7	17.8	-	-	22.8	9.9	23.3
5. More than 24 hours	1.9	2.4	1.7	0.7	-	-	1.8	1.4	7.1	1.6	4.1	-	-	-	1.3	8.7
<i>Item 3110 Subject A01f</i> <i>N†</i>	178	67	99	138	8	35	54	69	20	111	38	-	-	18	142	18
B056: What amphetamines have you taken during the last year without a doctor's orders? (Mark all that apply.)																
A. Benzedrine	3.2	5.2	2.2	4.2	-	5.6	5.6	-	3.8	1.7	5.6	-	-	-	3.3	5.7
B. Dexedrine	12.0	14.6	10.2	13.2	5.6	7.9	12.7	14.6	8.1	8.9	14.5	-	-	3.9	12.3	18.0
C. Methedrine	6.6	7.0	5.3	6.9	5.6	6.4	3.2	8.6	8.6	8.1	2.5	-	-	-	6.5	14.5
D. Ritalin (Methylphenidate)	39.6	43.2	36.4	39.8	38.2	54.2	32.9	37.8	37.3	44.1	31.8	-	-	13.6	43.3	38.4
E. Preludin	2.1	2.6	2.0	2.8	-	-	7.2	-	-	0.2	7.9	-	-	-	2.5	1.1
F. Dexamyl	3.5	7.3	1.3	4.5	-	2.3	5.3	3.7	-	4.5	-	-	-	-	3.3	8.2
G. Methamphetamine	15.1	8.3	19.1	12.6	21.7	13.2	3.4	20.3	30.3	13.4	17.7	-	-	7.2	11.5	50.9
H. Crystal meth	24.6	27.0	23.2	22.8	16.2	26.2	18.3	21.0	51.2	23.8	32.1	-	-	11.1	18.8	84.1
I. Other	35.6	31.8	39.1	36.9	48.5	20.0	31.6	42.8	47.8	36.1	40.4	-	-	25.6	38.2	26.2
J. Don't know the names of some amphetamines I have used	38.6	32.8	43.6	37.9	56.6	50.1	38.7	34.1	34.1	31.7	55.8	-	-	45.8	36.6	46.8
<i>Item 3120-3200 Subject A01i</i> <i>N†</i>	177	67	97	135	8	35	52	70	20	109	37	-	-	19	139	18
B057: What methods have you used for taking amphetamines during the last year? (Mark all that apply.)																
A. By mouth	84.6	87.6	84.6	89.8	83.3	81.5	86.6	87.8	72.8	80.7	96.3	-	-	72.9	86.9	78.1
B. Smoking	15.7	20.8	13.9	15.8	16.7	19.9	10.0	14.7	27.8	13.9	20.3	-	-	2.3	13.4	49.2
C. Injection	2.6	2.6	3.0	2.9	-	9.0	-	1.3	3.1	1.8	7.0	-	-	-	-	26.0
D. Other	29.2	27.0	29.0	24.6	15.3	27.1	28.7	20.9	63.7	31.4	23.4	-	-	24.8	26.3	57.7
<i>Item 3210-3230 Subject A05d</i> <i>N†</i>	181	68	100	139	8	35	56	71	20	112	39	-	-	19	143	18

†=excludes respondents for whom question was inappropriate.

DESCRIPTIVE RESULTS: 1997

65

QUESTIONNAIRE FORM 1 1997	TOTAL	SEX		RACE		REGION				COLLEGE PLANS?		ILLICIT DRUG USE: LIFETIME				
		M	F	White	Black	NE	NC	S	W	Yes	No	None	Mari- juana Only	Few Pills	More Pills	Any Her- oin
<i>N (Weighted No. of Cases):</i> <i>% of Weighted Total:</i>	2696 100.0	1147 42.6	1284 47.6	1650 61.2	323 12.0	564 20.9	731 27.1	923 34.2	478 17.7	1794 66.6	478 17.7	1172 43.5	697 25.8	248 9.2	420 15.6	36 1.3
B058: Have you ever tried to stop using amphetamines and found that you couldn't stop?																
1. Yes	7.9	7.2	9.5	6.7	-	2.4	10.8	6.5	14.5	8.4	8.6	-	-	5.7	7.6	13.3
2. No	92.1	92.8	90.5	93.3	100.0	97.6	89.2	93.5	85.5	91.6	91.4	-	-	94.3	92.4	86.7
<i>Item 3240 Subject A01i</i>	<i>N†</i> 181	68	100	139	8	35	56	71	20	112	39	-	-	19	143	18
B059: Do you think you will be using amphetamines without a doctor's orders five years from now?																
1. I definitely will	0.8	1.0	0.5	0.7	0.2	0.8	0.9	0.6	1.2	0.7	0.9	0.4	0.7	0.5	2.1	5.8
2. I probably will	3.0	1.9	4.1	3.0	2.3	2.4	2.7	3.7	2.9	2.8	3.1	0.4	1.6	1.4	14.0	9.5
3. I probably will not	19.3	17.1	20.1	20.4	10.1	24.7	17.9	17.9	17.8	18.5	19.2	13.4	17.8	27.5	33.8	38.7
4. I definitely will not	76.9	80.1	75.2	75.9	87.4	72.1	78.5	77.8	78.1	77.9	76.8	85.8	80.0	70.6	50.1	45.9
<i>Item 3250 Subject A04a</i>	<i>N</i> 2449	1075	1239	1580	303	496	670	846	438	1727	453	1116	653	236	367	35
The next questions are about QUAALUDES (Methaqualone).																
Quaaludes are sometimes called: soapers, quads, ludes.																
B060: On how many occasions (if any) have you taken quaaludes on your own— that is, without a doctor telling you to take them . . .																
B060A: . . . in your lifetime?																
1. 0 occasions	98.3	97.8	99.1	98.2	99.6	97.6	98.3	98.6	98.7	98.9	97.3	100.0	100.0	99.2	93.4	57.5
2. 1-2	0.8	1.2	0.5	1.0	-	1.4	0.5	1.0	0.6	0.7	1.2	-	-	0.8	3.7	14.3
3. 3-5	0.3	0.3	0.2	0.3	-	0.3	0.6	0.1	0.1	0.3	-	-	-	-	0.7	13.9
4. 6-9	0.2	0.1	0.2	0.1	0.4	0.2	-	0.3	0.3	-	0.5	-	-	-	0.3	9.1
5. 10-19	0.1	0.1	-	*	-	0.3	-	*	-	*	-	-	-	-	0.5	-
6. 20-39	0.1	0.1	-	0.1	-	-	0.2	-	-	-	0.3	-	-	-	0.4	-
7. 40 or more	0.2	0.4	0.1	0.3	-	0.2	0.5	-	0.3	0.1	0.8	-	-	-	1.0	5.2
<i>Item 1010 Subject A01a</i>	<i>N</i> 2484	1095	1244	1602	305	507	679	850	447	1742	456	1136	657	236	384	35
B060B: . . . during the last 12 months?																
1. 0 occasions	99.0	99.2	99.1	99.0	99.6	98.7	99.2	99.1	99.1	99.6	97.7	100.0	100.0	99.8	95.9	77.6
2. 1-2	0.6	0.3	0.8	0.7	0.4	0.9	0.2	0.8	0.5	0.4	1.0	-	-	0.2	2.1	18.0
3. 3-5	0.1	-	0.1	0.1	-	-	-	0.1	0.1	-	0.2	-	-	-	0.2	2.7
4. 6-9	0.1	*	-	*	-	0.3	-	-	-	*	-	-	-	-	0.4	-
5. 10-19	0.1	0.3	*	0.2	-	-	0.5	-	-	*	0.6	-	-	-	0.8	-
6. 20-39	0.1	0.2	-	0.1	-	-	0.2	-	0.1	-	0.5	-	-	-	0.4	1.8
7. 40 or more	*	0.1	-	-	-	-	-	-	0.2	-	-	-	-	-	0.2	-
<i>Item 1020 Subject A01b</i>	<i>N</i> 2483	1094	1244	1602	305	506	679	850	447	1742	456	1136	657	236	384	35
B060C: . . . during the last 30 days?																
1. 0 occasions	99.7	99.7	99.9	99.9	99.6	99.7	99.7	100.0	99.4	99.9	99.3	100.0	100.0	100.0	98.9	94.1
2. 1-2	0.2	0.1	0.1	0.1	0.4	0.3	0.3	-	0.3	*	0.6	-	-	-	0.8	4.1
3. 3-5	*	*	*	*	-	0.1	*	-	-	*	-	-	-	-	0.2	-
4. 6-9	-	-	-	-	-	-	-	-	-	-	-	-	-	-	-	-
5. 10-19	-	-	-	-	-	-	-	-	-	-	-	-	-	-	-	-
6. 20-39	*	0.1	-	-	-	-	-	-	0.1	-	0.1	-	-	-	-	1.8
7. 40 or more	*	0.1	-	-	-	-	-	-	0.2	-	-	-	-	-	0.2	-
<i>Item 1030 Subject A01c</i>	<i>N</i> 2483	1094	1244	1602	305	506	679	850	447	1742	456	1136	657	236	384	35
The next questions are about BARBITURATES, which doctors sometimes prescribe to help people relax or get to sleep. Drugstores are not supposed to sell them without a prescription.																
Barbiturates are sometimes called: downs, downers, goofballs, yellows, reds, blues, rainbows. They include the following drugs: Phenobarbital, Seconal, Tuinal, Nembutal, Luminal, Desbutal, Amytal.																

†=excludes respondents for whom question was inappropriate.*=less than .05 percent.

MONITORING THE FUTURE

QUESTIONNAIRE FORM 1 1997	TOTAL	SEX		RACE		REGION				COLLEGE PLANS?		ILLICIT DRUG USE: LIFETIME				
		M	F	White	Black	NE	NC	S	W	Yes	No	None	Mari- juana Only	Few Pills	More Pills	Any Her- oin
<i>N (Weighted No. of Cases):</i>	2696	1147	1284	1650	323	564	731	923	478	1794	478	1172	697	248	420	36
<i>% of Weighted Total:</i>	100.0	42.6	47.6	61.2	12.0	20.9	27.1	34.2	17.7	66.6	17.7	43.5	25.8	9.2	15.6	1.3
B061: Have you ever taken barbiturates because a doctor told you to use them?																
1. No	97.0	97.8	96.2	97.1	97.6	97.0	97.3	97.2	96.1	96.6	97.7	98.4	97.3	93.9	94.7	87.3
2. Yes, but I had already tried them on my own	0.5	0.5	0.4	0.4	0.2	0.5	0.4	0.3	0.8	0.3	0.9	0.1	-	0.3	1.5	12.7
3. Yes, and it was the first time I took any	2.6	1.7	3.3	2.5	2.3	2.5	2.3	2.5	3.1	3.0	1.4	1.5	2.7	5.8	3.8	-
<i>Item 3280 Subject A01j</i>	<i>N</i> 2472	1088	1248	1601	302	503	680	847	443	1743	452	1125	647	236	392	34
B062: On how many occasions (if any) have you taken barbiturates on your own—that is, without a doctor telling you to take them . . .																
B062A: . . . in your lifetime?																
1. 0 occasions	95.6	95.6	95.9	94.7	99.1	95.0	95.9	95.3	96.5	96.6	94.2	100.0	100.0	91.5	82.5	39.2
2. 1-2	2.3	1.5	2.9	2.8	-	2.4	2.4	2.4	2.2	1.9	2.7	-	-	8.5	6.5	37.6
3. 3-5	0.8	1.1	0.4	1.0	0.1	1.7	0.5	0.8	0.2	0.7	0.8	-	-	-	5.1	-
4. 6-9	0.2	0.4	0.1	0.3	-	0.4	0.4	0.1	0.1	0.2	0.1	-	-	-	0.7	10.3
5. 10-19	0.3	0.5	0.2	0.3	0.4	0.2	*	0.6	0.4	0.3	0.6	-	-	-	1.8	3.6
6. 20-39	0.2	0.1	0.3	0.2	0.4	-	0.1	0.4	0.2	0.1	0.6	-	-	-	0.7	5.8
7. 40 or more	0.5	0.7	0.2	0.5	-	0.2	0.7	0.5	0.3	0.3	0.9	-	-	-	2.6	3.5
<i>Item 1040 Subject A01a</i>	<i>N</i> 2478	1094	1244	1600	306	503	680	850	445	1747	457	1135	650	236	388	34
B062B: . . . during the last 12 months?																
1. 0 occasions	97.0	96.8	97.3	96.3	99.1	96.7	97.5	96.3	97.8	97.7	95.4	100.0	100.0	96.4	86.1	62.0
2. 1-2	1.8	1.6	1.9	2.4	0.1	2.2	1.2	2.4	1.0	1.5	2.2	-	-	3.6	6.7	29.7
3. 3-5	0.6	0.9	0.4	0.7	0.4	0.8	0.6	0.4	0.8	0.4	1.0	-	-	-	3.5	5.5
4. 6-9	0.1	*	0.2	0.2	0.2	0.2	-	0.3	-	0.1	0.5	-	-	-	0.6	2.8
5. 10-19	0.3	0.3	0.2	0.3	-	-	0.5	0.3	0.1	0.2	0.3	-	-	-	1.6	-
6. 20-39	0.2	0.4	*	0.2	0.2	-	0.2	0.3	0.3	*	0.6	-	-	-	1.4	-
7. 40 or more	-	-	-	-	-	-	-	-	-	-	-	-	-	-	-	-
<i>Item 1050 Subject A01b</i>	<i>N</i> 2479	1093	1245	1601	306	504	680	850	446	1747	457	1135	653	235	388	34
B062C: . . . during the last 30 days?																
1. 0 occasions	98.6	98.6	98.6	98.3	99.3	98.7	98.4	98.2	99.2	99.0	97.3	100.0	100.0	99.3	91.9	91.7
2. 1-2	1.0	0.9	1.1	1.3	0.1	1.0	1.0	1.5	0.1	0.8	2.0	-	-	0.7	5.8	4.7
3. 3-5	0.3	0.3	0.2	0.2	0.4	0.3	0.4	0.1	0.4	0.1	0.4	-	-	-	1.3	3.6
4. 6-9	0.1	0.1	*	0.1	-	-	0.2	0.1	-	*	0.3	-	-	-	0.7	-
5. 10-19	*	0.1	-	*	-	-	-	-	0.2	*	-	-	-	-	0.2	-
6. 20-39	*	-	*	-	0.2	-	-	0.1	-	-	-	-	-	-	0.1	-
7. 40 or more	-	-	-	-	-	-	-	-	-	-	-	-	-	-	-	-
<i>Item 1060 Subject A01c</i>	<i>N</i> 2476	1092	1243	1600	306	503	679	849	446	1747	456	1135	652	235	385	34
B063: Do you think you will be using barbiturates without a doctor's prescription five years from now?																
1. I definitely will	0.8	1.1	0.6	0.9	-	0.7	0.8	0.8	1.0	0.8	0.5	0.6	0.5	0.7	2.0	1.3
2. I probably will	1.0	0.7	1.2	0.8	0.6	1.2	0.7	1.0	1.1	0.7	1.8	0.1	0.2	0.6	3.8	15.1
3. I probably will not	14.6	13.3	15.3	16.4	5.3	19.0	14.2	12.9	13.6	14.2	14.7	9.8	14.0	21.5	25.5	26.1
4. I definitely will not	83.6	85.0	82.9	81.9	94.1	79.0	84.4	85.4	84.3	84.3	83.0	89.5	85.3	77.2	68.7	57.6
<i>Item 3720 Subject A04a</i>	<i>N</i> 2480	1091	1252	1604	306	504	682	853	441	1744	460	1130	654	238	383	35
The next questions are about TRANQUILIZERS, which doctors sometimes prescribe to calm people down, quiet their nerves, or relax their muscles.																
They include the following drugs: Librium, Valium, Miltown, Equanil, Meproamate, Serax, Atarax, Tranxene, Vistaril.																
B064: Have you ever taken tranquilizers because a doctor told you to use them?																
1. No	93.9	94.3	93.4	93.8	97.7	94.9	94.4	94.4	91.1	93.7	94.0	96.9	96.4	87.5	85.5	86.3
2. Yes, but I had already tried them on my own	1.0	1.1	0.9	1.3	-	1.1	0.8	1.0	1.3	0.7	2.3	-	-	0.7	5.1	9.6
3. Yes, and it was the first time I took any	5.1	4.7	5.7	4.9	2.3	4.0	4.8	4.5	7.6	5.7	3.7	3.1	3.6	11.7	9.4	4.1
<i>Item 3730 Subject A01j</i>	<i>N</i> 2487	1095	1252	1610	306	505	683	857	442	1750	457	1131	656	238	392	35

* = less than .05 percent.

DESCRIPTIVE RESULTS: 1997

67

QUESTIONNAIRE FORM 1 1997	TOTAL	SEX		RACE		REGION				COLLEGE PLANS?		ILLICIT DRUG USE: LIFETIME				
		M	F	White	Black	NE	NC	S	W	Yes	No	None	Mari- juana Only	Few Pills	More Pills	Any Her- oin
<i>N (Weighted No. of Cases):</i>	2696	1147	1284	1650	323	564	731	923	478	1794	478	1172	697	248	420	36
<i>% of Weighted Total:</i>	100.0	42.6	47.6	61.2	12.0	20.9	27.1	34.2	17.7	66.6	17.7	43.5	25.8	9.2	15.6	1.3
B065: On how many occasions (if any) have you taken tranquilizers on your own—that is, without a doctor telling you to take them . . .																
B065A: . . . in your lifetime?																
1. 0 occasions	94.0	94.6	93.8	93.1	98.8	93.9	95.4	92.4	95.3	95.1	92.5	100.0	100.0	89.3	73.4	45.4
2. 1-2	3.3	2.6	4.1	3.7	0.8	3.0	2.7	4.3	2.9	3.1	3.1	-	-	10.7	13.0	20.5
3. 3-5	1.0	1.0	0.9	1.2	-	1.8	0.2	1.0	1.1	0.8	1.4	-	-	-	4.8	14.7
4. 6-9	0.6	0.8	0.4	0.9	-	-	0.8	1.2	-	0.4	1.4	-	-	-	4.0	-
5. 10-19	0.3	0.2	0.3	0.3	0.4	0.6	0.2	0.2	0.3	0.1	0.7	-	-	-	1.5	6.4
6. 20-39	0.2	0.2	0.3	0.3	-	0.1	0.3	0.3	0.1	0.2	0.6	-	-	-	0.5	9.6
7. 40 or more	0.5	0.7	0.2	0.6	-	0.6	0.4	0.5	0.3	0.4	0.3	-	-	-	2.9	3.4
<i>Item 1070 Subject A01a</i>	<i>N</i> 2470	1088	1245	1604	303	500	680	847	443	1740	454	1129	652	236	387	35
B065B: . . . during the last 12 months?																
1. 0 occasions	96.4	95.9	97.1	95.8	99.6	96.1	97.4	95.2	97.7	97.5	95.1	100.0	100.0	95.4	83.3	65.3
2. 1-2	2.1	2.1	2.1	2.4	-	1.9	1.3	3.1	1.6	1.6	1.8	-	-	4.6	8.6	20.0
3. 3-5	0.5	0.8	0.3	0.7	-	1.6	-	0.4	-	0.4	1.0	-	-	-	2.6	4.5
4. 6-9	0.5	0.6	0.3	0.5	0.4	0.2	0.8	0.6	0.3	0.2	1.5	-	-	-	2.5	8.4
5. 10-19	0.3	0.4	0.1	0.3	-	0.1	-	0.6	0.3	0.3	0.1	-	-	-	1.6	1.8
6. 20-39	0.2	0.2	0.1	0.2	-	-	0.4	0.1	0.2	*	0.3	-	-	-	1.3	-
7. 40 or more	*	-	0.1	-	-	0.1	-	-	-	-	0.1	-	-	-	0.2	-
<i>Item 1080 Subject A01b</i>	<i>N</i> 2474	1090	1244	1605	304	502	682	848	442	1741	454	1132	653	236	387	35
B065C: . . . during the last 30 days?																
1. 0 occasions	98.7	98.4	99.1	98.5	99.6	99.2	98.8	98.0	99.2	99.3	97.2	100.0	100.0	99.4	92.7	92.1
2. 1-2	0.7	0.8	0.5	0.8	-	0.8	0.3	1.1	0.2	0.5	0.9	-	-	0.6	3.8	-
3. 3-5	0.4	0.5	0.2	0.5	-	-	0.5	0.6	0.2	0.1	1.2	-	-	-	2.2	2.7
4. 6-9	0.2	0.2	0.1	0.1	0.4	-	0.2	0.1	0.4	0.1	0.7	-	-	-	0.6	5.3
5. 10-19	0.1	-	0.1	0.1	-	-	0.2	-	-	-	-	-	-	-	0.4	-
6. 20-39	*	*	-	*	-	-	-	0.1	-	*	-	-	-	-	0.3	-
7. 40 or more	-	-	-	-	-	-	-	-	-	-	-	-	-	-	-	-
<i>Item 1090 Subject A01c</i>	<i>N</i> 2474	1089	1244	1604	304	501	682	849	442	1741	454	1132	653	236	387	35
IF YOU HAVE NOT TAKEN TRANQUILIZERS IN THE LAST TWELVE MONTHS, GO TO Q.B073.																
THE FOLLOWING QUESTIONS REFER ONLY TO TAKING TRANQUILIZERS WITHOUT A DOCTOR'S ORDERS. IF YOU HAVE NOT DONE THIS IN THE LAST TWELVE MONTHS, GO TO Q.B073.																
B066: When you used tranquilizers during the last year, how often did you use them in each of the following situations?																
B066A: When you were alone																
1. Not at all	51.8	49.2	49.9	50.0	-	88.6	36.7	45.1	35.7	61.3	27.4	-	-	54.9	50.1	58.4
2. A few of the times	17.6	10.5	23.6	18.0	-	11.4	16.7	22.6	9.7	19.7	17.1	-	-	17.5	19.1	13.8
3. Some of the times	15.9	22.8	10.1	16.2	100.0	-	27.1	15.7	27.2	5.8	46.3	-	-	-	16.2	21.5
4. Most of the times	4.2	9.6	-	3.5	-	-	-	3.3	27.3	4.2	9.2	-	-	7.9	3.5	6.3
5. Every time	10.5	7.8	16.5	12.3	-	-	19.5	13.3	-	9.0	-	-	-	19.7	11.2	-
<i>Item 3740 Subject A05a</i>	<i>N†</i> 81	36	35	59	1	18	18	38	8	37	21	-	-	10	59	10
B066B: With just 1 or 2 other people																
1. Not at all	27.6	31.4	23.4	27.7	-	31.0	30.6	27.3	14.4	31.9	3.0	-	-	43.9	27.6	4.5
2. A few of the times	35.8	20.7	53.0	35.6	-	36.9	19.6	43.7	31.0	36.4	41.7	-	-	48.2	33.9	44.1
3. Some of the times	19.0	28.7	7.5	16.9	100.0	2.7	39.8	11.2	46.6	6.3	46.9	-	-	7.9	17.8	29.5
4. Most of the times	7.1	8.8	3.9	7.4	-	9.5	-	9.2	7.9	11.7	3.1	-	-	-	8.0	10.7
5. Every time	10.5	10.4	12.2	12.4	-	20.0	10.0	8.6	-	13.6	5.4	-	-	-	12.6	11.2
<i>Item 3750 Subject A05b</i>	<i>N†</i> 81	36	35	59	1	18	18	38	8	37	21	-	-	10	59	10

†=excludes respondents for whom question was inappropriate.*=less than .05 percent.

MONITORING THE FUTURE

QUESTIONNAIRE FORM 1 1997	TOTAL	SEX		RACE		REGION				COLLEGE PLANS?		ILLICIT DRUG USE: LIFETIME					
		M	F	White	Black	NE	NC	S	W	Yes	No	None	Mari- juana Only	Few Pills	More Pills	Any Her- oin	
<i>N (Weighted No. of Cases):</i>	2696	1147	1284	1650	323	564	731	923	478	1794	478	1172	697	248	420	36	
<i>% of Weighted Total:</i>	100.0	42.6	47.6	61.2	12.0	20.9	27.1	34.2	17.7	66.6	17.7	43.5	25.8	9.2	15.6	1.3	
B066C: At a party																	
1. Not at all	47.6	39.1	62.0	45.5	-	45.3	50.3	43.8	64.8	51.1	31.7	-	-	69.1	45.8	23.0	
2. A few of the times	13.0	4.8	16.2	9.3	100.0	7.4	10.0	16.5	15.4	13.5	5.9	-	-	30.9	10.0	16.7	
3. Some of the times	16.4	24.7	7.3	17.8	-	9.0	27.1	15.8	11.8	9.2	36.6	-	-	-	21.1	9.4	
4. Most of the times	10.7	10.3	9.4	12.6	-	13.5	-	16.7	-	11.3	15.7	-	-	-	9.3	32.2	
5. Every time	12.3	21.1	5.1	14.9	-	24.8	12.6	7.2	7.9	14.9	10.0	-	-	-	13.8	18.7	
<i>Item 3760 Subject A05c</i>	<i>N†</i>	81	36	35	59	1	18	18	38	8	37	21	-	-	10	59	10
B066D: When your date or spouse was present																	
1. Not at all	62.0	56.6	69.1	60.4	-	75.6	58.3	60.9	45.4	63.7	48.4	-	-	100.0	60.7	34.8	
2. A few of the times	12.9	9.6	12.0	10.8	100.0	9.5	4.5	13.7	34.8	10.4	16.2	-	-	-	9.5	35.8	
3. Some of the times	14.4	24.8	6.7	18.3	-	4.9	27.1	13.4	11.8	12.3	32.3	-	-	-	16.7	18.7	
4. Most of the times	2.4	1.8	-	-	-	-	-	3.5	7.9	-	3.1	-	-	-	2.3	6.3	
5. Every time	8.4	7.3	12.2	10.5	-	10.1	10.0	8.6	-	13.6	-	-	-	-	10.8	4.5	
<i>Item 3770 Subject A05b</i>	<i>N†</i>	81	36	35	59	1	18	18	38	8	37	21	-	-	10	59	10
B066E: When people over age 30 were present																	
1. Not at all	69.9	71.7	68.6	74.0	-	62.8	71.7	78.8	37.5	73.2	60.2	-	-	76.1	70.0	72.2	
2. A few of the times	13.3	3.7	26.8	11.8	100.0	22.2	-	11.5	33.0	14.6	9.0	-	-	16.1	13.3	12.2	
3. Some of the times	12.7	20.7	2.7	13.4	-	12.2	27.1	6.4	11.8	8.4	27.8	-	-	-	15.7	9.4	
4. Most of the times	1.0	1.8	0.6	-	-	-	1.2	-	7.9	0.6	3.1	-	-	-	0.3	6.3	
5. Every time	3.1	2.1	1.3	0.8	-	2.8	-	3.3	9.7	3.3	-	-	-	7.9	0.8	-	
<i>Item 3780 Subject A05b</i>	<i>N†</i>	80	36	35	59	1	16	18	38	8	37	21	-	-	10	59	10
B066F: During the daytime (before 4:00 p.m.)																	
1. Not at all	55.6	47.0	63.7	55.7	100.0	49.7	52.2	61.0	49.2	52.2	51.3	-	-	80.9	52.0	59.4	
2. A few of the times	16.0	14.2	21.1	16.7	-	27.6	7.4	14.0	21.3	19.5	13.3	-	-	11.3	18.0	11.2	
3. Some of the times	23.0	31.1	13.3	22.9	-	17.6	27.1	22.0	29.5	21.7	35.4	-	-	7.9	22.7	29.4	
4. Most of the times	1.0	-	-	-	-	5.1	-	-	-	-	-	-	-	-	1.4	-	
5. Every time	4.3	7.8	1.9	4.8	-	-	13.3	2.9	-	6.6	-	-	-	-	5.9	-	
<i>Item 3790 Subject A05c</i>	<i>N†</i>	80	36	35	59	1	16	18	38	8	37	21	-	-	10	59	10
B066G: At your home (or apartment or dorm)																	
1. Not at all	42.2	42.2	38.6	43.3	-	73.0	20.0	46.0	9.7	49.9	32.4	-	-	46.9	38.6	44.2	
2. A few of the times	20.2	10.5	28.0	14.5	100.0	19.3	21.2	16.7	36.7	14.1	16.9	-	-	25.5	20.4	18.7	
3. Some of the times	14.7	26.3	1.3	13.6	-	5.0	27.1	11.5	22.4	8.2	27.8	-	-	-	18.9	7.1	
4. Most of the times	6.7	4.5	11.0	7.3	-	-	5.7	7.0	21.5	4.8	16.4	-	-	-	4.6	30.0	
5. Every time	16.2	16.4	21.1	21.2	-	2.7	26.0	18.8	9.7	22.9	6.5	-	-	27.6	17.5	-	
<i>Item 3800 Subject A05c</i>	<i>N†</i>	80	35	35	58	1	16	18	38	8	37	20	-	-	10	59	9
B066H: At school																	
1. Not at all	74.3	71.0	88.6	79.4	100.0	85.7	54.6	80.1	66.9	89.9	50.1	-	-	100.0	72.8	62.9	
2. A few of the times	12.2	10.5	8.7	9.4	-	6.9	13.8	11.9	21.3	5.7	20.5	-	-	-	14.0	17.6	
3. Some of the times	8.2	15.0	-	9.1	-	-	27.1	4.7	-	1.2	24.6	-	-	-	11.2	-	
4. Most of the times	5.3	3.4	2.7	2.1	-	7.4	4.5	3.3	11.8	3.2	4.8	-	-	-	2.1	19.5	
5. Every time	-	-	-	-	-	-	-	-	-	-	-	-	-	-	-	-	
<i>Item 3810 Subject A05c</i>	<i>N†</i>	80	35	35	58	1	16	18	38	8	37	20	-	-	10	59	9
B066I: In a car																	
1. Not at all	64.8	52.2	81.4	62.1	100.0	80.1	62.9	56.4	78.5	66.5	49.4	-	-	93.8	65.5	32.1	
2. A few of the times	7.6	10.3	4.4	8.9	-	-	5.7	13.4	-	11.1	-	-	-	6.2	8.7	5.0	
3. Some of the times	13.8	20.6	8.6	17.5	-	19.9	26.9	7.7	-	7.0	37.3	-	-	-	15.0	25.8	
4. Most of the times	8.2	8.0	5.5	6.1	-	-	-	13.0	21.5	7.0	13.3	-	-	-	6.8	28.1	
5. Every time	5.5	8.9	-	5.4	-	-	4.5	9.5	-	8.4	-	-	-	-	4.0	9.0	
<i>Item 3830 Subject A05c</i>	<i>N†</i>	79	35	34	58	1	16	18	38	7	37	19	-	-	10	58	9
B067: How many of the times when you used tranquilizers during the last year did you use them along with each of the following drugs—that is, so that their effects overlapped?																	

†=excludes respondents for whom question was inappropriate.

DESCRIPTIVE RESULTS: 1997

69

QUESTIONNAIRE FORM 1 1997	TOTAL	SEX		RACE		REGION				COLLEGE PLANS?		ILLICIT DRUG USE: LIFETIME					
		M	F	White	Black	NE	NC	S	W	Yes	No	None	Mari- juana Only	Few Pills	More Pills	Any Her- oin	
<i>N (Weighted No. of Cases):</i>	2696	1147	1284	1650	323	564	731	923	478	1794	478	1172	697	248	420	36	
<i>% of Weighted Total:</i>	100.0	42.6	47.6	61.2	12.0	20.9	27.1	34.2	17.7	66.6	17.7	43.5	25.8	9.2	15.6	1.3	
B067A: With alcohol																	
1. Not at all	52.7	58.2	53.8	52.3	-	63.4	58.8	42.0	64.8	51.1	49.5	-	-	61.1	55.8	19.9	
2. A few of the times	9.4	1.9	14.5	9.7	-	4.6	10.0	13.4	-	7.3	11.2	-	-	25.9	4.4	22.9	
3. Some of the times	11.0	11.4	6.4	8.6	100.0	8.0	8.1	12.8	15.4	4.8	21.7	-	-	-	12.9	12.2	
4. Most of the times	11.3	4.9	17.7	11.5	-	3.6	11.9	12.7	19.8	9.9	12.2	-	-	-	9.5	33.9	
5. Every time	15.7	23.7	7.6	17.8	-	20.4	11.2	19.0	-	26.8	5.4	-	-	12.9	17.3	11.2	
<i>Item 3840 Subject A01h</i>	<i>N†</i>	79	36	35	58	1	17	18	36	8	37	21	-	-	10	58	10
B067B: With marijuana																	
1. Not at all	45.6	49.5	46.4	40.1	100.0	44.8	51.6	34.6	87.2	44.7	43.3	-	-	80.3	40.3	34.2	
2. A few of the times	13.8	1.9	24.5	15.5	-	3.1	18.3	19.5	-	7.6	20.8	-	-	17.9	11.7	24.4	
3. Some of the times	16.5	23.1	11.7	20.8	-	26.0	8.1	19.4	-	20.9	13.5	-	-	-	22.4	-	
4. Most of the times	7.5	8.7	3.1	7.9	-	14.8	3.6	7.4	-	10.8	-	-	-	-	8.6	9.5	
5. Every time	16.6	16.8	14.3	15.7	-	11.3	18.4	19.2	12.8	16.0	22.4	-	-	1.8	17.1	31.9	
<i>Item 3850 Subject A01h</i>	<i>N†</i>	79	35	35	59	1	18	18	36	7	37	20	-	-	10	58	9
B067C: With LSD																	
1. Not at all	91.2	88.2	95.5	91.1	100.0	87.4	100.0	89.3	87.2	86.0	95.3	-	-	100.0	89.9	90.0	
2. A few of the times	6.2	11.8	-	7.1	-	12.6	-	7.7	-	11.1	-	-	-	-	8.3	-	
3. Some of the times	0.8	-	1.8	1.0	-	-	-	1.7	-	1.6	-	-	-	-	1.1	-	
4. Most of the times	0.6	-	-	0.8	-	-	-	1.3	-	1.2	-	-	-	-	0.8	-	
5. Every time	1.2	-	2.7	-	-	-	-	-	12.8	-	4.7	-	-	-	-	10.0	
<i>Item 3860 Subject A01h</i>	<i>N†</i>	77	35	35	58	1	16	18	36	7	37	20	-	-	10	58	9
B067D: With psychedelics other than LSD																	
1. Not at all	97.4	100.0	97.2	100.0	100.0	100.0	100.0	97.3	85.0	100.0	95.0	-	-	100.0	98.2	90.0	
2. A few of the times	1.3	-	-	-	-	-	-	2.7	-	-	-	-	-	-	1.8	-	
3. Some of the times	-	-	-	-	-	-	-	-	-	-	-	-	-	-	-	-	
4. Most of the times	1.3	-	2.8	-	-	-	-	-	15.0	-	5.0	-	-	-	-	10.0	
5. Every time	-	-	-	-	-	-	-	-	-	-	-	-	-	-	-	-	
<i>Item 3870 Subject A01h</i>	<i>N†</i>	73	32	33	55	1	14	18	35	6	34	19	-	-	10	53	9
B067E: With amphetamines																	
1. Not at all	86.2	94.6	79.1	91.0	-	100.0	96.4	82.4	51.5	94.3	69.1	-	-	100.0	90.8	44.8	
2. A few of the times	11.8	5.4	16.4	7.9	100.0	-	-	17.6	36.7	5.7	26.3	-	-	-	8.1	45.8	
3. Some of the times	0.8	-	1.8	1.1	-	-	3.6	-	-	-	-	-	-	-	1.1	-	
4. Most of the times	1.2	-	2.7	-	-	-	-	-	11.8	-	4.6	-	-	-	-	9.4	
5. Every time	-	-	-	-	-	-	-	-	-	-	-	-	-	-	-	-	
<i>Item 3880 Subject A01h</i>	<i>N†</i>	79	36	35	58	1	17	18	36	8	37	21	-	-	10	58	10
B067F: With quaaludes																	
1. Not at all	93.1	97.1	87.1	95.4	-	97.7	96.4	95.4	64.8	94.4	86.4	-	-	100.0	95.4	72.2	
2. A few of the times	4.4	1.8	8.4	2.8	100.0	-	-	4.6	23.3	4.5	9.0	-	-	-	2.9	18.5	
3. Some of the times	2.5	1.1	4.5	1.8	-	2.3	3.6	-	11.8	1.1	4.6	-	-	-	1.8	9.4	
4. Most of the times	-	-	-	-	-	-	-	-	-	-	-	-	-	-	-	-	
5. Every time	-	-	-	-	-	-	-	-	-	-	-	-	-	-	-	-	
<i>Item 3890 Subject A01h</i>	<i>N†</i>	79	36	35	58	1	17	18	36	8	37	21	-	-	10	58	10
B067G: With barbiturates																	
1. Not at all	90.1	93.5	84.0	93.2	-	97.7	96.4	91.9	51.5	91.6	80.3	-	-	100.0	91.3	72.2	
2. A few of the times	8.6	5.4	14.2	5.0	100.0	-	-	8.1	48.5	7.4	19.7	-	-	-	6.9	27.8	
3. Some of the times	1.3	1.1	1.8	1.8	-	2.3	3.6	-	-	1.1	-	-	-	-	1.8	-	
4. Most of the times	-	-	-	-	-	-	-	-	-	-	-	-	-	-	-	-	
5. Every time	-	-	-	-	-	-	-	-	-	-	-	-	-	-	-	-	
<i>Item 3900 Subject A01h</i>	<i>N†</i>	79	36	35	58	1	17	18	36	8	37	21	-	-	10	58	10

†=excludes respondents for whom question was inappropriate.

MONITORING THE FUTURE

QUESTIONNAIRE FORM 1 1997	TOTAL	SEX		RACE		REGION				COLLEGE PLANS?		ILLCIT DRUG USE: LIFETIME					
		M	F	White	Black	NE	NC	S	W	Yes	No	None	Mari- juana Only	Few Pills	More Pills	Any Her- oin	
<i>N (Weighted No. of Cases):</i>	2696	1147	1284	1650	323	564	731	923	478	1794	478	1172	697	248	420	36	
<i>% of Weighted Total:</i>	100.0	42.6	47.6	61.2	12.0	20.9	27.1	34.2	17.7	66.6	17.7	43.5	25.8	9.2	15.6	1.3	
B068: What have been the most important reasons for your taking tranquilizers without a doctor's orders? (Mark all that apply.)																	
A. To experiment—to see what it's like	48.2	48.8	50.2	52.5	-	68.6	57.9	40.0	24.9	52.2	52.1	-	-	33.7	49.6	51.0	
B. To relax or relieve tension	73.0	72.6	67.0	71.3	100.0	69.4	47.3	84.9	84.4	73.3	71.3	-	-	64.5	71.3	88.1	
C. To feel good or get high	51.0	54.9	44.1	54.0	-	70.9	41.0	49.3	45.8	53.5	57.1	-	-	33.7	48.8	75.9	
D. To seek deeper insights and understanding	7.7	4.4	5.6	4.4	100.0	4.5	8.4	6.7	18.0	2.9	13.5	-	-	-	7.9	12.2	
E. To have a good time with my friends	28.5	30.7	23.0	29.1	-	28.4	31.0	26.2	34.4	27.6	41.8	-	-	35.4	24.1	48.6	
F. To fit in with a group I like	-	-	-	-	-	-	-	-	-	-	-	-	-	-	-	-	
G. To get away from my problems or troubles	17.0	12.7	19.5	14.6	-	27.6	16.7	12.0	23.1	17.0	15.2	-	-	11.6	15.9	27.5	
H. Because of boredom, nothing else to do	18.7	15.0	18.8	16.7	-	16.6	18.6	18.7	23.1	5.2	41.6	-	-	-	14.1	57.7	
I. Because of anger or frustration	14.1	15.1	12.4	12.0	-	14.4	12.9	12.9	23.1	14.2	19.9	-	-	11.6	10.3	37.4	
J. To get through the day	13.7	20.2	6.3	9.3	-	4.3	33.4	3.7	34.4	3.8	31.8	-	-	26.1	11.8	15.6	
K. To increase the effects of some other drug(s)	19.5	17.9	16.8	16.1	-	15.5	10.0	25.0	23.1	20.9	19.8	-	-	9.2	18.7	31.3	
L. To decrease (offset) the effects of some other drug(s)	5.9	1.3	8.6	2.7	100.0	-	1.2	5.6	31.8	4.3	10.8	-	-	-	2.3	30.5	
M. To get to sleep	28.8	16.2	32.8	24.7	100.0	11.5	31.2	31.6	43.1	21.7	25.6	-	-	24.5	26.0	47.8	
N. To relieve physical pain	38.3	44.4	35.4	40.0	100.0	30.8	42.0	37.1	49.9	37.3	49.8	-	-	26.1	33.4	74.3	
O. Because I am "hooked"—I have to have them	0.9	1.9	-	-	-	-	-	-	9.3	-	3.2	-	-	-	-	6.3	
<i>Item 3910-4040 Subject A06a</i>	<i>N†</i>	74	34	33	58	1	14	18	36	7	36	20	-	-	7	57	10
B069: When you take tranquilizers, how high do you usually get?																	
1. Not at all high	13.6	6.4	19.8	9.7	-	16.7	6.5	13.6	22.0	8.3	16.7	-	-	24.1	8.9	18.8	
2. A little high	25.5	35.8	18.2	32.3	-	32.5	29.9	24.6	7.2	29.9	33.1	-	-	21.4	30.1	9.2	
3. Moderately high	24.2	25.3	24.2	24.7	100.0	15.3	18.6	26.6	42.3	26.8	29.5	-	-	14.0	18.9	60.6	
4. Very high	18.4	22.4	13.2	18.0	-	24.2	21.7	12.1	28.5	21.7	14.5	-	-	6.8	22.0	11.4	
5. I don't take them to get high	18.3	10.1	24.7	15.3	-	11.3	23.4	23.0	-	13.4	6.2	-	-	33.7	20.1	-	
<i>Item 4050 Subject A01e</i>	<i>N†</i>	82	39	34	60	1	17	18	39	9	38	21	-	-	9	60	12
B070: When you take tranquilizers, how long do you usually stay high?																	
1. Usually don't get high	22.1	13.1	32.9	20.1	-	19.8	16.7	25.1	22.0	20.4	22.9	-	-	29.6	19.9	18.8	
2. One to two hours	35.2	41.9	35.6	43.0	-	33.8	62.4	31.6	7.2	40.2	34.6	-	-	54.3	37.4	16.3	
3. Three to six hours	35.7	39.3	24.5	34.4	-	42.6	20.9	40.0	28.3	37.4	32.0	-	-	16.1	36.8	47.1	
4. Seven to 24 hours	6.1	3.7	7.1	2.4	100.0	3.8	-	3.2	33.7	2.0	10.5	-	-	-	4.6	17.7	
5. More than 24 hours	1.0	2.0	-	-	-	-	-	-	8.8	-	-	-	-	-	1.3	-	
<i>Item 4060 Subject A01f</i>	<i>N†</i>	79	39	31	59	1	16	15	39	9	38	21	-	-	8	58	12
B071: What tranquilizers have you taken during the last year without a doctor's orders? (Mark all that apply.)																	
A. Librium	6.7	3.8	11.4	3.6	100.0	-	-	5.6	38.5	6.9	6.1	-	-	-	6.1	13.7	
B. Valium	64.0	70.6	50.9	60.3	100.0	48.0	31.4	80.4	86.6	66.0	57.4	-	-	36.2	67.8	63.5	
C. Miltown	1.0	2.1	-	-	-	-	-	-	9.7	-	-	-	-	-	1.3	-	
D. Equanil	5.1	5.9	-	1.3	-	-	4.5	4.6	17.6	2.2	3.2	-	-	-	4.3	11.7	
E. Meprobamate	10.1	12.6	9.6	7.6	-	8.3	18.7	-	42.8	6.1	24.4	-	-	-	8.8	22.6	
F. Serax	5.6	4.7	7.8	4.3	-	8.3	-	3.6	22.4	4.4	7.8	-	-	-	2.0	26.3	
G. Atarax	2.8	5.9	-	1.3	-	-	4.5	-	17.6	2.2	3.2	-	-	-	1.3	11.7	
H. Tranxene	3.1	-	7.3	4.1	-	-	8.4	2.4	-	-	4.7	-	-	-	2.5	7.7	
I. Vistaril	5.2	3.7	8.1	4.5	-	-	10.0	2.4	17.6	4.7	7.8	-	-	23.0	1.3	12.9	
J. Don't know the names of some tranquilizers I have used	45.1	36.8	53.6	43.9	100.0	59.9	51.6	36.8	44.9	38.3	52.8	-	-	40.7	40.8	68.6	
<i>Item 4070-4160 Subject A01i</i>	<i>N†</i>	78	38	33	60	1	14	18	38	8	37	20	-	-	8	59	12
B072: Have you ever tried to stop using tranquilizers and found that you couldn't stop?																	
1. Yes	3.8	3.6	5.2	1.0	-	3.7	6.3	-	16.1	-	6.0	-	-	19.0	2.4	-	
2. No	96.2	96.4	94.8	99.0	100.0	96.3	93.7	100.0	83.9	100.0	94.0	-	-	81.0	97.6	100.0	
<i>Item 4170 Subject A01i</i>	<i>N†</i>	82	39	33	60	2	16	18	39	9	38	21	-	-	9	59	12

†=excludes respondents for whom question was inappropriate.

DESCRIPTIVE RESULTS: 1997

71

QUESTIONNAIRE FORM 1 1997	TOTAL	SEX		RACE		REGION				COLLEGE PLANS?		ILLICIT DRUG USE: LIFETIME				
		M	F	White	Black	NE	NC	S	W	Yes	No	None	Mari- juana Only	Few Pills	More Pills	Any Her- oin
<i>N (Weighted No. of Cases):</i>	2696	1147	1284	1650	323	564	731	923	478	1794	478	1172	697	248	420	36
<i>% of Weighted Total:</i>	100.0	42.6	47.6	61.2	12.0	20.9	27.1	34.2	17.7	66.6	17.7	43.5	25.8	9.2	15.6	1.3
B073: Do you think you will be using tranquilizers without a doctor's orders five years from now?																
1. I definitely will	0.7	1.0	0.4	0.9	-	0.9	0.8	0.5	0.7	0.5	1.0	0.4	0.5	1.3	1.5	-
2. I probably will	1.6	1.2	1.8	1.6	1.0	2.5	1.4	1.3	1.7	1.2	2.7	0.5	0.6	0.4	6.7	13.7
3. I probably will not	17.3	15.9	18.1	18.2	8.7	20.8	15.9	16.7	16.8	17.2	16.1	12.1	15.6	28.3	28.3	45.6
4. I definitely will not	80.4	81.9	79.7	79.4	90.3	75.8	81.9	81.6	80.9	81.0	80.2	87.0	83.2	70.0	63.4	40.7
<i>Item 4180 Subject A04a</i>	<i>N</i> 2424	1074	1229	1579	303	490	671	832	432	1724	449	1118	641	231	358	33
The next questions are about the use of different forms of cocaine, such as "crack," powder, freebase, or coca paste.																
B074: Have you ever taken cocaine in "crack" form or in any other freebase form—that is, where you inhaled the fumes from smoking, heating, or burning it?																
1. No—GO TO Q.B076	95.8	95.8	96.5	96.3	99.5	95.1	97.5	96.8	92.5	97.2	94.1	100.0	100.0	91.9	83.7	37.2
2. Yes	4.2	4.2	3.5	3.7	0.5	4.9	2.5	3.2	7.5	2.8	5.9	-	-	8.1	16.3	62.8
<i>Item 22250 Subject A01a</i>	<i>N</i> 2488	1099	1254	1610	309	508	677	857	447	1757	457	1133	659	238	385	34
B075: On how many occasions (if any) have you taken "crack" (cocaine in chunk or rock form) . . .																
B075A: . . . in your lifetime?																
1. 0 occasions	96.7	96.4	97.4	97.0	99.6	96.0	97.6	97.5	94.8	97.8	95.2	100.0	100.0	95.6	86.3	46.6
2. 1-2	1.7	1.8	1.5	1.7	-	1.8	1.6	1.4	2.5	1.3	2.5	-	-	4.4	7.5	10.7
3. 3-5	0.4	0.7	0.1	0.5	-	0.6	0.5	0.1	0.6	0.3	0.1	-	-	-	1.4	13.2
4. 6-9	0.1	0.1	0.2	0.1	-	0.1	-	-	0.5	0.1	0.1	-	-	-	0.5	3.3
5. 10-19	0.5	0.9	0.2	0.5	-	1.3	0.2	0.3	0.7	0.4	0.7	-	-	-	2.8	7.9
6. 20-39	0.3	-	0.5	0.2	0.4	0.1	0.1	0.5	0.3	*	1.0	-	-	-	0.6	13.2
7. 40 or more	0.2	0.2	*	0.1	-	-	*	0.3	0.6	0.1	0.4	-	-	-	0.9	5.1
<i>Item 22260 Subject A01a</i>	<i>N</i> 2488	1099	1254	1610	309	508	676	857	447	1757	457	1133	658	238	385	34
B075B: . . . during the last 12 months?																
1. 0 occasions	97.7	97.2	98.4	97.9	99.6	97.4	98.7	98.1	95.7	98.4	96.4	100.0	100.0	97.7	90.1	58.0
2. 1-2	1.3	1.8	0.9	1.4	-	1.6	1.0	0.9	2.2	1.2	1.9	-	-	2.3	5.1	21.5
3. 3-5	0.3	0.5	0.2	0.2	-	0.7	0.2	-	0.7	0.3	0.1	-	-	-	2.1	0.6
4. 6-9	0.3	0.1	0.4	0.3	-	-	-	0.7	0.3	*	0.8	-	-	-	0.9	11.3
5. 10-19	0.3	0.2	0.1	0.2	0.4	0.3	-	0.1	0.9	0.1	0.4	-	-	-	1.4	3.6
6. 20-39	0.1	0.1	-	-	-	-	-	0.2	-	-	0.3	-	-	-	0.2	3.7
7. 40 or more	0.1	0.1	*	0.1	-	-	*	0.1	0.2	0.1	0.1	-	-	-	0.3	1.4
<i>Item 22270 Subject A01b</i>	<i>N</i> 2487	1098	1253	1609	309	507	675	857	447	1757	456	1133	658	238	383	34
B075C: . . . during the last 30 days?																
1. 0 occasions	99.1	98.7	99.4	99.3	99.6	99.8	99.4	99.1	97.7	99.4	98.0	100.0	100.0	99.2	96.6	75.1
2. 1-2	0.6	0.8	0.4	0.5	-	0.2	0.6	0.4	1.3	0.4	1.2	-	-	0.8	1.9	14.4
3. 3-5	0.1	0.1	*	0.1	-	-	-	0.2	0.3	0.1	-	-	-	-	0.9	-
4. 6-9	0.1	0.1	0.1	0.1	0.4	-	*	0.1	0.6	0.1	0.4	-	-	-	0.4	5.4
5. 10-19	-	-	-	-	-	-	-	-	-	-	-	-	-	-	-	-
6. 20-39	0.1	0.2	-	*	-	-	-	0.1	0.2	*	0.3	-	-	-	0.2	3.7
7. 40 or more	*	*	-	*	-	-	-	0.1	-	-	0.1	-	-	-	-	1.4
<i>Item 22280 Subject A01c</i>	<i>N</i> 2486	1098	1253	1609	309	507	675	857	447	1757	456	1133	658	238	383	34
B076: On how many occasions (if any) have you taken cocaine in any other form . . .																
B076A: . . . in your lifetime?																
1. 0 occasions	92.2	93.0	92.5	92.3	98.7	89.6	95.8	93.1	88.2	94.0	91.6	100.0	100.0	84.0	66.5	24.1
2. 1-2	3.8	3.5	3.8	4.0	0.8	4.7	2.0	3.6	6.1	3.1	4.6	-	-	16.0	13.9	10.9
3. 3-5	1.5	1.4	1.4	1.6	0.1	2.7	1.0	1.2	1.8	1.3	0.6	-	-	-	8.1	21.2
4. 6-9	0.8	0.7	0.5	0.7	0.4	1.3	0.4	0.3	1.6	0.5	0.7	-	-	-	4.6	3.5
5. 10-9	0.7	0.5	0.9	0.7	-	0.7	0.4	1.0	0.8	0.5	1.2	-	-	-	2.8	21.5
6. 20-39	0.6	0.6	0.4	0.4	-	0.4	0.2	0.6	1.3	0.4	0.9	-	-	-	2.4	14.3
7. 40 or more	0.3	0.2	0.4	0.3	-	0.6	0.2	0.3	0.2	0.1	0.5	-	-	-	1.6	4.6
<i>Item 22320 Subject A01a</i>	<i>N</i> 2480	1089	1255	1604	302	498	681	852	449	1745	456	1131	661	239	381	35

*=less than .05 percent.

MONITORING THE FUTURE

QUESTIONNAIRE FORM 1 1997	TOTAL	SEX		RACE		REGION				COLLEGE PLANS?		ILLICIT DRUG USE: LIFETIME				
		M	F	White	Black	NE	NC	S	W	Yes	No	None	Mari- juana Only	Few Pills	More Pills	Any Her- oin
<i>N (Weighted No. of Cases):</i> <i>% of Weighted Total:</i>	2696 100.0	1147 42.6	1284 47.6	1650 61.2	323 12.0	564 20.9	731 27.1	923 34.2	478 17.7	1794 66.6	478 17.7	1172 43.5	697 25.8	248 9.2	420 15.6	36 1.3
B076B: . . . during the last 12 months?																
1. 0 occasions	95.4	95.1	96.5	95.6	99.4	93.3	98.0	95.4	93.7	96.8	94.5	100.0	100.0	94.1	78.2	47.9
2. 1-2	2.3	2.4	1.8	2.4	0.1	3.4	0.9	2.7	2.6	1.8	2.6	-	-	5.9	10.6	11.5
3. 3-5	0.9	1.2	0.5	1.0	0.4	2.1	0.4	0.5	1.2	0.5	1.1	-	-	-	4.3	17.9
4. 6-9	0.7	0.5	0.6	0.5	-	0.5	0.5	0.7	1.0	0.4	0.4	-	-	-	4.1	2.7
5. 10-19	0.5	0.5	0.5	0.3	-	0.4	0.2	0.6	1.1	0.3	1.2	-	-	-	1.8	18.6
6. 20-39	0.1	0.1	*	0.1	-	0.1	-	0.1	0.3	0.1	0.1	-	-	-	0.6	-
7. 40 or more	0.1	0.2	*	0.1	-	0.1	*	0.1	0.2	0.1	0.1	-	-	-	0.4	1.4
<i>Item 22330 Subject A01b</i>	<i>N</i> 2474	1089	1249	1598	302	499	679	850	447	1742	455	1131	661	238	376	35
B076C: . . . during the last 30 days?																
1. 0 occasions	98.1	98.2	98.5	98.3	99.6	97.8	99.0	97.9	97.3	98.6	98.2	100.0	100.0	96.9	91.2	78.1
2. 1-2	1.4	1.0	1.2	1.3	0.4	2.0	0.7	1.5	1.5	1.1	0.5	-	-	3.1	6.4	8.0
3. 3-5	0.4	0.5	0.1	0.3	-	0.2	0.2	0.4	0.7	0.3	0.6	-	-	-	1.9	4.5
4. 6-9	0.1	0.1	-	-	-	-	-	0.1	-	-	0.3	-	-	-	-	3.6
5. 10-19	0.1	0.1	0.2	0.1	-	-	0.1	-	0.5	0.1	0.3	-	-	-	0.5	4.5
6. 20-39	-	-	-	-	-	-	-	-	-	-	-	-	-	-	-	-
7. 40 or more	*	*	-	*	-	-	-	0.1	-	-	0.1	-	-	-	-	1.4
<i>Item 22340 Subject A01c</i>	<i>N</i> 2476	1089	1252	1600	303	498	680	851	447	1744	456	1131	662	238	377	35
IF YOU HAVE NOT TAKEN ANY COCAINE (POWDER, CRACK, FREEBASE, ETC.) IN THE LAST TWELVE MONTHS, GO TO Q.B085.																
B077: When you used cocaine during the last year, how often did you use it in each of the following situations?																
B077A: When you were alone																
1. Not at all	74.5	83.6	67.4	78.8	26.8	75.3	78.3	75.9	69.5	81.7	65.7	-	-	100.0	74.4	56.0
2. A few of the times	15.6	11.8	19.8	14.6	73.2	13.7	6.8	21.1	14.4	11.0	25.8	-	-	-	15.1	29.7
3. Some of the times	2.4	2.3	3.3	2.5	-	3.2	1.2	0.3	5.4	2.3	6.0	-	-	-	2.3	4.8
4. Most of the times	7.5	2.3	9.5	4.0	-	7.8	13.8	2.7	10.7	5.0	2.5	-	-	-	8.2	9.5
5. Every time	-	-	-	-	-	-	-	-	-	-	-	-	-	-	-	-
<i>Item 4190 Subject A05a</i>	<i>N†</i> 128	61	52	86	2	32	18	47	32	70	25	-	-	13	95	19
B077B: With just 1 or 2 other people																
1. Not at all	19.6	18.3	21.1	20.6	26.8	15.6	36.3	20.8	11.8	20.9	16.9	-	-	46.2	19.0	-
2. A few of the times	24.8	27.1	17.0	24.9	-	42.4	23.6	17.7	18.4	27.8	14.5	-	-	24.8	27.0	15.3
3. Some of the times	21.3	10.3	33.0	15.6	73.2	10.8	17.3	20.5	35.2	20.9	35.1	-	-	-	17.4	56.0
4. Most of the times	12.6	18.1	9.8	14.5	-	11.0	18.5	12.9	10.3	9.7	10.7	-	-	3.6	13.2	16.6
5. Every time	21.8	26.3	19.1	24.4	-	20.2	4.3	28.1	24.3	20.8	22.8	-	-	25.5	23.5	12.0
<i>Item 4200 Subject A05b</i>	<i>N†</i> 129	62	52	87	2	32	19	47	32	71	25	-	-	13	96	19
B077C: At a party																
1. Not at all	33.8	36.8	25.7	32.9	-	34.9	32.9	40.9	22.6	30.8	22.7	-	-	31.1	36.6	18.3
2. A few of the times	22.0	25.2	21.1	25.8	-	20.5	31.8	12.7	31.4	26.1	21.0	-	-	25.2	22.1	20.2
3. Some of the times	14.0	14.3	14.6	8.7	73.2	6.4	9.8	15.3	22.3	8.7	26.4	-	-	-	12.1	33.5
4. Most of the times	12.2	7.5	16.2	9.7	26.8	11.7	6.8	15.3	11.1	11.4	15.2	-	-	6.4	11.5	20.0
5. Every time	18.1	16.2	22.4	22.9	-	26.5	18.8	15.9	12.7	23.0	14.7	-	-	37.2	17.7	8.1
<i>Item 4210 Subject A05c</i>	<i>N†</i> 129	62	52	87	2	32	19	47	32	71	25	-	-	13	96	19
B077D: When your date or spouse was present																
1. Not at all	67.4	82.7	53.4	73.1	-	59.3	84.8	72.8	57.4	71.8	59.8	-	-	97.3	67.9	42.5
2. A few of the times	14.6	14.2	14.2	16.1	73.2	20.3	1.1	18.0	12.0	14.4	18.1	-	-	1.5	14.3	26.1
3. Some of the times	7.1	1.3	14.9	5.5	-	5.5	6.3	5.1	12.4	9.5	7.7	-	-	-	7.0	13.0
4. Most of the times	5.9	1.8	12.6	4.1	-	6.9	7.9	2.9	8.3	0.7	14.4	-	-	-	4.3	18.4
5. Every time	4.9	-	4.9	1.1	26.8	8.0	-	1.3	9.9	3.7	-	-	-	1.1	6.4	-
<i>Item 4220 Subject A05b</i>	<i>N†</i> 130	62	53	88	2	33	19	47	32	71	25	-	-	13	96	19

†=excludes respondents for whom question was inappropriate.*=less than .05 percent.

QUESTIONNAIRE FORM 1 1997	TOTAL	SEX		RACE		REGION				COLLEGE PLANS?		ILLCIT DRUG USE: LIFETIME					
		M	F	White	Black	NE	NC	S	W	Yes	No	None	Mari- juana Only	Few Pills	More Pills	Any Her- oin	
<i>N (Weighted No. of Cases):</i>	2696	1147	1284	1650	323	564	731	923	478	1794	478	1172	697	248	420	36	
<i>% of Weighted Total:</i>	100.0	42.6	47.6	61.2	12.0	20.9	27.1	34.2	17.7	66.6	17.7	43.5	25.8	9.2	15.6	1.3	
B077E: When people over age 30 were present																	
1. Not at all	70.4	68.7	69.7	76.5	26.8	76.3	54.4	83.4	55.2	74.4	61.9	-	-	100.0	68.5	58.0	
2. A few of the times	18.9	21.5	19.1	12.8	73.2	9.5	26.0	12.0	34.1	23.6	20.2	-	-	-	18.8	33.0	
3. Some of the times	3.9	5.1	3.8	4.7	-	8.8	6.4	0.9	2.0	0.3	8.2	-	-	-	4.6	3.2	
4. Most of the times	5.4	3.5	5.3	4.0	-	3.5	13.2	2.8	6.3	-	9.8	-	-	-	6.1	5.8	
5. Every time	1.4	1.3	2.0	2.1	-	1.9	-	1.0	2.4	1.8	-	-	-	-	1.9	-	
<i>Item 4230 Subject A05b</i>	<i>N†</i>	129	61	53	86	2	32	19	46	32	69	25	-	-	13	95	19
B077F: During the daytime (before 4:00 p.m.)																	
1. Not at all	58.8	62.6	52.8	61.2	-	58.7	65.9	63.7	47.5	57.6	53.2	-	-	85.2	59.8	33.8	
2. A few of the times	19.5	22.0	19.4	19.0	100.0	18.6	16.1	21.4	19.9	22.4	25.5	-	-	14.8	17.2	35.4	
3. Some of the times	6.0	5.9	5.1	5.1	-	4.9	6.0	5.4	7.9	3.9	8.4	-	-	-	5.1	14.9	
4. Most of the times	10.0	4.5	15.7	7.7	-	8.0	12.1	4.7	18.6	7.2	10.4	-	-	-	11.6	9.6	
5. Every time	5.6	5.0	7.0	7.0	-	9.8	-	4.9	6.1	8.9	2.5	-	-	-	6.4	6.2	
<i>Item 4240 Subject A05c</i>	<i>N†</i>	132	62	54	89	2	33	20	47	32	71	26	-	-	13	98	19
B077G: At your home (or apartment or dorm)																	
1. Not at all	58.5	65.6	51.0	58.1	100.0	59.2	76.4	59.6	44.8	52.1	63.9	-	-	100.0	56.8	36.4	
2. A few of the times	23.5	15.3	34.0	23.8	-	26.0	-	28.6	28.5	28.2	17.0	-	-	-	26.3	27.2	
3. Some of the times	5.1	7.5	3.0	6.1	-	3.5	9.9	2.8	7.2	7.2	4.4	-	-	-	3.9	15.0	
4. Most of the times	7.7	6.8	6.1	5.0	-	1.5	9.7	4.4	17.5	3.7	12.3	-	-	-	7.3	15.2	
5. Every time	5.1	4.8	5.9	6.9	-	9.8	4.0	4.6	2.0	8.7	2.5	-	-	-	5.7	6.2	
<i>Item 4250 Subject A05c</i>	<i>N†</i>	132	62	54	89	2	33	20	47	32	71	26	-	-	13	98	19
B077H: At school																	
1. Not at all	87.4	89.1	85.2	88.6	100.0	85.0	94.2	90.1	81.9	86.4	87.7	-	-	100.0	86.4	83.4	
2. A few of the times	5.1	5.5	3.8	5.3	-	7.4	4.8	5.4	2.4	5.9	2.1	-	-	-	6.8	-	
3. Some of the times	4.3	4.2	5.8	3.8	-	3.7	1.0	4.5	6.8	4.9	4.0	-	-	-	3.5	11.8	
4. Most of the times	2.3	1.2	4.1	2.3	-	3.9	-	-	5.3	2.9	3.7	-	-	-	2.1	4.8	
5. Every time	0.9	-	1.0	-	-	-	-	-	3.7	-	2.5	-	-	-	1.2	-	
<i>Item 4260 Subject A05c</i>	<i>N†</i>	132	62	54	89	2	33	20	47	32	71	26	-	-	13	98	19
B077I: In a car																	
1. Not at all	65.0	63.7	63.7	67.0	73.2	71.4	65.7	69.0	52.0	65.1	63.5	-	-	74.8	65.9	51.6	
2. A few of the times	18.0	27.2	10.1	18.1	-	13.9	17.1	16.9	24.5	17.9	13.8	-	-	25.2	17.1	18.4	
3. Some of the times	10.2	7.1	16.7	11.7	26.8	11.3	6.0	12.2	8.7	12.3	16.6	-	-	-	9.2	22.9	
4. Most of the times	3.5	-	8.6	1.2	-	2.0	7.3	1.0	6.6	2.3	3.7	-	-	-	3.3	7.1	
5. Every time	3.3	2.1	0.8	2.0	-	1.5	4.0	1.0	8.2	2.5	2.5	-	-	-	4.5	-	
<i>Item 4280 Subject A05c</i>	<i>N†</i>	132	62	54	89	2	33	20	47	32	71	26	-	-	13	98	19
B078: How many of the times when you used cocaine during the last year did you use it along with each of the following drugs—that is, so that their effects overlapped?																	
B078A: With alcohol																	
1. Not at all	38.3	46.8	26.3	39.2	-	29.4	46.8	47.1	29.2	33.7	29.4	-	-	42.8	40.3	22.4	
2. A few of the times	26.9	21.0	36.5	26.2	100.0	25.8	14.8	31.9	28.2	27.7	36.4	-	-	32.0	27.0	24.6	
3. Some of the times	10.9	13.7	9.7	11.2	-	16.1	10.4	1.4	19.8	15.4	10.8	-	-	-	9.8	23.5	
4. Most of the times	8.4	4.6	12.1	6.8	-	10.9	-	7.3	12.4	4.8	12.8	-	-	-	7.7	17.5	
5. Every time	15.5	13.9	15.4	16.5	-	17.8	28.0	12.3	10.5	18.4	10.6	-	-	25.2	15.1	12.0	
<i>Item 4290 Subject A01h</i>	<i>N†</i>	130	61	53	89	2	32	19	47	32	70	26	-	-	13	97	19
B078B: With marijuana																	
1. Not at all	29.8	22.7	35.6	29.1	73.2	21.7	22.2	33.8	37.2	31.0	35.8	-	-	24.7	32.5	15.8	
2. A few of the times	19.0	21.1	18.4	20.1	-	21.8	7.0	18.0	25.8	16.2	24.4	-	-	51.3	15.7	15.8	
3. Some of the times	9.1	10.8	6.4	11.2	-	10.1	5.8	10.2	8.7	12.0	8.6	-	-	-	10.7	7.4	
4. Most of the times	11.9	6.1	17.2	7.7	-	22.8	11.5	4.1	12.7	8.1	15.3	-	-	-	11.4	22.6	
5. Every time	30.2	39.2	22.3	31.9	26.8	23.7	53.5	33.9	15.6	32.6	15.9	-	-	24.0	29.7	38.4	
<i>Item 4300 Subject A01h</i>	<i>N†</i>	129	61	53	88	2	32	20	47	31	69	25	-	-	13	97	19

†=excludes respondents for whom question was inappropriate.

MONITORING THE FUTURE

QUESTIONNAIRE FORM 1 1997	TOTAL	SEX		RACE		REGION				COLLEGE PLANS?		ILLCIT DRUG USE: LIFETIME					
		M	F	White	Black	NE	NC	S	W	Yes	No	None	Mari- juana Only	Few Pills	More Pills	Any Her- oin	
<i>N (Weighted No. of Cases):</i>	2696	1147	1284	1650	323	564	731	923	478	1794	478	1172	697	248	420	36	
<i>% of Weighted Total:</i>	100.0	42.6	47.6	61.2	12.0	20.9	27.1	34.2	17.7	66.6	17.7	43.5	25.8	9.2	15.6	1.3	
B078C: With LSD																	
1. Not at all	88.7	90.2	84.5	87.3	100.0	88.4	83.9	89.8	90.6	85.3	89.9	-	-	81.7	91.3	79.9	
2. A few of the times	9.9	8.7	14.6	11.4	-	11.6	16.1	9.1	5.4	14.0	5.1	-	-	18.3	7.3	17.7	
3. Some of the times	1.4	1.1	0.9	1.3	-	-	-	1.0	4.0	0.7	5.0	-	-	-	1.3	2.4	
4. Most of the times	-	-	-	-	-	-	-	-	-	-	-	-	-	-	-	-	
5. Every time	-	-	-	-	-	-	-	-	-	-	-	-	-	-	-	-	
<i>Item 4310 Subject A01h</i>	<i>N†</i>	126	60	50	85	2	31	20	43	32	67	25	-	-	13	94	19
B078D: With psychedelics other than LSD																	
1. Not at all	92.9	88.8	96.8	91.3	100.0	100.0	84.4	96.0	86.8	91.4	87.4	-	-	98.4	94.1	83.1	
2. A few of the times	6.2	11.2	2.3	8.1	-	-	15.6	3.0	11.2	7.9	10.1	-	-	1.6	5.2	14.5	
3. Some of the times	0.9	-	0.9	0.5	-	-	-	1.0	2.0	0.7	2.5	-	-	-	0.7	2.4	
4. Most of the times	-	-	-	-	-	-	-	-	-	-	-	-	-	-	-	-	
5. Every time	-	-	-	-	-	-	-	-	-	-	-	-	-	-	-	-	
<i>Item 4320 Subject A01h</i>	<i>N†</i>	127	60	50	85	2	31	19	44	32	67	25	-	-	13	94	19
B078E: With amphetamines																	
1. Not at all	95.5	92.4	97.9	94.8	100.0	100.0	90.7	96.0	93.3	93.4	97.4	-	-	100.0	97.1	84.5	
2. A few of the times	3.7	7.6	-	4.6	-	-	9.3	3.0	4.8	5.9	2.6	-	-	-	2.3	13.1	
3. Some of the times	0.8	-	2.1	0.5	-	-	-	1.0	1.9	0.7	-	-	-	-	0.6	2.4	
4. Most of the times	-	-	-	-	-	-	-	-	-	-	-	-	-	-	-	-	
5. Every time	-	-	-	-	-	-	-	-	-	-	-	-	-	-	-	-	
<i>Item 4330 Subject A01h</i>	<i>N†</i>	123	60	48	84	2	30	19	44	29	66	24	-	-	13	91	19
B078F: With quaaludes																	
1. Not at all	98.9	97.6	100.0	100.0	100.0	100.0	100.0	100.0	95.5	100.0	97.5	-	-	100.0	99.2	96.8	
2. A few of the times	0.5	1.1	-	-	-	-	-	-	2.0	-	2.5	-	-	-	-	3.2	
3. Some of the times	0.6	1.3	-	-	-	-	-	-	2.5	-	-	-	-	-	0.8	-	
4. Most of the times	-	-	-	-	-	-	-	-	-	-	-	-	-	-	-	-	
5. Every time	-	-	-	-	-	-	-	-	-	-	-	-	-	-	-	-	
<i>Item 4340 Subject A01h</i>	<i>N†</i>	127	59	52	86	2	31	19	45	31	68	25	-	-	13	94	19
B078G: With barbiturates																	
1. Not at all	97.5	96.3	98.0	97.9	100.0	100.0	100.0	97.7	93.0	97.3	97.5	-	-	100.0	97.2	96.8	
2. A few of the times	2.5	3.7	2.0	2.1	-	-	-	2.3	7.0	2.7	2.5	-	-	-	2.8	3.2	
3. Some of the times	-	-	-	-	-	-	-	-	-	-	-	-	-	-	-	-	
4. Most of the times	-	-	-	-	-	-	-	-	-	-	-	-	-	-	-	-	
5. Every time	-	-	-	-	-	-	-	-	-	-	-	-	-	-	-	-	
<i>Item 4350 Subject A01h</i>	<i>N†</i>	127	59	52	86	2	31	19	45	31	68	25	-	-	13	94	19
B078H: With tranquilizers																	
1. Not at all	94.4	93.7	94.9	95.4	100.0	100.0	100.0	92.7	88.1	92.5	97.5	-	-	100.0	94.1	92.1	
2. A few of the times	4.7	5.6	5.1	4.1	-	-	-	4.8	11.9	6.8	2.5	-	-	-	5.2	5.5	
3. Some of the times	0.4	0.8	-	0.5	-	-	-	1.0	-	0.7	-	-	-	-	-	2.3	
4. Most of the times	0.5	-	-	-	-	-	-	1.5	-	-	-	-	-	-	0.7	-	
5. Every time	-	-	-	-	-	-	-	-	-	-	-	-	-	-	-	-	
<i>Item 4360 Subject A01h</i>	<i>N†</i>	125	59	50	84	2	29	19	45	31	66	25	-	-	13	92	19

†=excludes respondents for whom question was inappropriate.

DESCRIPTIVE RESULTS: 1997

75

QUESTIONNAIRE FORM 1 1997	TOTAL	SEX		RACE		REGION				COLLEGE PLANS?		ILLICIT DRUG USE: LIFETIME				
		M	F	White	Black	NE	NC	S	W	Yes	No	None	Mari- juana Only	Few Pills	More Pills	Any Her- oin
<i>N (Weighted No. of Cases):</i> <i>% of Weighted Total:</i>	2696 100.0	1147 42.6	1284 47.6	1650 61.2	323 12.0	564 20.9	731 27.1	923 34.2	478 17.7	1794 66.6	478 17.7	1172 43.5	697 25.8	248 9.2	420 15.6	36 1.3
B079: What have been the most important reasons for your taking cocaine? (Mark all that apply.)																
A. To experiment—to see what it's like	76.9	83.5	73.7	83.9	26.8	89.8	70.6	76.5	68.9	80.9	66.0	-	-	81.0	80.0	58.3
B. To relax or relieve tension	12.6	7.9	20.7	12.1	-	10.7	5.5	14.7	15.4	9.5	31.5	-	-	6.9	8.5	37.4
C. To feel good or get high	61.2	55.1	72.9	61.2	26.8	63.1	60.1	57.2	65.8	67.2	68.7	-	-	42.7	62.8	65.1
D. To seek deeper insights and understanding	4.5	2.1	8.5	6.6	-	4.3	1.1	4.5	6.5	7.0	3.3	-	-	13.6	4.2	-
E. To have a good time with my friends	36.5	37.4	43.0	42.1	26.8	41.8	29.8	39.5	30.8	40.1	53.7	-	-	20.8	39.0	33.7
F. To fit in with a group I like	3.7	4.2	4.0	3.3	26.8	2.7	7.1	1.0	6.5	5.5	3.3	-	-	-	4.8	-
G. To get away from my problems or troubles	11.0	10.9	9.0	10.5	-	10.7	1.1	3.0	28.5	9.9	9.9	-	-	-	12.8	8.6
H. Because of boredom, nothing else to do	25.6	21.7	33.8	24.8	73.2	46.3	29.4	17.7	15.3	25.1	35.6	-	-	6.9	27.0	30.6
I. Because of anger or frustration	7.9	6.5	9.2	5.2	73.2	10.9	-	2.8	17.0	6.7	11.8	-	-	6.9	6.6	15.3
J. To get through the day	10.1	7.8	11.6	7.8	-	6.0	2.3	9.0	20.0	7.3	12.4	-	-	4.1	9.4	17.2
K. To increase the effects of some other drug(s)	12.9	9.4	20.6	14.7	-	25.5	14.4	3.2	14.0	12.4	15.2	-	-	-	14.4	13.8
L. To decrease (offset) the effects of some other drug(s)	4.6	3.4	7.3	5.7	-	6.0	5.5	-	9.5	4.4	4.0	-	-	-	5.1	5.1
M. To stay awake	25.7	17.8	35.4	24.9	-	20.4	7.8	31.0	33.4	26.0	32.7	-	-	4.1	26.4	35.8
N. To get more energy	31.4	23.5	40.5	32.4	-	34.3	13.4	37.9	29.6	31.5	37.9	-	-	4.1	33.9	36.1
O. Because I am "hooked"—I have to have it	1.1	1.3	-	-	-	-	-	-	4.5	-	2.7	-	-	-	1.5	-
<i>Item 4370-4510 Subject A06a</i> <i>N†</i>	123	59	50	84	2	30	18	45	31	67	24	-	-	12	93	18
B080: When you take cocaine, how high do you usually get?																
1. Not at all high	4.4	5.8	-	3.5	-	13.2	4.2	-	2.1	4.3	2.3	-	-	4.3	5.3	-
2. A little high	15.7	13.1	20.2	13.9	-	11.9	9.7	14.5	25.1	14.9	30.7	-	-	30.4	11.0	29.6
3. Moderately high	31.2	30.2	35.3	34.9	-	30.2	24.6	50.2	7.9	29.8	24.1	-	-	20.0	34.6	21.6
4. Very high	45.1	48.6	38.5	43.9	100.0	42.7	54.1	32.1	61.3	46.6	36.6	-	-	34.2	46.5	45.6
5. I don't take it to get high	3.6	2.3	6.0	3.9	-	1.9	7.4	3.1	3.6	4.3	6.2	-	-	11.1	2.7	3.2
<i>Item 4520 Subject A01e</i> <i>N†</i>	125	62	50	89	0	31	19	45	30	71	23	-	-	13	94	18
B081: When you take cocaine, how long do you usually stay high?																
1. Usually don't get high	8.2	11.3	2.8	8.2	-	10.6	20.7	4.0	4.0	9.9	8.1	-	-	36.0	5.7	-
2. One to two hours	52.6	53.9	56.0	56.3	73.2	41.7	29.4	69.4	53.1	53.9	58.1	-	-	35.4	56.6	46.1
3. Three to six hours	25.6	23.7	26.0	23.7	26.8	36.1	26.8	19.0	24.5	26.2	11.9	-	-	13.0	27.7	24.5
4. Seven to 24 hours	13.6	11.0	15.3	11.7	-	11.7	23.1	7.6	18.3	10.0	22.0	-	-	15.6	10.0	29.4
5. More than 24 hours	-	-	-	-	-	-	-	-	-	-	-	-	-	-	-	-
<i>Item 4530 Subject A01f</i> <i>N†</i>	125	62	50	87	2	30	19	45	30	70	24	-	-	13	92	19
B082: Have you ever tried to stop using cocaine and found that you couldn't stop?																
1. Yes	6.7	5.0	9.2	4.8	-	11.4	9.1	1.1	8.8	3.0	11.5	-	-	-	5.8	15.5
2. No	93.3	95.0	90.8	95.2	100.0	88.6	90.9	98.9	91.2	97.0	88.5	-	-	100.0	94.2	84.5
<i>Item 4540 Subject A01i</i> <i>N†</i>	125	62	51	89	2	31	18	45	30	70	24	-	-	13	92	19
B083: What forms of cocaine have you used? (Mark all that apply.)																
A. Cocaine powder	95.9	94.1	97.3	94.2	100.0	100.0	95.0	94.3	95.0	98.0	88.0	-	-	88.2	96.7	96.9
B. "Crack" or "rock"	41.2	43.1	38.9	35.6	73.2	38.7	49.3	27.9	58.4	31.9	64.7	-	-	30.2	35.6	73.1
C. "Freebase" or "base"	17.4	13.7	22.5	14.1	73.2	24.7	6.1	6.3	32.3	17.1	23.9	-	-	-	15.1	37.4
D. Coca paste	6.1	4.4	9.4	3.9	-	8.9	1.3	5.1	7.5	4.1	12.4	-	-	-	4.7	16.1
<i>Item 4531-4534 Subject A01l</i> <i>N†</i>	121	59	52	85	2	29	16	45	31	69	24	-	-	11	91	19
B084: What methods have you used for taking cocaine? (Mark all that apply.)																
A. Sniffing or "snorting"	87.6	79.3	95.0	84.7	73.2	97.9	94.5	74.7	93.6	88.5	92.0	-	-	81.0	88.9	85.8
B. Smoking	60.8	67.1	53.8	59.9	100.0	61.4	69.9	47.1	75.8	53.3	74.7	-	-	39.3	55.5	96.9
C. Injection	3.9	3.9	4.6	3.8	-	-	1.4	4.2	8.2	2.6	8.6	-	-	-	0.9	19.8
D. Inhaling fumes	20.2	25.4	13.0	14.6	100.0	15.0	-	16.3	40.3	11.4	36.7	-	-	18.4	15.6	42.6
E. By mouth	29.5	24.2	35.5	28.3	-	37.0	18.8	27.3	30.9	25.4	40.8	-	-	-	28.8	49.3
F. Other	7.2	6.2	9.8	5.8	-	8.2	-	12.6	1.8	10.1	4.6	-	-	-	8.4	5.6
<i>Item 4550-4590 Subject A05d</i> <i>N†</i>	120	59	50	85	2	29	15	45	31	69	24	-	-	11	89	19

†=excludes respondents for whom question was inappropriate.

MONITORING THE FUTURE

QUESTIONNAIRE FORM 1 1997	TOTAL	SEX		RACE		REGION				COLLEGE PLANS?		ILLICIT DRUG USE: LIFETIME				
		M	F	White	Black	NE	NC	S	W	Yes	No	None	Mari- juana Only	Few Pills	More Pills	Any Her- oin
<i>N (Weighted No. of Cases):</i>	2696	1147	1284	1650	323	564	731	923	478	1794	478	1172	697	248	420	36
<i>% of Weighted Total:</i>	100.0	42.6	47.6	61.2	12.0	20.9	27.1	34.2	17.7	66.6	17.7	43.5	25.8	9.2	15.6	1.3
B085: Do you think you will be using cocaine five years from now?																
1. I definitely will	0.8	1.3	0.3	0.8	-	0.6	0.8	0.8	0.8	0.6	0.8	0.4	0.5	0.9	1.2	3.5
2. I probably will	0.9	0.8	0.9	0.8	-	1.2	0.2	0.9	1.9	0.6	1.2	-	0.2	0.6	4.4	10.0
3. I probably will not	7.5	8.2	6.4	7.3	3.2	8.8	7.6	6.2	8.2	6.8	8.2	3.8	6.4	8.4	18.0	31.3
4. I definitely will not	90.8	89.8	92.5	91.1	96.8	89.4	91.5	92.1	89.0	91.9	89.9	95.8	92.9	90.2	76.4	55.3
<i>Item 4600 Subject A04a</i>	<i>N</i> 2479	1103	1261	1619	305	504	678	852	444	1763	459	1123	657	240	380	36
The next questions are about HEROIN.																
B086: On how many occasions (if any) have you taken heroin . . .																
B086A: . . . in your lifetime?																
1. 0 occasions	98.5	98.4	98.6	98.4	99.4	98.2	99.0	98.5	98.2	98.9	97.2	100.0	100.0	100.0	100.0	-
2. 1-2	0.8	1.0	0.6	0.9	-	0.9	0.6	0.7	0.9	0.7	0.9	-	-	-	-	51.4
3. 3-5	0.2	-	0.3	0.2	0.4	-	*	0.3	0.3	*	0.8	-	-	-	-	11.5
4. 6-9	0.1	*	0.1	0.1	-	-	-	0.1	0.3	0.1	0.1	-	-	-	-	4.5
5. 10-19	0.1	0.1	0.1	0.1	0.2	0.2	-	0.2	-	*	0.5	-	-	-	-	7.2
6. 20-39	0.2	0.3	-	0.1	-	0.3	0.3	0.1	0.1	0.1	0.4	-	-	-	-	13.7
7. 40 or more	0.2	0.1	0.2	0.3	-	0.4	0.1	0.1	0.2	0.2	0.2	-	-	-	-	11.7
<i>Item 1100 Subject A01a</i>	<i>N</i> 2456	1087	1256	1610	303	496	673	845	443	1747	457	1123	656	237	373	36
B086B: . . . during the last 12 months?																
1. 0 occasions	99.0	99.0	98.8	98.9	99.4	99.1	99.7	98.5	98.5	99.2	97.9	100.0	100.0	100.0	100.0	29.7
2. 1-2	0.7	0.6	0.9	0.8	0.4	0.4	0.3	1.0	1.2	0.5	1.4	-	-	-	-	49.4
3. 3-5	*	*	*	0.1	-	-	-	0.1	-	*	0.1	-	-	-	-	2.5
4. 6-9	0.1	-	0.1	0.1	0.2	-	-	0.2	-	*	0.2	-	-	-	-	4.2
5. 10-19	0.1	0.2	0.1	0.1	-	0.2	-	0.1	0.1	0.1	0.4	-	-	-	-	8.5
6. 20-39	*	0.1	-	*	-	-	-	-	0.2	*	-	-	-	-	-	2.1
7. 40 or more	0.1	*	0.1	0.1	-	0.2	-	0.1	-	0.1	-	-	-	-	-	3.5
<i>Item 1110 Subject A01b</i>	<i>N</i> 2459	1089	1256	1611	303	496	673	846	445	1749	457	1123	656	237	374	36
B086C: . . . during the last 30 days?																
1. 0 occasions	99.7	99.7	99.6	99.7	99.8	99.4	100.0	99.6	99.7	99.7	99.3	100.0	100.0	100.0	100.0	77.7
2. 1-2	0.1	*	0.2	0.1	0.2	0.2	*	0.2	-	0.1	0.3	-	-	-	-	8.2
3. 3-5	-	-	-	-	-	-	-	-	-	-	-	-	-	-	-	-
4. 6-9	*	-	0.1	0.1	-	0.2	-	-	-	0.1	-	-	-	-	-	3.3
5. 10-19	0.2	0.3	0.1	0.1	-	0.2	-	0.2	0.3	0.1	0.4	-	-	-	-	10.9
6. 20-39	-	-	-	-	-	-	-	-	-	-	-	-	-	-	-	-
7. 40 or more	-	-	-	-	-	-	-	-	-	-	-	-	-	-	-	-
<i>Item 1120 Subject A01c</i>	<i>N</i> 2459	1089	1256	1611	303	496	674	846	444	1748	458	1123	657	237	374	36
The next questions are about NARCOTICS OTHER THAN HEROIN, which are sometimes prescribed by doctors. Drugstores are not supposed to sell them without a prescription. These include: Methadone, Codeine, Talwin, Morphine, Opium, Demerol, Laudanum, Paregoric.																
B087: Have you ever taken any narcotics other than heroin because a doctor told you to use them?																
1. No	87.0	87.7	86.0	83.9	95.5	86.3	89.2	84.6	89.1	86.2	88.7	92.2	87.0	77.3	76.3	94.0
2. Yes, but I had already tried them on my own	1.6	2.1	1.0	1.6	0.6	1.9	1.0	1.5	2.1	1.7	1.2	0.1	0.2	2.3	7.9	3.9
3. Yes, and it was the first time I took any	11.4	10.2	13.0	14.5	4.0	11.8	9.7	13.9	8.9	12.1	10.1	7.7	12.8	20.4	15.8	2.2
<i>Item 5020 Subject A01j</i>	<i>N</i> 2437	1082	1248	1604	304	484	671	848	435	1748	446	1111	645	232	375	36
B088: On how many occasions (if any) have you taken narcotics other than heroin on your own—that is, without a doctor telling you to take them . . .																

DESCRIPTIVE RESULTS: 1997

77

QUESTIONNAIRE FORM 1 1997	TOTAL	SEX		RACE		REGION				COLLEGE PLANS?		ILLICIT DRUG USE: LIFETIME				
		M	F	White	Black	NE	NC	S	W	Yes	No	None	Mari- juana Only	Few Pills	More Pills	Any Her- oin
<i>N (Weighted No. of Cases):</i>	2696	1147	1284	1650	323	564	731	923	478	1794	478	1172	697	248	420	36
<i>% of Weighted Total:</i>	100.0	42.6	47.6	61.2	12.0	20.9	27.1	34.2	17.7	66.6	17.7	43.5	25.8	9.2	15.6	1.3
B088A: . . . in your lifetime?																
1. 0 occasions	91.8	92.5	91.4	90.8	96.2	89.2	94.7	90.9	91.8	92.2	92.4	100.0	100.0	83.3	62.5	33.6
2. 1-2	3.9	3.6	4.3	4.7	1.6	5.1	3.1	4.1	3.8	3.7	3.3	-	-	16.7	14.0	16.9
3. 3-5	1.6	1.5	1.5	1.4	0.9	1.9	0.7	1.8	2.2	1.5	1.3	-	-	-	9.4	11.5
4. 6-9	1.2	0.5	1.6	1.2	0.7	2.0	0.5	1.0	1.7	1.1	1.3	-	-	-	6.7	12.9
5. 10-19	0.6	0.6	0.7	0.8	0.5	0.4	0.6	0.9	0.3	0.6	0.5	-	-	-	3.7	3.5
6. 20-39	0.5	0.8	0.4	0.7	-	0.6	0.4	0.8	0.2	0.4	0.6	-	-	-	2.4	12.0
7. 40 or more	0.3	0.5	0.2	0.4	-	0.8	-	0.6	-	0.4	0.5	-	-	-	1.4	9.7
<i>Item 1130 Subject A01a</i>	<i>N</i> 2427	1083	1239	1600	301	482	675	836	435	1740	447	1120	642	230	367	35
B088B: . . . during the last 12 months?																
1. 0 occasions	94.9	95.1	95.0	94.2	97.6	93.1	97.0	93.8	95.8	95.0	96.2	100.0	100.0	93.4	74.6	56.7
2. 1-2	2.9	2.7	2.9	3.4	1.1	3.5	2.1	3.2	2.8	2.9	1.3	-	-	6.6	13.3	16.5
3. 3-5	1.1	0.7	1.1	0.9	0.7	1.5	0.3	1.5	0.9	0.9	1.1	-	-	-	6.2	8.1
4. 6-9	0.7	0.8	0.7	0.9	0.5	1.2	0.4	0.7	0.5	0.9	0.5	-	-	-	3.4	12.3
5. 10-19	0.3	0.4	0.3	0.4	-	0.4	0.2	0.5	-	0.2	0.7	-	-	-	1.4	6.3
6. 20-39	0.2	0.3	*	0.2	-	0.3	-	0.3	-	0.2	0.2	-	-	-	1.1	-
7. 40 or more	-	-	-	-	-	-	-	-	-	-	-	-	-	-	-	-
<i>Item 1140 Subject A01b</i>	<i>N</i> 2435	1085	1244	1603	301	485	675	837	438	1744	449	1122	645	231	369	35
B088C: . . . during the last 30 days?																
1. 0 occasions	98.2	98.9	97.7	98.4	98.5	97.1	98.9	97.9	98.7	98.4	97.7	100.0	100.0	99.1	90.4	81.1
2. 1-2	1.4	0.7	1.7	1.2	0.9	2.4	0.8	1.6	0.7	1.4	1.0	-	-	0.9	8.0	4.7
3. 3-5	0.3	0.2	0.3	0.2	0.5	0.5	-	0.2	0.4	0.2	0.6	-	-	-	0.9	7.9
4. 6-9	0.1	-	0.3	0.2	-	-	0.2	0.1	0.2	-	0.4	-	-	-	0.7	2.7
5. 10-19	0.1	0.1	-	-	-	-	-	0.2	-	-	0.3	-	-	-	-	3.6
6. 20-39	-	-	-	-	-	-	-	-	-	-	-	-	-	-	-	-
7. 40 or more	-	-	-	-	-	-	-	-	-	-	-	-	-	-	-	-
<i>Item 1150 Subject A01c</i>	<i>N</i> 2438	1087	1245	1606	301	485	676	839	438	1745	450	1122	646	231	371	35
IF YOU HAVE NOT TAKEN NARCOTICS OTHER THAN HEROIN IN THE LAST TWELVE MONTHS, GO TO Q.B097.																
THE FOLLOWING QUESTIONS REFER ONLY TO TAKING NARCOTICS OTHER THAN HEROIN WITHOUT A DOCTOR'S ORDERS. IF YOU HAVE NOT DONE THIS IN THE LAST TWELVE MONTHS, GO TO Q.B097.																
B089: When you used narcotics other than heroin during the last year, how often did you use them in each of the following situations?																
B089A: When you were alone																
1. Not at all	55.9	62.6	45.6	54.4	54.8	60.4	81.0	45.2	49.3	55.4	26.5	-	-	61.9	57.0	38.0
2. A few of the times	24.6	23.6	27.2	24.2	33.6	19.2	-	31.2	41.8	23.2	52.1	-	-	12.6	23.4	44.0
3. Some of the times	9.6	7.9	12.5	9.2	-	10.2	8.6	9.9	8.9	7.0	21.4	-	-	-	9.7	18.0
4. Most of the times	5.2	4.6	6.3	6.6	-	3.0	-	11.0	-	7.5	-	-	-	-	7.0	-
5. Every time	4.7	1.4	8.4	5.5	11.5	7.2	10.3	2.7	-	6.8	-	-	-	25.5	2.9	-
<i>Item 5030 Subject A05a</i>	<i>N†</i> 103	47	50	80	4	28	17	40	18	71	16	-	-	10	76	14
B089B: With just 1 or 2 other people																
1. Not at all	23.2	20.2	24.0	21.8	-	25.2	52.9	8.0	26.2	26.0	13.0	-	-	78.2	18.9	-
2. A few of the times	39.3	30.8	47.1	35.3	88.5	53.8	24.0	35.6	42.0	37.1	49.7	-	-	14.2	43.4	39.5
3. Some of the times	7.3	7.3	8.1	6.2	-	6.5	-	7.2	16.0	4.4	27.6	-	-	-	4.8	26.2
4. Most of the times	15.3	21.3	9.6	18.8	-	12.6	9.8	20.9	11.3	19.2	-	-	-	-	16.8	18.7
5. Every time	14.9	20.3	11.2	17.8	11.5	1.9	13.3	28.3	4.5	13.3	9.7	-	-	7.6	16.1	15.5
<i>Item 5040 Subject A05b</i>	<i>N†</i> 100	47	48	78	4	26	17	40	17	69	15	-	-	8	75	14
B089C: At a party																
1. Not at all	53.1	54.5	51.4	55.0	36.7	46.7	57.9	57.0	49.0	49.3	44.4	-	-	65.5	55.6	24.1
2. A few of the times	22.5	23.2	20.4	22.1	51.8	25.5	24.4	16.6	29.9	26.3	12.1	-	-	24.8	20.0	38.2
3. Some of the times	10.3	9.0	12.8	7.7	-	14.4	-	10.2	13.9	7.8	31.0	-	-	-	7.9	31.0
4. Most of the times	4.4	7.2	2.0	5.7	-	3.2	-	8.7	-	4.9	6.1	-	-	-	4.6	6.7
5. Every time	9.7	6.1	13.3	9.5	11.5	10.2	17.7	7.5	7.2	11.6	6.5	-	-	9.7	11.9	-
<i>Item 5050 Subject A05c</i>	<i>N†</i> 99	47	46	76	4	26	16	40	17	69	15	-	-	8	74	14

†=excludes respondents for whom question was inappropriate.*=less than .05 percent.

MONITORING THE FUTURE

QUESTIONNAIRE FORM 1 1997	TOTAL	SEX		RACE		REGION				COLLEGE PLANS?		ILLICIT DRUG USE: LIFETIME					
		M	F	White	Black	NE	NC	S	W	Yes	No	None	Mari- juana Only	Few Pills	More Pills	Any Her- oin	
<i>N (Weighted No. of Cases):</i>	2696	1147	1284	1650	323	564	731	923	478	1794	478	1172	697	248	420	36	
<i>% of Weighted Total:</i>	100.0	42.6	47.6	61.2	12.0	20.9	27.1	34.2	17.7	66.6	17.7	43.5	25.8	9.2	15.6	1.3	
B089D: When your date or spouse was present																	
1. Not at all	67.6	73.0	60.1	68.8	51.8	71.4	61.6	62.8	79.5	65.0	62.7	-	-	81.1	64.8	69.1	
2. A few of the times	15.4	11.5	19.5	13.1	36.7	20.9	28.1	12.9	-	17.4	5.4	-	-	17.1	18.2	1.5	
3. Some of the times	8.4	9.2	8.6	7.6	-	7.7	-	9.3	16.0	8.6	16.2	-	-	-	7.6	19.5	
4. Most of the times	2.6	1.6	3.9	3.4	-	-	-	4.5	4.5	2.4	6.1	-	-	-	1.6	10.0	
5. Every time	6.0	4.6	8.1	7.2	11.5	-	10.3	10.5	-	6.6	9.7	-	-	1.8	7.8	-	
<i>Item 5060 Subject A05b</i>	<i>N†</i>	100	47	48	78	4	26	17	40	17	69	15	-	-	8	75	14
B089E: When people over age 30 were present																	
1. Not at all	65.5	68.1	65.6	68.0	88.5	68.2	75.6	58.5	68.0	66.4	61.7	-	-	83.1	64.6	63.3	
2. A few of the times	16.4	13.5	14.7	14.8	11.5	10.2	11.9	22.3	15.5	15.1	12.5	-	-	9.2	14.3	25.5	
3. Some of the times	12.3	11.9	14.0	9.7	-	19.0	8.1	11.6	9.3	11.0	21.6	-	-	-	14.2	11.3	
4. Most of the times	2.9	4.8	1.3	3.8	-	2.7	-	2.5	7.2	3.3	4.2	-	-	7.7	3.0	-	
5. Every time	2.9	1.7	4.4	3.8	-	-	4.4	5.1	-	4.2	-	-	-	-	3.8	-	
<i>Item 5070 Subject A05b</i>	<i>N†</i>	101	47	49	78	4	24	18	42	17	70	15	-	-	8	77	14
B089F: During the daytime (before 4:00 p.m.)																	
1. Not at all	53.8	53.3	57.1	59.9	18.1	56.6	80.9	46.2	38.6	55.5	42.5	-	-	82.9	51.0	48.0	
2. A few of the times	24.9	19.0	27.6	17.0	81.9	32.7	6.6	18.8	48.6	22.6	34.0	-	-	17.1	26.5	23.0	
3. Some of the times	17.8	23.3	13.9	20.4	-	7.1	8.1	33.4	5.5	18.1	23.5	-	-	-	17.9	29.0	
4. Most of the times	2.7	2.6	1.4	1.6	-	3.6	-	1.6	7.2	2.7	-	-	-	-	3.6	-	
5. Every time	0.8	1.7	-	1.0	-	-	4.4	-	-	1.2	-	-	-	-	1.1	-	
<i>Item 5080 Subject A05c</i>	<i>N†</i>	99	47	49	77	4	23	18	40	17	69	15	-	-	8	76	14
B089G: At your home (or apartment or dorm)																	
1. Not at all	53.1	55.8	48.0	49.7	51.8	53.5	61.2	44.3	65.1	47.3	57.4	-	-	51.7	49.3	70.6	
2. A few of the times	22.7	29.8	16.3	22.5	36.7	27.4	9.6	27.3	18.9	26.2	15.0	-	-	48.3	23.0	7.7	
3. Some of the times	8.9	8.0	10.4	8.8	-	-	8.6	11.1	16.0	5.5	22.3	-	-	-	7.6	21.7	
4. Most of the times	3.9	6.4	1.7	5.0	-	7.1	-	5.3	-	4.4	5.4	-	-	-	5.1	-	
5. Every time	11.5	-	23.6	14.0	11.5	12.0	20.7	12.0	-	16.5	-	-	-	-	15.0	-	
<i>Item 5090 Subject A05c</i>	<i>N†</i>	98	47	48	77	4	23	17	40	17	68	15	-	-	8	75	14
B089H: At school																	
1. Not at all	80.0	83.3	78.9	86.3	51.8	86.8	95.3	72.8	72.2	83.5	57.2	-	-	100.0	80.6	63.3	
2. A few of the times	15.4	11.3	16.9	11.6	36.7	13.2	-	22.2	17.6	12.6	30.7	-	-	-	14.6	30.0	
3. Some of the times	2.7	3.7	2.0	1.0	-	-	-	2.3	10.1	1.2	12.1	-	-	-	2.3	6.7	
4. Most of the times	1.1	-	2.3	-	11.5	-	-	2.7	-	1.6	-	-	-	-	1.4	-	
5. Every time	0.8	1.7	-	1.0	-	-	4.7	-	-	1.2	-	-	-	-	1.1	-	
<i>Item 5100 Subject A05c</i>	<i>N†</i>	98	47	48	77	4	23	17	40	17	68	15	-	-	8	75	14
B089I: In a car																	
1. Not at all	67.8	62.3	70.7	64.5	51.8	74.9	82.8	55.4	73.6	67.4	42.5	-	-	92.3	68.9	45.3	
2. A few of the times	14.6	11.9	18.6	16.1	36.7	11.1	7.7	18.6	16.2	12.8	35.1	-	-	-	14.4	25.7	
3. Some of the times	9.5	16.3	3.4	9.7	-	5.4	-	17.2	5.5	9.8	16.3	-	-	7.7	10.4	6.7	
4. Most of the times	6.5	6.3	7.2	7.8	11.5	8.5	-	8.7	4.6	7.9	6.1	-	-	-	4.4	22.2	
5. Every time	1.5	3.2	-	2.0	-	-	9.4	-	-	2.2	-	-	-	-	2.0	-	
<i>Item 5120 Subject A05c</i>	<i>N†</i>	96	47	46	76	4	23	16	40	17	68	15	-	-	8	73	14
B090: How many of the times when you used narcotics other than heroin during the last year did you use them along with each of the following drugs—that is, so that their effects overlapped?																	
B090A: With alcohol																	
1. Not at all	54.6	61.3	52.4	55.5	88.5	38.2	64.7	53.3	71.8	56.9	37.6	-	-	73.4	50.4	62.3	
2. A few of the times	18.4	14.1	19.3	16.2	-	27.0	16.5	14.4	17.9	15.3	32.1	-	-	24.8	17.6	19.7	
3. Some of the times	2.0	1.4	2.7	1.7	-	-	-	3.1	4.2	1.9	4.2	-	-	-	1.7	4.5	
4. Most of the times	13.8	16.6	11.3	13.9	-	14.4	8.6	18.6	6.2	12.8	19.0	-	-	-	15.7	13.5	
5. Every time	11.2	6.7	14.3	12.6	11.5	20.4	10.2	10.5	-	13.1	7.1	-	-	1.8	14.5	-	
<i>Item 5130 Subject A01h</i>	<i>N†</i>	96	45	47	73	4	23	17	40	15	66	15	-	-	8	73	14

†=excludes respondents for whom question was inappropriate.

DESCRIPTIVE RESULTS: 1997

79

QUESTIONNAIRE FORM 1 1997	TOTAL	SEX		RACE		REGION				COLLEGE PLANS?		ILLICIT DRUG USE: LIFETIME					
		M	F	White	Black	NE	NC	S	W	Yes	No	None	Mari- juana Only	Few Pills	More Pills	Any Her- oin	
<i>N (Weighted No. of Cases):</i> <i>% of Weighted Total:</i>	2696 100.0	1147 42.6	1284 47.6	1650 61.2	323 12.0	564 20.9	731 27.1	923 34.2	478 17.7	1794 66.6	478 17.7	1172 43.5	697 25.8	248 9.2	420 15.6	36 1.3	
B090B: With marijuana																	
1. Not at all	43.6	43.3	44.7	42.9	33.6	34.3	41.4	43.6	58.8	41.3	43.2	-	-	67.3	42.8	28.3	
2. A few of the times	18.2	17.5	19.5	17.7	54.8	19.9	15.3	22.9	7.5	18.9	26.9	-	-	24.8	17.9	17.3	
3. Some of the times	8.5	13.2	4.7	11.0	-	3.5	9.9	12.8	3.9	11.5	4.2	-	-	-	11.2	-	
4. Most of the times	9.3	8.8	9.4	8.6	-	14.2	8.6	5.1	13.2	7.5	12.6	-	-	-	9.4	14.9	
5. Every time	20.4	17.2	21.6	19.8	11.5	28.0	24.8	15.7	16.6	20.7	13.1	-	-	7.9	18.7	39.6	
<i>Item 5140 Subject A01h</i>	<i>N†</i>	97	47	46	76	4	23	17	40	16	67	15	-	-	8	75	13
B090C: With LSD																	
1. Not at all	91.3	96.4	87.8	92.9	100.0	86.3	100.0	93.4	84.5	93.5	79.3	-	-	98.0	91.5	85.9	
2. A few of the times	2.0	-	4.2	1.3	-	-	-	2.3	6.0	-	13.8	-	-	-	-	14.1	
3. Some of the times	4.3	1.5	7.7	5.6	-	8.7	-	1.6	9.5	6.3	-	-	-	-	5.7	-	
4. Most of the times	1.0	2.1	-	-	-	-	-	2.3	-	-	6.9	-	-	-	1.3	-	
5. Every time	1.3	-	0.3	0.2	-	5.0	-	0.4	-	0.2	-	-	-	2.0	1.5	-	
<i>Item 5150 Subject A01h</i>	<i>N†</i>	95	45	45	74	4	23	16	40	16	66	14	-	-	8	73	13
B090D: With psychedelics other than LSD																	
1. Not at all	99.0	100.0	97.9	100.0	100.0	100.0	100.0	100.0	94.0	100.0	93.1	-	-	100.0	100.0	92.9	
2. A few of the times	1.0	-	2.1	-	-	-	-	-	6.0	-	6.9	-	-	-	-	7.1	
3. Some of the times	-	-	-	-	-	-	-	-	-	-	-	-	-	-	-	-	
4. Most of the times	-	-	-	-	-	-	-	-	-	-	-	-	-	-	-	-	
5. Every time	-	-	-	-	-	-	-	-	-	-	-	-	-	-	-	-	
<i>Item 5160 Subject A01h</i>	<i>N†</i>	94	45	45	74	4	22	16	40	16	66	14	-	-	8	72	13
B090E: With amphetamines																	
1. Not at all	94.8	96.3	96.7	97.9	100.0	95.2	100.0	94.2	90.4	97.7	86.8	-	-	100.0	96.1	82.6	
2. A few of the times	3.7	3.7	-	1.5	-	4.8	-	4.6	3.9	1.6	5.3	-	-	-	3.9	5.4	
3. Some of the times	0.5	-	1.1	0.6	-	-	-	1.2	-	0.7	-	-	-	-	-	3.9	
4. Most of the times	1.0	-	2.2	-	-	-	-	-	5.8	-	7.9	-	-	-	-	8.1	
5. Every time	-	-	-	-	-	-	-	-	-	-	-	-	-	-	-	-	
<i>Item 5170 Subject A01h</i>	<i>N†</i>	92	46	43	71	4	22	16	38	16	66	12	-	-	8	72	12
B090F: With quaaludes																	
1. Not at all	99.3	98.6	100.0	100.0	100.0	100.0	100.0	100.0	96.1	100.0	95.6	-	-	100.0	100.0	95.5	
2. A few of the times	0.7	1.4	-	-	-	-	-	-	3.9	-	4.4	-	-	-	-	4.5	
3. Some of the times	-	-	-	-	-	-	-	-	-	-	-	-	-	-	-	-	
4. Most of the times	-	-	-	-	-	-	-	-	-	-	-	-	-	-	-	-	
5. Every time	-	-	-	-	-	-	-	-	-	-	-	-	-	-	-	-	
<i>Item 5180 Subject A01h</i>	<i>N†</i>	95	46	45	74	4	22	16	40	16	66	14	-	-	8	72	14
B090G: With barbiturates																	
1. Not at all	99.3	98.6	100.0	100.0	100.0	100.0	100.0	100.0	96.1	100.0	94.7	-	-	100.0	100.0	94.6	
2. A few of the times	0.7	1.4	-	-	-	-	-	-	3.9	-	5.3	-	-	-	-	5.4	
3. Some of the times	-	-	-	-	-	-	-	-	-	-	-	-	-	-	-	-	
4. Most of the times	-	-	-	-	-	-	-	-	-	-	-	-	-	-	-	-	
5. Every time	-	-	-	-	-	-	-	-	-	-	-	-	-	-	-	-	
<i>Item 5190 Subject A01h</i>	<i>N†</i>	92	46	43	71	4	22	16	38	16	66	12	-	-	8	72	12
B090H: With tranquilizers																	
1. Not at all	95.8	98.6	92.7	95.5	100.0	100.0	100.0	91.8	96.1	100.0	70.9	-	-	100.0	100.0	72.2	
2. A few of the times	4.2	1.4	7.3	4.5	-	-	-	8.2	3.9	-	29.1	-	-	-	-	27.8	
3. Some of the times	-	-	-	-	-	-	-	-	-	-	-	-	-	-	-	-	
4. Most of the times	-	-	-	-	-	-	-	-	-	-	-	-	-	-	-	-	
5. Every time	-	-	-	-	-	-	-	-	-	-	-	-	-	-	-	-	
<i>Item 5200 Subject A01h</i>	<i>N†</i>	93	45	44	72	4	20	17	40	16	65	13	-	-	8	70	14
B090I: With cocaine																	
1. Not at all	89.6	97.2	80.7	88.8	100.0	90.8	87.9	89.3	90.4	92.6	66.2	-	-	100.0	93.7	62.3	
2. A few of the times	4.6	1.4	8.5	5.1	-	-	-	9.1	3.9	0.7	27.2	-	-	-	-	31.0	
3. Some of the times	2.8	1.4	4.6	3.7	-	9.2	-	1.6	-	4.0	-	-	-	-	3.8	-	
4. Most of the times	2.9	-	6.2	2.5	-	-	12.1	-	5.8	2.7	6.6	-	-	-	2.5	6.7	
5. Every time	-	-	-	-	-	-	-	-	-	-	-	-	-	-	-	-	
<i>Item 5210 Subject A01h</i>	<i>N†</i>	93	46	43	72	4	22	15	40	16	66	14	-	-	8	70	14

†=excludes respondents for whom question was inappropriate.

MONITORING THE FUTURE

QUESTIONNAIRE FORM 1 1997	TOTAL	SEX		RACE		REGION				COLLEGE PLANS?		ILLICIT DRUG USE: LIFETIME					
		M	F	White	Black	NE	NC	S	W	Yes	No	None	Mari- juana Only	Few Pills	More Pills	Any Her- oin	
<i>N (Weighted No. of Cases):</i>	2696	1147	1284	1650	323	564	731	923	478	1794	478	1172	697	248	420	36	
<i>% of Weighted Total:</i>	100.0	42.6	47.6	61.2	12.0	20.9	27.1	34.2	17.7	66.6	17.7	43.5	25.8	9.2	15.6	1.3	
B090J: With heroin																	
1. Not at all	95.7	98.6	92.4	96.5	100.0	94.5	100.0	96.6	90.4	97.5	82.3	-	-	100.0	100.0	70.2	
2. A few of the times	3.4	1.4	5.6	3.5	-	5.5	-	3.4	3.9	2.5	11.0	-	-	-	-	23.0	
3. Some of the times	1.0	-	2.0	-	-	-	-	-	5.8	-	6.6	-	-	-	-	6.7	
4. Most of the times	-	-	-	-	-	-	-	-	-	-	-	-	-	-	-	-	
5. Every time	-	-	-	-	-	-	-	-	-	-	-	-	-	-	-	-	
<i>Item 5220 Subject A01h</i>	<i>N†</i>	96	46	46	74	4	22	17	40	16	67	14	-	-	8	73	14
B091: What have been the most important reasons for your using narcotics other than heroin without a doctor's orders? (Mark all that apply.)																	
A. To experiment—to see what it's like	56.2	68.0	42.1	56.9	66.4	55.1	64.4	61.5	37.1	55.2	55.4	-	-	43.6	55.9	67.7	
B. To relax or relieve tension	42.8	38.0	46.2	45.0	48.2	27.8	47.4	52.4	37.5	40.6	50.5	-	-	21.3	46.5	39.2	
C. To feel good or get high	50.0	45.8	55.4	52.7	66.4	54.7	64.5	43.8	44.9	54.5	55.0	-	-	15.7	55.5	45.9	
D. To seek deeper insights and understanding	5.8	7.2	4.7	4.9	33.6	3.4	-	5.5	15.3	3.3	22.9	-	-	-	4.5	16.5	
E. To have a good time with my friends	32.9	35.6	31.6	34.8	11.5	35.6	46.3	26.1	33.5	40.5	16.6	-	-	1.6	39.1	22.7	
F. To fit in with a group I like	1.3	1.3	1.5	-	-	-	-	1.6	3.9	1.0	4.4	-	-	7.1	-	4.5	
G. To get away from my problems or troubles	17.3	18.3	16.3	16.7	-	15.9	23.6	18.8	9.7	18.0	16.6	-	-	7.1	17.0	23.1	
H. Because of boredom, nothing else to do	19.1	10.8	29.3	20.6	-	21.8	29.7	18.8	5.8	15.6	46.3	-	-	14.1	17.1	33.2	
I. Because of anger or frustration	12.4	12.8	13.1	13.6	-	5.9	21.6	14.0	9.7	13.0	10.8	-	-	-	13.6	14.5	
J. To get through the day	10.1	8.6	12.5	11.9	-	6.8	9.8	14.7	3.9	5.0	33.2	-	-	-	9.3	21.0	
K. To increase the effects of some other drug(s)	17.5	16.8	18.4	19.5	11.5	23.4	11.8	20.7	5.8	19.6	19.5	-	-	-	21.3	10.0	
L. To decrease (offset) the effects of some other drug(s)	1.4	-	3.1	0.6	-	-	-	1.1	5.8	0.7	6.5	-	-	-	-	10.0	
M. To get to sleep	20.3	16.4	24.7	18.1	11.5	20.1	31.2	17.6	17.3	15.8	29.7	-	-	21.4	20.4	16.7	
N. As a substitute for heroin	1.6	1.3	2.1	-	-	-	-	-	9.7	-	10.8	-	-	-	-	11.3	
O. To relieve physical pain	32.4	30.5	37.2	29.4	48.2	26.6	31.4	35.4	34.7	31.7	39.7	-	-	79.0	30.1	14.5	
P. To control coughing	12.4	12.8	13.0	13.4	11.5	8.6	1.4	17.9	14.7	12.2	15.9	-	-	-	13.2	16.5	
Q. Because I am "hooked"—I have to have it	-	-	-	-	-	-	-	-	-	-	-	-	-	-	-	-	
<i>Item 5230-5370 Subject A06a</i>	<i>N†</i>	96	47	45	76	4	25	15	40	16	68	14	-	-	9	73	14
B092: When you take narcotics other than heroin, how high do you usually get?																	
1. Not at all high	5.0	2.7	7.9	2.3	-	-	-	6.0	13.9	2.9	19.4	-	-	7.1	5.7	-	
2. A little high	27.5	31.6	24.1	28.7	36.7	19.4	37.8	35.6	11.8	25.8	22.8	-	-	36.8	28.7	16.5	
3. Moderately high	43.1	46.3	43.4	45.6	63.3	56.2	41.7	40.4	31.8	46.3	38.8	-	-	20.5	43.9	52.2	
4. Very high	11.9	8.5	13.3	10.8	-	10.8	20.5	1.5	31.5	11.2	15.2	-	-	1.6	9.5	31.3	
5. I don't take them to get high	12.4	10.9	11.3	12.6	-	13.7	-	16.5	11.0	13.9	3.8	-	-	33.9	12.2	-	
<i>Item 5380 Subject A01e</i>	<i>N†</i>	96	48	44	75	4	25	14	40	17	69	14	-	-	9	72	14
B093: When you take narcotics other than heroin, how long do you usually stay high?																	
1. Usually don't get high	19.8	11.3	26.6	18.6	-	11.4	7.2	28.2	21.9	17.4	35.3	-	-	35.1	18.5	16.5	
2. One to two hours	36.1	40.5	33.1	34.1	88.5	30.0	30.9	42.5	33.6	37.1	26.0	-	-	20.0	39.6	30.0	
3. Three to six hours	36.5	44.4	27.9	39.9	11.5	50.5	61.9	23.2	27.0	37.7	25.8	-	-	36.5	37.0	31.8	
4. Seven to 24 hours	7.7	3.9	12.4	7.4	-	8.1	-	6.1	17.5	7.9	13.0	-	-	8.3	4.9	21.7	
5. More than 24 hours	-	-	-	-	-	-	-	-	-	-	-	-	-	-	-	-	
<i>Item 5390 Subject A01f</i>	<i>N†</i>	95	47	44	75	4	25	14	40	16	68	14	-	-	9	71	14
B094: What narcotics other than heroin have you taken during the last year without a doctor's orders? (Mark all that apply.)																	
A. Methadone	10.1	7.8	13.6	8.8	33.6	12.6	11.2	9.5	7.2	10.3	8.5	-	-	-	9.7	18.8	
B. Opium	46.8	47.9	45.0	48.2	18.1	48.0	73.3	39.1	39.2	44.2	28.7	-	-	15.7	46.9	67.0	
C. Morphine	25.1	15.2	32.5	18.9	11.5	33.9	32.6	18.8	20.5	22.4	21.8	-	-	34.3	21.0	39.5	
D. Codeine	64.6	62.0	64.3	61.2	81.9	79.3	70.9	60.5	48.0	65.8	62.9	-	-	71.1	72.5	20.2	
E. Demerol	30.5	30.5	27.6	29.7	33.6	36.9	16.5	40.4	11.8	28.9	30.2	-	-	8.3	35.4	20.2	
F. Paregoric	-	-	-	-	-	-	-	-	-	-	-	-	-	-	-	-	
G. Talwin	-	-	-	-	-	-	-	-	-	-	-	-	-	-	-	-	
H. Laudanum	1.6	-	3.4	2.0	-	-	9.8	-	-	-	-	-	-	-	2.1	-	
I. Other	16.5	7.1	28.2	16.9	33.6	19.5	16.3	15.9	14.0	17.8	15.7	-	-	14.1	17.7	12.0	
J. Don't know the names of some I have used	11.6	5.7	19.0	11.7	-	2.5	11.2	11.7	24.4	8.4	26.7	-	-	-	7.7	39.2	
<i>Item 5400-5490 Subject A01i</i>	<i>N†</i>	94	47	43	74	4	24	15	38	17	66	14	-	-	9	71	14

†=excludes respondents for whom question was inappropriate.

DESCRIPTIVE RESULTS: 1997

81

QUESTIONNAIRE FORM 1 1997	TOTAL	SEX		RACE		REGION				COLLEGE PLANS?		ILLICIT DRUG USE: LIFETIME					
		M	F	White	Black	NE	NC	S	W	Yes	No	None	Mari- juana Only	Few Pills	More Pills	Any Her- oin	
<i>N (Weighted No. of Cases):</i>	2696	1147	1284	1650	323	564	731	923	478	1794	478	1172	697	248	420	36	
<i>% of Weighted Total:</i>	100.0	42.6	47.6	61.2	12.0	20.9	27.1	34.2	17.7	66.6	17.7	43.5	25.8	9.2	15.6	1.3	
B095: Have you ever tried to stop using narcotics other than heroin and found that you couldn't stop?																	
1. Yes	1.1	2.2	-	1.4	-	-	-	2.6	-	1.5	-	-	-	-	1.4	-	
2. No	98.9	97.8	100.0	98.6	100.0	100.0	100.0	97.4	100.0	98.5	100.0	-	-	100.0	98.6	100.0	
<i>Item 5500 Subject A01i</i>	<i>N†</i>	<i>97</i>	<i>47</i>	<i>45</i>	<i>77</i>	<i>4</i>	<i>24</i>	<i>15</i>	<i>41</i>	<i>17</i>	<i>69</i>	<i>14</i>	<i>-</i>	<i>-</i>	<i>9</i>	<i>73</i>	<i>14</i>
B096: What methods have you used for taking any of these narcotics other than heroin? (Mark all that apply.)																	
A. Sniffing or "snorting"	16.9	8.4	27.1	15.3	33.6	27.4	11.2	11.1	21.1	11.6	47.4	-	-	-	14.0	43.3	
B. Smoking	45.0	48.6	40.5	42.8	63.3	42.9	42.3	45.0	50.1	37.8	57.4	-	-	15.7	40.7	86.7	
C. Injection	9.9	5.6	15.1	8.1	33.6	5.1	1.4	9.0	26.0	9.8	19.3	-	-	14.9	3.8	38.3	
D. By mouth	72.3	62.6	81.3	72.2	48.2	76.7	70.9	77.9	53.9	73.3	82.8	-	-	71.1	78.0	42.9	
E. Other	0.5	1.0	-	0.6	-	2.1	-	-	-	0.7	-	-	-	5.2	-	-	
<i>Item 5510-5550 Subject A05d</i>	<i>N†</i>	<i>96</i>	<i>47</i>	<i>45</i>	<i>77</i>	<i>4</i>	<i>24</i>	<i>15</i>	<i>41</i>	<i>17</i>	<i>69</i>	<i>14</i>	<i>-</i>	<i>-</i>	<i>9</i>	<i>73</i>	<i>14</i>
B097: Do you think you will be using any narcotics other than heroin without a doctor's orders five years from now?																	
1. I definitely will	0.7	1.1	0.4	0.8	0.2	0.7	0.6	0.8	0.7	0.5	1.1	0.5	0.5	0.7	1.7	3.6	
2. I probably will	1.6	1.1	2.0	2.0	0.7	1.9	0.9	1.8	2.0	1.6	1.7	0.3	0.5	1.5	6.4	14.4	
3. I probably will not	11.9	13.2	10.4	12.4	5.8	15.9	9.9	9.5	15.3	11.0	12.7	6.2	9.9	17.9	26.7	27.4	
4. I definitely will not	85.8	84.6	87.1	84.9	93.4	81.4	88.7	87.9	82.0	86.9	84.5	93.0	89.0	79.9	65.2	54.6	
<i>Item 5560 Subject A04a</i>	<i>N</i>	<i>2449</i>	<i>1099</i>	<i>1256</i>	<i>1612</i>	<i>307</i>	<i>493</i>	<i>672</i>	<i>845</i>	<i>438</i>	<i>1759</i>	<i>456</i>	<i>1118</i>	<i>652</i>	<i>236</i>	<i>367</i>	<i>35</i>
B098: Have you ever attended a treatment program for alcohol or drug abuse where you stayed overnight?																	
1. No, never	98.8	98.9	99.0	99.2	99.4	98.2	98.7	99.6	98.1	99.0	98.8	99.8	99.7	99.3	95.9	77.9	
2. Yes, but not in the past 12 months	0.8	0.7	0.5	0.4	-	1.3	0.8	0.2	1.3	0.5	0.5	0.1	0.3	0.2	3.4	8.6	
3. Yes, sometime in the past 12 months	0.4	0.4	0.5	0.5	0.6	0.6	0.5	0.3	0.6	0.4	0.7	0.2	-	0.5	0.8	13.5	
<i>Item 22360 Subject A08a, T04</i>	<i>N</i>	<i>2451</i>	<i>1101</i>	<i>1255</i>	<i>1618</i>	<i>302</i>	<i>489</i>	<i>677</i>	<i>848</i>	<i>438</i>	<i>1757</i>	<i>460</i>	<i>1121</i>	<i>648</i>	<i>235</i>	<i>371</i>	<i>35</i>
B099: Have you ever received any other kind of professional counseling, treatment, or therapy because of your use of alcohol or drugs?																	
1. No, never	95.5	94.5	96.6	95.4	97.4	95.0	95.7	96.4	94.1	95.8	95.5	99.5	97.6	94.1	83.3	76.8	
2. Yes, but not in the past 12 months	2.3	2.8	1.8	2.4	0.9	3.1	2.4	1.6	2.4	2.0	2.7	0.2	0.8	3.0	9.7	8.9	
3. Yes, sometime in the past 12 months	2.2	2.6	1.6	2.2	1.7	1.9	1.9	2.0	3.4	2.1	1.9	0.3	1.6	2.9	6.9	14.4	
<i>Item 22370 Subject A08a, T04</i>	<i>N</i>	<i>2439</i>	<i>1100</i>	<i>1250</i>	<i>1612</i>	<i>303</i>	<i>486</i>	<i>672</i>	<i>843</i>	<i>438</i>	<i>1750</i>	<i>457</i>	<i>1113</i>	<i>646</i>	<i>236</i>	<i>372</i>	<i>34</i>
B100: When (if ever) did you FIRST do each of the following things? Don't count anything you took because a doctor told you to.																	
B100A: Smoke cigarettes on a daily basis																	
8. Never	65.6	66.2	65.2	59.8	87.8	61.1	62.9	67.6	70.9	70.2	52.0	88.7	55.5	44.4	30.6	14.4	
1. Grade 6 or below	2.5	2.9	2.0	3.1	0.9	2.2	2.9	2.3	2.4	1.6	5.3	0.6	2.0	4.8	6.3	22.4	
2. Grade 7	3.2	3.1	3.2	3.5	0.5	4.9	2.8	2.4	3.5	2.8	4.9	0.7	2.7	7.7	6.8	22.6	
3. Grade 8	4.5	3.9	4.9	5.4	1.6	4.6	5.2	3.7	4.6	4.1	5.1	1.0	5.8	4.3	12.9	10.4	
4. Grade 9 (Freshman)	7.4	7.3	7.7	8.4	1.8	7.1	8.9	7.3	5.8	7.4	8.5	2.5	10.8	10.2	15.1	6.7	
5. Grade 10 (Sophomore)	6.5	6.3	6.7	7.8	1.6	9.0	6.8	5.7	4.9	5.4	10.5	2.1	8.5	10.9	13.1	5.3	
6. Grade 11 (Junior)	6.9	7.0	6.6	8.2	2.6	8.2	6.6	7.7	4.3	6.1	9.0	2.8	9.9	11.6	10.2	9.2	
7. Grade 12 (Senior)	3.4	3.3	3.6	3.7	3.2	3.0	3.8	3.4	3.5	2.6	4.7	1.6	4.8	6.0	4.9	8.9	
<i>Item 5570 Subject A01g</i>	<i>N</i>	<i>2361</i>	<i>1069</i>	<i>1217</i>	<i>1565</i>	<i>292</i>	<i>478</i>	<i>652</i>	<i>801</i>	<i>429</i>	<i>1700</i>	<i>444</i>	<i>1090</i>	<i>620</i>	<i>218</i>	<i>355</i>	<i>33</i>

†=excludes respondents for whom question was inappropriate.

MONITORING THE FUTURE

QUESTIONNAIRE FORM 1 1997	TOTAL	SEX		RACE		REGION				COLLEGE PLANS?		ILLCIT DRUG USE: LIFETIME				
		M	F	White	Black	NE	NC	S	W	Yes	No	None	Mari- juana Only	Few Pills	More Pills	Any Her- oin
<i>N (Weighted No. of Cases):</i>	2696	1147	1284	1650	323	564	731	923	478	1794	478	1172	697	248	420	36
<i>% of Weighted Total:</i>	100.0	42.6	47.6	61.2	12.0	20.9	27.1	34.2	17.7	66.6	17.7	43.5	25.8	9.2	15.6	1.3
B100B: Try an alcoholic beverage—more than just a few sips																
8. Never	14.9	15.3	14.5	12.9	24.0	10.5	17.0	16.2	14.1	16.0	12.6	29.8	3.1	1.1	2.1	-
1. Grade 6 or below	10.4	13.2	8.0	10.9	8.4	13.1	9.8	9.2	10.9	9.2	13.7	6.9	9.1	14.4	17.9	42.6
2. Grade 7	7.1	6.4	7.4	7.0	4.0	7.5	6.8	6.0	9.4	6.9	7.5	3.7	10.7	10.8	8.7	11.5
3. Grade 8	13.4	15.3	11.9	15.2	8.0	12.5	13.2	14.2	13.3	12.9	13.6	6.8	13.3	20.1	25.3	16.8
4. Grade 9 (Freshman)	19.9	18.3	21.6	19.9	17.2	21.4	19.7	20.0	18.1	19.2	22.7	13.9	24.8	27.2	23.9	17.8
5. Grade 10 (Sophomore)	16.7	15.8	17.1	17.7	14.7	17.5	14.9	17.1	17.7	17.5	14.8	16.3	20.3	12.6	15.6	8.2
6. Grade 11 (Junior)	11.0	9.2	12.6	10.5	13.8	11.7	11.1	11.2	10.0	11.7	8.7	13.2	12.8	11.4	3.0	3.2
7. Grade 12 (Senior)	6.5	6.3	6.9	5.9	9.9	5.7	7.7	6.1	6.5	6.7	6.4	9.5	5.8	2.4	3.6	-
<i>Item 5580 Subject A01g</i>	<i>N</i> 2329	1046	1213	1567	273	465	652	791	422	1667	451	1028	634	224	370	34
B100C: Try marijuana or hashish																
8. Never	50.8	50.6	51.2	48.4	58.6	47.5	55.9	53.5	42.1	53.0	45.3	100.0	-	18.5	12.5	3.7
1. Grade 6 or below	1.3	1.6	0.9	1.3	0.3	1.9	1.4	0.9	1.5	0.8	2.1	-	0.9	2.1	4.3	19.4
2. Grade 7	2.2	1.9	2.2	2.1	1.7	1.8	2.6	1.7	3.1	1.9	3.4	-	3.1	4.4	5.2	15.5
3. Grade 8	6.1	7.5	4.8	5.8	5.3	5.8	5.2	5.4	9.3	6.4	5.2	-	8.2	11.2	17.3	19.4
4. Grade 9 (Freshman)	12.4	12.7	12.6	13.1	9.0	14.6	10.8	9.6	18.0	11.7	16.6	-	21.9	21.7	28.7	24.6
5. Grade 10 (Sophomore)	12.7	10.8	14.0	14.2	9.9	14.6	9.3	14.0	12.9	12.2	11.7	-	25.2	25.9	19.6	17.4
6. Grade 11 (Junior)	8.4	9.1	8.1	9.5	6.7	8.7	8.3	9.4	6.3	8.3	8.9	-	23.9	10.0	6.7	-
7. Grade 12 (Senior)	6.0	5.7	6.3	5.6	8.5	5.2	6.5	5.6	6.8	5.7	6.9	-	16.8	6.2	5.8	-
<i>Item 5590 Subject A01g</i>	<i>N</i> 2395	1078	1240	1588	296	482	646	830	437	1725	447	1105	626	228	361	33
B100D: Try LSD																
8. Never	87.4	87.1	88.1	85.4	98.6	87.6	89.2	86.6	86.0	88.3	86.5	100.0	100.0	67.6	43.9	11.2
1. Grade 6 or below	0.1	0.1	0.1	0.1	-	0.5	-	-	-	0.1	-	-	-	-	-	6.7
2. Grade 7	0.5	0.3	0.7	0.5	0.4	0.1	0.4	0.5	1.1	0.4	1.0	-	-	1.3	1.2	13.5
3. Grade 8	0.3	0.2	0.4	0.2	-	0.5	0.2	0.4	0.1	0.4	-	-	-	0.2	1.9	-
4. Grade 9 (Freshman)	2.9	3.1	2.7	3.2	0.4	2.1	2.9	3.5	2.4	2.7	3.8	-	-	3.8	13.1	40.9
5. Grade 10 (Sophomore)	3.9	4.1	3.3	4.6	-	4.2	2.8	3.4	6.4	3.3	4.2	-	-	7.0	20.7	14.6
6. Grade 11 (Junior)	2.9	2.7	3.1	3.6	0.2	4.2	2.6	2.5	2.7	2.8	3.0	-	-	11.1	11.9	6.5
7. Grade 12 (Senior)	2.0	2.5	1.6	2.4	0.4	0.8	1.9	3.2	1.3	1.9	1.4	-	-	9.0	7.3	6.5
<i>Item 5600 Subject A01g</i>	<i>N</i> 2412	1092	1237	1594	299	478	664	833	438	1744	444	1107	641	228	357	33
B100E: Try a psychedelic other than LSD																
8. Never	94.2	92.9	95.0	93.0	99.1	92.2	97.5	94.5	90.8	94.2	94.9	100.0	100.0	90.8	70.1	20.7
1. Grade 6 or below	0.2	-	0.4	0.3	-	0.4	-	0.3	-	0.1	0.5	-	-	-	0.3	12.8
2. Grade 7	0.1	-	0.2	-	0.4	-	-	-	0.4	-	0.4	-	-	-	0.2	4.5
3. Grade 8	0.2	0.2	0.3	0.2	-	0.6	-	0.1	0.4	0.2	0.2	-	-	-	1.1	7.3
4. Grade 9 (Freshman)	1.3	1.4	1.2	1.5	0.5	1.6	1.0	1.2	1.5	1.4	0.8	-	-	1.4	6.6	21.2
5. Grade 10 (Sophomore)	1.4	2.0	1.0	1.6	-	1.2	0.5	1.0	4.0	1.5	1.6	-	-	1.8	8.2	12.9
6. Grade 11 (Junior)	1.6	2.6	0.8	2.1	-	1.6	0.5	2.2	2.2	1.7	0.7	-	-	2.6	8.9	12.7
7. Grade 12 (Senior)	1.0	0.8	1.3	1.4	-	2.5	0.6	0.8	0.6	0.9	0.8	-	-	3.3	4.7	7.9
<i>Item 5610 Subject A01g</i>	<i>N</i> 2373	1066	1228	1565	302	470	652	820	430	1722	439	1114	646	216	324	27
B100F: Try amphetamines																
8. Never	92.0	93.6	90.6	90.3	98.7	91.5	91.9	92.2	92.5	92.6	91.3	100.0	100.0	88.1	54.3	9.0
1. Grade 6 or below	0.3	0.4	0.3	0.5	-	0.5	0.2	0.4	-	0.3	0.5	-	-	0.2	1.7	6.9
2. Grade 7	0.5	0.2	0.8	0.6	0.4	0.6	0.8	0.3	0.3	0.6	0.3	-	-	-	2.7	9.9
3. Grade 8	0.7	0.4	1.0	0.8	-	1.0	0.8	0.6	0.4	0.6	0.9	-	-	1.9	1.8	25.4
4. Grade 9 (Freshman)	1.6	1.2	2.1	1.7	0.6	1.0	1.1	2.1	2.2	1.4	2.3	-	-	1.2	9.9	19.8
5. Grade 10 (Sophomore)	1.5	1.3	1.5	1.7	0.2	1.9	1.0	1.7	1.7	1.4	1.5	-	-	2.3	8.3	21.7
6. Grade 11 (Junior)	2.0	1.9	2.2	2.7	-	2.9	2.2	1.5	1.7	1.9	2.4	-	-	4.9	12.4	-
7. Grade 12 (Senior)	1.3	1.2	1.5	1.7	0.2	0.7	2.0	1.3	1.2	1.2	0.9	-	-	1.3	8.9	7.4
<i>Item 5620 Subject A01g</i>	<i>N</i> 2312	1060	1174	1521	288	466	630	800	416	1671	432	1108	640	193	294	29
B100G: Try quaaludes																
8. Never	99.0	98.8	99.1	98.7	99.6	98.6	98.7	99.4	99.0	99.2	98.6	100.0	100.0	99.8	96.1	57.6
1. Grade 6 or below	0.1	-	0.1	0.1	-	0.3	-	-	-	0.1	-	-	-	-	-	4.5
2. Grade 7	0.1	-	0.1	-	0.4	-	-	-	0.3	-	0.3	-	-	-	-	4.6
3. Grade 8	0.2	0.3	0.2	0.3	-	0.2	0.5	0.1	-	0.1	-	-	-	-	0.6	10.3
4. Grade 9 (Freshman)	0.2	0.2	0.2	0.2	-	-	0.3	0.1	0.5	0.2	0.4	-	-	-	1.0	5.9
5. Grade 10 (Sophomore)	0.2	0.3	0.1	0.3	-	0.7	*	0.2	-	0.2	0.5	-	-	-	1.0	7.8
6. Grade 11 (Junior)	0.3	0.3	0.2	0.4	-	0.1	0.5	0.3	-	0.2	0.3	-	-	-	1.1	9.2
7. Grade 12 (Senior)	*	0.1	-	*	-	0.1	-	-	0.2	*	-	-	-	0.2	0.2	-
<i>Item 5630 Subject A01g</i>	<i>N</i> 2385	1077	1228	1565	303	475	655	819	436	1725	442	1112	644	228	329	27

* = less than .05 percent.

DESCRIPTIVE RESULTS: 1997

83

QUESTIONNAIRE FORM 1 1997	TOTAL	SEX		RACE		REGION				COLLEGE PLANS?		ILLICIT DRUG USE: LIFETIME				
		M	F	White	Black	NE	NC	S	W	Yes	No	None	Mari- juana Only	Few Pills	More Pills	Any Her- oin
<i>N (Weighted No. of Cases):</i>	2696	1147	1284	1650	323	564	731	923	478	1794	478	1172	697	248	420	36
<i>% of Weighted Total:</i>	100.0	42.6	47.6	61.2	12.0	20.9	27.1	34.2	17.7	66.6	17.7	43.5	25.8	9.2	15.6	1.3
B100H: Try barbiturates																
8. Never	97.7	98.1	97.5	97.2	99.3	97.7	97.6	97.7	98.2	98.3	96.4	100.0	100.0	96.9	89.7	44.2
1. Grade 6 or below	0.2	0.1	0.3	0.3	-	0.3	0.2	0.3	-	0.2	0.5	-	-	0.7	-	14.0
2. Grade 7	0.1	-	0.2	0.1	0.4	-	0.2	-	0.3	0.1	0.3	-	-	-	0.5	4.9
3. Grade 8	0.2	0.1	0.4	0.3	-	0.5	0.2	0.2	-	0.2	-	-	-	-	1.4	4.2
4. Grade 9 (Freshman)	0.4	0.5	0.3	0.5	0.1	0.3	0.4	0.3	0.7	0.3	1.0	-	-	-	1.7	16.3
5. Grade 10 (Sophomore)	0.4	0.4	0.3	0.5	-	0.4	0.4	0.4	0.2	0.3	0.8	-	-	0.6	1.7	8.3
6. Grade 11 (Junior)	0.7	0.5	0.8	0.9	0.2	0.6	0.9	0.9	0.2	0.6	0.9	-	-	1.2	3.9	8.0
7. Grade 12 (Senior)	0.2	0.3	0.1	0.2	-	0.3	-	0.1	0.4	0.2	-	-	-	0.5	1.0	-
<i>Item 5640 Subject A01g</i>	<i>N</i> 2357	1063	1212	1545	299	469	644	816	428	1703	438	1109	643	217	316	25
B100I: Try tranquilizers																
8. Never	95.4	95.9	95.1	94.5	99.1	95.0	96.6	94.1	96.7	96.1	94.7	100.0	100.0	93.2	77.0	41.4
1. Grade 6 or below	0.2	-	0.3	0.1	-	0.3	0.1	0.3	-	0.2	0.1	-	-	-	0.8	3.8
2. Grade 7	0.2	0.1	0.3	0.2	0.4	0.1	-	0.4	0.3	0.1	0.8	-	-	0.2	0.3	11.2
3. Grade 8	0.2	0.3	0.1	0.3	-	0.4	0.2	0.1	0.1	0.2	-	-	-	-	0.3	12.1
4. Grade 9 (Freshman)	0.8	0.4	1.1	1.0	-	0.8	0.3	1.0	1.1	0.7	1.4	-	-	0.3	4.5	11.2
5. Grade 10 (Sophomore)	1.1	1.7	0.5	1.3	0.2	1.0	0.5	2.0	0.2	1.0	1.1	-	-	0.8	5.9	11.9
6. Grade 11 (Junior)	1.4	0.8	1.6	1.6	0.4	1.7	1.3	1.3	1.1	1.1	1.5	-	-	2.8	7.3	8.3
7. Grade 12 (Senior)	0.8	0.7	0.9	1.0	-	0.8	0.9	0.8	0.5	0.6	0.4	-	-	2.7	3.8	-
<i>Item 5650 Subject A01g</i>	<i>N</i> 2377	1077	1217	1560	299	470	650	824	433	1716	441	1110	643	219	328	31
B100J: Try cocaine																
8. Never	93.0	92.6	93.4	92.5	99.0	91.5	95.6	93.5	89.4	94.2	92.1	100.0	100.0	86.4	68.0	13.0
1. Grade 6 or below	0.1	-	0.1	-	0.4	-	-	0.1	-	0.1	-	-	-	-	0.4	-
2. Grade 7	0.3	-	0.6	0.3	0.4	-	-	0.3	1.1	0.1	1.0	-	-	1.1	-	13.9
3. Grade 8	0.2	0.1	0.3	0.2	-	0.6	0.1	0.1	0.3	0.1	0.4	-	-	-	1.1	4.7
4. Grade 9 (Freshman)	1.0	0.9	1.2	1.1	-	1.5	0.7	0.8	1.4	0.7	1.8	-	-	1.2	4.1	24.8
5. Grade 10 (Sophomore)	1.5	1.2	1.7	1.5	0.1	1.4	1.0	1.5	2.6	1.4	1.5	-	-	4.3	6.3	17.1
6. Grade 11 (Junior)	2.2	2.8	1.6	2.2	-	3.0	1.6	1.7	3.3	1.9	1.8	-	-	3.6	11.8	16.1
7. Grade 12 (Senior)	1.7	2.3	1.2	2.3	-	2.0	0.9	1.9	1.9	1.4	1.4	-	-	3.3	8.4	10.4
<i>Item 5660 Subject A01g</i>	<i>N</i> 2392	1089	1221	1578	301	475	659	832	426	1728	441	1112	638	221	344	32
B100K: Try heroin																
8. Never	98.6	98.4	98.7	98.4	99.4	98.7	98.9	98.5	98.2	99.0	97.1	100.0	100.0	100.0	100.0	-
1. Grade 6 or below	0.1	-	0.2	0.1	-	-	-	0.3	-	-	0.5	-	-	-	-	6.8
2. Grade 7	0.1	0.2	0.1	0.2	-	0.2	0.3	-	-	0.2	-	-	-	-	-	8.5
3. Grade 8	0.2	0.2	0.2	0.2	0.4	0.4	0.2	0.2	0.3	*	0.8	-	-	-	-	15.9
4. Grade 9 (Freshman)	0.2	0.4	0.1	0.2	-	-	0.3	0.1	0.5	0.2	0.3	-	-	-	-	14.7
5. Grade 10 (Sophomore)	0.2	0.2	0.1	0.1	-	0.2	-	0.1	0.5	0.1	0.6	-	-	-	-	11.6
6. Grade 11 (Junior)	0.4	0.4	0.4	0.4	0.2	0.2	0.3	0.5	0.5	0.3	0.7	-	-	-	-	26.4
7. Grade 12 (Senior)	0.2	0.3	0.2	0.3	-	0.3	-	0.5	-	0.2	-	-	-	-	-	16.0
<i>Item 5670 Subject A01g</i>	<i>N</i> 2400	1092	1230	1583	300	478	654	836	432	1739	447	1109	641	224	348	34
B100L: Try any narcotic other than heroin																
8. Never	94.3	93.8	94.5	93.2	98.1	92.8	97.0	94.0	92.4	94.5	94.0	100.0	100.0	89.0	69.9	34.8
1. Grade 6 or below	0.2	0.3	-	0.1	-	0.2	0.2	0.2	-	0.1	0.3	-	-	0.2	0.6	4.6
2. Grade 7	0.2	0.2	0.2	0.2	0.4	0.3	0.2	0.2	0.2	0.3	-	-	-	-	1.1	4.4
3. Grade 8	0.5	0.4	0.6	0.6	0.4	0.7	*	0.5	1.0	0.4	1.1	-	-	0.8	1.8	16.6
4. Grade 9 (Freshman)	1.1	0.3	1.8	1.1	0.1	1.3	0.2	0.9	2.4	0.9	1.7	-	-	2.0	5.9	10.5
5. Grade 10 (Sophomore)	1.4	1.7	1.1	1.8	0.5	2.1	1.0	1.0	1.8	1.5	0.8	-	-	2.7	7.5	10.3
6. Grade 11 (Junior)	1.7	2.5	1.1	2.0	0.5	1.7	0.8	2.4	1.7	1.7	1.5	-	-	3.0	10.0	8.6
7. Grade 12 (Senior)	0.8	0.8	0.6	1.0	-	0.9	0.7	0.8	0.6	0.7	0.6	-	-	2.4	3.2	10.0
<i>Item 5680 Subject A01g</i>	<i>N</i> 2326	1065	1183	1527	292	461	634	804	427	1681	432	1102	636	206	310	27
B100M: Smoke your first cigarette																
8. Never	35.6	36.6	35.1	30.7	59.0	31.3	34.1	38.5	37.0	39.4	27.0	63.4	13.7	14.5	10.0	-
1. Grade 6 or below	15.4	16.8	13.6	16.3	8.4	13.7	16.8	14.7	16.5	13.5	19.6	6.1	16.0	25.4	32.8	44.5
2. Grade 7	11.8	12.6	11.2	13.1	5.8	12.5	12.3	10.7	12.1	11.0	14.2	4.8	17.0	17.9	17.6	23.4
3. Grade 8	10.5	9.0	11.7	10.8	7.0	12.5	9.1	11.1	9.1	10.3	11.6	4.7	16.1	12.4	15.6	14.5
4. Grade 9 (Freshman)	10.6	10.6	10.5	11.8	7.1	11.9	8.9	11.3	10.5	9.9	12.5	6.2	15.0	18.0	11.2	8.1
5. Grade 10 (Sophomore)	7.9	7.4	8.2	8.8	5.4	11.2	7.7	6.7	6.8	7.6	7.1	6.3	10.6	6.5	9.5	-
6. Grade 11 (Junior)	5.2	4.9	5.7	5.7	3.8	4.3	7.3	4.0	5.2	5.0	5.6	5.5	7.5	3.8	1.7	-
7. Grade 12 (Senior)	3.1	2.0	4.0	2.8	3.4	2.7	3.8	3.0	2.8	3.2	2.4	3.1	4.1	1.5	1.6	9.5
<i>Item 5575 Subject A01g</i>	<i>N</i> 2309	1031	1205	1546	279	460	638	791	420	1665	437	1039	616	220	362	31

*=less than .05 percent.

MONITORING THE FUTURE

QUESTIONNAIRE FORM 1 1997	TOTAL	SEX		RACE		REGION				COLLEGE PLANS?		ILLICIT DRUG USE: LIFETIME				
		M	F	White	Black	NE	NC	S	W	Yes	No	None	Mari- juana Only	Few Pills	More Pills	Any Her- oin
<i>N (Weighted No. of Cases):</i>	2696	1147	1284	1650	323	564	731	923	478	1794	478	1172	697	248	420	36
<i>% of Weighted Total:</i>	100.0	42.6	47.6	61.2	12.0	20.9	27.1	34.2	17.7	66.6	17.7	43.5	25.8	9.2	15.6	1.3
B100N: Drink enough to feel drunk or very high																
8. Never	35.6	34.2	37.1	29.5	61.4	32.6	36.8	36.3	35.7	37.5	32.5	63.8	14.2	12.5	6.2	-
1. Grade 6 or below	3.3	4.7	2.1	3.3	1.7	3.9	3.2	2.7	4.0	2.5	5.6	1.1	2.3	5.5	7.4	31.5
2. Grade 7	4.3	4.3	4.2	5.4	1.4	5.6	4.2	3.6	4.4	3.9	5.9	0.6	5.6	9.2	9.1	13.5
3. Grade 8	10.1	10.7	9.1	10.9	4.1	8.4	11.3	9.3	11.6	9.4	9.6	2.2	11.3	16.9	25.9	20.1
4. Grade 9 (Freshman)	17.1	18.2	16.6	19.7	8.2	19.4	15.6	18.7	14.0	16.2	20.7	8.7	23.3	24.7	25.9	17.4
5. Grade 10 (Sophomore)	13.6	12.8	14.2	15.5	5.8	13.2	12.1	12.8	17.6	14.4	11.6	7.7	22.5	17.2	15.4	8.4
6. Grade 11 (Junior)	11.1	10.4	11.5	10.7	10.7	11.5	11.1	11.8	9.0	10.7	11.3	10.3	14.5	10.4	8.0	9.1
7. Grade 12 (Senior)	5.0	4.8	5.2	5.0	6.8	5.4	5.8	4.8	3.6	5.4	2.7	5.5	6.1	3.6	2.1	-
<i>Item 5585 Subject A01g</i>	<i>N</i> 2306	1039	1196	1546	282	459	633	793	421	1674	432	1044	605	222	357	33
B100O: Try "crack" cocaine, specifically																
8. Never	97.1	96.7	97.5	97.1	99.6	96.9	97.7	97.7	95.4	98.1	95.3	100.0	100.0	96.0	87.6	38.1
1. Grade 6 or below	0.1	-	0.2	0.1	-	-	-	0.3	-	-	0.5	-	-	-	-	8.0
2. Grade 7	0.1	-	0.1	-	0.4	-	-	-	0.3	-	0.3	-	-	-	-	4.3
3. Grade 8	0.2	0.3	0.2	0.1	-	0.6	-	0.2	0.1	0.1	0.5	-	-	-	0.7	9.7
4. Grade 9 (Freshman)	0.3	0.4	0.3	0.2	-	0.3	0.4	0.1	0.6	0.2	0.6	-	-	-	1.0	14.1
5. Grade 10 (Sophomore)	0.5	0.6	0.4	0.5	-	0.7	0.3	0.5	0.7	0.3	1.0	-	-	1.4	1.7	12.7
6. Grade 11 (Junior)	0.9	0.8	0.8	1.0	-	0.6	1.4	0.3	1.5	0.7	0.6	-	-	1.1	4.8	6.2
7. Grade 12 (Senior)	0.8	1.2	0.5	0.9	-	1.0	0.3	0.8	1.4	0.6	1.3	-	-	1.5	4.2	7.0
<i>Item 5661 Subject A01g</i>	<i>N</i> 2391	1089	1229	1578	300	473	661	828	430	1729	446	1110	642	225	338	29
B100P: Try crystal meth ("ice")																
8. Never	97.0	97.0	96.7	97.0	99.6	98.1	97.5	97.4	94.1	97.7	95.1	100.0	100.0	98.0	86.4	34.2
1. Grade 6 or below	0.5	0.2	0.7	0.5	0.4	0.1	0.1	1.0	0.4	0.2	1.4	-	-	0.2	1.6	15.4
2. Grade 7	-	-	-	-	-	-	-	-	-	-	-	-	-	-	-	-
3. Grade 8	0.2	0.3	0.2	0.2	-	0.6	0.2	-	0.4	0.2	0.2	-	-	-	0.7	11.1
4. Grade 9 (Freshman)	0.7	0.5	0.8	0.4	-	0.7	0.4	*	2.2	0.4	1.4	-	-	0.8	3.0	11.7
5. Grade 10 (Sophomore)	0.6	0.6	0.7	0.8	-	0.5	0.8	0.5	0.7	0.6	0.7	-	-	-	2.6	17.0
6. Grade 11 (Junior)	0.7	1.0	0.5	0.8	-	-	0.6	0.8	1.4	0.6	0.8	-	-	0.7	3.5	10.6
7. Grade 12 (Senior)	0.4	0.5	0.2	0.4	-	-	0.4	0.2	0.9	0.3	0.4	-	-	0.2	2.3	-
<i>Item 24430 Subject A01g</i>	<i>N</i> 2428	1100	1252	1605	301	480	674	835	439	1747	463	1118	647	227	359	31
B101: How many of your friends would you estimate . . .																
B101A: Smoke cigarettes?																
1. None	9.3	7.6	9.7	4.7	27.2	6.4	9.2	10.8	9.6	8.9	8.4	14.3	6.0	5.0	2.5	-
2. A few	23.4	22.9	24.3	20.4	34.1	23.2	21.6	22.5	28.3	24.8	19.5	32.9	21.0	11.3	8.4	15.8
3. Some	33.9	37.4	31.9	36.6	25.5	32.4	34.5	33.6	35.4	36.5	28.5	34.2	35.3	35.8	29.6	23.2
4. Most	30.6	29.8	30.9	35.2	12.0	36.1	30.8	30.2	24.8	28.0	38.7	16.7	35.7	44.8	54.0	48.9
5. All	2.8	2.4	3.2	3.1	1.2	1.9	3.8	2.9	2.0	1.8	4.9	1.9	2.1	3.2	5.5	12.2
<i>Item 7070 Subject A02a</i>	<i>N</i> 2476	1123	1276	1633	311	491	685	849	451	1780	468	1124	661	234	373	34
B101B: Smoke marijuana (pot, grass) or hashish?																
1. None	17.6	15.9	17.9	16.3	22.7	15.9	20.6	17.6	14.6	16.2	20.8	30.4	7.0	6.4	4.6	-
2. A few	28.7	30.5	27.9	30.5	22.1	24.5	34.1	29.8	23.0	30.9	23.8	39.6	22.6	20.5	12.9	27.7
3. Some	26.5	28.4	25.1	28.0	22.4	27.3	23.8	28.7	25.9	28.1	22.0	21.1	32.6	35.3	26.7	29.2
4. Most	23.4	21.7	25.1	22.7	26.0	29.5	18.5	20.7	29.5	21.4	29.0	7.7	33.5	32.9	47.2	29.8
5. All	3.8	3.4	3.9	2.5	6.9	2.9	3.1	3.1	7.0	3.3	4.4	1.2	4.4	4.9	8.5	13.2
<i>Item 7080 Subject A02a</i>	<i>N</i> 2472	1122	1276	1635	311	491	684	849	448	1777	470	1119	663	235	374	34
B101C: Take "crack" cocaine?																
1. None	75.1	77.5	72.7	73.2	91.1	73.2	79.5	76.2	68.3	75.8	70.3	81.0	77.0	71.4	58.7	39.1
2. A few	19.6	18.1	21.3	22.2	7.8	22.3	17.4	18.1	23.0	19.9	20.5	14.6	19.7	23.9	31.6	31.6
3. Some	4.3	3.8	4.5	3.8	0.3	3.6	2.5	4.7	6.8	3.5	7.7	4.0	2.6	4.7	7.2	17.0
4. Most	0.9	0.6	1.2	0.6	0.8	1.0	0.5	0.6	1.9	0.7	1.0	0.5	0.4	-	2.5	5.5
5. All	0.2	-	0.3	0.1	-	-	-	0.5	-	0.1	0.5	-	0.2	-	-	6.8
<i>Item 7151 Subject A02a</i>	<i>N</i> 2453	1114	1267	1620	309	486	678	841	447	1769	466	1113	655	234	369	34

QUESTIONNAIRE FORM 1 1997	TOTAL	SEX		RACE		REGION				COLLEGE PLANS?		ILLICIT DRUG USE: LIFETIME				
		M	F	White	Black	NE	NC	S	W	Yes	No	None	Mari- juana Only	Few Pills	More Pills	Any Her- oin
<i>N (Weighted No. of Cases):</i> <i>% of Weighted Total:</i>	2696 100.0	1147 42.6	1284 47.6	1650 61.2	323 12.0	564 20.9	731 27.1	923 34.2	478 17.7	1794 66.6	478 17.7	1172 43.5	697 25.8	248 9.2	420 15.6	36 1.3
B101D: Take cocaine powder?																
1. None	71.9	73.4	70.4	69.9	89.2	70.2	79.0	70.9	64.8	72.1	69.3	81.6	74.3	67.9	44.2	18.9
2. A few	22.3	21.0	23.4	24.9	8.5	23.3	17.2	24.1	25.6	22.6	23.2	14.6	21.4	27.6	41.9	53.6
3. Some	4.3	4.5	4.4	4.1	1.0	4.7	3.1	3.4	7.6	4.1	5.4	2.8	3.3	4.1	10.2	15.2
4. Most	1.0	0.8	1.4	0.8	1.3	1.6	0.7	0.9	1.4	1.0	0.9	0.7	0.4	0.2	3.7	3.6
5. All	0.4	0.4	0.5	0.3	-	0.2	-	0.8	0.6	0.3	1.2	0.3	0.5	0.2	-	8.7
<i>Item 23990 Subject A02a</i>	<i>N 2434</i>	<i>1103</i>	<i>1258</i>	<i>1604</i>	<i>310</i>	<i>479</i>	<i>671</i>	<i>839</i>	<i>445</i>	<i>1752</i>	<i>463</i>	<i>1100</i>	<i>654</i>	<i>230</i>	<i>368</i>	<i>34</i>
B101E: Drink alcoholic beverages (liquor, beer, wine)?																
1. None	6.2	6.1	5.4	3.8	13.0	3.8	6.8	7.4	5.7	5.2	7.4	10.1	2.8	2.1	2.0	-
2. A few	10.3	9.2	11.2	8.2	18.8	12.1	8.8	10.4	10.3	10.9	8.1	15.2	7.2	4.1	5.6	2.5
3. Some	17.4	17.1	18.2	16.7	20.6	15.6	18.2	18.3	16.4	18.5	14.5	23.1	14.7	15.6	5.8	10.1
4. Most	41.9	43.6	40.6	45.2	33.0	42.3	43.9	41.4	39.2	42.2	41.6	36.6	48.5	44.3	44.4	63.6
5. All	24.2	24.0	24.6	26.1	14.6	26.3	22.2	22.5	28.3	23.3	28.3	14.9	26.8	33.9	42.3	23.8
<i>Item 7190 Subject A02a</i>	<i>N 2448</i>	<i>1109</i>	<i>1267</i>	<i>1619</i>	<i>308</i>	<i>485</i>	<i>674</i>	<i>840</i>	<i>449</i>	<i>1763</i>	<i>463</i>	<i>1107</i>	<i>658</i>	<i>230</i>	<i>371</i>	<i>34</i>
B101F: Get drunk at least once a week?																
1. None	23.5	19.7	26.2	18.2	40.8	23.4	23.2	24.6	22.0	22.8	23.9	32.4	18.8	14.1	10.5	7.4
2. A few	25.0	26.2	24.6	24.7	24.1	21.1	28.2	22.8	28.7	25.2	23.4	27.8	21.9	30.8	18.6	13.9
3. Some	26.0	24.3	27.6	28.1	19.2	32.0	23.8	24.8	25.3	26.9	25.3	22.6	30.1	28.8	27.2	36.0
4. Most	19.2	21.7	17.2	22.4	12.8	16.4	16.9	23.0	18.7	20.1	17.6	14.1	21.7	17.3	31.7	31.7
5. All	6.3	8.1	4.4	6.7	3.1	7.1	8.0	4.9	5.4	5.0	9.9	3.2	7.3	9.0	12.0	11.1
<i>Item 7200 Subject A02a</i>	<i>N 2468</i>	<i>1123</i>	<i>1273</i>	<i>1632</i>	<i>310</i>	<i>487</i>	<i>683</i>	<i>848</i>	<i>449</i>	<i>1775</i>	<i>468</i>	<i>1118</i>	<i>662</i>	<i>233</i>	<i>373</i>	<i>34</i>
The next questions are about your experiences in school.																
D001: Some people like school very much. Others don't. How do you feel about going to school?																
5. I like school very much	10.4	11.3	9.4	9.1	14.0	9.5	9.3	11.7	10.6	11.7	6.8	12.6	10.0	7.1	4.5	18.9
4. I like school quite a lot	27.4	25.1	29.3	26.3	27.8	25.4	24.3	29.0	31.0	29.9	20.0	31.2	24.8	29.9	20.4	12.8
3. I like school some	43.1	45.1	41.8	43.3	45.4	43.4	43.7	42.9	42.1	41.4	46.6	39.2	49.2	41.0	47.2	16.3
2. I don't like school very much	13.7	13.2	14.2	15.3	8.9	14.9	15.3	13.1	11.1	13.0	17.3	14.2	11.4	13.6	17.1	27.6
1. I don't like school at all	5.4	5.2	5.3	6.0	3.9	6.8	7.3	3.3	5.2	4.0	9.4	2.8	4.6	8.4	10.8	24.3
<i>Item 7630 Subject B01, Q08</i>	<i>N 2238</i>	<i>995</i>	<i>1181</i>	<i>1520</i>	<i>274</i>	<i>416</i>	<i>622</i>	<i>774</i>	<i>425</i>	<i>1712</i>	<i>442</i>	<i>1046</i>	<i>592</i>	<i>205</i>	<i>313</i>	<i>30</i>
D002: How often do you feel that the school work you are assigned is meaningful and important?																
5. Almost always	9.1	7.6	10.2	6.7	15.2	7.3	6.9	10.0	12.5	9.0	8.9	10.6	8.8	7.5	4.6	3.7
4. Often	24.1	25.6	23.3	23.5	27.9	23.6	25.2	25.9	19.6	25.5	18.3	26.7	19.9	24.1	24.3	21.8
3. Sometimes	39.8	38.5	41.0	40.2	36.7	37.5	38.5	40.4	42.8	40.9	37.7	38.8	43.7	41.6	37.0	34.1
2. Seldom	22.4	21.9	22.9	25.1	15.9	27.6	23.1	20.0	20.9	21.9	24.9	20.8	23.5	20.2	28.2	18.2
1. Never	4.5	6.4	2.6	4.5	4.2	3.9	6.3	3.7	4.2	2.8	10.2	3.1	4.2	6.6	5.9	22.2
<i>Item 5700 Subject B01</i>	<i>N 2229</i>	<i>989</i>	<i>1177</i>	<i>1512</i>	<i>272</i>	<i>413</i>	<i>621</i>	<i>769</i>	<i>426</i>	<i>1711</i>	<i>437</i>	<i>1044</i>	<i>588</i>	<i>204</i>	<i>312</i>	<i>29</i>
D003: How interesting are most of your courses to you?																
5. Very exciting and stimulating	4.1	4.9	3.2	3.6	5.8	3.4	4.9	5.0	1.9	3.8	5.0	5.3	3.1	3.1	1.7	1.9
4. Quite interesting	24.4	23.6	25.2	22.6	27.7	23.5	21.8	23.9	29.9	26.1	19.6	27.4	22.3	22.3	22.1	12.1
3. Fairly interesting	45.3	45.3	45.5	45.9	39.9	43.6	43.1	49.0	43.4	46.1	40.8	45.5	46.5	45.6	42.4	29.6
2. Slightly dull	19.6	18.4	20.6	20.5	19.6	23.2	21.0	16.8	19.4	18.2	24.7	16.7	21.7	19.9	24.4	38.6
1. Very dull	6.7	7.7	5.5	7.4	7.0	6.4	9.3	5.3	5.5	5.8	9.9	5.2	6.4	9.0	9.3	17.9
<i>Item 5710 Subject B01</i>	<i>N 2223</i>	<i>987</i>	<i>1175</i>	<i>1509</i>	<i>273</i>	<i>413</i>	<i>619</i>	<i>768</i>	<i>423</i>	<i>1707</i>	<i>438</i>	<i>1039</i>	<i>587</i>	<i>204</i>	<i>311</i>	<i>30</i>
D004: How important do you think the things you are learning in school are going to be for your later life?																
5. Very important	17.2	17.1	17.4	13.0	32.7	13.7	16.2	20.3	16.4	18.0	11.9	19.5	15.2	14.0	12.9	12.6
4. Quite important	25.9	25.6	26.4	25.6	26.9	24.1	29.1	25.6	23.2	26.3	23.7	27.8	25.4	31.2	17.0	13.7
3. Fairly important	31.3	31.0	31.7	32.9	21.8	30.6	28.1	31.0	37.6	31.6	32.0	30.1	35.1	28.0	34.4	21.3
2. Slightly important	20.6	21.4	19.8	23.8	13.9	24.8	21.4	19.5	17.4	20.3	23.0	18.5	19.0	22.1	30.3	27.5
1. Not at all important	5.0	4.9	4.7	4.7	4.7	6.8	5.2	3.7	5.4	3.8	9.4	4.1	5.4	4.6	5.4	24.9
<i>Item 5720 Subject B01</i>	<i>N 2211</i>	<i>981</i>	<i>1170</i>	<i>1503</i>	<i>268</i>	<i>409</i>	<i>615</i>	<i>765</i>	<i>423</i>	<i>1701</i>	<i>433</i>	<i>1036</i>	<i>583</i>	<i>204</i>	<i>308</i>	<i>30</i>

MONITORING THE FUTURE

QUESTIONNAIRE FORM 1 1997	TOTAL	SEX		RACE		REGION				COLLEGE PLANS?		ILLICIT DRUG USE: LIFETIME				
		M	F	White	Black	NE	NC	S	W	Yes	No	None	Mari- juana Only	Few Pills	More Pills	Any Her- oin
<i>N (Weighted No. of Cases):</i>	2696	1147	1284	1650	323	564	731	923	478	1794	478	1172	697	248	420	36
<i>% of Weighted Total:</i>	100.0	42.6	47.6	61.2	12.0	20.9	27.1	34.2	17.7	66.6	17.7	43.5	25.8	9.2	15.6	1.3
D005: How much competition for grades is there among students at your school?																
1. None	7.1	9.2	4.7	6.6	7.8	6.1	9.2	4.5	9.9	4.6	16.0	5.1	5.4	7.6	12.3	33.5
2. A little	20.9	21.2	20.6	21.4	19.5	22.0	23.5	19.1	19.6	19.9	23.7	19.2	22.1	27.3	21.5	14.4
3. Some	32.0	31.8	32.2	32.7	28.6	26.5	34.7	28.8	39.1	30.5	37.9	29.5	35.5	33.0	32.0	35.0
4. Quite a bit	27.5	26.3	29.1	28.0	25.6	30.0	23.8	32.9	20.6	30.4	17.6	31.9	26.0	21.7	22.5	13.8
5. A great deal	12.5	11.6	13.4	11.4	18.5	15.4	8.9	14.7	10.8	14.7	4.8	14.3	11.0	10.4	11.7	3.4
<i>Item 5730 Subject B04</i>	<i>N</i> 2199	974	1165	1501	263	406	612	763	417	1696	428	1029	583	203	308	30
D006: How do you think most of the students in your classes would feel if you cheated on a test?																
1. They would like it very much	4.0	6.0	2.4	3.5	4.8	2.5	4.7	4.0	4.6	3.3	6.6	4.5	4.4	1.2	3.5	11.1
2. They would like it	3.0	3.6	2.2	2.6	2.2	3.5	2.9	1.7	5.1	2.3	5.6	2.5	1.8	3.6	6.5	5.0
3. They would not care	76.4	75.4	77.7	75.8	84.8	77.1	76.7	75.4	77.1	76.0	78.3	73.3	80.6	83.4	75.8	68.1
4. They would dislike it	11.2	11.1	11.4	12.4	4.5	11.0	10.7	12.3	10.0	12.4	6.5	13.9	8.4	8.4	10.0	15.9
5. They would dislike it very much	5.4	3.9	6.3	5.7	3.7	5.9	5.0	6.5	3.2	6.1	3.0	5.9	4.8	3.5	4.1	-
<i>Item 5740 Subject B04</i>	<i>N</i> 2197	973	1163	1499	263	405	611	761	421	1690	431	1025	581	203	308	30
D007: How do you think most of the students in your classes would feel if you intentionally did things to make your teachers angry?																
1. They would like it very much	5.4	7.3	3.3	4.9	6.0	7.0	6.3	4.6	4.2	4.9	6.5	5.1	3.2	4.8	9.0	16.8
2. They would like it	12.4	13.6	11.0	12.7	8.8	12.1	12.3	9.5	17.9	12.6	12.5	13.5	9.2	14.4	14.5	5.1
3. They would not care	47.9	48.3	47.7	46.9	55.7	48.0	45.5	50.2	47.5	46.6	51.3	44.3	54.4	47.0	46.3	56.6
4. They would dislike it	28.3	26.1	30.7	30.1	21.9	27.2	29.5	29.8	24.7	29.8	24.0	29.2	28.9	28.5	26.5	14.6
5. They would dislike it very much	6.0	4.7	7.2	5.4	7.6	5.7	6.5	6.0	5.7	6.2	5.7	7.8	4.3	5.3	3.7	6.9
<i>Item 5750 Subject B04</i>	<i>N</i> 2169	952	1157	1484	259	393	609	749	417	1667	428	1021	570	202	301	29
D008: How often do you find that your friends encourage you to do things which your teachers wouldn't like?																
1. Never	38.6	28.8	46.5	35.2	54.7	43.5	35.3	38.8	38.5	38.8	36.7	40.0	37.3	41.1	34.6	32.7
2. Seldom	32.9	31.5	34.0	33.7	24.1	32.5	31.5	31.8	37.5	33.6	31.4	33.3	35.5	27.7	31.3	27.4
3. Sometimes	19.1	25.9	13.7	21.6	12.1	17.2	20.4	19.9	17.8	20.0	16.4	18.9	18.4	22.3	21.0	11.9
4. Often	7.8	10.7	5.5	8.0	7.0	6.1	10.6	8.2	4.5	6.3	12.5	6.7	6.8	8.3	11.0	21.7
5. Almost always	1.6	3.1	0.2	1.5	2.2	0.7	2.2	1.4	1.7	1.3	2.9	1.2	2.1	0.6	2.1	6.4
<i>Item 5760 Subject B04</i>	<i>N</i> 2167	956	1152	1480	261	393	608	749	417	1667	424	1019	569	200	302	29
D009: Have you ever been in a work-study program—that is, a program where you work on a job as part of your schooling?																
1. No, not ever	81.8	81.7	82.8	84.0	75.9	88.1	81.2	81.2	77.7	84.2	72.5	84.9	81.2	80.9	75.2	69.6
2. Yes, for a half year or less	7.0	7.0	6.7	6.3	7.8	5.1	6.0	6.0	11.9	6.3	10.1	6.6	6.2	8.1	9.0	11.6
3. Yes, for about a year	8.2	7.5	8.4	7.0	13.0	4.2	9.8	9.6	7.2	7.1	11.9	6.6	8.9	7.1	13.1	10.2
4. Yes, for about two years	2.2	2.8	1.6	2.0	2.1	1.2	2.4	2.7	1.8	1.6	4.1	1.5	2.3	3.3	2.1	4.2
5. Yes, for more than two years	0.8	1.1	0.5	0.6	1.2	1.4	0.6	0.4	1.3	0.7	1.4	0.3	1.4	0.5	0.6	4.4
<i>Item 5770 Subject B02, C01</i>	<i>N</i> 2162	952	1151	1480	262	395	608	748	410	1660	426	1015	567	200	300	29
D010: How many times this school year have you seen a counselor individually?																
1. No times	26.9	30.6	23.2	29.6	18.9	24.3	31.4	29.4	18.1	24.5	35.1	25.8	26.4	32.9	26.7	16.5
2. 1 time	13.9	14.7	13.6	14.3	12.9	11.1	12.1	16.5	14.7	13.4	15.9	16.5	11.9	11.3	11.6	15.1
3. 2 times	17.7	18.0	17.2	19.3	14.1	13.5	19.8	15.3	22.9	17.2	18.4	16.2	17.8	21.1	21.1	14.1
4. 3 or 4 times	22.0	19.8	23.9	21.6	21.8	26.7	21.5	20.1	21.6	23.6	16.9	21.6	22.5	21.3	22.0	19.3
5. 5-7 times	9.4	7.7	11.1	8.3	13.2	10.7	6.8	10.6	9.9	10.2	7.0	9.9	9.4	7.9	9.7	7.1
6. 8-10 times	4.0	4.0	4.1	2.6	7.9	5.4	2.9	3.5	5.3	4.6	2.0	3.8	5.0	3.1	3.6	6.8
7. 11 or more times	6.1	5.3	6.9	4.3	11.3	8.3	5.5	4.6	7.5	6.5	4.7	6.2	7.0	2.4	5.4	21.1
<i>Item 5780 Subject B05</i>	<i>N</i> 2162	953	1148	1478	263	389	612	748	413	1658	428	1012	572	199	302	29

DESCRIPTIVE RESULTS: 1997

87

QUESTIONNAIRE FORM 1 1997	TOTAL	SEX		RACE		REGION				COLLEGE PLANS?		ILLICIT DRUG USE: LIFETIME				
		M	F	White	Black	NE	NC	S	W	Yes	No	None	Mari- juana Only	Few Pills	More Pills	Any Her- oin
<i>N (Weighted No. of Cases):</i>	2696	1147	1284	1650	323	564	731	923	478	1794	478	1172	697	248	420	36
<i>% of Weighted Total:</i>	100.0	42.6	47.6	61.2	12.0	20.9	27.1	34.2	17.7	66.6	17.7	43.5	25.8	9.2	15.6	1.3
D011: How many times this school year have you seen a counselor as a part of a group of other students?																
1. No times	62.9	63.9	62.0	64.6	56.3	66.0	61.1	60.5	67.1	61.1	69.5	61.8	61.5	67.0	66.7	57.0
2. 1 time	10.7	10.7	11.0	11.5	11.3	12.2	12.4	9.8	8.2	10.8	8.7	11.0	10.9	11.6	8.2	8.6
3. 2 times	11.4	10.6	12.1	10.0	17.2	10.0	11.7	11.8	11.6	11.8	10.1	12.1	12.0	9.3	9.5	8.2
4. 3 or 4 times	8.1	7.8	8.3	8.2	6.7	6.7	7.9	8.8	8.3	8.9	5.8	8.3	8.9	8.8	7.0	4.6
5. 5-7 times	3.0	2.8	2.9	2.1	4.4	3.6	3.2	2.6	2.7	3.3	1.9	3.0	2.9	2.2	3.2	-
6. 8-10 times	1.4	1.3	1.4	1.4	1.3	0.6	1.1	2.7	0.2	1.5	1.3	1.4	2.5	0.5	0.3	2.9
7. 11 or more times	2.5	2.9	2.3	2.1	2.7	0.9	2.6	3.7	1.9	2.6	2.7	2.4	1.3	0.6	5.2	18.7
<i>Item 5790 Subject B05</i>	<i>N 2152</i>	<i>950</i>	<i>1142</i>	<i>1477</i>	<i>258</i>	<i>387</i>	<i>607</i>	<i>748</i>	<i>410</i>	<i>1649</i>	<i>428</i>	<i>1011</i>	<i>565</i>	<i>199</i>	<i>302</i>	<i>29</i>
D012: Would you have preferred to see a counselor more or less often than you have during the past year?																
5. Much more often	8.4	7.4	9.2	5.9	18.3	6.7	9.2	9.0	7.9	8.4	8.5	7.0	9.2	13.3	8.2	7.2
4. A little more often	18.3	16.7	19.5	17.0	22.8	19.4	14.8	20.7	18.0	18.9	15.3	20.3	16.6	13.4	19.5	17.1
3. About as often	50.6	50.7	51.1	54.0	36.2	53.4	48.6	50.3	51.6	54.0	39.3	52.8	52.5	47.1	47.1	33.0
2. A little less often	7.1	6.4	7.7	6.9	8.9	7.6	8.0	4.9	9.3	6.6	8.1	7.6	5.5	7.5	7.5	4.6
1. Much less often	15.5	18.8	12.5	16.2	13.9	12.9	19.4	15.1	13.1	12.2	28.8	12.4	16.2	18.8	17.7	38.1
<i>Item 5800 Subject B05</i>	<i>N 2079</i>	<i>921</i>	<i>1104</i>	<i>1421</i>	<i>252</i>	<i>367</i>	<i>585</i>	<i>726</i>	<i>402</i>	<i>1594</i>	<i>415</i>	<i>976</i>	<i>549</i>	<i>196</i>	<i>287</i>	<i>28</i>
D013: How helpful have your sessions with a counselor been to you?																
5. Extremely helpful	10.6	9.1	11.3	7.6	18.1	11.1	11.1	8.7	13.0	10.3	11.3	10.7	12.0	9.1	9.3	-
4. Quite helpful	19.9	20.7	19.5	17.8	25.3	15.5	18.5	21.3	23.4	21.3	15.7	21.4	19.9	19.1	16.6	18.0
3. Somewhat helpful	19.9	18.1	22.0	20.5	21.2	23.1	18.2	20.5	18.2	21.2	15.0	20.3	21.4	16.9	19.2	11.6
2. A little helpful	17.3	16.0	18.3	17.4	14.4	18.0	16.0	16.0	20.6	17.3	16.6	16.1	15.7	18.7	23.0	24.3
1. Not at all helpful	12.6	14.3	11.0	13.9	6.9	13.0	14.3	11.2	12.6	11.2	17.5	11.1	11.5	11.3	17.2	28.9
8. Did not see a counselor this year	19.8	22.0	17.9	22.8	14.1	19.3	21.9	22.4	12.1	18.6	24.0	20.4	19.4	24.7	14.6	17.2
<i>Item 5810 Subject B05</i>	<i>N 2112</i>	<i>925</i>	<i>1131</i>	<i>1446</i>	<i>256</i>	<i>380</i>	<i>594</i>	<i>735</i>	<i>403</i>	<i>1629</i>	<i>413</i>	<i>991</i>	<i>556</i>	<i>199</i>	<i>295</i>	<i>28</i>
D014: Would you have preferred more or less of each of the following types of counseling in the last year?																
D014A: Choosing what courses to take																
5. Much more	20.0	20.4	18.8	14.4	40.2	16.5	19.9	20.2	23.2	18.7	24.0	20.8	21.2	14.8	18.7	18.5
4. A little more	23.5	20.9	25.5	23.6	20.1	24.4	23.5	22.5	24.6	25.1	18.6	21.5	25.1	26.6	26.5	17.1
3. About right	46.7	46.4	48.1	50.9	32.4	48.6	44.3	47.7	46.3	48.3	40.1	48.6	46.2	45.5	45.7	33.1
2. A little less	2.7	3.0	2.4	3.1	2.4	2.2	2.3	3.6	2.2	2.1	4.7	3.0	1.2	4.6	1.5	10.6
1. Much less	7.1	9.2	5.1	7.9	5.0	8.2	9.9	6.0	3.6	5.8	12.5	6.1	6.2	8.4	7.5	20.7
<i>Item 5811 Subject B05</i>	<i>N 2045</i>	<i>896</i>	<i>1095</i>	<i>1403</i>	<i>244</i>	<i>356</i>	<i>578</i>	<i>718</i>	<i>393</i>	<i>1585</i>	<i>400</i>	<i>976</i>	<i>542</i>	<i>192</i>	<i>270</i>	<i>28</i>
D014B: Discussing problems with course work																
5. Much more	12.9	12.2	13.3	8.3	30.2	11.0	13.4	13.9	12.2	11.8	17.4	12.6	14.7	9.7	12.5	20.5
4. A little more	21.8	20.4	22.7	22.6	17.1	23.4	20.1	21.8	22.8	23.2	16.3	20.5	23.3	22.0	25.2	9.8
3. About right	51.5	52.1	51.5	54.8	40.2	51.5	49.5	52.5	52.6	53.0	44.5	54.0	51.2	51.7	46.9	24.9
2. A little less	3.0	3.0	3.1	2.6	2.1	2.7	4.0	1.8	3.9	2.7	4.5	3.7	1.7	4.4	2.3	4.0
1. Much less	10.8	12.3	9.5	11.6	10.4	11.4	13.1	10.0	8.5	9.3	17.4	9.3	9.2	12.2	13.1	40.8
<i>Item 5812 Subject B05</i>	<i>N 2016</i>	<i>885</i>	<i>1078</i>	<i>1383</i>	<i>241</i>	<i>348</i>	<i>572</i>	<i>709</i>	<i>388</i>	<i>1568</i>	<i>392</i>	<i>963</i>	<i>534</i>	<i>189</i>	<i>267</i>	<i>28</i>
D014C: Discussing any trouble you've gotten into																
5. Much more	7.4	8.5	6.0	4.5	18.4	6.6	9.0	7.1	6.3	6.2	11.6	6.8	8.2	9.0	6.6	14.3
4. A little more	9.6	9.0	9.7	8.6	10.5	8.4	6.8	11.2	11.7	9.4	10.7	6.5	11.9	11.5	14.7	2.5
3. About right	60.7	60.2	62.0	65.1	46.5	60.3	59.8	61.5	61.1	64.3	46.4	64.7	60.9	56.3	53.5	35.3
2. A little less	5.5	5.2	5.4	4.9	4.6	3.9	6.6	5.3	5.6	4.4	9.1	5.4	5.7	4.2	6.2	3.4
1. Much less	16.8	17.0	16.9	16.8	20.0	20.8	17.8	14.9	15.3	15.6	22.3	16.6	13.2	19.1	18.9	44.5
<i>Item 5813 Subject B05</i>	<i>N 1957</i>	<i>879</i>	<i>1027</i>	<i>1340</i>	<i>233</i>	<i>339</i>	<i>560</i>	<i>685</i>	<i>374</i>	<i>1522</i>	<i>379</i>	<i>932</i>	<i>529</i>	<i>180</i>	<i>257</i>	<i>24</i>

MONITORING THE FUTURE

QUESTIONNAIRE FORM 1 1997	TOTAL	SEX		RACE		REGION				COLLEGE PLANS?		ILLICIT DRUG USE: LIFETIME				
		M	F	White	Black	NE	NC	S	W	Yes	No	None	Mari- juana Only	Few Pills	More Pills	Any Her- oin
<i>N (Weighted No. of Cases):</i>	2696	1147	1284	1650	323	564	731	923	478	1794	478	1172	697	248	420	36
<i>% of Weighted Total:</i>	100.0	42.6	47.6	61.2	12.0	20.9	27.1	34.2	17.7	66.6	17.7	43.5	25.8	9.2	15.6	1.3
D014D: Discussing military plans																
5. Much more	5.1	6.9	3.2	4.1	11.0	4.1	7.0	5.2	2.8	3.1	12.1	5.4	4.3	3.2	6.9	4.0
4. A little more	4.9	6.1	3.6	4.1	5.1	3.0	5.4	4.7	6.3	4.6	6.5	4.3	5.5	4.6	6.6	2.1
3. About right	46.0	46.6	46.6	51.1	30.8	48.9	41.8	48.0	45.9	49.1	33.8	49.9	44.6	44.9	41.0	19.2
2. A little less	4.5	4.4	4.5	4.2	3.4	3.4	6.4	4.2	3.2	4.7	3.5	4.5	4.0	4.9	5.1	2.9
1. Much less	39.5	36.1	42.0	36.5	49.7	40.6	39.5	37.8	41.8	38.5	44.2	35.9	41.7	42.4	40.4	71.9
<i>Item 5814 Subject B05</i>	<i>N</i> 1943	869	1022	1328	236	337	562	678	366	1502	384	925	522	177	256	28
D014E: Discussing education or training plans																
5. Much more	19.6	16.8	21.6	15.1	35.2	18.9	19.5	19.9	19.8	19.6	18.5	21.7	19.7	15.7	15.3	-
4. A little more	28.0	26.8	28.7	28.1	26.7	30.2	28.5	27.4	26.3	29.0	24.4	26.7	30.2	30.4	26.9	25.2
3. About right	38.8	41.2	37.8	43.3	27.1	37.7	37.1	40.2	39.8	40.1	34.4	40.4	38.4	39.4	37.4	22.7
2. A little less	3.6	3.9	3.3	2.6	2.8	3.5	3.3	2.5	6.2	2.8	6.4	3.0	2.6	4.6	4.3	12.9
1. Much less	10.0	11.3	8.7	10.9	8.2	9.6	11.6	10.1	7.9	8.6	16.3	8.1	9.0	9.9	16.2	39.2
<i>Item 5815 Subject B05</i>	<i>N</i> 2009	882	1073	1371	243	351	567	705	386	1556	397	960	533	187	263	28
D014F: Discussing career plans or job choice																
5. Much more	25.3	22.5	27.3	19.8	43.7	24.6	26.1	25.6	24.4	25.5	22.3	28.2	25.4	20.6	20.0	6.4
4. A little more	28.0	29.0	27.6	28.9	27.3	29.8	23.2	32.4	25.6	29.8	22.8	25.9	27.3	29.4	36.2	35.5
3. About right	37.0	37.2	37.2	41.1	20.0	37.6	38.3	33.4	41.0	37.1	36.5	38.4	39.5	36.3	29.5	23.3
2. A little less	2.1	2.2	1.7	1.9	1.3	1.5	1.8	2.3	2.7	1.7	3.7	2.2	1.4	2.4	2.8	-
1. Much less	7.6	9.1	6.2	8.3	7.7	6.5	10.6	6.3	6.4	5.9	14.7	5.3	6.5	11.3	11.5	34.8
<i>Item 5816 Subject B05</i>	<i>N</i> 2016	887	1078	1377	243	346	574	710	387	1556	397	965	532	185	269	28
D014G: Discussing personal problems																
5. Much more	9.8	9.8	9.4	7.7	13.2	12.9	10.3	8.1	9.1	8.3	15.2	9.0	9.7	7.4	12.4	18.1
4. A little more	9.3	8.1	10.1	8.5	13.6	10.6	6.9	10.3	9.8	9.4	9.1	6.7	12.7	9.4	11.5	7.0
3. About right	54.8	55.4	55.4	60.0	40.6	48.2	53.5	58.3	56.4	58.0	41.4	59.2	52.9	54.4	50.1	29.6
2. A little less	4.8	6.1	3.6	4.4	5.6	5.2	6.0	5.0	2.2	4.2	7.1	4.5	4.7	8.6	3.5	4.9
1. Much less	21.3	20.5	21.6	19.4	27.0	23.0	23.3	18.2	22.4	20.0	27.1	20.6	19.9	20.2	22.4	40.3
<i>Item 5817 Subject B05</i>	<i>N</i> 1968	873	1043	1347	234	342	562	687	377	1525	386	934	531	182	258	26
D015: These next questions concern your health. During the LAST 30 DAYS, on how many days (if any) did you have the following problems or symptoms?																
D015A: Headache																
1. None	16.0	25.5	7.4	15.4	16.9	16.2	18.3	13.6	17.0	14.3	22.1	18.6	15.1	9.5	13.1	-
2. One day	17.2	22.1	13.4	14.7	27.3	18.6	15.2	18.6	16.4	17.4	15.7	16.6	20.9	20.7	9.2	8.3
3. Two days	20.0	19.9	19.7	18.8	21.3	16.6	21.9	18.7	22.7	20.6	18.1	19.8	20.1	22.1	19.4	16.5
4. 3 to 5 days	23.9	19.4	27.9	25.4	21.8	26.1	23.0	25.2	21.0	24.5	21.8	23.3	23.7	25.6	26.8	21.6
5. 6 to 9 days	11.1	7.2	14.7	13.2	5.3	8.7	12.7	10.9	11.3	12.2	8.4	10.5	11.4	10.8	14.2	6.6
6. 10 to 19 days	7.5	3.7	11.0	8.0	5.3	9.4	5.7	8.1	7.3	7.8	6.8	7.0	5.9	7.0	12.0	17.6
7. 20+ days	4.2	2.2	5.9	4.6	2.1	4.4	3.3	4.8	4.2	3.4	7.0	4.2	2.8	4.3	5.3	29.4
<i>Item 21310 Subject T01</i>	<i>N</i> 2095	919	1116	1435	248	374	593	727	401	1608	412	992	547	192	290	27
D015B: Sore throat or hoarse voice																
1. None	34.4	40.0	29.4	32.0	48.1	32.7	37.2	32.8	34.8	33.0	38.5	38.6	32.4	30.9	23.1	20.2
2. One day	18.3	19.4	16.8	17.2	18.3	18.2	19.0	16.5	20.5	18.3	19.2	18.4	19.8	17.7	16.4	13.5
3. Two days	16.0	14.4	17.6	17.4	12.1	14.4	15.5	16.6	17.1	16.5	12.9	14.1	18.1	16.8	19.5	22.6
4. 3 to 5 days	18.3	17.0	20.2	20.1	13.8	17.5	18.8	19.2	16.9	19.3	15.8	17.0	19.8	20.1	21.3	15.4
5. 6 to 9 days	8.7	6.1	10.9	9.5	4.1	10.5	7.7	10.0	6.2	9.8	5.6	7.9	7.8	11.1	11.9	8.6
6. 10 to 19 days	3.1	2.0	4.0	3.3	1.9	6.1	0.8	3.9	2.3	2.3	5.9	2.9	1.5	3.1	4.7	18.9
7. 20+ days	1.1	1.0	1.2	0.6	1.7	0.6	1.0	0.9	2.1	0.9	2.1	1.0	0.6	0.3	3.1	0.8
<i>Item 21320 Subject T01</i>	<i>N</i> 2091	913	1118	1429	248	372	596	723	400	1603	413	990	546	194	288	27

QUESTIONNAIRE FORM 1 1997	TOTAL	SEX		RACE		REGION				COLLEGE PLANS?		ILLICIT DRUG USE: LIFETIME				
		M	F	White	Black	NE	NC	S	W	Yes	No	None	Mari- juana Only	Few Pills	More Pills	Any Her- oin
<i>N (Weighted No. of Cases):</i>	2696	1147	1284	1650	323	564	731	923	478	1794	478	1172	697	248	420	36
<i>% of Weighted Total:</i>	100.0	42.6	47.6	61.2	12.0	20.9	27.1	34.2	17.7	66.6	17.7	43.5	25.8	9.2	15.6	1.3
D015C: Trouble with sinus congestion, runny nose, or sneezing																
1. None	20.4	22.6	17.8	17.8	28.4	18.3	21.1	19.3	23.0	18.9	23.2	21.9	17.2	23.6	16.9	10.1
2. One day	11.5	13.0	10.1	11.8	8.9	14.4	12.6	9.2	11.5	11.3	12.7	11.9	11.8	10.3	10.8	16.5
3. Two days	15.5	16.4	14.7	16.0	11.9	16.3	15.0	14.7	16.8	16.0	14.8	13.4	18.5	17.8	15.9	12.9
4. 3 to 5 days	20.5	21.4	20.6	22.3	17.3	21.6	20.9	20.7	18.5	20.3	18.8	21.0	22.5	17.5	18.2	15.1
5. 6 to 9 days	14.9	12.3	17.2	15.3	15.0	14.0	16.7	14.8	13.4	16.0	12.7	14.8	14.0	15.2	15.2	24.2
6. 10 to 19 days	10.4	9.4	11.1	11.0	9.3	10.3	9.1	12.7	8.5	11.2	8.4	10.2	9.5	10.0	14.6	3.9
7. 20+ days	6.8	4.9	8.4	5.9	9.3	5.1	4.7	8.6	8.2	6.3	9.5	6.7	6.6	5.6	8.4	17.3
<i>Item 21330 Subject T01</i>	<i>N</i> 2086	<i>911</i>	<i>1116</i>	<i>1425</i>	<i>247</i>	<i>370</i>	<i>595</i>	<i>722</i>	<i>400</i>	<i>1602</i>	<i>410</i>	<i>986</i>	<i>546</i>	<i>193</i>	<i>287</i>	<i>27</i>
D015D: Coughing spells																
1. None	50.4	53.9	47.5	48.2	61.7	53.8	47.1	49.6	54.0	50.7	47.8	55.9	50.6	47.3	32.8	35.1
2. One day	13.7	12.6	13.9	14.2	9.5	13.5	15.0	13.0	13.0	14.2	11.5	13.7	11.3	14.9	17.9	18.3
3. Two days	12.1	11.4	12.8	12.3	8.8	11.0	12.8	11.9	12.3	12.0	12.3	11.8	12.5	13.2	11.7	3.0
4. 3 to 5 days	11.9	11.1	12.9	12.8	11.2	10.0	13.8	11.8	11.0	11.9	12.8	10.0	12.1	9.8	20.6	20.0
5. 6 to 9 days	6.3	5.4	7.3	6.9	4.8	5.4	7.6	6.8	4.2	6.5	6.4	4.0	9.8	7.4	6.9	6.9
6. 10 to 19 days	3.5	3.7	3.4	3.6	2.5	4.5	2.4	4.3	2.5	3.3	4.2	3.2	2.5	5.5	5.0	1.7
7. 20+ days	2.1	1.9	2.3	2.1	1.5	1.8	1.3	2.5	2.9	1.5	5.0	1.4	1.2	2.0	5.2	15.1
<i>Item 21340 Subject T01</i>	<i>N</i> 2075	<i>906</i>	<i>1110</i>	<i>1423</i>	<i>246</i>	<i>370</i>	<i>592</i>	<i>721</i>	<i>393</i>	<i>1597</i>	<i>406</i>	<i>985</i>	<i>538</i>	<i>193</i>	<i>287</i>	<i>27</i>
D015E: Chest colds																
1. None	68.6	73.0	64.9	67.4	69.5	69.4	67.5	66.7	73.1	70.2	62.5	74.6	66.9	62.6	56.6	60.9
2. One day	11.0	9.9	11.3	10.3	13.3	8.3	13.0	11.2	10.0	9.3	15.7	8.8	12.1	12.2	13.7	6.7
3. Two days	7.2	7.0	7.6	8.2	6.3	7.4	7.7	7.4	5.8	7.3	6.8	5.7	7.3	11.0	9.7	4.7
4. 3 to 5 days	8.3	6.3	10.1	9.2	6.6	8.3	8.4	9.0	7.0	8.4	8.7	6.8	9.0	10.0	12.0	10.9
5. 6 to 9 days	2.9	2.7	3.2	3.1	2.3	3.6	2.5	3.4	2.0	3.2	2.1	2.3	3.0	2.6	4.6	7.5
6. 10 to 19 days	1.4	0.6	2.1	1.5	0.9	2.6	0.6	1.7	0.9	1.1	2.7	0.9	1.6	1.3	2.2	8.6
7. 20+ days	0.6	0.4	0.8	0.3	1.1	0.5	0.3	0.6	1.3	0.4	1.5	0.9	0.1	0.3	1.2	0.8
<i>Item 21350 Subject T01</i>	<i>N</i> 2069	<i>900</i>	<i>1109</i>	<i>1410</i>	<i>247</i>	<i>370</i>	<i>588</i>	<i>715</i>	<i>395</i>	<i>1594</i>	<i>406</i>	<i>978</i>	<i>541</i>	<i>191</i>	<i>286</i>	<i>27</i>
D015F: Coughing up phlegm or blood																
1. None	74.5	75.2	73.6	72.2	83.2	73.5	75.0	73.7	76.5	75.3	71.0	79.6	73.1	75.0	61.0	45.2
2. One day	5.7	5.9	5.6	6.1	3.0	4.2	6.1	5.8	6.5	5.5	6.3	4.1	6.4	3.8	10.7	9.5
3. Two days	5.5	5.3	6.0	6.5	3.6	5.3	4.9	6.2	5.5	5.5	6.3	4.3	5.4	6.2	9.3	12.7
4. 3 to 5 days	7.0	6.4	7.6	7.5	4.3	6.2	7.6	8.0	5.1	6.9	6.5	7.4	6.7	5.3	7.7	3.0
5. 6 to 9 days	3.0	3.3	3.0	3.5	2.5	4.8	2.0	3.3	2.4	3.2	2.8	2.0	4.6	3.7	3.6	1.7
6. 10 to 19 days	2.3	2.0	2.5	2.4	2.3	3.7	2.4	1.7	2.1	2.0	3.7	1.8	1.8	2.2	4.6	12.4
7. 20+ days	1.9	1.9	1.7	1.9	1.2	2.3	2.2	1.5	1.9	1.6	3.3	0.8	2.1	3.7	3.1	15.6
<i>Item 21360 Subject T01</i>	<i>N</i> 2082	<i>908</i>	<i>1115</i>	<i>1424</i>	<i>245</i>	<i>371</i>	<i>591</i>	<i>720</i>	<i>400</i>	<i>1601</i>	<i>407</i>	<i>982</i>	<i>545</i>	<i>193</i>	<i>288</i>	<i>27</i>
D015G: Shortness of breath when you were not exercising																
1. None	76.1	81.1	72.1	75.4	76.1	72.7	77.5	73.5	81.9	77.0	72.8	81.8	74.4	75.5	65.1	43.7
2. One day	7.3	6.9	7.3	7.1	8.8	7.9	9.5	6.9	4.4	6.9	8.2	6.3	8.0	8.1	7.3	15.9
3. Two days	4.9	4.6	5.0	5.5	5.6	6.0	4.0	5.9	3.5	5.2	4.4	3.7	5.6	6.0	7.2	-
4. 3 to 5 days	5.1	3.4	6.6	5.5	2.9	4.3	4.4	6.2	4.9	4.8	5.7	3.8	5.6	4.3	8.1	6.9
5. 6 to 9 days	2.8	2.0	3.6	3.0	1.8	5.8	2.2	2.3	2.1	3.0	2.9	2.4	3.3	2.4	3.5	11.2
6. 10 to 19 days	1.3	0.4	2.2	1.3	2.7	2.1	1.1	1.3	1.1	1.0	2.3	0.9	1.3	0.1	3.4	3.5
7. 20+ days	2.4	1.6	3.2	2.2	2.1	1.2	1.3	4.0	2.2	2.2	3.6	1.1	1.9	3.6	5.4	18.8
<i>Item 21370 Subject T01</i>	<i>N</i> 2084	<i>911</i>	<i>1112</i>	<i>1425</i>	<i>246</i>	<i>371</i>	<i>593</i>	<i>720</i>	<i>400</i>	<i>1599</i>	<i>410</i>	<i>985</i>	<i>544</i>	<i>193</i>	<i>287</i>	<i>27</i>
D015H: Wheezing or gasping																
1. None	84.0	85.9	82.5	84.0	85.1	83.4	84.1	83.9	84.7	85.0	80.2	89.6	82.3	81.8	72.5	49.2
2. One day	5.0	5.0	4.7	5.1	4.2	4.9	6.4	4.5	3.7	4.3	7.2	3.9	6.3	6.7	5.8	4.4
3. Two days	4.9	3.9	5.7	4.8	5.4	4.9	5.2	4.6	4.7	5.2	3.5	3.4	5.2	2.7	10.0	9.2
4. 3 to 5 days	2.6	2.2	3.1	3.0	2.1	2.6	2.1	3.5	1.9	2.4	3.5	1.0	2.6	4.3	6.1	18.3
5. 6 to 9 days	1.8	1.7	2.0	1.7	1.5	2.1	1.1	1.5	2.8	1.5	3.1	1.0	2.5	1.2	2.9	8.4
6. 10 to 19 days	0.8	0.6	0.9	0.6	1.0	0.7	0.6	0.9	0.7	0.7	0.7	0.4	0.8	1.4	0.8	4.7
7. 20+ days	1.0	0.8	1.2	0.8	0.8	1.3	0.5	1.0	1.4	0.8	1.8	0.8	0.3	1.9	1.7	5.8
<i>Item 21380 Subject T01</i>	<i>N</i> 2072	<i>906</i>	<i>1107</i>	<i>1419</i>	<i>243</i>	<i>365</i>	<i>591</i>	<i>715</i>	<i>400</i>	<i>1591</i>	<i>406</i>	<i>981</i>	<i>544</i>	<i>193</i>	<i>284</i>	<i>27</i>

MONITORING THE FUTURE

QUESTIONNAIRE FORM 1 1997	TOTAL	SEX		RACE		REGION				COLLEGE PLANS?		ILLCIT DRUG USE: LIFETIME					
		M	F	White	Black	NE	NC	S	W	Yes	No	None	Mari- juana Only	Few Pills	More Pills	Any Her- oin	
<i>N (Weighted No. of Cases):</i>	2696	1147	1284	1650	323	564	731	923	478	1794	478	1172	697	248	420	36	
<i>% of Weighted Total:</i>	100.0	42.6	47.6	61.2	12.0	20.9	27.1	34.2	17.7	66.6	17.7	43.5	25.8	9.2	15.6	1.3	
D015I: Trouble remembering things																	
1. None	65.6	69.1	62.6	67.1	64.7	61.8	66.3	66.9	65.6	67.2	60.5	69.8	66.7	62.2	54.7	30.2	
2. One day	10.1	11.1	9.3	10.2	8.9	10.9	9.8	8.9	11.9	10.3	9.2	9.5	10.9	14.5	7.7	6.6	
3. Two days	8.2	6.2	9.4	6.9	10.7	8.0	8.2	7.9	8.6	7.0	11.5	8.0	7.3	8.4	9.6	3.0	
4. 3 to 5 days	6.8	5.2	8.4	6.6	8.4	6.2	7.5	7.6	4.8	6.8	7.2	4.5	8.0	8.9	10.6	10.1	
5. 6 to 9 days	3.5	2.8	4.1	3.7	2.2	4.9	3.0	3.2	3.2	3.8	2.6	2.3	3.4	3.0	8.1	3.9	
6. 10 to 19 days	1.9	1.2	2.5	1.8	2.7	2.6	2.2	1.7	1.4	1.7	2.8	2.0	0.9	0.3	4.4	8.0	
7. 20+ days	4.0	4.5	3.7	3.7	2.4	5.5	3.0	3.9	4.5	3.2	6.3	3.8	2.9	2.7	4.9	38.1	
<i>Item 21390 Subject T01</i>	<i>N</i>	<i>2070</i>	<i>904</i>	<i>1106</i>	<i>1412</i>	<i>245</i>	<i>365</i>	<i>588</i>	<i>718</i>	<i>398</i>	<i>1588</i>	<i>407</i>	<i>979</i>	<i>541</i>	<i>191</i>	<i>285</i>	<i>27</i>
D015J: Difficulty thinking or concentrating																	
1. None	48.7	59.1	39.7	48.6	48.2	47.7	49.0	49.1	48.4	48.3	51.1	50.7	50.3	47.0	41.7	22.8	
2. One day	14.0	13.2	15.0	14.2	15.1	13.3	15.3	12.6	15.4	13.3	17.5	15.0	12.6	15.9	12.5	11.4	
3. Two days	12.2	10.5	14.0	11.6	16.5	8.3	13.3	12.2	13.9	11.9	12.1	12.3	12.6	14.7	11.7	4.3	
4. 3 to 5 days	11.4	8.0	14.3	11.4	11.4	13.2	10.7	11.8	10.1	11.8	7.7	9.9	10.1	12.4	17.2	11.1	
5. 6 to 9 days	6.2	3.9	7.8	6.7	4.3	8.1	4.8	7.0	5.1	6.6	5.6	4.4	8.5	5.7	7.3	18.4	
6. 10 to 19 days	3.8	2.6	4.8	3.7	2.4	5.1	3.3	3.9	3.1	4.1	3.0	3.7	3.1	2.6	5.5	14.7	
7. 20+ days	3.7	2.9	4.5	3.8	2.1	4.4	3.4	3.4	4.0	3.9	2.9	4.0	2.8	1.7	4.3	17.3	
<i>Item 21400 Subject T01</i>	<i>N</i>	<i>2068</i>	<i>901</i>	<i>1109</i>	<i>1413</i>	<i>245</i>	<i>365</i>	<i>589</i>	<i>717</i>	<i>397</i>	<i>1589</i>	<i>405</i>	<i>980</i>	<i>542</i>	<i>190</i>	<i>284</i>	<i>27</i>
D015K: Trouble learning new things																	
1. None	70.8	75.7	66.5	71.4	70.3	67.5	74.6	68.0	72.9	70.3	71.6	72.5	72.3	71.9	64.5	46.8	
2. One day	9.8	9.1	10.5	9.0	13.4	8.9	8.7	11.9	8.4	9.7	10.6	8.1	9.9	10.5	14.7	11.1	
3. Two days	7.9	6.1	9.1	7.7	9.1	10.3	7.0	8.1	6.8	7.8	8.4	7.5	8.9	7.4	6.5	18.4	
4. 3 to 5 days	5.9	4.3	7.3	5.7	3.8	6.9	4.9	6.4	5.4	6.5	3.6	6.4	4.7	5.9	5.5	9.4	
5. 6 to 9 days	2.6	1.9	3.3	2.6	1.2	3.1	2.2	2.5	2.9	2.9	1.9	2.4	2.5	2.0	4.0	0.8	
6. 10 to 19 days	1.5	1.0	1.8	1.7	1.6	2.1	1.2	1.6	1.3	1.5	1.8	1.3	1.0	1.6	2.1	6.7	
7. 20+ days	1.6	1.9	1.4	1.9	0.6	1.3	1.5	1.6	2.2	1.4	2.1	1.8	0.7	0.7	2.7	6.9	
<i>Item 21410 Subject T01</i>	<i>N</i>	<i>2057</i>	<i>899</i>	<i>1099</i>	<i>1406</i>	<i>243</i>	<i>364</i>	<i>586</i>	<i>710</i>	<i>397</i>	<i>1580</i>	<i>403</i>	<i>975</i>	<i>537</i>	<i>188</i>	<i>284</i>	<i>27</i>
D015L: Trouble sleeping																	
1. None	43.4	50.8	36.7	42.2	50.6	41.1	41.8	45.4	44.6	42.5	45.1	47.7	41.9	33.1	39.7	23.3	
2. One day	11.9	11.0	12.3	11.6	12.8	13.0	11.4	11.9	11.4	12.1	10.5	11.4	12.7	17.8	8.5	11.7	
3. Two days	13.9	14.4	14.1	14.0	12.8	14.9	13.1	14.1	13.8	14.9	10.4	14.3	13.0	12.9	13.8	21.9	
4. 3 to 5 days	12.5	10.6	14.2	13.5	11.5	11.9	12.8	13.0	12.0	13.1	12.6	11.6	14.4	11.5	13.4	4.2	
5. 6 to 9 days	7.7	4.6	10.5	8.5	3.0	8.8	8.9	6.7	6.8	7.5	9.9	6.2	8.3	10.8	9.6	14.1	
6. 10 to 19 days	3.9	3.0	4.8	4.1	3.0	3.2	3.8	4.1	4.5	3.9	3.6	3.8	4.2	4.1	4.4	1.7	
7. 20+ days	6.6	5.7	7.4	6.1	6.4	7.2	8.3	4.8	6.9	6.1	7.7	5.0	5.5	9.7	10.7	23.2	
<i>Item 21420 Subject T01</i>	<i>N</i>	<i>2071</i>	<i>906</i>	<i>1106</i>	<i>1415</i>	<i>242</i>	<i>368</i>	<i>585</i>	<i>717</i>	<i>401</i>	<i>1590</i>	<i>406</i>	<i>977</i>	<i>544</i>	<i>190</i>	<i>287</i>	<i>27</i>
D015M: Trouble getting started in the morning																	
1. None	31.5	39.1	24.6	29.2	39.0	28.5	31.9	32.3	32.3	28.8	40.2	35.1	27.1	29.0	29.4	21.8	
2. One day	9.2	9.6	9.0	9.7	10.0	8.3	8.5	9.6	10.6	9.2	9.6	8.6	10.5	7.2	9.2	12.8	
3. Two days	9.7	7.7	11.5	8.6	12.5	8.0	10.8	9.2	10.4	10.0	8.6	10.0	12.4	7.8	4.3	8.6	
4. 3 to 5 days	13.1	13.1	13.1	14.5	8.3	14.3	13.0	14.4	9.7	13.2	13.1	14.1	13.0	11.6	11.8	16.1	
5. 6 to 9 days	8.9	7.7	10.3	9.3	5.7	11.8	7.5	8.3	9.1	9.7	6.4	7.0	11.6	11.8	8.6	4.0	
6. 10 to 19 days	8.4	6.9	9.4	9.4	5.0	10.3	8.1	7.1	9.6	9.1	6.9	7.4	9.2	11.1	8.3	10.6	
7. 20+ days	19.2	15.9	22.1	19.2	19.4	18.9	20.1	19.1	18.3	19.9	15.1	17.9	16.2	21.5	28.5	26.2	
<i>Item 21430 Subject T01</i>	<i>N</i>	<i>2072</i>	<i>903</i>	<i>1110</i>	<i>1415</i>	<i>246</i>	<i>367</i>	<i>586</i>	<i>720</i>	<i>400</i>	<i>1591</i>	<i>406</i>	<i>981</i>	<i>545</i>	<i>189</i>	<i>284</i>	<i>27</i>
D015N: Stayed home most or all of a day because you were not feeling well																	
1. None	61.3	73.6	50.7	61.9	56.3	58.7	62.2	61.8	61.4	61.8	59.6	68.5	56.6	56.7	50.1	36.3	
2. One day	17.0	13.1	20.1	17.6	12.4	16.1	17.9	15.9	18.4	18.0	14.9	15.0	16.4	23.6	18.2	20.5	
3. Two days	10.6	7.9	13.2	10.1	13.8	13.5	9.6	11.0	8.8	10.7	9.8	9.7	11.6	10.1	12.4	16.3	
4. 3 to 5 days	7.1	3.3	10.4	7.5	8.7	7.5	6.1	7.8	7.2	6.7	8.0	4.8	10.6	7.0	9.3	13.4	
5. 6 to 9 days	2.4	1.1	3.5	1.7	5.0	2.4	2.2	2.5	2.4	2.1	3.4	1.1	2.8	1.8	6.9	2.3	
6. 10 to 19 days	0.7	0.2	1.2	0.5	2.9	0.8	1.3	0.7	-	0.3	1.6	0.8	0.3	0.8	1.6	-	
7. 20+ days	0.9	0.9	0.9	0.5	1.0	0.9	0.8	0.4	1.8	0.4	2.7	0.2	1.7	-	1.4	11.2	
<i>Item 21440 Subject T01</i>	<i>N</i>	<i>2072</i>	<i>904</i>	<i>1107</i>	<i>1413</i>	<i>246</i>	<i>364</i>	<i>586</i>	<i>720</i>	<i>401</i>	<i>1588</i>	<i>408</i>	<i>984</i>	<i>541</i>	<i>189</i>	<i>284</i>	<i>27</i>
D016: In the LAST 12 MONTHS, how many times (if any) have you seen a doctor or other professional for each of the following?																	

DESCRIPTIVE RESULTS: 1997

91

QUESTIONNAIRE FORM 1 1997	TOTAL	SEX		RACE		REGION				COLLEGE PLANS?		ILLICIT DRUG USE: LIFETIME				
		M	F	White	Black	NE	NC	S	W	Yes	No	None	Mari- juana Only	Few Pills	More Pills	Any Her- oin
<i>N (Weighted No. of Cases):</i>	2696	1147	1284	1650	323	564	731	923	478	1794	478	1172	697	248	420	36
<i>% of Weighted Total:</i>	100.0	42.6	47.6	61.2	12.0	20.9	27.1	34.2	17.7	66.6	17.7	43.5	25.8	9.2	15.6	1.3
D016A: For a routine physical check-up																
1. None	42.8	46.3	39.5	43.0	37.8	34.3	47.0	42.1	45.8	39.8	52.4	45.8	42.8	40.0	34.2	31.1
2. Once	39.3	37.0	41.6	41.8	31.3	46.6	35.6	39.6	37.4	42.5	29.4	38.3	37.4	46.9	45.4	39.5
3. Twice	13.3	13.4	13.5	11.0	22.6	14.4	13.6	13.2	12.2	13.0	14.9	11.9	14.1	11.5	14.5	29.4
4. 3 to 5 times	3.5	2.8	3.9	3.3	6.3	4.1	2.4	4.0	3.5	3.6	2.7	3.0	4.8	1.0	4.3	-
5. 6 to 9 times	0.5	0.2	0.8	0.5	0.6	0.2	0.6	0.9	-	0.7	-	0.4	0.3	0.5	1.3	-
6. 10+ times	0.6	0.3	0.7	0.4	1.3	0.4	0.8	0.2	1.2	0.4	0.6	0.5	0.6	-	0.3	-
<i>Item 21450 Subject T04</i>	<i>N</i>	<i>2068</i>	<i>908</i>	<i>1095</i>	<i>1411</i>	<i>359</i>	<i>583</i>	<i>724</i>	<i>403</i>	<i>1586</i>	<i>401</i>	<i>980</i>	<i>534</i>	<i>185</i>	<i>287</i>	<i>29</i>
D016B: For an injury suffered in a fight, assault, or auto accident																
1. None	90.9	90.6	91.9	91.5	89.1	91.6	92.4	90.6	88.8	91.4	89.5	93.9	91.1	95.0	81.1	70.9
2. Once	4.6	4.7	4.1	4.2	5.9	4.1	3.6	5.3	5.3	4.5	5.1	3.6	5.0	0.7	9.6	6.6
3. Twice	1.6	2.2	0.9	1.3	2.0	1.6	2.2	1.1	1.7	1.3	2.2	0.7	0.9	1.6	4.1	10.4
4. 3 to 5 times	0.9	0.7	1.0	0.9	1.2	0.7	1.0	0.8	0.9	0.9	1.2	0.8	0.7	0.3	1.6	4.5
5. 6 to 9 times	0.9	1.1	0.7	0.9	1.4	0.3	0.4	1.5	0.9	1.0	0.6	0.6	1.0	0.6	1.3	7.7
6. 10+ times	1.1	0.6	1.4	1.1	0.3	1.7	0.3	0.6	2.3	1.0	1.6	0.5	1.4	1.8	2.2	-
<i>Item 21460 Subject T04</i>	<i>N</i>	<i>2056</i>	<i>900</i>	<i>1091</i>	<i>1401</i>	<i>357</i>	<i>577</i>	<i>723</i>	<i>399</i>	<i>1575</i>	<i>400</i>	<i>978</i>	<i>531</i>	<i>185</i>	<i>283</i>	<i>28</i>
D016C: For any other accidental injury																
1. None	82.7	78.1	86.4	80.9	88.7	82.8	84.5	82.7	80.2	81.9	83.7	85.3	82.5	77.7	78.2	73.4
2. Once	9.9	12.0	8.2	10.9	6.1	9.7	8.8	10.8	10.0	10.2	9.8	8.4	10.4	12.1	12.2	18.9
3. Twice	3.7	5.5	2.1	4.1	2.4	4.6	2.8	2.8	5.5	4.1	2.5	3.7	2.8	4.2	4.6	7.7
4. 3 to 5 times	2.2	3.2	1.5	2.7	1.1	1.3	2.5	2.6	2.0	2.4	1.8	1.8	2.7	2.5	2.4	-
5. 6 to 9 times	0.5	0.2	0.6	0.3	0.9	0.1	0.3	0.8	0.3	0.5	0.4	0.2	0.4	0.8	1.1	-
6. 10+ times	1.0	1.0	1.1	1.1	0.8	1.5	1.1	0.3	1.9	0.9	1.8	0.6	1.2	2.8	1.4	-
<i>Item 21470 Subject T04</i>	<i>N</i>	<i>2052</i>	<i>901</i>	<i>1087</i>	<i>1402</i>	<i>357</i>	<i>577</i>	<i>719</i>	<i>399</i>	<i>1568</i>	<i>403</i>	<i>974</i>	<i>531</i>	<i>185</i>	<i>282</i>	<i>28</i>
D016D: For some physical illness or symptom																
1. None	56.7	64.3	49.1	55.3	60.5	54.4	57.4	57.5	56.2	55.3	59.5	59.9	56.3	53.2	48.1	51.4
2. Once	18.2	16.7	20.0	17.7	18.4	19.8	19.0	16.4	19.0	18.5	17.3	19.8	16.1	20.6	15.0	23.7
3. Twice	13.7	12.0	15.6	14.8	10.4	13.8	14.2	13.3	13.8	14.1	13.8	11.2	14.9	16.7	18.5	21.2
4. 3 to 5 times	8.5	5.5	11.3	8.8	9.0	7.6	7.3	10.2	8.1	9.4	6.1	6.5	8.9	6.6	16.7	1.6
5. 6 to 9 times	1.9	0.9	2.7	2.2	1.1	2.7	1.5	1.7	2.0	1.8	2.4	1.9	2.4	2.6	0.9	-
6. 10+ times	0.9	0.6	1.3	1.2	0.5	1.6	0.5	0.8	1.0	1.0	0.9	0.7	1.4	0.3	0.9	2.1
<i>Item 21480 Subject T04</i>	<i>N</i>	<i>2054</i>	<i>903</i>	<i>1089</i>	<i>1401</i>	<i>355</i>	<i>579</i>	<i>722</i>	<i>398</i>	<i>1571</i>	<i>404</i>	<i>982</i>	<i>529</i>	<i>185</i>	<i>280</i>	<i>28</i>
D016E: For some emotional or psychological problem or symptom																
1. None	92.0	93.8	90.7	91.6	95.7	91.2	93.7	91.2	91.7	92.1	90.8	95.1	91.1	92.3	85.8	73.0
2. Once	2.4	1.9	2.7	2.4	1.1	3.1	2.0	2.2	2.7	2.3	3.6	1.4	2.1	2.8	4.9	13.5
3. Twice	1.7	1.4	1.9	1.6	1.6	0.8	1.1	2.3	2.4	1.4	3.1	0.9	3.1	1.3	1.4	-
4. 3 to 5 times	1.9	1.0	2.6	1.8	1.3	1.6	1.6	2.9	0.7	2.1	1.1	1.9	1.4	1.8	2.1	6.3
5. 6 to 9 times	0.8	0.3	1.2	1.0	0.1	1.5	1.0	0.4	0.3	0.8	0.5	0.3	0.6	0.3	2.6	4.2
6. 10+ times	1.2	1.5	0.9	1.6	0.1	1.7	0.6	0.9	2.2	1.3	0.9	0.4	1.6	1.5	3.2	2.9
<i>Item 21490 Subject T04</i>	<i>N</i>	<i>2050</i>	<i>900</i>	<i>1089</i>	<i>1401</i>	<i>353</i>	<i>578</i>	<i>721</i>	<i>398</i>	<i>1570</i>	<i>400</i>	<i>975</i>	<i>530</i>	<i>184</i>	<i>283</i>	<i>28</i>
D017: In the LAST 12 MONTHS, how many times (if any) have you spent one or more nights in the hospital . . .																
D017A: . . . because of an injury																
1. None	95.2	94.9	95.9	95.8	94.4	94.6	95.1	95.6	95.3	95.9	92.4	97.7	94.4	94.9	90.8	82.1
2. Once	3.1	3.1	3.0	3.0	4.0	3.8	2.9	3.1	2.7	2.9	4.2	1.8	3.8	3.3	5.4	10.2
3. Twice	0.8	1.3	0.5	0.8	0.8	0.9	0.7	1.0	0.6	0.7	1.5	0.3	0.4	-	3.5	3.0
4. 3 to 5 times	0.4	0.5	0.2	0.3	-	0.2	0.6	0.3	0.5	0.2	0.9	0.1	0.1	1.8	-	4.7
5. 6 to 9 times	0.2	0.1	0.4	-	0.6	0.2	0.2	-	0.6	0.1	0.6	0.1	0.7	-	-	-
6. 10+ times	0.3	0.2	0.1	0.1	0.2	0.3	0.4	0.1	0.3	0.2	0.5	0.1	0.5	-	0.3	-
<i>Item 21500 Subject T04</i>	<i>N</i>	<i>2052</i>	<i>899</i>	<i>1089</i>	<i>1396</i>	<i>356</i>	<i>577</i>	<i>715</i>	<i>404</i>	<i>1573</i>	<i>398</i>	<i>972</i>	<i>535</i>	<i>184</i>	<i>284</i>	<i>27</i>

MONITORING THE FUTURE

QUESTIONNAIRE FORM 1 1997	TOTAL	SEX		RACE		REGION				COLLEGE PLANS?		ILLICIT DRUG USE: LIFETIME				
		M	F	White	Black	NE	NC	S	W	Yes	No	None	Mari- juana Only	Few Pills	More Pills	Any Her- oin
<i>N (Weighted No. of Cases):</i>	2696	1147	1284	1650	323	564	731	923	478	1794	478	1172	697	248	420	36
<i>% of Weighted Total:</i>	100.0	42.6	47.6	61.2	12.0	20.9	27.1	34.2	17.7	66.6	17.7	43.5	25.8	9.2	15.6	1.3
D017B: . . . because of some physical illness																
1. None	95.3	96.3	94.7	95.9	92.4	95.7	93.9	95.2	97.1	96.2	92.8	95.8	95.9	96.6	94.9	68.9
2. Once	2.7	2.2	3.0	2.5	5.0	2.4	3.6	3.0	1.0	2.1	4.7	3.2	2.0	2.5	1.5	7.7
3. Twice	1.2	1.1	1.2	1.1	1.7	1.3	1.1	1.4	0.8	1.0	1.8	0.6	1.3	-	2.1	18.8
4. 3 to 5 times	0.4	0.2	0.5	0.3	0.3	0.5	0.7	0.1	0.5	0.4	0.3	0.1	0.3	0.9	0.2	4.5
5. 6 to 9 times	0.2	-	0.4	0.1	0.6	-	0.2	0.2	0.4	0.2	0.3	0.3	0.3	-	-	-
6. 10+ times	0.2	0.2	0.3	0.2	0.1	-	0.5	0.1	0.2	0.2	0.2	*	0.2	-	1.2	-
<i>Item 21510 Subject T04</i>	<i>N</i> 2045	893	1090	1395	247	355	575	717	398	1568	399	977	526	183	282	27
D018: Overall, relative to other people your age, do you think your physical health over the past year has been . . .																
1. Much poorer than average	3.9	3.6	3.9	2.7	3.1	2.1	4.5	4.3	4.0	3.5	5.8	2.7	4.1	4.8	5.2	13.6
2. Somewhat poorer than average	10.2	7.5	12.9	10.1	11.1	11.3	9.1	10.9	9.6	10.1	10.0	8.2	10.6	10.4	15.6	15.7
3. About average	43.9	33.9	52.2	44.3	47.0	48.4	46.1	39.4	44.9	42.6	48.5	41.8	44.8	53.4	44.1	54.4
4. Somewhat better than average	24.9	29.8	20.9	26.4	17.2	24.0	23.2	26.7	24.6	26.6	20.6	26.3	24.6	21.2	24.6	12.5
5. Much better than average	17.1	25.2	10.1	16.5	21.6	14.2	17.2	18.7	16.9	17.2	15.0	20.9	16.0	10.2	10.5	3.8
<i>Item 21520 Subject T01</i>	<i>N</i> 2047	897	1088	1402	240	357	569	720	401	1568	395	972	531	185	283	27
D019: What is your current height (in feet and inches) without shoes?																
01. 4'10" or less	0.6	0.5	0.7	0.5	0.5	1.1	0.6	0.5	0.5	0.5	0.7	0.5	0.6	0.7	0.9	-
02. 4'11"	1.1	0.1	1.7	0.6	0.5	1.9	0.3	0.9	1.9	1.2	1.0	0.8	1.0	1.9	2.2	-
03. 5'0"	1.5	0.1	2.8	0.9	3.9	1.7	1.2	1.4	2.0	1.7	0.6	1.7	1.9	0.8	1.0	-
04. 5'1"	3.3	0.2	6.0	2.5	3.3	4.6	1.6	3.5	4.0	3.0	3.7	3.2	3.8	2.3	2.7	7.2
05. 5'2"	6.2	0.1	11.3	5.2	6.4	6.8	6.9	5.3	6.3	5.9	7.9	5.8	6.7	8.1	4.1	14.0
06. 5'3"	6.6	1.0	11.3	6.6	8.0	9.3	5.9	5.8	6.7	6.1	9.0	6.9	4.7	8.3	8.3	2.0
07. 5'4"	7.9	1.5	13.4	6.9	10.8	9.1	5.8	8.2	9.2	8.0	6.3	8.0	6.4	7.9	11.3	5.1
08. 5'5"	6.7	2.4	10.5	7.4	7.0	4.9	7.0	7.1	7.0	6.6	7.7	6.0	5.4	10.2	10.5	-
09. 5'6"	9.1	3.6	13.8	9.1	10.7	9.5	7.8	9.0	10.8	9.3	7.3	9.5	9.5	8.3	7.4	4.2
10. 5'7"	8.4	6.0	10.2	7.4	13.0	9.4	7.8	8.4	8.3	9.1	6.3	7.2	12.1	10.5	4.2	11.3
11. 5'8"	8.1	7.4	8.5	8.6	8.3	10.6	8.2	7.3	7.3	8.6	7.0	8.6	8.2	5.9	7.6	10.0
12. 5'9"	6.9	8.6	5.2	6.0	6.9	6.1	4.6	8.6	7.7	7.1	6.8	7.4	6.1	9.7	5.7	6.7
13. 5'10"	6.4	11.8	2.2	7.3	4.3	3.5	6.8	7.2	6.9	6.5	5.9	5.9	6.0	6.8	8.6	4.5
14. 5'11"	7.0	13.8	1.2	8.1	4.8	6.2	9.4	6.6	4.9	6.9	8.1	7.4	7.6	4.5	6.0	6.8
15. 6'0"	7.5	15.4	1.0	8.8	2.9	5.4	8.2	8.7	6.5	6.9	10.4	7.8	8.5	3.4	8.5	3.0
16. 6'1"	4.9	10.2	0.2	5.2	2.8	4.4	6.7	4.4	3.5	4.7	5.5	5.3	4.7	3.5	5.4	-
17. 6'2"	4.4	9.9	-	5.6	1.8	3.9	6.2	4.0	3.0	4.4	3.7	4.1	5.1	5.2	2.3	13.7
18. 6'3" or more	3.4	7.5	*	3.4	4.0	1.6	4.9	3.0	3.6	3.5	2.1	4.0	1.8	1.9	3.4	11.5
<i>Item 22150 Subject T03</i>	<i>N</i> 2080	918	1093	1413	248	363	583	731	402	1582	403	987	540	187	288	28
D020: What is your current weight (in pounds) without shoes or clothing?																
01. 100 lbs. or less	2.0	0.4	3.4	1.9	2.2	1.2	2.5	1.9	2.3	2.1	1.6	2.3	1.4	2.2	2.0	-
02. 101-105	3.0	0.1	5.5	2.3	3.9	3.9	2.3	2.0	5.0	2.9	3.0	2.7	3.0	1.5	4.8	8.9
03. 106-110	3.6	0.2	6.4	3.6	2.6	4.0	3.4	3.6	3.8	3.3	5.1	4.1	4.3	4.2	0.8	4.2
04. 111-115	5.1	1.3	8.6	5.1	4.9	6.9	3.7	5.6	4.8	5.6	4.2	4.6	4.6	8.1	6.8	-
05. 116-120	5.4	1.2	8.8	5.6	3.6	4.6	5.2	4.3	8.1	5.2	5.9	5.0	5.4	3.3	7.3	10.8
06. 121-125	5.7	0.9	10.0	6.0	7.2	7.0	5.7	5.5	5.1	6.0	4.5	4.9	6.1	5.3	8.7	4.2
07. 126-130	6.9	3.8	9.7	6.9	6.9	8.9	6.9	5.7	7.2	7.2	6.6	6.6	6.8	6.2	10.5	-
08. 131-135	7.6	5.5	9.1	7.8	6.3	8.6	7.6	7.8	6.7	8.2	6.1	7.9	6.5	12.6	5.9	7.8
09. 136-140	7.9	7.8	8.0	7.8	8.9	7.7	6.6	9.4	7.6	8.2	7.6	7.6	8.7	7.6	7.6	9.6
10. 141-150	11.2	12.3	10.6	11.9	10.2	10.4	12.8	10.1	11.4	10.9	11.3	10.7	12.3	13.2	9.2	11.7
11. 151-160	11.3	15.4	7.8	11.0	10.6	9.1	12.0	12.8	9.4	11.1	12.1	11.8	13.0	8.7	7.8	7.7
12. 161-170	7.8	12.2	3.8	7.4	9.8	8.4	6.5	8.0	8.7	7.3	8.8	6.5	9.1	8.9	8.1	18.1
13. 171-180	6.1	10.5	2.3	6.1	5.6	5.0	6.2	6.8	5.7	6.1	6.2	5.9	5.3	10.1	6.3	-
14. 181-190	4.3	6.5	2.1	4.3	7.5	5.1	4.9	3.3	4.3	4.1	5.2	4.9	4.1	2.3	2.6	10.2
15. 191-200	3.7	6.8	1.0	4.0	1.8	2.8	3.6	3.7	4.6	3.7	3.5	4.4	2.7	2.8	3.6	-
16. 201-210	2.2	3.5	1.2	2.1	3.4	1.8	2.4	2.9	1.0	2.1	2.9	3.0	1.2	1.3	1.5	4.5
17. 211-220	1.7	3.2	0.5	1.8	1.7	1.9	2.6	1.4	0.8	1.6	2.2	2.2	1.7	0.5	1.6	-
18. 221 lbs. or more	4.4	8.3	1.1	4.5	2.8	2.6	5.3	5.2	3.5	4.4	3.3	4.9	3.8	1.2	4.9	2.2
<i>Item 22160 Subject T03</i>	<i>N</i> 2067	920	1079	1403	246	360	582	723	402	1570	405	978	540	186	285	28
D021: Individuals differ in whether or not they disapprove of people doing certain things. Do YOU disapprove of people (who are 18 or older) doing each of the following?																

DESCRIPTIVE RESULTS: 1997

93

QUESTIONNAIRE FORM 1 1997	TOTAL	SEX		RACE		REGION				COLLEGE PLANS?		ILLICIT DRUG USE: LIFETIME				
		M	F	White	Black	NE	NC	S	W	Yes	No	None	Mari- juana Only	Few Pills	More Pills	Any Her- oin
<i>N (Weighted No. of Cases):</i> <i>% of Weighted Total:</i>	2696 100.0	1147 42.6	1284 47.6	1650 61.2	323 12.0	564 20.9	731 27.1	923 34.2	478 17.7	1794 66.6	478 17.7	1172 43.5	697 25.8	248 9.2	420 15.6	36 1.3
D021A: Smoking one or more packs of cigarettes per day																
1. Don't disapprove	42.4	45.9	39.3	45.1	30.9	43.8	47.8	41.1	36.0	38.4	58.0	28.3	48.0	58.7	64.7	71.6
2. Disapprove	33.1	31.4	35.1	33.4	34.6	31.3	32.7	32.2	36.8	34.7	26.7	38.2	31.6	25.8	25.7	28.4
3. Strongly disapprove	24.5	22.7	25.7	21.5	34.5	24.8	19.5	26.7	27.1	26.9	15.3	33.5	20.4	15.6	9.6	-
<i>Item 8560 Subject A11a</i>	<i>N 2037</i>	<i>897</i>	<i>1075</i>	<i>1388</i>	<i>241</i>	<i>349</i>	<i>569</i>	<i>717</i>	<i>402</i>	<i>1556</i>	<i>395</i>	<i>975</i>	<i>524</i>	<i>181</i>	<i>282</i>	<i>28</i>
D021B: Trying marijuana once or twice																
1. Don't disapprove	49.4	49.6	49.2	51.2	41.6	54.0	42.3	49.7	54.9	50.3	45.1	24.5	71.0	69.2	77.0	80.5
2. Disapprove	23.5	24.4	22.6	23.3	27.4	23.7	25.2	22.4	22.8	22.6	26.5	30.0	19.2	20.0	13.1	13.5
3. Strongly disapprove	27.1	26.0	28.2	25.5	31.0	22.3	32.4	27.9	22.4	27.1	28.4	45.5	9.8	10.8	9.9	6.1
<i>Item 8570 Subject A11a</i>	<i>N 2029</i>	<i>893</i>	<i>1072</i>	<i>1387</i>	<i>238</i>	<i>348</i>	<i>564</i>	<i>717</i>	<i>401</i>	<i>1550</i>	<i>396</i>	<i>971</i>	<i>524</i>	<i>181</i>	<i>281</i>	<i>28</i>
D021C: Smoking marijuana occasionally																
1. Don't disapprove	37.5	38.1	36.8	38.0	36.6	47.9	31.6	36.0	39.2	36.6	39.0	15.8	52.4	49.3	69.2	76.1
2. Disapprove	27.1	27.6	27.0	27.3	27.2	22.4	25.6	27.9	32.0	27.2	26.9	28.7	29.0	32.0	18.1	12.5
3. Strongly disapprove	35.4	34.3	36.2	34.7	36.3	29.7	42.8	36.1	28.8	36.3	34.1	55.5	18.6	18.7	12.8	11.4
<i>Item 8580 Subject A11a</i>	<i>N 2026</i>	<i>892</i>	<i>1070</i>	<i>1387</i>	<i>237</i>	<i>348</i>	<i>566</i>	<i>714</i>	<i>398</i>	<i>1549</i>	<i>395</i>	<i>967</i>	<i>523</i>	<i>181</i>	<i>281</i>	<i>28</i>
D021D: Smoking marijuana regularly																
1. Don't disapprove	23.1	27.1	19.5	21.2	28.4	26.5	21.5	21.3	25.8	21.2	29.1	10.3	26.7	32.9	47.2	65.1
2. Disapprove	27.2	27.2	27.1	28.3	26.6	31.0	24.1	27.2	28.4	26.5	28.2	22.2	34.2	32.2	29.0	22.6
3. Strongly disapprove	49.7	45.7	53.4	50.5	45.0	42.5	54.4	51.5	45.8	52.3	42.7	67.5	39.1	34.9	23.8	12.2
<i>Item 8590 Subject A11a</i>	<i>N 2024</i>	<i>891</i>	<i>1070</i>	<i>1383</i>	<i>238</i>	<i>347</i>	<i>566</i>	<i>714</i>	<i>397</i>	<i>1551</i>	<i>391</i>	<i>967</i>	<i>524</i>	<i>181</i>	<i>282</i>	<i>26</i>
D021E: Trying cocaine in powder form once or twice																
1. Don't disapprove	12.5	14.9	9.9	11.1	12.2	16.1	10.8	10.3	15.8	11.4	15.9	9.6	10.4	14.2	21.4	45.0
2. Disapprove	25.2	24.8	26.3	26.6	21.2	24.6	23.4	26.6	26.0	24.9	25.8	22.3	26.2	28.8	29.0	41.5
3. Strongly disapprove	62.2	60.3	63.9	62.3	66.5	59.3	65.8	63.1	58.1	63.7	58.3	68.0	63.3	57.0	49.6	13.5
<i>Item 23630 Subject A11a</i>	<i>N 2025</i>	<i>889</i>	<i>1070</i>	<i>1379</i>	<i>240</i>	<i>347</i>	<i>562</i>	<i>714</i>	<i>402</i>	<i>1550</i>	<i>392</i>	<i>969</i>	<i>523</i>	<i>182</i>	<i>278</i>	<i>28</i>
D021F: Taking cocaine powder occasionally																
1. Don't disapprove	10.0	12.6	7.0	8.3	11.0	13.9	9.3	8.3	10.5	8.6	14.0	8.3	8.3	9.6	13.6	53.9
2. Disapprove	20.6	21.1	20.5	21.9	16.7	20.7	18.7	20.0	24.4	19.4	24.2	17.3	22.1	27.0	25.3	17.3
3. Strongly disapprove	69.4	66.4	72.5	69.8	72.3	65.4	72.0	71.8	65.2	72.0	61.7	74.4	69.6	63.4	61.1	28.9
<i>Item 23640 Subject A11a</i>	<i>N 2025</i>	<i>891</i>	<i>1070</i>	<i>1379</i>	<i>240</i>	<i>349</i>	<i>562</i>	<i>713</i>	<i>401</i>	<i>1548</i>	<i>394</i>	<i>967</i>	<i>523</i>	<i>182</i>	<i>280</i>	<i>28</i>
D021G: Taking cocaine powder regularly																
1. Don't disapprove	8.5	11.2	5.3	6.8	10.5	11.2	8.8	6.8	8.5	7.1	12.4	7.7	6.9	9.1	11.2	23.9
2. Disapprove	15.7	16.4	15.4	15.8	13.3	18.7	13.2	14.0	19.8	14.1	19.7	13.5	17.1	20.6	16.1	33.0
3. Strongly disapprove	75.8	72.4	79.3	77.4	76.1	70.1	78.0	79.1	71.7	78.8	67.9	78.9	75.9	70.3	72.7	43.2
<i>Item 23650 Subject A11a</i>	<i>N 2010</i>	<i>882</i>	<i>1064</i>	<i>1367</i>	<i>239</i>	<i>345</i>	<i>561</i>	<i>705</i>	<i>400</i>	<i>1541</i>	<i>387</i>	<i>964</i>	<i>518</i>	<i>181</i>	<i>277</i>	<i>26</i>
D021H: Trying "crack" cocaine once or twice																
1. Don't disapprove	10.4	12.5	8.0	9.1	11.0	15.0	9.6	7.6	12.7	9.1	14.2	8.9	8.6	12.8	14.4	37.7
2. Disapprove	20.6	19.8	21.6	21.4	16.1	20.7	21.0	18.8	23.2	20.0	22.5	19.8	22.1	24.5	18.7	12.8
3. Strongly disapprove	68.9	67.7	70.3	69.5	72.9	64.3	69.3	73.7	64.0	70.9	63.4	71.3	69.3	62.7	66.9	49.5
<i>Item 23660 Subject A11a</i>	<i>N 2013</i>	<i>883</i>	<i>1067</i>	<i>1371</i>	<i>240</i>	<i>347</i>	<i>560</i>	<i>709</i>	<i>397</i>	<i>1542</i>	<i>389</i>	<i>963</i>	<i>521</i>	<i>180</i>	<i>279</i>	<i>26</i>
D021I: Taking "crack" cocaine occasionally																
1. Don't disapprove	8.9	11.3	6.2	7.3	10.5	12.7	8.5	7.3	9.2	7.6	12.6	7.9	7.5	8.7	12.6	28.3
2. Disapprove	17.0	17.1	17.4	18.0	12.9	18.1	16.3	14.6	21.6	15.5	21.7	15.2	18.1	24.3	15.5	23.0
3. Strongly disapprove	74.0	71.6	76.4	74.7	76.6	69.2	75.1	78.2	69.2	76.9	65.7	76.9	74.4	67.0	71.9	48.7
<i>Item 23670 Subject A11a</i>	<i>N 2013</i>	<i>884</i>	<i>1065</i>	<i>1372</i>	<i>239</i>	<i>347</i>	<i>558</i>	<i>709</i>	<i>399</i>	<i>1542</i>	<i>388</i>	<i>961</i>	<i>523</i>	<i>181</i>	<i>277</i>	<i>24</i>
D021J: Taking "crack" cocaine regularly																
1. Don't disapprove	8.4	10.8	5.6	6.8	11.1	11.4	8.5	6.7	8.8	6.9	13.1	7.4	7.3	8.3	11.1	28.5
2. Disapprove	14.6	15.1	14.4	14.7	12.6	17.5	12.6	13.3	17.5	13.4	17.2	13.1	16.0	19.5	13.5	21.4
3. Strongly disapprove	76.9	74.1	79.9	78.6	76.3	71.1	78.9	80.0	73.8	79.7	69.8	79.5	76.7	72.1	75.5	50.0
<i>Item 23680 Subject A11a</i>	<i>N 2017</i>	<i>884</i>	<i>1070</i>	<i>1373</i>	<i>239</i>	<i>345</i>	<i>563</i>	<i>710</i>	<i>399</i>	<i>1541</i>	<i>391</i>	<i>962</i>	<i>520</i>	<i>181</i>	<i>280</i>	<i>28</i>

MONITORING THE FUTURE

QUESTIONNAIRE FORM 1 1997	TOTAL	SEX		RACE		REGION				COLLEGE PLANS?		ILLICIT DRUG USE: LIFETIME				
		M	F	White	Black	NE	NC	S	W	Yes	No	None	Mari- juana Only	Few Pills	More Pills	Any Her- oin
<i>N (Weighted No. of Cases):</i>	2696	1147	1284	1650	323	564	731	923	478	1794	478	1172	697	248	420	36
<i>% of Weighted Total:</i>	100.0	42.6	47.6	61.2	12.0	20.9	27.1	34.2	17.7	66.6	17.7	43.5	25.8	9.2	15.6	1.3
D021K: Trying one or two drinks of an alcoholic beverage (beer, wine, liquor)																
1. Don't disapprove	71.3	72.8	70.9	75.3	54.7	75.4	70.1	69.4	72.7	71.9	72.0	59.4	79.4	84.5	90.3	82.4
2. Disapprove	17.0	14.3	18.6	16.1	21.8	16.9	17.3	18.4	14.1	16.7	15.6	24.6	12.4	7.1	5.4	11.5
3. Strongly disapprove	11.7	12.9	10.5	8.6	23.5	7.7	12.6	12.2	13.2	11.4	12.4	16.0	8.2	8.3	4.4	6.1
<i>Item 8710 Subject A11a</i>	<i>N 2020</i>	<i>889</i>	<i>1067</i>	<i>1378</i>	<i>238</i>	<i>348</i>	<i>561</i>	<i>712</i>	<i>399</i>	<i>1543</i>	<i>394</i>	<i>961</i>	<i>523</i>	<i>181</i>	<i>282</i>	<i>28</i>
D021L: Taking one or two drinks nearly every day																
1. Don't disapprove	34.8	43.7	27.4	36.6	30.0	35.9	39.2	32.8	31.5	32.0	45.4	25.2	37.6	45.3	53.1	57.0
2. Disapprove	38.9	34.0	43.1	40.3	33.2	40.1	36.6	38.2	42.4	39.9	36.2	38.6	42.7	40.6	34.6	36.4
3. Strongly disapprove	26.2	22.2	29.5	23.1	36.9	24.1	24.2	29.0	26.1	28.1	18.3	36.2	19.6	14.1	12.3	6.6
<i>Item 8720 Subject A11a</i>	<i>N 2009</i>	<i>885</i>	<i>1061</i>	<i>1369</i>	<i>237</i>	<i>348</i>	<i>556</i>	<i>708</i>	<i>397</i>	<i>1538</i>	<i>390</i>	<i>960</i>	<i>521</i>	<i>181</i>	<i>277</i>	<i>26</i>
D021M: Taking four or five drinks nearly every day																
1. Don't disapprove	17.3	23.4	11.9	16.8	14.4	19.9	19.6	13.8	18.3	13.9	28.8	12.3	18.8	22.2	24.9	39.1
2. Disapprove	27.6	28.5	26.5	29.0	28.8	25.5	29.4	29.0	24.6	26.8	31.1	24.3	30.4	27.8	33.3	27.3
3. Strongly disapprove	55.0	48.1	61.6	54.2	56.8	54.6	51.0	57.2	57.1	59.3	40.2	63.4	50.8	50.0	41.8	33.6
<i>Item 8730 Subject A11a</i>	<i>N 2012</i>	<i>886</i>	<i>1064</i>	<i>1372</i>	<i>237</i>	<i>346</i>	<i>557</i>	<i>710</i>	<i>399</i>	<i>1541</i>	<i>391</i>	<i>960</i>	<i>521</i>	<i>182</i>	<i>278</i>	<i>26</i>
D021N: Having five or more drinks once or twice each weekend																
1. Don't disapprove	34.6	41.5	28.9	36.9	22.5	37.1	36.6	31.8	34.3	32.2	41.3	21.3	41.2	47.4	57.2	48.3
2. Disapprove	24.3	21.9	25.7	24.4	27.0	23.4	21.7	26.7	24.5	24.2	25.9	25.8	27.4	21.1	17.1	15.7
3. Strongly disapprove	41.1	36.5	45.5	38.7	50.5	39.5	41.7	41.5	41.1	43.6	32.8	52.8	31.5	31.5	25.7	35.9
<i>Item 8740 Subject A11a</i>	<i>N 2015</i>	<i>887</i>	<i>1066</i>	<i>1377</i>	<i>237</i>	<i>347</i>	<i>559</i>	<i>709</i>	<i>400</i>	<i>1541</i>	<i>392</i>	<i>960</i>	<i>521</i>	<i>182</i>	<i>280</i>	<i>26</i>

QUESTIONNAIRE FORM 2 1997	TOTAL	SEX		RACE		REGION				COLLEGE PLANS?		ILLICIT DRUG USE: LIFETIME				
		M	F	White	Black	NE	NC	S	W	Yes	No	None	Mari- juana Only	Few Pills	More Pills	Any Her- oin
<i>N (Weighted No. of Cases):</i>	2638	1204	1304	1726	343	556	706	906	469	1875	537	1152	627	309	402	71
<i>% of Weighted Total:</i>	100.0	45.6	49.4	65.4	13.0	21.1	26.8	34.4	17.8	71.1	20.4	43.7	23.8	11.7	15.2	2.7
A01: Taking all things together, how would you say things are these days—would you say you're very happy, pretty happy, or not too happy these days?																
3. Very happy	21.3	22.5	20.2	24.5	11.9	17.1	20.4	24.1	22.2	22.4	18.9	24.3	20.6	17.8	17.5	17.6
2. Pretty happy	63.6	61.1	66.8	64.2	61.5	67.6	63.5	61.9	62.4	64.6	62.2	62.7	62.9	68.9	66.8	55.7
1. Not too happy	15.1	16.4	12.9	11.3	26.6	15.3	16.1	14.0	15.4	13.1	18.9	13.0	16.5	13.3	15.7	26.7
<i>Item 1190 Subject P01, Q01</i>	<i>N</i> 2456	1090	1249	1622	315	522	654	841	440	1756	496	1070	591	287	370	68
A02: The next questions ask about the kinds of things you might do. How often do you do each of the following?																
A02A: Watch TV																
5. Almost everyday	68.4	72.1	64.5	64.7	85.7	66.0	65.1	74.2	65.0	68.1	67.6	69.3	72.9	61.9	65.0	58.7
4. At least once a week	26.0	22.2	29.9	29.4	11.5	26.3	28.4	22.1	29.7	26.2	27.3	25.8	22.5	31.2	27.6	31.9
3. Once or twice a month	3.5	3.5	3.8	3.9	1.1	5.1	4.6	2.3	2.5	3.5	3.7	3.0	3.5	4.2	3.9	8.3
2. A few times a year	1.1	0.9	1.3	1.2	0.2	1.7	1.2	0.7	1.1	1.4	0.2	0.8	0.6	2.3	2.0	1.1
1. Never	1.0	1.4	0.5	0.8	1.4	1.0	0.7	0.7	1.7	0.8	1.2	1.0	0.6	0.4	1.5	-
<i>Item 5820 Subject C07</i>	<i>N</i> 2631	1199	1304	1724	342	556	706	902	468	1873	536	1149	625	309	400	71
A02B: Go to movies																
5. Almost everyday	0.8	1.3	0.3	0.7	1.5	0.3	0.5	1.3	0.7	0.6	1.1	0.6	0.3	0.5	1.8	0.8
4. At least once a week	8.0	8.2	7.3	6.9	9.1	7.3	7.0	8.5	9.2	7.9	8.6	8.1	8.1	6.5	7.1	15.2
3. Once or twice a month	54.6	52.9	56.9	54.9	50.8	50.8	54.5	55.9	56.9	58.3	45.4	56.5	56.5	55.4	50.2	41.7
2. A few times a year	33.9	34.5	33.5	35.3	36.0	38.5	35.2	31.9	30.2	31.5	39.6	32.1	34.8	34.3	37.2	34.0
1. Never	2.8	3.2	2.0	2.2	2.6	3.1	2.8	2.4	3.0	1.7	5.4	2.7	0.3	3.2	3.6	8.3
<i>Item 5830 Subject C07</i>	<i>N</i> 2630	1200	1304	1722	341	556	706	902	467	1871	535	1151	623	307	401	71
A02C: Go to rock concerts																
5. Almost everyday	0.1	*	0.2	*	0.3	0.1	0.1	0.1	-	-	0.3	*	-	0.3	0.3	-
4. At least once a week	0.5	0.7	0.3	0.4	0.2	0.8	0.3	0.3	0.9	0.4	0.9	0.2	0.3	-	0.7	7.1
3. Once or twice a month	4.9	6.7	3.5	6.0	1.2	5.5	5.2	4.5	4.6	4.8	4.5	1.5	5.8	4.4	10.8	19.4
2. A few times a year	39.7	38.6	41.5	47.9	11.6	45.4	38.9	38.8	36.0	43.8	31.9	31.5	42.2	49.4	54.1	53.6
1. Never	54.8	53.9	54.6	45.6	86.7	48.2	55.5	56.3	58.5	51.1	62.5	66.7	51.7	45.9	34.0	19.9
<i>Item 5845 Subject C07</i>	<i>N</i> 2619	1197	1294	1717	339	551	703	902	464	1863	536	1144	621	308	399	71
A02D: Ride around in a car (or motorcycle) just for fun																
5. Almost everyday	32.2	32.9	29.9	29.9	38.3	29.9	33.9	32.8	31.5	27.1	45.5	24.2	34.4	36.1	43.2	50.4
4. At least once a week	28.8	29.9	29.0	28.7	33.8	30.3	31.2	27.5	25.9	29.1	30.0	28.5	30.8	27.6	29.8	28.7
3. Once or twice a month	16.5	15.7	17.6	18.2	10.8	16.9	16.5	16.3	16.4	18.8	10.6	18.9	15.5	18.7	12.0	12.5
2. A few times a year	12.1	11.6	13.0	13.2	7.6	11.9	10.7	12.9	12.6	13.6	7.3	14.2	12.1	10.5	6.7	5.7
1. Never	10.4	10.0	10.5	9.9	9.6	11.0	7.6	10.6	13.6	11.4	6.5	14.1	7.2	7.1	8.4	2.9
<i>Item 5850 Subject C07</i>	<i>N</i> 2627	1199	1300	1721	343	554	704	901	468	1868	537	1146	626	309	399	71
A02E: Participate in community affairs or volunteer work																
5. Almost everyday	3.2	2.0	4.1	2.7	5.2	4.9	1.8	4.2	1.5	3.4	2.1	3.7	2.7	3.3	2.4	0.6
4. At least once a week	9.4	7.6	10.8	9.6	7.8	9.2	7.4	10.4	10.7	11.3	3.7	12.7	7.9	4.9	5.9	8.5
3. Once or twice a month	16.9	15.1	18.9	17.2	16.9	16.3	16.4	17.9	16.5	18.8	11.9	20.9	16.8	16.3	8.7	12.8
2. A few times a year	43.6	42.9	45.0	44.2	41.4	39.6	44.6	44.2	45.8	46.5	37.1	42.2	44.8	50.2	42.6	31.2
1. Never	26.9	32.4	21.1	26.3	28.7	30.0	29.9	23.3	25.6	20.1	45.2	20.5	27.8	25.3	40.3	46.8
<i>Item 5860 Subject C07, O02</i>	<i>N</i> 2628	1199	1301	1721	343	555	704	902	468	1872	537	1149	624	309	400	71
A02F: Play a musical instrument or sing																
5. Almost everyday	30.4	25.4	35.4	31.0	32.4	28.3	32.3	32.2	26.8	33.4	22.4	34.2	27.3	29.5	25.3	45.1
4. At least once a week	9.4	7.7	11.4	9.5	9.7	11.2	8.3	8.0	11.6	9.6	9.4	9.6	9.7	11.1	8.7	5.7
3. Once or twice a month	5.5	6.0	5.3	5.8	3.6	5.0	4.5	6.2	6.0	6.5	2.4	4.9	5.6	5.5	7.6	1.6
2. A few times a year	10.1	9.5	10.1	9.7	10.4	11.1	11.8	8.2	10.2	10.1	9.8	11.3	8.2	9.7	9.4	10.3
1. Never	44.5	51.4	37.8	44.1	43.9	44.4	43.2	45.3	45.3	40.5	55.9	39.9	49.2	44.2	49.0	37.3
<i>Item 5870 Subject C07</i>	<i>N</i> 2622	1200	1294	1717	341	554	702	897	469	1865	534	1146	624	307	399	71

* = less than .05 percent.

MONITORING THE FUTURE

QUESTIONNAIRE FORM 2 1997	TOTAL	SEX		RACE		REGION				COLLEGE PLANS?		ILLICIT DRUG USE: LIFETIME				
		M	F	White	Black	NE	NC	S	W	Yes	No	None	Mari- juana Only	Few Pills	More Pills	Any Her- oin
<i>N (Weighted No. of Cases):</i> <i>% of Weighted Total:</i>	2638 100.0	1204 45.6	1304 49.4	1726 65.4	343 13.0	556 21.1	706 26.8	906 34.4	469 17.8	1875 71.1	537 20.4	1152 43.7	627 23.8	309 11.7	402 15.2	71 2.7
A02G: Do creative writing																
5. Almost everyday	8.2	6.5	9.7	8.0	7.3	9.9	8.8	7.0	7.7	9.2	5.6	7.3	9.0	8.7	7.5	20.8
4. At least once a week	14.6	11.7	17.4	14.5	14.5	14.6	13.4	16.0	13.7	16.4	9.4	16.0	12.4	13.8	14.7	12.7
3. Once or twice a month	21.1	18.4	23.9	20.5	21.0	21.9	18.7	21.2	23.5	22.8	15.7	22.0	20.6	21.8	20.6	16.9
2. A few times a year	26.2	26.5	26.0	26.6	29.7	24.3	28.4	24.7	27.8	26.3	25.2	28.8	25.0	23.5	23.8	22.4
1. Never	29.9	36.9	23.0	30.5	27.6	29.3	30.7	31.0	27.3	25.3	44.0	25.8	33.1	32.1	33.3	27.2
<i>Item 5880 Subject C07</i>	<i>N 2621</i>	<i>1198</i>	<i>1296</i>	<i>1722</i>	<i>339</i>	<i>553</i>	<i>699</i>	<i>902</i>	<i>467</i>	<i>1868</i>	<i>535</i>	<i>1147</i>	<i>622</i>	<i>307</i>	<i>399</i>	<i>71</i>
A02H: Actively participate in sports, athletics or exercising																
5. Almost everyday	44.8	56.1	35.5	45.6	37.7	42.7	42.7	46.0	48.4	49.5	29.5	47.5	50.5	37.4	39.3	34.1
4. At least once a week	25.7	22.9	28.0	26.5	24.7	29.7	23.7	25.5	24.4	25.1	26.9	25.4	21.5	29.9	28.3	25.7
3. Once or twice a month	11.7	9.0	14.2	11.6	11.5	12.0	12.5	11.6	10.2	11.6	12.1	10.1	11.1	16.4	13.2	12.8
2. A few times a year	9.3	6.4	12.0	8.5	13.9	8.1	12.0	8.2	8.8	8.0	15.4	9.2	9.9	9.9	7.8	13.8
1. Never	8.5	5.5	10.4	7.8	12.2	7.6	9.2	8.6	8.2	5.7	16.2	7.8	7.1	6.4	11.4	13.6
<i>Item 5890 Subject C07, T02</i>	<i>N 2629</i>	<i>1201</i>	<i>1300</i>	<i>1722</i>	<i>342</i>	<i>554</i>	<i>703</i>	<i>903</i>	<i>469</i>	<i>1873</i>	<i>534</i>	<i>1148</i>	<i>625</i>	<i>309</i>	<i>400</i>	<i>71</i>
A02I: Do art or craft work																
5. Almost everyday	13.0	13.5	12.6	12.6	10.7	14.7	12.2	12.3	13.5	13.8	11.5	13.6	9.8	13.7	14.5	22.3
4. At least once a week	12.7	12.7	12.3	12.6	7.6	10.5	12.9	11.9	16.3	12.7	11.2	12.3	11.8	13.3	14.0	8.2
3. Once or twice a month	16.6	15.8	17.2	17.5	10.1	17.4	14.8	17.3	16.9	18.0	11.5	17.2	16.1	16.7	14.2	18.5
2. A few times a year	27.0	25.8	29.3	28.4	25.5	27.7	27.9	26.1	26.7	28.8	23.1	27.1	29.1	26.5	28.9	17.0
1. Never	30.8	32.1	28.6	28.9	46.0	29.7	32.2	32.5	26.6	26.6	42.7	29.8	33.3	29.8	28.4	34.0
<i>Item 5900 Subject C07</i>	<i>N 2621</i>	<i>1193</i>	<i>1299</i>	<i>1717</i>	<i>342</i>	<i>555</i>	<i>699</i>	<i>898</i>	<i>468</i>	<i>1863</i>	<i>536</i>	<i>1147</i>	<i>625</i>	<i>307</i>	<i>398</i>	<i>71</i>
A02J: Work around the house, yard, garden, car, etc.																
5. Almost everyday	26.3	22.6	29.1	22.2	37.5	24.0	27.7	27.4	24.5	24.0	32.0	29.4	22.8	26.2	20.3	16.5
4. At least once a week	37.0	38.8	36.1	39.9	30.7	32.3	39.2	40.1	33.4	38.8	36.6	37.2	38.5	37.3	36.7	40.6
3. Once or twice a month	23.5	24.6	22.6	24.8	17.3	22.1	21.1	22.7	30.2	24.8	18.3	22.0	24.3	25.3	27.1	22.7
2. A few times a year	8.6	9.6	7.8	9.6	6.0	12.7	7.9	7.0	8.0	8.7	7.2	7.3	10.2	8.4	9.5	11.3
1. Never	4.7	4.3	4.4	3.5	8.4	9.0	4.2	2.8	3.9	3.7	6.0	4.0	4.2	2.8	6.4	8.9
<i>Item 5910 Subject C07</i>	<i>N 2632</i>	<i>1199</i>	<i>1304</i>	<i>1724</i>	<i>343</i>	<i>555</i>	<i>706</i>	<i>903</i>	<i>468</i>	<i>1872</i>	<i>537</i>	<i>1148</i>	<i>626</i>	<i>309</i>	<i>401</i>	<i>71</i>
A02K: Get together with friends, informally																
5. Almost everyday	47.7	50.7	44.1	49.1	46.3	53.7	43.6	47.3	47.5	46.9	49.1	34.1	57.2	52.0	64.9	68.6
4. At least once a week	39.5	38.0	41.9	40.8	34.2	36.6	43.8	38.5	38.2	41.4	34.9	49.6	32.5	38.4	27.1	24.5
3. Once or twice a month	9.0	8.1	10.0	7.6	12.3	6.6	9.3	9.4	10.4	8.7	9.7	11.5	7.7	6.7	5.3	5.4
2. A few times a year	2.7	2.2	2.9	1.9	4.7	2.4	2.5	3.5	2.0	2.2	4.2	3.0	1.8	2.9	2.6	1.5
1. Never	1.1	1.0	1.1	0.7	2.5	0.7	0.8	1.3	1.9	0.8	2.0	1.9	0.8	-	-	-
<i>Item 5920 Subject C07, M04</i>	<i>N 2621</i>	<i>1195</i>	<i>1297</i>	<i>1721</i>	<i>341</i>	<i>555</i>	<i>705</i>	<i>895</i>	<i>466</i>	<i>1864</i>	<i>537</i>	<i>1142</i>	<i>623</i>	<i>309</i>	<i>400</i>	<i>71</i>
A02L: Go shopping or window-shopping																
5. Almost everyday	4.9	2.5	6.7	3.5	10.5	6.0	6.2	4.0	3.4	4.1	6.0	3.4	5.9	4.6	5.6	10.1
4. At least once a week	34.1	23.6	44.3	32.2	42.1	33.1	38.8	32.1	32.1	34.2	35.2	35.4	31.0	36.9	34.2	31.7
3. Once or twice a month	45.6	47.8	43.5	47.9	37.7	48.2	39.9	48.6	45.6	48.0	38.6	45.7	47.6	48.2	44.4	35.4
2. A few times a year	11.4	19.2	4.4	12.0	7.8	10.0	10.5	10.6	15.9	10.9	12.8	11.2	10.9	9.2	12.7	18.5
1. Never	4.0	6.8	1.1	4.3	2.0	2.8	4.6	4.7	3.1	2.8	7.4	4.3	4.7	1.1	3.2	4.3
<i>Item 5930 Subject C07, F01</i>	<i>N 2620</i>	<i>1193</i>	<i>1299</i>	<i>1718</i>	<i>341</i>	<i>549</i>	<i>703</i>	<i>900</i>	<i>468</i>	<i>1865</i>	<i>533</i>	<i>1145</i>	<i>624</i>	<i>309</i>	<i>396</i>	<i>71</i>
A02M: Spend at least an hour of leisure time alone																
5. Almost everyday	39.3	39.3	38.9	37.8	47.5	45.2	35.3	41.1	34.6	40.2	34.0	36.0	40.1	37.8	49.4	36.0
4. At least once a week	33.4	33.5	34.3	35.1	28.0	33.3	36.4	31.3	33.1	34.2	30.9	37.6	33.1	30.4	25.5	34.5
3. Once or twice a month	14.7	13.8	15.6	15.7	10.8	12.5	13.3	16.0	16.9	14.8	17.0	15.7	15.1	15.1	13.0	13.8
2. A few times a year	6.0	6.3	5.4	6.1	4.9	7.0	6.6	4.9	6.2	5.5	7.9	5.6	5.9	9.1	5.3	4.5
1. Never	6.6	7.1	5.8	5.2	8.9	2.1	8.4	6.6	9.1	5.2	10.2	5.2	5.8	7.5	6.9	11.2
<i>Item 5940 Subject C07</i>	<i>N 2628</i>	<i>1197</i>	<i>1302</i>	<i>1724</i>	<i>343</i>	<i>553</i>	<i>704</i>	<i>902</i>	<i>469</i>	<i>1872</i>	<i>536</i>	<i>1148</i>	<i>626</i>	<i>309</i>	<i>398</i>	<i>71</i>
A02N: Read books, magazines, or newspapers																
5. Almost everyday	41.7	41.0	42.8	41.7	46.5	46.4	40.6	41.7	37.8	44.2	33.1	44.8	42.9	36.8	38.5	38.7
4. At least once a week	33.4	34.3	33.4	35.0	28.3	35.3	32.1	31.3	37.1	34.4	33.8	33.6	31.3	34.3	35.3	33.1
3. Once or twice a month	15.7	13.8	17.2	15.3	14.3	12.3	18.1	15.1	17.0	15.1	17.4	14.0	16.9	19.5	14.6	11.5
2. A few times a year	5.2	5.8	4.4	4.6	6.8	4.0	4.8	6.4	5.1	3.8	8.5	4.4	4.6	7.1	7.2	7.3
1. Never	4.0	5.1	2.2	3.3	4.1	1.9	4.3	5.5	3.0	2.4	7.1	3.2	4.3	2.3	4.4	9.4
<i>Item 5950 Subject C07</i>	<i>N 2627</i>	<i>1199</i>	<i>1299</i>	<i>1719</i>	<i>343</i>	<i>552</i>	<i>705</i>	<i>901</i>	<i>468</i>	<i>1869</i>	<i>535</i>	<i>1147</i>	<i>624</i>	<i>309</i>	<i>399</i>	<i>71</i>

QUESTIONNAIRE FORM 2 1997	TOTAL	SEX		RACE		REGION				COLLEGE PLANS?		ILLICIT DRUG USE: LIFETIME				
		M	F	White	Black	NE	NC	S	W	Yes	No	None	Mari- juana Only	Few Pills	More Pills	Any Her- oin
<i>N (Weighted No. of Cases):</i>	2638	1204	1304	1726	343	556	706	906	469	1875	537	1152	627	309	402	71
<i>% of Weighted Total:</i>	100.0	45.6	49.4	65.4	13.0	21.1	26.8	34.4	17.8	71.1	20.4	43.7	23.8	11.7	15.2	2.7
A02O: Go to taverns, bars or nightclubs																
5. Almost everyday	2.3	3.4	1.4	2.4	2.7	1.6	2.5	2.4	2.5	2.0	2.7	1.1	1.9	0.9	5.9	8.4
4. At least once a week	12.8	14.9	10.8	12.2	13.4	13.4	10.5	14.5	12.5	12.3	13.8	7.8	14.9	15.4	17.7	34.1
3. Once or twice a month	20.8	21.9	19.5	21.3	17.8	21.9	18.2	23.7	17.7	21.3	19.8	14.4	25.7	23.5	26.1	35.9
2. A few times a year	24.0	22.7	26.1	25.9	19.1	30.9	26.6	19.5	20.7	24.7	22.0	22.6	26.3	31.3	22.6	8.1
1. Never	40.1	37.0	42.2	38.2	47.0	32.2	42.2	39.9	46.6	39.7	41.7	54.2	31.4	28.8	27.7	13.5
<i>Item 5960 Subject C07</i>	<i>N</i> 2626	1196	1301	1720	343	553	704	901	467	1870	536	1145	626	309	399	71
A02P: Go to parties or other social affairs																
5. Almost everyday	4.6	6.0	3.1	4.9	4.4	4.6	4.3	4.4	5.4	3.5	7.4	2.4	3.7	1.6	11.6	17.9
4. At least once a week	34.0	36.2	31.6	36.7	23.0	35.8	33.9	33.7	32.7	34.7	32.7	21.4	42.5	41.8	46.6	60.8
3. Once or twice a month	33.4	32.8	34.7	32.8	31.0	37.5	34.0	30.3	33.6	34.5	29.8	36.3	33.2	34.8	28.8	16.2
2. A few times a year	22.3	19.1	25.2	20.1	33.1	18.9	21.9	25.4	21.2	22.4	21.5	30.8	17.1	18.8	11.5	5.1
1. Never	5.7	5.9	5.4	5.4	8.5	3.2	5.9	6.2	7.1	4.9	8.7	9.0	3.4	3.1	1.6	-
<i>Item 5970 Subject C07</i>	<i>N</i> 2629	1200	1301	1722	341	553	706	903	467	1874	536	1148	626	309	399	71
A02Q: Go to video arcades																
5. Almost everyday	0.9	1.2	0.8	0.4	3.4	0.8	0.9	1.1	0.7	0.4	1.8	0.5	0.7	0.9	1.3	8.6
4. At least once a week	3.5	5.3	1.7	2.3	5.0	3.5	2.9	3.6	4.2	3.0	4.3	3.3	2.4	2.8	4.6	11.0
3. Once or twice a month	12.5	18.5	7.2	9.7	18.2	12.4	13.0	11.0	14.5	11.5	15.4	13.5	11.4	10.0	13.5	10.8
2. A few times a year	29.3	38.2	21.0	29.3	27.8	34.0	25.6	30.2	27.8	29.2	29.1	29.7	27.9	27.7	31.1	25.1
1. Never	53.8	36.9	69.2	58.3	45.6	49.3	57.6	54.0	52.8	55.9	49.5	53.0	57.5	58.6	49.5	44.5
<i>Item 29620 Subject C07</i>	<i>N</i> 2633	1201	1304	1725	343	556	705	903	469	1874	536	1149	626	309	402	71
A03: How much do you agree or disagree with each of the following statements?																
A03A: In the United States, we put too much emphasis on making profits and not enough on human well-being																
1. Disagree	4.1	6.7	1.8	3.9	3.9	4.5	4.5	3.9	3.4	3.6	5.2	4.5	3.2	3.0	3.9	9.1
2. Mostly disagree	6.8	8.0	5.7	6.7	6.5	5.1	7.7	6.6	8.0	6.8	7.8	8.2	5.4	7.7	4.0	8.7
3. Neither	17.6	19.7	15.2	18.3	13.9	18.5	19.1	15.5	18.4	16.8	18.9	16.5	18.0	16.3	19.5	18.5
4. Mostly agree	42.5	38.6	46.8	44.2	39.2	42.8	41.5	42.5	43.9	44.4	37.1	42.5	44.5	45.1	43.0	20.9
5. Agree	28.9	26.9	30.5	26.8	36.5	29.1	27.2	31.6	26.2	28.4	31.0	28.3	28.9	27.9	29.6	42.9
<i>Item 5990 Subject F03, O03</i>	<i>N</i> 2616	1200	1288	1718	335	555	702	895	465	1861	534	1139	621	307	402	71
A03B: People are too much concerned with material things these days																
1. Disagree	2.4	2.8	1.7	2.6	2.7	3.7	2.7	1.9	1.3	1.7	3.3	1.9	1.8	3.4	2.3	1.8
2. Mostly disagree	4.0	5.1	2.9	4.3	2.8	3.2	3.6	4.4	4.8	3.5	5.7	4.8	3.2	4.3	3.0	2.3
3. Neither	8.8	11.7	5.3	9.0	2.4	8.4	10.7	7.0	9.7	7.3	10.8	7.3	7.8	9.3	11.5	6.6
4. Mostly agree	35.2	36.5	34.6	38.1	25.0	37.0	34.0	33.9	37.3	37.7	29.3	36.1	36.4	37.0	31.1	33.3
5. Agree	49.7	43.8	55.6	46.0	67.1	47.7	49.0	52.8	46.9	49.8	50.9	49.8	50.9	46.0	52.0	56.1
<i>Item 6000 Subject F02</i>	<i>N</i> 2632	1202	1301	1723	341	555	704	904	468	1870	537	1150	624	309	402	71
A03C: Since it helps the economy to grow, people should be encouraged to buy more																
1. Disagree	13.5	11.7	15.1	12.1	19.5	14.2	12.3	14.7	12.0	13.3	13.3	13.8	11.8	12.6	13.3	20.9
2. Mostly disagree	19.1	18.1	19.3	21.0	13.7	15.6	19.8	20.3	20.2	19.8	17.7	21.5	18.2	16.4	17.1	15.5
3. Neither	41.4	38.3	45.7	42.4	39.9	39.9	43.9	39.8	42.7	42.3	41.5	40.3	44.0	44.0	42.0	38.4
4. Mostly agree	18.4	22.1	15.1	18.6	16.5	20.3	18.8	17.3	17.4	17.9	19.1	19.1	17.2	18.9	18.6	12.6
5. Agree	7.6	9.8	4.8	6.0	10.4	10.0	5.2	7.9	7.7	6.8	8.4	5.4	8.8	8.1	9.0	12.7
<i>Item 6010 Subject F02</i>	<i>N</i> 2618	1194	1296	1714	341	553	701	902	463	1864	531	1145	619	309	400	70
A03D: There is nothing wrong with advertising that gets people to buy things they don't really need																
1. Disagree	23.1	20.9	24.6	23.4	26.2	25.5	23.3	24.2	18.0	23.9	22.6	26.0	21.0	20.6	20.4	18.4
2. Mostly disagree	21.0	19.6	23.3	23.0	17.4	19.0	20.5	22.6	21.0	22.2	18.4	22.1	20.4	19.0	21.4	19.9
3. Neither	22.7	20.3	24.7	22.8	19.8	24.1	24.4	18.8	26.0	22.2	23.9	21.0	22.9	26.1	24.2	24.0
4. Mostly agree	17.5	19.0	16.2	17.5	17.4	17.2	16.5	19.0	16.7	17.6	16.8	17.6	18.8	16.1	18.4	12.9
5. Agree	15.6	20.1	11.2	13.3	19.3	14.2	15.3	15.4	18.3	14.1	18.3	13.3	16.8	18.3	15.6	24.8
<i>Item 6020 Subject F02</i>	<i>N</i> 2620	1195	1298	1718	340	552	701	900	467	1865	535	1144	623	309	399	71

MONITORING THE FUTURE

QUESTIONNAIRE FORM 2 1997	TOTAL	SEX		RACE		REGION				COLLEGE PLANS?		ILLICIT DRUG USE: LIFETIME				
		M	F	White	Black	NE	NC	S	W	Yes	No	None	Mari- juana Only	Few Pills	More Pills	Any Her- oin
<i>N (Weighted No. of Cases):</i> <i>% of Weighted Total:</i>	2638 100.0	1204 45.6	1304 49.4	1726 65.4	343 13.0	556 21.1	706 26.8	906 34.4	469 17.8	1875 71.1	537 20.4	1152 43.7	627 23.8	309 11.7	402 15.2	71 2.7
A03E: There will probably be more shortages in the future, so Americans will have to learn how to be happy with fewer "things"																
1. Disagree	11.6	13.4	9.9	11.2	13.7	11.9	10.5	12.2	11.9	11.4	12.2	10.4	13.6	9.7	12.7	15.6
2. Mostly disagree	13.9	14.1	13.8	15.0	7.8	12.2	15.8	12.8	15.1	14.3	12.8	13.5	15.9	14.5	11.5	8.7
3. Neither	24.4	23.6	24.9	24.7	19.5	28.8	24.9	21.2	24.6	24.2	26.0	24.2	22.6	23.6	28.2	22.2
4. Mostly agree	25.0	23.5	26.7	26.3	22.7	22.5	26.2	25.5	25.3	26.8	20.7	26.1	24.7	28.1	21.7	22.9
5. Agree	25.1	25.4	24.7	22.7	36.3	24.5	22.7	28.3	23.2	23.4	28.3	25.8	23.2	24.0	25.9	30.7
<i>Item 6030 Subject F02</i>	<i>N 2625</i>	<i>1200</i>	<i>1297</i>	<i>1720</i>	<i>341</i>	<i>554</i>	<i>701</i>	<i>902</i>	<i>468</i>	<i>1867</i>	<i>536</i>	<i>1144</i>	<i>624</i>	<i>309</i>	<i>402</i>	<i>71</i>
A04: The next questions ask for your opinions on the effects of using certain drugs and other substances. How much do you think people risk harming themselves (physically or in other ways), if they . . .																
A04A: Smoke one or more packs of cigarettes per day																
1. No risk	2.6	3.1	1.8	1.3	6.7	1.5	3.8	3.0	1.2	1.2	4.7	2.6	3.0	2.0	0.5	6.3
2. Slight risk	4.5	5.0	4.0	4.3	4.4	4.0	5.5	4.8	2.7	3.3	8.4	2.9	3.4	7.5	7.3	8.0
3. Moderate risk	22.4	25.5	20.0	25.0	15.2	21.8	25.4	23.3	16.8	21.7	25.2	18.0	19.6	26.9	32.9	37.3
4. Great risk	68.8	64.7	72.3	68.5	68.9	71.2	63.7	67.4	76.1	72.3	58.6	74.2	72.7	63.1	57.0	47.2
5. Can't say, drug unfamiliar	1.8	1.7	1.9	0.9	4.9	1.6	1.6	1.5	3.2	1.5	3.0	2.2	1.3	0.5	2.3	1.1
<i>Item 12360 Subject A14a</i>	<i>N 2629</i>	<i>1202</i>	<i>1298</i>	<i>1720</i>	<i>341</i>	<i>553</i>	<i>704</i>	<i>905</i>	<i>467</i>	<i>1869</i>	<i>535</i>	<i>1149</i>	<i>624</i>	<i>307</i>	<i>402</i>	<i>71</i>
A04B: Try marijuana once or twice																
1. No risk	34.5	40.6	29.1	36.2	27.1	43.7	31.1	29.7	38.0	33.3	38.7	13.6	45.7	43.4	64.7	68.3
2. Slight risk	32.8	28.9	37.2	33.7	32.6	32.8	34.7	32.2	31.1	34.3	27.7	32.8	37.8	39.1	23.4	24.9
3. Moderate risk	14.7	14.9	14.3	14.8	13.8	12.1	16.9	15.7	12.7	15.6	11.2	23.8	7.6	9.7	5.2	2.6
4. Great risk	14.7	12.0	16.5	12.6	21.5	8.8	13.1	19.6	14.5	14.2	17.0	24.2	7.3	7.2	5.3	2.9
5. Can't say, drug unfamiliar	3.3	3.6	2.9	2.8	5.0	2.7	4.3	2.9	3.6	2.6	5.4	5.5	1.6	0.6	1.4	1.2
<i>Item 12370 Subject A14a</i>	<i>N 2624</i>	<i>1200</i>	<i>1295</i>	<i>1718</i>	<i>339</i>	<i>555</i>	<i>702</i>	<i>901</i>	<i>467</i>	<i>1866</i>	<i>535</i>	<i>1150</i>	<i>621</i>	<i>307</i>	<i>402</i>	<i>69</i>
A04C: Smoke marijuana occasionally																
1. No risk	13.1	17.0	8.9	12.8	13.1	17.9	10.0	12.0	14.2	10.9	19.2	4.0	12.8	15.0	31.6	34.9
2. Slight risk	26.1	27.7	25.4	28.7	16.2	29.3	25.3	25.0	25.7	27.7	21.8	12.8	38.1	34.4	39.3	37.6
3. Moderate risk	31.5	29.2	34.4	32.9	31.2	31.4	31.4	32.6	30.0	33.5	26.3	37.0	33.6	32.9	16.9	15.7
4. Great risk	26.1	22.6	28.7	22.9	35.0	18.0	29.8	27.9	26.4	25.7	26.6	41.0	14.4	17.0	10.7	8.5
5. Can't say, drug unfamiliar	3.1	3.6	2.6	2.8	4.6	3.2	3.6	2.5	3.7	2.2	6.1	5.3	1.2	0.6	1.4	3.4
<i>Item 12380 Subject A14a</i>	<i>N 2623</i>	<i>1199</i>	<i>1295</i>	<i>1720</i>	<i>337</i>	<i>554</i>	<i>704</i>	<i>900</i>	<i>466</i>	<i>1865</i>	<i>535</i>	<i>1146</i>	<i>622</i>	<i>305</i>	<i>402</i>	<i>71</i>
A04D: Smoke marijuana regularly																
1. No risk	5.9	7.7	4.1	4.6	9.2	6.0	6.3	5.4	6.3	3.8	10.9	2.8	4.6	4.5	14.2	15.0
2. Slight risk	9.2	10.5	7.6	10.1	7.4	12.5	8.7	6.9	10.2	8.7	10.9	1.9	10.0	12.2	21.8	30.5
3. Moderate risk	21.2	25.0	18.1	22.6	14.2	22.0	16.5	24.3	21.5	21.2	21.9	11.0	31.0	29.9	28.4	31.3
4. Great risk	60.2	53.0	67.3	59.8	65.0	56.2	64.6	60.7	57.4	63.8	50.0	78.4	53.4	51.9	33.4	22.0
5. Can't say, drug unfamiliar	3.5	3.9	2.9	2.9	4.3	3.4	3.9	2.7	4.6	2.5	6.4	5.8	0.9	1.5	2.1	1.2
<i>Item 12390 Subject A14a</i>	<i>N 2610</i>	<i>1196</i>	<i>1287</i>	<i>1711</i>	<i>335</i>	<i>553</i>	<i>697</i>	<i>896</i>	<i>465</i>	<i>1856</i>	<i>531</i>	<i>1144</i>	<i>618</i>	<i>304</i>	<i>398</i>	<i>71</i>
A04E: Try one or two drinks of an alcoholic beverage (beer, wine, liquor)																
1. No risk	44.8	51.7	39.2	49.3	26.5	51.4	45.2	39.9	46.1	44.3	46.7	30.9	52.9	50.0	66.1	70.0
2. Slight risk	33.8	30.6	37.3	33.9	34.3	34.1	32.8	35.6	31.6	35.5	29.6	37.9	34.1	34.7	23.6	19.1
3. Moderate risk	11.9	9.3	14.0	10.2	18.9	8.4	12.6	13.8	11.2	11.8	11.8	17.4	6.7	10.4	6.3	3.8
4. Great risk	8.0	7.0	8.1	5.7	16.0	5.1	7.8	9.5	8.7	7.3	9.0	11.7	6.0	4.4	1.9	6.0
5. Can't say, drug unfamiliar	1.5	1.4	1.4	0.8	4.2	1.0	1.5	1.2	2.5	1.0	2.9	2.0	0.4	0.5	2.0	1.1
<i>Item 12510 Subject A14a</i>	<i>N 2628</i>	<i>1202</i>	<i>1297</i>	<i>1720</i>	<i>341</i>	<i>554</i>	<i>701</i>	<i>906</i>	<i>467</i>	<i>1867</i>	<i>537</i>	<i>1150</i>	<i>624</i>	<i>305</i>	<i>402</i>	<i>71</i>
A04F: Take one or two drinks nearly every day																
1. No risk	9.1	12.8	5.1	8.3	9.8	7.6	10.8	9.5	7.4	6.5	15.0	6.0	9.4	7.4	15.7	21.9
2. Slight risk	22.0	25.2	19.3	24.2	12.3	22.7	20.8	23.1	20.6	21.3	24.0	17.4	22.2	25.9	29.7	33.0
3. Moderate risk	35.3	36.0	35.2	36.7	29.4	36.6	36.9	33.3	35.2	36.8	30.9	34.1	38.3	40.3	31.7	29.6
4. Great risk	31.8	23.9	38.7	29.6	43.7	31.5	30.0	32.1	34.1	34.0	26.2	40.1	29.0	26.1	20.6	14.4
5. Can't say, drug unfamiliar	1.9	2.0	1.7	1.3	4.7	1.6	1.6	1.9	2.6	1.3	3.9	2.5	1.1	0.3	2.3	1.1
<i>Item 12520 Subject A14a</i>	<i>N 2629</i>	<i>1202</i>	<i>1298</i>	<i>1721</i>	<i>340</i>	<i>555</i>	<i>703</i>	<i>906</i>	<i>466</i>	<i>1867</i>	<i>537</i>	<i>1150</i>	<i>623</i>	<i>307</i>	<i>402</i>	<i>71</i>

99

QUESTIONNAIRE FORM 2 1997	TOTAL	SEX		RACE		REGION				COLLEGE PLANS?		ILLCIT DRUG USE: LIFETIME					
		M	F	White	Black	NE	NC	S	W	Yes	No	None	Mari- juana Only	Few Pills	More Pills	Any Her- oin	
<i>N (Weighted No. of Cases):</i>	2638	1204	1304	1726	343	556	706	906	469	1875	537	1152	627	309	402	71	
<i>% of Weighted Total:</i>	100.0	45.6	49.4	65.4	13.0	21.1	26.8	34.4	17.8	71.1	20.4	43.7	23.8	11.7	15.2	2.7	
A04G: Take four or five drinks nearly every day																	
1. No risk	4.2	5.6	2.6	2.9	7.4	1.9	5.8	4.5	3.7	2.5	7.2	3.5	3.2	3.5	5.2	12.1	
2. Slight risk	5.9	8.2	3.3	6.5	2.9	4.1	7.3	6.3	5.1	3.7	12.0	4.0	7.2	4.7	9.6	11.2	
3. Moderate risk	18.9	22.1	16.0	20.9	10.3	18.1	18.8	20.3	17.4	17.1	24.0	13.5	18.3	23.4	27.8	30.9	
4. Great risk	69.1	62.1	76.4	68.4	75.2	74.3	66.7	66.9	70.9	75.3	53.0	76.4	70.4	68.0	55.0	43.8	
5. Can't say, drug unfamiliar	1.9	2.1	1.7	1.3	4.2	1.6	1.5	2.0	2.9	1.3	3.8	2.5	0.9	0.3	2.3	2.0	
<i>Item 12530 Subject A14a</i>	<i>N</i>	<i>2629</i>	<i>1202</i>	<i>1298</i>	<i>1720</i>	<i>341</i>	<i>554</i>	<i>703</i>	<i>906</i>	<i>467</i>	<i>1868</i>	<i>536</i>	<i>1151</i>	<i>623</i>	<i>306</i>	<i>402</i>	<i>71</i>
A04H: Have five or more drinks once or twice each weekend																	
1. No risk	8.9	11.6	5.9	8.4	9.9	7.7	8.4	9.4	9.8	6.7	12.8	4.9	9.8	6.7	16.1	20.0	
2. Slight risk	15.4	19.2	11.7	16.4	5.5	19.0	17.3	12.6	13.9	13.6	17.9	8.1	18.6	17.7	28.1	28.5	
3. Moderate risk	27.9	26.6	30.0	30.1	20.7	30.7	26.0	27.3	28.8	29.1	26.8	23.5	31.2	33.7	32.6	27.8	
4. Great risk	45.7	40.3	50.9	43.7	59.5	40.7	46.3	48.9	44.6	49.3	37.9	60.9	39.1	41.6	20.5	21.6	
5. Can't say, drug unfamiliar	2.1	2.4	1.6	1.4	4.3	1.9	1.9	1.8	2.9	1.2	4.7	2.6	1.3	0.3	2.7	2.0	
<i>Item 12540 Subject A14a</i>	<i>N</i>	<i>2631</i>	<i>1203</i>	<i>1299</i>	<i>1722</i>	<i>341</i>	<i>555</i>	<i>704</i>	<i>906</i>	<i>467</i>	<i>1870</i>	<i>537</i>	<i>1151</i>	<i>624</i>	<i>307</i>	<i>402</i>	<i>71</i>
A05: Do you think that you would prefer having a mate for most of your life, or would you prefer not having a mate?																	
5. Definitely prefer to have a mate	61.4	58.9	63.9	64.4	53.5	61.8	62.7	61.2	59.1	62.0	60.6	65.9	58.9	62.9	55.4	55.3	
4. Probably prefer to have a mate	24.2	26.1	23.0	23.7	26.2	23.8	24.1	24.3	24.3	25.1	21.8	22.0	27.6	22.9	27.7	19.5	
3. Not sure	11.9	12.5	10.5	9.5	16.9	12.1	10.5	12.3	12.8	10.7	14.7	10.5	11.5	10.2	12.8	18.7	
2. Probably prefer not to have a mate	1.8	1.7	1.8	1.8	1.9	1.1	1.6	1.9	2.9	1.8	1.8	1.3	1.6	3.2	2.4	5.0	
1. Definitely prefer not to have a mate	0.8	0.8	0.9	0.7	1.4	1.2	1.1	0.3	0.8	0.4	1.1	0.4	0.3	0.8	1.7	1.5	
<i>Item 6120 Subject D01</i>	<i>N</i>	<i>2632</i>	<i>1201</i>	<i>1302</i>	<i>1725</i>	<i>343</i>	<i>555</i>	<i>706</i>	<i>904</i>	<i>468</i>	<i>1872</i>	<i>536</i>	<i>1149</i>	<i>626</i>	<i>308</i>	<i>402</i>	<i>71</i>
A06: Which do you think you are most likely to choose in the long run?																	
3. Getting married	77.5	76.6	78.9	80.6	65.9	78.6	77.6	76.9	77.3	80.8	68.3	81.4	76.7	80.6	70.5	69.5	
2. I have no idea	16.9	19.0	14.3	14.6	24.5	17.3	16.9	16.7	16.9	14.7	22.9	14.8	17.6	11.4	21.6	20.5	
1. Not getting married	4.7	3.9	5.7	3.8	9.6	3.4	4.5	5.4	5.2	4.2	6.5	3.2	5.6	5.2	6.6	9.1	
8. Am already married	0.9	0.5	1.1	0.9	-	0.7	1.0	1.0	0.6	0.3	2.3	0.6	0.1	2.7	1.4	0.9	
<i>Item 6130 Subject D01</i>	<i>N</i>	<i>2593</i>	<i>1183</i>	<i>1283</i>	<i>1708</i>	<i>336</i>	<i>548</i>	<i>694</i>	<i>890</i>	<i>461</i>	<i>1851</i>	<i>527</i>	<i>1131</i>	<i>617</i>	<i>305</i>	<i>396</i>	<i>70</i>
A07: If you did get married (or are married) . . .																	
A07A: How likely do you think it is that you would stay married to the same person for life?																	
5. Very likely	58.8	56.6	61.9	61.1	46.3	59.1	61.0	56.3	60.1	60.4	56.7	67.4	57.2	51.5	45.7	59.3	
4. Fairly likely	23.6	25.7	20.5	24.0	22.0	21.5	24.5	25.1	21.5	23.9	21.7	20.7	21.4	29.4	30.5	23.3	
3. Uncertain	14.4	14.3	14.7	12.2	26.1	15.6	12.7	15.3	14.1	13.2	17.0	10.9	18.5	15.8	15.5	14.1	
2. Fairly unlikely	2.1	2.5	1.7	1.9	3.5	2.4	1.0	2.4	2.8	1.6	2.5	0.8	2.0	1.9	5.8	-	
1. Very unlikely	1.1	0.9	1.2	0.8	2.1	1.4	0.9	0.9	1.5	0.8	2.2	0.4	0.9	1.5	2.6	3.3	
<i>Item 6140 Subject D01</i>	<i>N</i>	<i>2491</i>	<i>1139</i>	<i>1227</i>	<i>1638</i>	<i>323</i>	<i>508</i>	<i>676</i>	<i>871</i>	<i>436</i>	<i>1769</i>	<i>512</i>	<i>1090</i>	<i>590</i>	<i>293</i>	<i>381</i>	<i>68</i>
A07B: How likely is it that you would want to have children?																	
5. Very likely	59.3	61.5	57.1	60.7	51.4	58.4	55.5	60.8	63.3	62.8	48.0	63.7	58.6	57.3	50.4	51.3	
4. Fairly likely	18.4	21.3	15.9	18.0	18.9	19.1	20.7	16.3	18.1	18.1	19.9	17.6	19.8	18.5	18.8	17.1	
3. Uncertain	11.9	11.6	12.3	12.6	10.5	14.9	13.4	11.0	7.8	10.5	16.2	10.9	11.1	10.3	16.5	17.9	
2. Fairly unlikely	3.2	2.0	4.4	3.6	2.1	3.6	3.2	2.9	3.4	3.4	2.8	2.5	3.3	5.8	3.6	0.9	
1. Very unlikely	3.7	2.2	5.1	3.3	5.8	3.2	3.4	3.7	4.4	3.5	4.4	2.5	3.0	4.5	6.6	8.9	
8. Already have child(ren)	3.6	1.5	5.2	1.8	11.3	0.8	3.8	5.4	3.0	1.8	8.6	2.8	4.2	3.7	4.0	3.8	
<i>Item 6150 Subject D02</i>	<i>N</i>	<i>2520</i>	<i>1146</i>	<i>1250</i>	<i>1653</i>	<i>332</i>	<i>514</i>	<i>684</i>	<i>876</i>	<i>447</i>	<i>1788</i>	<i>522</i>	<i>1103</i>	<i>602</i>	<i>294</i>	<i>384</i>	<i>67</i>
The questions in the next column ask you to imagine different kinds of married life that you might have. We want you to think about different ways you might share responsibilities for working, taking care of the home, and taking care of the children. Please indicate how acceptable for you each of the different arrangements would be.																	

QUESTIONNAIRE FORM 2 1997	TOTAL	SEX		RACE		REGION				COLLEGE PLANS?		ILLICIT DRUG USE: LIFETIME				
		M	F	White	Black	NE	NC	S	W	Yes	No	None	Mari- juana Only	Few Pills	More Pills	Any Her- oin
<i>N (Weighted No. of Cases):</i> <i>% of Weighted Total:</i>	2638 100.0	1204 45.6	1304 49.4	1726 65.4	343 13.0	556 21.1	706 26.8	906 34.4	469 17.8	1875 71.1	537 20.4	1152 43.7	627 23.8	309 11.7	402 15.2	71 2.7
A08: Imagine you are married and have no children.																
How would you feel about each of the following work arrangements?																
A08A: Husband works full-time, wife doesn't work																
1. Not at all acceptable	35.0	24.8	44.1	29.8	52.8	39.4	33.8	33.5	34.4	35.2	32.5	34.3	37.9	28.4	37.4	29.1
2. Somewhat acceptable	32.8	33.9	32.9	34.0	27.9	34.4	34.7	30.4	32.6	33.7	29.9	32.7	30.6	39.7	32.5	27.7
3. Acceptable	27.0	34.0	19.6	30.5	15.9	22.5	26.0	29.3	29.1	26.7	30.4	27.5	26.0	27.9	23.8	39.0
4. Desirable	5.3	7.2	3.4	5.6	3.5	3.6	5.5	6.8	3.9	4.5	7.3	5.4	5.5	4.0	6.2	4.2
<i>Item 6160 Subject C05, D04</i>	<i>N 2623</i>	<i>1197</i>	<i>1298</i>	<i>1719</i>	<i>341</i>	<i>551</i>	<i>704</i>	<i>902</i>	<i>467</i>	<i>1870</i>	<i>533</i>	<i>1146</i>	<i>623</i>	<i>307</i>	<i>400</i>	<i>71</i>
A08B: Husband works full-time, wife works about half-time																
1. Not at all acceptable	7.0	4.9	8.2	5.2	12.3	7.5	7.3	6.5	6.6	6.5	6.5	6.9	8.0	4.8	5.3	5.4
2. Somewhat acceptable	28.0	20.9	35.0	26.8	32.9	29.3	28.7	28.1	25.4	28.6	26.1	26.5	29.4	28.2	31.4	19.6
3. Acceptable	53.9	61.2	48.0	56.0	47.0	55.3	52.0	54.2	54.6	54.3	54.7	55.2	50.2	56.5	53.3	66.6
4. Desirable	11.1	13.0	8.9	12.0	7.7	7.9	12.0	11.2	13.3	10.6	12.6	11.4	12.4	10.5	10.1	8.4
<i>Item 6170 Subject C05, D04</i>	<i>N 2625</i>	<i>1197</i>	<i>1301</i>	<i>1721</i>	<i>341</i>	<i>550</i>	<i>704</i>	<i>904</i>	<i>467</i>	<i>1870</i>	<i>535</i>	<i>1149</i>	<i>623</i>	<i>307</i>	<i>400</i>	<i>71</i>
A08C: Both work full-time																
1. Not at all acceptable	8.7	10.6	6.7	6.6	11.7	6.8	8.9	9.0	9.8	6.5	12.5	8.4	8.4	7.8	7.8	8.5
2. Somewhat acceptable	13.3	16.2	10.1	13.1	11.9	12.4	12.8	14.2	13.7	12.6	15.9	12.7	15.1	11.3	14.1	13.9
3. Acceptable	53.1	50.8	55.7	53.9	52.2	54.9	52.1	53.3	52.0	53.2	53.3	52.1	52.5	57.8	54.1	57.7
4. Desirable	25.0	22.4	27.5	26.4	24.2	25.9	26.3	23.6	24.5	27.8	18.3	26.8	24.0	23.1	24.0	19.9
<i>Item 6180 Subject C05, D04</i>	<i>N 2609</i>	<i>1192</i>	<i>1292</i>	<i>1714</i>	<i>340</i>	<i>550</i>	<i>695</i>	<i>899</i>	<i>465</i>	<i>1860</i>	<i>530</i>	<i>1141</i>	<i>622</i>	<i>305</i>	<i>400</i>	<i>71</i>
A08D: Both work about half-time																
1. Not at all acceptable	30.3	33.0	27.0	27.1	41.9	28.6	31.4	31.9	27.2	27.3	36.2	28.5	31.5	29.7	31.1	28.0
2. Somewhat acceptable	28.9	27.8	30.3	30.7	25.6	29.5	30.9	28.4	26.1	30.6	24.8	29.9	29.7	27.2	28.8	21.0
3. Acceptable	30.3	29.3	31.7	32.0	23.8	30.3	29.1	30.6	31.4	31.2	29.7	31.4	30.5	30.7	27.1	36.4
4. Desirable	10.5	9.9	11.0	10.2	8.6	11.5	8.5	9.0	15.2	10.9	9.3	10.2	8.3	12.5	13.0	14.7
<i>Item 6190 Subject C05, D04</i>	<i>N 2592</i>	<i>1181</i>	<i>1285</i>	<i>1702</i>	<i>336</i>	<i>542</i>	<i>697</i>	<i>891</i>	<i>461</i>	<i>1845</i>	<i>532</i>	<i>1135</i>	<i>611</i>	<i>305</i>	<i>400</i>	<i>70</i>
A08E: Husband works about half-time, wife works full-time																
1. Not at all acceptable	36.1	38.9	32.6	31.5	50.8	34.6	34.9	38.2	35.6	33.0	41.0	36.7	36.9	34.5	32.6	32.8
2. Somewhat acceptable	32.0	29.1	35.5	33.2	28.2	31.1	32.4	31.9	32.7	33.6	31.3	29.7	32.9	36.6	35.3	28.3
3. Acceptable	28.0	27.1	29.1	32.1	17.8	30.7	29.0	26.0	27.0	30.3	23.0	30.0	27.5	23.5	28.0	31.8
4. Desirable	3.9	4.9	2.8	3.3	3.2	3.6	3.8	3.9	4.6	3.1	4.8	3.6	2.7	5.4	4.1	7.1
<i>Item 6200 Subject C05, D04</i>	<i>N 2614</i>	<i>1194</i>	<i>1294</i>	<i>1713</i>	<i>340</i>	<i>549</i>	<i>701</i>	<i>899</i>	<i>465</i>	<i>1863</i>	<i>533</i>	<i>1139</i>	<i>623</i>	<i>307</i>	<i>399</i>	<i>71</i>
A08F: Husband doesn't work, wife works full-time																
1. Not at all acceptable	70.6	66.4	74.6	66.4	87.3	70.7	68.9	72.6	69.1	69.2	73.5	72.3	70.9	72.4	66.8	52.3
2. Somewhat acceptable	14.2	14.0	14.8	17.2	6.0	15.3	16.5	11.3	14.7	15.9	10.1	13.0	15.6	13.1	17.4	16.8
3. Acceptable	10.4	12.1	8.7	12.4	3.9	10.4	10.0	10.5	11.0	11.7	7.0	11.8	8.5	8.7	8.1	20.0
4. Desirable	4.8	7.6	2.0	3.9	2.7	3.5	4.6	5.6	5.2	3.2	9.5	2.8	5.0	5.7	7.8	11.0
<i>Item 6210 Subject C05, D04</i>	<i>N 2617</i>	<i>1195</i>	<i>1296</i>	<i>1718</i>	<i>340</i>	<i>550</i>	<i>702</i>	<i>901</i>	<i>464</i>	<i>1865</i>	<i>533</i>	<i>1145</i>	<i>623</i>	<i>307</i>	<i>400</i>	<i>71</i>
A09: Imagine you are married and have one or more pre-school children. How would you feel about each of the following working arrangements?																
A09A: Husband works full-time, wife doesn't work																
1. Not at all acceptable	16.0	12.1	19.2	11.8	32.2	15.6	16.7	16.6	14.4	15.0	18.1	16.7	17.4	13.1	13.4	10.6
2. Somewhat acceptable	22.2	19.8	24.6	20.3	29.6	23.4	22.8	20.8	22.9	22.6	20.9	20.2	26.4	22.8	22.1	18.8
3. Acceptable	39.8	43.3	36.6	42.3	29.6	43.9	41.5	36.8	38.1	39.3	40.1	39.2	35.4	43.9	43.3	49.1
4. Desirable	21.9	24.8	19.6	25.5	8.6	17.1	19.0	25.8	24.7	23.1	20.8	23.9	20.7	20.2	21.2	21.5
<i>Item 6220 Subject C05, D04</i>	<i>N 2620</i>	<i>1196</i>	<i>1298</i>	<i>1718</i>	<i>341</i>	<i>550</i>	<i>703</i>	<i>901</i>	<i>466</i>	<i>1869</i>	<i>532</i>	<i>1147</i>	<i>621</i>	<i>307</i>	<i>400</i>	<i>71</i>

QUESTIONNAIRE FORM 2 1997	TOTAL	SEX		RACE		REGION				COLLEGE PLANS?		ILLICIT DRUG USE: LIFETIME				
		M	F	White	Black	NE	NC	S	W	Yes	No	None	Mari- juana Only	Few Pills	More Pills	Any Her- oin
<i>N (Weighted No. of Cases):</i>	2638	1204	1304	1726	343	556	706	906	469	1875	537	1152	627	309	402	71
<i>% of Weighted Total:</i>	100.0	45.6	49.4	65.4	13.0	21.1	26.8	34.4	17.8	71.1	20.4	43.7	23.8	11.7	15.2	2.7
A09B: Husband works full-time, wife works about half-time																
1. Not at all acceptable	6.0	7.1	4.4	4.9	8.3	3.7	8.4	6.0	5.0	4.8	6.5	5.6	6.2	2.7	5.4	9.3
2. Somewhat acceptable	25.7	28.9	23.0	24.7	27.1	28.8	24.1	24.5	26.6	24.1	30.3	25.7	25.6	26.0	27.2	20.9
3. Acceptable	54.9	53.0	56.7	55.5	57.0	55.1	53.8	56.3	53.2	56.5	53.9	54.6	55.2	58.6	54.4	54.3
4. Desirable	13.5	11.0	16.0	15.0	7.7	12.4	13.6	13.1	15.2	14.6	9.4	14.2	12.9	12.7	12.9	15.6
<i>Item 6230 Subject C05, D04</i>	<i>N</i> 2623	1198	1300	1720	343	552	702	903	467	1869	535	1148	625	307	399	71
A09C: Both work full-time																
1. Not at all acceptable	42.4	47.9	37.5	43.3	33.1	44.9	38.3	43.1	44.4	42.5	41.0	43.5	41.2	40.6	44.3	38.2
2. Somewhat acceptable	26.6	24.3	29.2	28.3	25.8	27.9	27.7	25.2	26.2	27.1	26.7	26.9	26.6	27.9	25.6	25.7
3. Acceptable	23.3	20.3	25.9	22.0	28.3	21.1	24.2	23.8	23.3	22.8	24.7	21.6	25.4	24.4	21.5	29.9
4. Desirable	7.7	7.5	7.4	6.4	12.8	6.0	9.8	7.9	6.1	7.7	7.6	8.0	6.8	7.0	8.6	6.2
<i>Item 6240 Subject C05, D04</i>	<i>N</i> 2614	1192	1297	1717	339	549	701	901	463	1868	528	1142	621	307	399	71
A09D: Both work about half-time																
1. Not at all acceptable	29.7	33.0	26.1	28.0	35.5	28.6	31.4	30.9	26.0	27.1	34.9	28.6	29.9	29.8	30.1	22.6
2. Somewhat acceptable	32.3	33.1	32.2	33.1	29.0	32.3	33.7	31.5	31.4	32.5	32.2	30.4	33.7	36.1	34.3	29.7
3. Acceptable	29.6	26.6	32.1	30.5	28.3	29.2	29.1	28.2	33.4	31.5	25.3	32.2	27.9	26.1	27.6	33.2
4. Desirable	8.5	7.4	9.7	8.4	7.2	9.9	5.8	9.3	9.2	9.0	7.7	8.7	8.5	8.0	8.1	14.5
<i>Item 6250 Subject C05, D04</i>	<i>N</i> 2603	1190	1288	1709	337	546	700	897	460	1859	530	1137	620	307	396	71
A09E: Husband works about half-time, wife works full-time																
1. Not at all acceptable	38.2	40.6	35.2	35.2	45.0	31.2	38.2	41.7	39.8	34.8	46.0	38.2	37.5	36.1	38.0	41.3
2. Somewhat acceptable	32.9	32.8	34.3	33.7	33.6	35.7	32.5	31.3	33.2	34.7	29.7	31.1	35.4	36.4	36.8	23.8
3. Acceptable	25.6	24.0	26.8	27.8	19.3	29.9	25.7	23.3	24.7	27.1	22.2	26.5	24.7	24.5	23.3	29.7
4. Desirable	3.3	2.6	3.7	3.2	2.1	3.2	3.5	3.7	2.3	3.4	2.1	4.3	2.4	3.0	1.9	5.2
<i>Item 6260 Subject C05, D04</i>	<i>N</i> 2618	1195	1298	1717	341	549	703	901	466	1869	532	1143	623	307	400	71
A09F: Husband doesn't work, wife works full-time																
1. Not at all acceptable	58.7	58.6	58.4	53.5	78.2	50.9	59.3	62.4	60.1	54.9	67.8	58.5	59.7	61.4	56.3	46.2
2. Somewhat acceptable	16.9	16.1	18.3	18.7	9.0	22.3	15.9	14.8	16.2	19.0	12.1	17.5	17.1	15.3	18.1	15.4
3. Acceptable	18.2	18.2	18.3	21.6	8.3	22.7	18.3	16.2	16.8	20.2	13.8	17.4	18.0	17.0	20.2	29.4
4. Desirable	6.1	7.1	4.9	6.2	4.4	4.1	6.5	6.6	6.8	5.9	6.3	6.6	5.2	6.3	5.4	9.0
<i>Item 6270 Subject C05, D04</i>	<i>N</i> 2616	1196	1294	1719	340	550	701	899	466	1867	532	1142	623	307	400	71
A10: Imagine you are married and have one or more pre-school children. Imagine also that the husband is working full-time and the wife does not have a job outside the home.																
How would you feel about each of these arrangements for the day-to-day care of the child(ren)?																
A10A: Wife does all child care																
1. Not at all acceptable	37.9	30.1	45.0	38.6	38.1	41.5	37.1	38.3	33.8	39.5	34.8	39.0	38.5	38.0	36.0	33.6
2. Somewhat acceptable	26.1	26.2	26.2	26.7	28.7	26.3	28.9	26.3	21.5	26.1	26.0	25.1	26.1	28.6	28.2	21.5
3. Acceptable	26.1	29.1	23.4	24.6	26.2	23.6	25.3	24.6	33.5	25.2	28.0	26.0	24.9	24.4	25.8	35.5
4. Desirable	9.9	14.6	5.4	10.1	7.0	8.6	8.8	10.8	11.2	9.2	11.2	9.8	10.5	9.0	10.1	9.4
<i>Item 6280 Subject D04</i>	<i>N</i> 2613	1189	1299	1714	339	548	701	897	467	1866	531	1145	617	307	400	71
A10B: Wife does most of it																
1. Not at all acceptable	14.3	12.6	16.1	12.3	18.3	13.2	15.8	13.6	14.5	13.4	15.4	14.9	12.4	14.1	13.2	12.3
2. Somewhat acceptable	32.6	29.3	35.0	32.0	33.8	35.0	32.2	33.0	29.6	32.6	32.0	31.8	36.1	35.1	29.2	32.0
3. Acceptable	43.4	46.9	40.9	45.7	41.3	42.3	42.4	43.6	45.7	43.7	45.3	43.3	41.7	42.7	46.9	48.6
4. Desirable	9.8	11.2	8.0	10.0	6.7	9.5	9.6	9.8	10.3	10.3	7.3	10.0	9.8	8.1	10.7	7.1
<i>Item 6290 Subject D04</i>	<i>N</i> 2617	1193	1299	1715	340	549	703	898	467	1868	531	1145	621	307	400	71

MONITORING THE FUTURE

QUESTIONNAIRE FORM 2 1997	TOTAL	SEX		RACE		REGION				COLLEGE PLANS?		ILLICIT DRUG USE: LIFETIME				
		M	F	White	Black	NE	NC	S	W	Yes	No	None	Mari- juana Only	Few Pills	More Pills	Any Her- oin
<i>N (Weighted No. of Cases):</i>	2638	1204	1304	1726	343	556	706	906	469	1875	537	1152	627	309	402	71
<i>% of Weighted Total:</i>	100.0	45.6	49.4	65.4	13.0	21.1	26.8	34.4	17.8	71.1	20.4	43.7	23.8	11.7	15.2	2.7
A10C: Both do it equally																
1. Not at all acceptable	4.0	4.5	2.8	3.6	2.4	3.1	4.2	4.7	3.4	2.5	6.4	2.7	3.5	5.5	5.3	3.8
2. Somewhat acceptable	11.8	15.0	9.1	10.6	12.5	10.7	8.7	12.9	15.5	11.7	11.0	11.3	13.1	8.9	14.5	11.6
3. Acceptable	42.5	44.4	40.3	40.5	52.7	44.0	40.5	45.0	38.7	40.5	46.3	41.8	42.5	41.5	40.4	55.6
4. Desirable	41.7	36.1	47.8	45.4	32.4	42.1	46.5	37.4	42.3	45.3	36.3	44.1	40.9	44.1	39.7	29.0
<i>Item 6300 Subject D04</i>	<i>N</i> 2616	1191	1300	1718	338	552	700	899	465	1864	535	1147	618	307	400	71
A10D: Husband does most of it																
1. Not at all acceptable	40.0	38.4	41.1	38.2	42.4	38.4	38.5	41.1	42.0	39.4	39.4	41.1	43.1	36.3	37.2	36.6
2. Somewhat acceptable	40.1	41.9	39.1	42.3	33.7	39.5	41.7	40.6	37.7	41.0	40.3	40.1	39.9	39.6	40.9	39.2
3. Acceptable	17.1	17.2	16.9	17.9	19.7	19.2	17.1	15.7	17.5	17.6	15.8	15.8	15.9	20.3	19.6	20.1
4. Desirable	2.8	2.5	2.9	1.6	4.2	2.9	2.8	2.6	2.8	2.0	4.6	3.0	1.1	3.8	2.4	4.2
<i>Item 6310 Subject D04</i>	<i>N</i> 2611	1190	1295	1712	339	549	700	894	467	1865	530	1146	615	304	400	71
A10E: Husband does all of it																
1. Not at all acceptable	76.2	74.8	77.5	76.5	73.4	75.3	74.7	78.2	75.5	76.7	75.8	78.1	77.8	73.3	73.2	68.0
2. Somewhat acceptable	14.6	15.8	13.6	15.4	13.7	14.8	15.2	14.4	13.9	15.4	13.2	13.1	14.5	16.0	18.3	16.5
3. Acceptable	6.6	7.8	5.2	6.7	7.5	7.6	7.8	4.6	7.4	5.7	8.1	6.0	5.5	7.8	5.8	13.1
4. Desirable	2.7	1.6	3.7	1.4	5.3	2.4	2.3	2.8	3.2	2.2	2.9	2.8	2.2	2.9	2.7	2.4
<i>Item 6320 Subject D04</i>	<i>N</i> 2614	1189	1299	1714	339	548	701	897	467	1866	531	1145	617	307	400	71
The next section of this questionnaire is about government and public affairs.																
A11: Some people think about what's going on in government very often, and others are not that interested. How much of an interest do you take in government and current events?																
1. No interest at all	8.0	8.3	7.3	7.1	11.8	7.3	10.5	6.2	8.6	5.1	15.4	6.1	7.2	9.6	11.7	13.4
2. Very little interest	23.2	19.6	25.8	22.6	23.9	25.8	25.6	20.8	21.0	20.7	30.0	20.9	24.3	28.8	23.8	15.5
3. Some interest	46.6	45.5	48.3	47.4	42.6	46.9	43.2	46.6	51.3	48.8	41.0	47.1	49.3	40.9	48.4	37.5
4. A lot of interest	16.1	18.2	14.3	17.1	14.0	12.8	15.6	19.1	15.0	18.3	10.4	18.8	15.3	15.1	11.8	18.1
5. A very great interest	6.1	8.4	4.2	6.0	7.7	7.2	5.2	7.3	4.1	7.0	3.2	7.2	4.0	5.6	4.3	15.6
<i>Item 6330 Subject H01, Q08</i>	<i>N</i> 2624	1198	1301	1722	342	554	702	902	466	1868	536	1149	624	306	402	71
A12: Do you think some of the people running the government are crooked or dishonest?																
1. Most of them are crooked or dishonest	25.1	25.8	23.8	24.2	27.2	25.6	25.9	25.0	23.6	22.1	33.8	22.3	22.8	22.8	34.7	38.8
2. Quite a few are	38.9	40.1	37.6	39.1	37.6	36.7	37.5	41.0	39.6	41.2	34.2	38.9	44.3	37.5	34.2	30.3
3. Some are	34.3	32.4	36.9	35.3	33.7	36.5	34.2	32.8	34.8	35.4	29.9	37.0	30.8	38.2	30.2	30.6
4. Hardly any are	1.5	1.6	1.5	1.4	1.2	1.2	2.1	1.1	2.0	1.4	1.8	1.7	1.7	1.6	0.9	0.3
5. None at all are crooked or dishonest	0.1	0.1	0.2	0.1	0.3	-	0.3	0.1	0.1	*	0.2	0.1	0.3	-	-	-
<i>Item 6340 Subject H04, K01</i>	<i>N</i> 2616	1193	1300	1720	342	552	702	896	466	1865	536	1147	622	306	399	71
A13: Do you think the government wastes much of the money we pay in taxes?																
1. Nearly all tax money is wasted	13.1	14.4	11.3	12.1	12.0	12.4	14.5	13.0	11.9	10.5	20.0	9.9	12.1	14.5	18.6	24.2
2. A lot of tax money is wasted	52.8	53.4	52.0	54.7	50.0	50.8	53.5	53.7	52.3	52.7	56.1	53.6	53.2	51.0	54.2	42.5
3. Some tax money is wasted	29.0	27.6	31.2	28.5	32.0	31.5	26.0	28.9	30.6	31.8	19.1	30.2	30.7	31.3	23.2	28.1
4. A little tax money wasted	4.7	4.0	5.2	4.4	5.4	5.3	5.4	3.8	4.5	4.7	3.6	5.9	3.6	3.0	3.7	3.9
5. No tax money is wasted	0.5	0.6	0.3	0.3	0.7	-	0.6	0.6	0.7	0.2	1.1	0.4	0.2	0.1	0.3	1.3
<i>Item 6350 Subject H04, K01</i>	<i>N</i> 2613	1195	1296	1719	342	551	702	897	464	1864	535	1143	621	306	402	71
A14: How much of the time do you think you can trust the government in Washington to do what is right?																
1. Almost always	3.8	4.1	3.6	4.0	3.2	3.9	3.9	4.0	3.2	3.9	3.6	4.1	3.7	3.2	2.5	5.4
2. Often	25.4	28.7	22.2	25.4	22.0	24.1	24.1	25.5	28.7	26.5	21.5	26.2	26.3	25.1	22.7	21.1
3. Sometimes	48.0	43.6	53.5	50.3	45.8	49.3	50.7	46.1	45.8	50.0	44.8	49.7	51.0	51.2	42.7	37.1
4. Seldom	18.2	18.2	17.2	16.2	24.5	16.6	15.9	21.0	18.3	16.6	21.9	16.6	15.7	18.6	23.8	23.3
5. Never	4.6	5.4	3.5	4.1	4.5	6.0	5.4	3.4	3.9	3.0	8.2	3.4	3.4	1.9	8.3	13.2
<i>Item 6360 Subject H04, K01</i>	<i>N</i> 2613	1197	1297	1719	342	552	702	894	466	1865	535	1143	621	308	402	71

* = less than .05 percent.

QUESTIONNAIRE FORM 2 1997	TOTAL	SEX		RACE		REGION				COLLEGE PLANS?		ILLICIT DRUG USE: LIFETIME				
		M	F	White	Black	NE	NC	S	W	Yes	No	None	Mari- juana Only	Few Pills	More Pills	Any Her- oin
<i>N (Weighted No. of Cases):</i> <i>% of Weighted Total:</i>	2638 100.0	1204 45.6	1304 49.4	1726 65.4	343 13.0	556 21.1	706 26.8	906 34.4	469 17.8	1875 71.1	537 20.4	1152 43.7	627 23.8	309 11.7	402 15.2	71 2.7
A15: Do you feel that the people running the government are smart people who usually know what they are doing?																
1. They almost always know what they are doing	10.4	15.1	6.4	10.6	9.1	9.6	9.3	10.7	12.6	10.8	10.7	10.8	12.5	9.3	7.0	8.4
2. They usually know what they are doing	41.9	41.2	42.6	42.9	38.2	44.5	41.7	42.2	38.4	45.3	31.8	44.2	45.4	40.4	35.4	27.9
3. They sometimes know what they are doing	36.3	30.3	42.0	35.9	40.7	35.3	36.3	35.1	40.0	35.1	40.2	35.7	32.8	40.8	40.9	33.8
4. They seldom know what they are doing	9.0	10.1	7.6	8.4	10.9	7.6	10.7	9.8	6.7	7.3	12.7	7.5	7.1	7.9	13.6	20.7
5. They never know what they are doing	2.4	3.2	1.4	2.2	1.1	3.0	2.1	2.2	2.3	1.5	4.7	1.8	2.1	1.5	3.2	9.2
<i>Item 6370 Subject H04, K01</i>	<i>N</i> 2615	1199	1296	1719	342	551	702	897	465	1866	535	1145	620	308	400	71
A16: Would you say the government is pretty much run for a few big interests looking out for themselves, or is it run for the benefit of all the people?																
1. Nearly always run for a few big interests	13.5	16.5	10.1	13.5	13.7	13.6	12.9	14.1	13.3	11.4	21.3	12.6	11.1	13.3	17.6	22.3
2. Usually run for a few big interests	26.4	26.1	26.7	26.9	22.9	29.2	29.4	23.0	25.3	26.9	24.3	24.1	25.1	28.0	33.0	29.0
3. Run some for the big interests, some for the people	46.8	42.5	51.6	46.6	48.1	45.2	45.2	47.6	49.6	48.2	42.7	49.4	48.8	48.2	39.1	37.0
4. Usually run for the benefit of all the people	10.2	11.2	9.4	10.8	9.9	10.8	9.2	11.4	8.6	11.0	7.6	10.8	12.2	9.7	6.9	7.8
5. Nearly always run for the benefit of all the people	3.1	3.8	2.2	2.3	5.3	1.3	3.4	3.8	3.2	2.6	4.1	3.1	2.7	0.8	3.3	4.0
<i>Item 6380 Subject H04, K01</i>	<i>N</i> 2606	1196	1291	1714	340	550	701	895	461	1862	533	1142	617	306	400	71
A17: Have you ever done, or do you plan to do, the following things?																
A17A: Vote in a public election																
1. I probably won't do this	6.0	5.9	5.7	4.3	8.1	5.6	6.7	5.1	6.9	3.8	11.4	6.0	5.5	6.6	5.2	4.1
2. Don't know	9.3	9.0	9.0	6.3	16.0	8.1	9.5	9.5	9.9	6.6	16.5	8.5	8.1	9.1	12.4	6.0
3. I probably will do this	72.8	70.8	75.9	75.1	68.6	75.9	68.3	73.4	74.6	77.7	59.5	72.6	74.7	72.6	73.5	70.5
4. I have already done this	12.0	14.3	9.3	14.3	7.2	10.4	15.5	12.0	8.6	11.9	12.7	12.8	11.7	11.8	8.9	19.4
<i>Item 6390 Subject H05, I02</i>	<i>N</i> 2619	1199	1297	1720	341	553	701	899	467	1868	534	1150	623	306	400	71
A17B: Write to public officials																
1. I probably won't do this	25.0	23.5	25.3	22.3	33.3	21.9	26.0	24.5	28.1	20.6	38.9	21.0	28.6	24.3	28.7	29.6
2. Don't know	41.7	43.0	41.4	41.9	38.7	35.0	44.8	41.6	45.0	41.7	41.2	44.3	40.2	40.8	41.9	23.6
3. I probably will do this	18.5	17.4	19.4	18.1	20.9	17.6	16.6	21.5	16.8	21.1	9.8	20.1	18.6	14.2	16.5	25.2
4. I have already done this	14.8	16.1	13.9	17.8	7.2	25.5	12.6	12.4	10.1	16.7	10.2	14.6	12.6	20.8	12.9	21.7
<i>Item 6400 Subject H05, I02</i>	<i>N</i> 2613	1195	1296	1717	341	550	700	897	467	1867	532	1146	623	306	398	71
A17C: Give money to a political candidate or cause																
1. I probably won't do this	48.4	51.4	44.9	47.8	49.2	47.5	51.8	44.9	51.0	44.9	59.5	44.1	50.9	48.9	56.6	50.4
2. Don't know	35.6	33.1	38.7	36.6	34.9	35.8	35.2	36.3	34.6	37.6	29.1	40.3	30.8	38.7	29.2	26.7
3. I probably will do this	12.9	12.4	13.7	12.2	14.2	13.5	10.0	15.0	12.9	14.4	9.2	12.5	15.3	10.7	10.4	19.4
4. I have already done this	3.1	3.2	2.7	3.4	1.7	3.2	3.1	3.8	1.5	3.0	2.3	3.1	3.0	1.8	3.8	3.6
<i>Item 6410 Subject H05, I02</i>	<i>N</i> 2604	1189	1292	1713	335	550	700	891	463	1859	532	1142	621	304	396	71
A17D: Work in a political campaign																
1. I probably won't do this	57.6	58.8	56.4	60.0	51.3	59.6	59.4	52.5	62.1	53.4	73.7	54.0	59.6	58.4	64.0	58.2
2. Don't know	30.0	29.6	30.8	29.5	31.4	28.6	30.0	32.3	27.3	32.9	20.0	34.0	28.5	27.3	26.3	16.1
3. I probably will do this	8.8	7.9	9.5	6.7	14.9	8.7	7.3	11.1	6.8	9.4	5.4	9.1	8.0	8.4	7.5	14.0
4. I have already done this	3.6	3.7	3.3	3.8	2.4	3.1	3.2	4.1	3.9	4.3	0.9	2.8	3.9	5.9	2.2	11.7
<i>Item 6420 Subject H05, I02</i>	<i>N</i> 2618	1199	1296	1720	340	551	701	898	467	1867	534	1150	623	306	399	71
A17E: Participate in a lawful demonstration																
1. I probably won't do this	34.8	34.8	33.6	34.5	32.3	31.0	38.5	32.4	38.0	30.1	50.4	35.3	32.6	32.1	36.5	37.0
2. Don't know	42.8	42.6	44.0	44.6	43.1	42.7	40.7	47.1	37.8	45.3	35.2	44.9	44.6	43.7	38.5	27.3
3. I probably will do this	18.1	18.0	18.4	16.8	21.1	19.6	18.0	17.0	18.5	19.6	11.7	15.3	19.5	19.7	21.2	21.6
4. I have already done this	4.4	4.5	4.0	4.1	3.5	6.8	2.8	3.5	5.7	4.9	2.7	4.6	3.2	4.5	3.7	14.1
<i>Item 6430 Subject H05, I02</i>	<i>N</i> 2611	1195	1294	1717	341	547	701	897	466	1868	531	1145	623	306	398	71

MONITORING THE FUTURE

QUESTIONNAIRE FORM 2 1997	TOTAL	SEX		RACE		REGION				COLLEGE PLANS?		ILLICIT DRUG USE: LIFETIME				
		M	F	White	Black	NE	NC	S	W	Yes	No	None	Mari- juana Only	Few Pills	More Pills	Any Her- oin
<i>N (Weighted No. of Cases):</i>	2638	1204	1304	1726	343	556	706	906	469	1875	537	1152	627	309	402	71
<i>% of Weighted Total:</i>	100.0	45.6	49.4	65.4	13.0	21.1	26.8	34.4	17.8	71.1	20.4	43.7	23.8	11.7	15.2	2.7
A17F: Boycott certain products or stores																
1. I probably won't do this	31.8	32.3	31.0	31.3	30.8	26.1	34.2	32.8	32.8	28.5	43.4	31.4	30.5	34.0	31.0	32.1
2. Don't know	39.2	38.6	39.6	39.3	42.7	40.2	40.7	38.2	37.7	40.2	36.6	42.2	40.3	34.8	35.3	26.6
3. I probably will do this	18.8	19.3	18.6	18.8	18.5	21.4	15.0	21.2	16.7	20.6	12.3	16.4	20.3	18.6	23.2	25.6
4. I have already done this	10.2	9.8	10.8	10.5	8.0	12.3	10.1	7.7	12.8	10.7	7.7	10.0	8.8	12.6	10.4	15.7
<i>Item 6440 Subject H05, I02</i>	<i>N 2617</i>	<i>1197</i>	<i>1297</i>	<i>1720</i>	<i>341</i>	<i>552</i>	<i>701</i>	<i>897</i>	<i>467</i>	<i>1868</i>	<i>534</i>	<i>1148</i>	<i>623</i>	<i>306</i>	<i>400</i>	<i>71</i>
A18: How much do you agree or disagree with each of the following statements?																
A18A: The U.S. should begin a gradual program of disarming whether other countries do or not																
1. Disagree	26.6	36.6	16.9	27.9	23.3	30.3	22.7	29.8	22.0	26.7	26.8	25.3	27.4	23.9	29.6	34.2
2. Mostly disagree	19.3	20.4	18.8	21.9	12.6	20.2	19.4	19.8	17.0	20.8	14.2	21.2	19.0	16.1	18.5	20.5
3. Neither	33.2	23.7	42.2	30.9	38.7	31.7	35.6	30.1	37.5	31.6	38.8	31.7	32.8	39.0	33.8	31.9
4. Mostly agree	13.9	11.8	15.8	13.6	14.8	13.4	14.2	13.2	15.3	13.9	14.3	15.3	12.8	15.0	10.5	8.7
5. Agree	7.0	7.5	6.3	5.7	10.7	4.4	8.1	7.0	8.2	7.1	5.9	6.5	8.0	6.0	7.5	4.7
<i>Item 6450 Subject H02, L03</i>	<i>N 2588</i>	<i>1190</i>	<i>1280</i>	<i>1703</i>	<i>337</i>	<i>539</i>	<i>698</i>	<i>888</i>	<i>464</i>	<i>1855</i>	<i>526</i>	<i>1140</i>	<i>612</i>	<i>304</i>	<i>397</i>	<i>70</i>
A18B: There may be times when the U.S. should go to war to protect the rights of other countries																
1. Disagree	16.7	17.9	15.9	15.5	24.5	17.6	21.1	15.1	11.9	13.3	26.2	15.2	15.8	18.3	19.2	29.7
2. Mostly disagree	21.3	20.4	21.8	20.7	20.1	22.3	21.1	18.9	25.0	22.1	19.9	18.2	23.8	26.7	21.6	16.5
3. Neither	19.6	18.1	20.5	20.1	15.9	19.6	21.9	17.1	21.2	18.7	20.4	21.0	18.5	15.6	20.1	17.1
4. Mostly agree	29.6	28.9	30.9	32.5	23.5	28.9	27.1	33.1	27.7	32.7	22.0	31.8	30.1	28.3	27.5	19.9
5. Agree	12.7	14.6	11.0	11.3	16.0	11.6	8.8	15.7	14.3	13.1	11.6	13.8	11.8	11.1	11.6	16.8
<i>Item 5690 Subject H02, L03</i>	<i>N 2604</i>	<i>1193</i>	<i>1290</i>	<i>1712</i>	<i>341</i>	<i>546</i>	<i>700</i>	<i>894</i>	<i>465</i>	<i>1863</i>	<i>530</i>	<i>1145</i>	<i>619</i>	<i>305</i>	<i>398</i>	<i>70</i>
A18C: The U.S. should be willing to go to war to protect its own economic interests																
1. Disagree	6.5	5.7	6.6	5.8	6.9	8.0	6.8	6.0	5.1	5.3	8.8	6.8	6.5	5.8	5.6	7.1
2. Mostly disagree	11.5	11.4	12.0	12.2	9.2	12.3	11.5	10.5	12.6	11.2	12.3	11.2	10.3	9.9	15.1	15.0
3. Neither	19.3	17.7	21.3	19.1	16.2	22.1	18.5	17.1	21.3	19.7	16.8	19.7	21.4	16.2	17.4	18.3
4. Mostly agree	32.4	29.2	35.4	33.9	28.7	30.4	33.8	34.1	29.7	33.4	31.8	34.7	31.2	33.2	29.2	25.4
5. Agree	30.3	36.1	24.7	29.0	38.9	27.2	29.4	32.3	31.3	30.3	30.3	27.6	30.6	34.8	32.8	34.2
<i>Item 6460 Subject H02, L03</i>	<i>N 2599</i>	<i>1189</i>	<i>1289</i>	<i>1712</i>	<i>341</i>	<i>546</i>	<i>699</i>	<i>891</i>	<i>463</i>	<i>1858</i>	<i>530</i>	<i>1141</i>	<i>619</i>	<i>304</i>	<i>400</i>	<i>69</i>
A18D: The only good reason for the U.S. to go to war is to defend against an attack on our own country																
1. Disagree	9.2	9.9	8.2	8.7	12.4	8.4	7.2	11.8	8.0	9.4	8.0	9.8	10.1	6.6	7.3	14.8
2. Mostly disagree	14.8	16.1	12.8	15.8	11.7	14.1	13.8	16.2	14.3	15.9	11.8	14.4	15.2	14.5	14.2	9.2
3. Neither	14.9	13.4	17.0	15.7	12.0	14.6	17.5	12.8	15.5	14.4	14.9	14.7	14.5	18.5	13.4	15.3
4. Mostly agree	28.5	26.3	31.2	29.1	26.7	29.0	26.6	29.1	29.5	29.7	27.5	29.1	29.6	25.0	30.6	17.6
5. Agree	32.6	34.3	30.8	30.7	37.3	34.0	34.9	30.0	32.7	30.6	37.8	32.0	30.7	35.3	34.5	43.2
<i>Item 6470 Subject H02, L03</i>	<i>N 2604</i>	<i>1193</i>	<i>1291</i>	<i>1713</i>	<i>341</i>	<i>547</i>	<i>700</i>	<i>895</i>	<i>463</i>	<i>1860</i>	<i>532</i>	<i>1145</i>	<i>619</i>	<i>305</i>	<i>399</i>	<i>70</i>
A18E: The U.S. does not need to have greater military power than Russia																
1. Disagree	29.7	36.3	23.0	28.4	40.8	26.4	30.0	33.3	26.6	27.3	36.5	26.0	31.1	31.1	34.7	36.7
2. Mostly disagree	20.4	21.5	19.8	21.3	18.4	19.4	20.0	21.7	19.4	20.5	20.6	21.4	20.9	19.9	18.3	17.6
3. Neither	27.5	20.4	34.5	27.4	25.3	28.5	30.5	24.2	28.1	27.8	26.5	28.5	26.6	26.4	28.4	21.6
4. Mostly agree	12.5	11.3	13.2	11.8	8.4	12.9	8.6	12.9	17.0	13.6	8.1	14.2	12.0	11.6	8.9	7.1
5. Agree	9.9	10.5	9.4	11.1	7.1	12.8	10.9	7.9	8.9	10.8	8.3	9.8	9.5	11.0	9.7	17.0
<i>Item 6480 Subject H02, L03</i>	<i>N 2588</i>	<i>1187</i>	<i>1282</i>	<i>1704</i>	<i>339</i>	<i>542</i>	<i>697</i>	<i>886</i>	<i>462</i>	<i>1852</i>	<i>529</i>	<i>1135</i>	<i>614</i>	<i>305</i>	<i>399</i>	<i>70</i>
A18F: The U.S. ought to have much more military power than any other nation in the world																
1. Disagree	10.8	9.1	12.3	10.8	11.5	11.9	12.5	8.0	12.5	10.9	11.8	10.4	11.0	12.5	11.5	12.0
2. Mostly disagree	13.1	11.5	14.8	12.8	11.4	13.6	12.1	12.9	14.2	12.9	12.7	15.3	11.6	11.8	9.6	10.5
3. Neither	29.3	22.0	36.7	30.2	26.8	30.4	31.5	28.0	27.0	29.9	28.0	31.0	26.1	30.7	30.0	22.3
4. Mostly agree	19.8	21.7	18.2	21.1	15.3	19.8	17.8	21.3	19.9	22.0	12.7	19.5	22.1	17.1	18.4	23.3
5. Agree	27.0	35.6	18.0	25.0	35.0	24.2	26.1	29.8	26.3	24.3	34.8	23.8	29.2	27.9	30.5	31.9
<i>Item 6490 Subject H02, L03</i>	<i>N 2592</i>	<i>1191</i>	<i>1281</i>	<i>1705</i>	<i>337</i>	<i>546</i>	<i>697</i>	<i>888</i>	<i>462</i>	<i>1855</i>	<i>530</i>	<i>1140</i>	<i>615</i>	<i>304</i>	<i>398</i>	<i>70</i>

DESCRIPTIVE RESULTS: 1997

105

QUESTIONNAIRE FORM 2 1997	TOTAL	SEX		RACE		REGION				COLLEGE PLANS?		ILLICIT DRUG USE: LIFETIME				
		M	F	White	Black	NE	NC	S	W	Yes	No	None	Mari- juana Only	Few Pills	More Pills	Any Her- oin
<i>N (Weighted No. of Cases):</i> <i>% of Weighted Total:</i>	2638 100.0	1204 45.6	1304 49.4	1726 65.4	343 13.0	556 21.1	706 26.8	906 34.4	469 17.8	1875 71.1	537 20.4	1152 43.7	627 23.8	309 11.7	402 15.2	71 2.7
A18G: Our present foreign policy is based on our own narrow economic and power interests																
1. Disagree	4.6	5.2	3.9	3.8	8.0	6.0	4.1	4.4	4.3	4.3	4.3	4.5	6.6	2.9	2.8	5.4
2. Mostly disagree	8.0	9.7	6.3	8.2	7.0	7.1	8.7	9.7	5.0	7.8	8.2	8.8	9.0	6.8	4.8	5.1
3. Neither	47.9	42.0	54.3	49.8	42.8	45.7	52.4	44.0	51.3	46.6	53.2	47.3	48.6	47.3	51.2	45.9
4. Mostly agree	26.1	27.8	24.3	25.9	24.0	26.4	22.4	28.5	26.8	28.3	19.9	26.1	23.6	29.3	28.8	22.4
5. Agree	13.3	15.3	11.3	12.3	18.2	14.8	12.5	13.5	12.6	12.9	14.4	13.3	12.3	13.6	12.4	21.2
<i>Item 6500 Subject H02, L03</i>	<i>N 2577</i>	<i>1185</i>	<i>1275</i>	<i>1695</i>	<i>334</i>	<i>542</i>	<i>695</i>	<i>882</i>	<i>459</i>	<i>1843</i>	<i>531</i>	<i>1131</i>	<i>611</i>	<i>305</i>	<i>397</i>	<i>70</i>
A19: This section deals with activities which may be against the rules or against the law. We hope you will answer all of these questions. However, if you find a question which you cannot answer honestly, we would prefer that you leave it blank. Remember, your answers will never be connected with your name.																
During the LAST 12 MONTHS, how often have you . . .																
A19A: Argued or had a fight with either of your parents (NOTE: This question was omitted in the questionnaires administered in California, beginning in 1997, due to state requirements.)																
1. Not at all	11.6	13.2	9.9	7.4	28.5	8.6	11.1	13.6	12.1	8.3	18.0	14.4	12.2	4.7	5.0	10.3
2. Once	10.3	12.4	7.9	9.4	12.9	8.2	12.2	10.3	9.6	9.3	12.8	10.9	8.2	11.8	10.2	2.4
3. Twice	13.1	14.0	12.2	13.3	13.4	13.0	14.5	11.6	15.1	14.5	9.7	16.2	12.3	13.2	8.3	3.7
4. 3 or 4 times	22.6	24.7	20.8	24.5	15.2	21.5	20.1	24.1	26.6	23.9	20.1	24.5	22.6	23.4	20.1	15.3
5. 5 or more times	42.4	35.8	49.2	45.4	29.9	48.7	42.1	40.4	36.6	44.0	39.4	34.0	44.7	47.0	56.6	68.3
<i>Item 6520 Subject M03, S01</i>	<i>N 2380</i>	<i>1070</i>	<i>1198</i>	<i>1626</i>	<i>332</i>	<i>552</i>	<i>702</i>	<i>892</i>	<i>234</i>	<i>1672</i>	<i>509</i>	<i>1048</i>	<i>573</i>	<i>274</i>	<i>361</i>	<i>67</i>
A19B: Hit an instructor or supervisor																
1. Not at all	96.4	94.5	98.4	96.9	94.6	95.6	95.1	98.0	95.9	97.7	94.0	97.8	97.8	98.5	93.4	78.6
2. Once	1.8	2.9	0.7	1.7	1.9	1.4	3.6	1.0	1.1	0.8	3.9	1.2	0.8	1.1	3.2	9.2
3. Twice	0.8	1.0	0.5	0.6	2.1	0.6	0.6	0.4	1.9	0.7	0.7	0.4	0.7	0.5	1.3	3.4
4. 3 or 4 times	0.3	0.3	0.2	0.2	-	0.9	0.1	0.1	0.1	0.2	0.1	0.2	0.1	-	0.1	4.0
5. 5 or more times	0.8	1.2	0.3	0.5	1.3	1.5	0.6	0.5	1.0	0.5	1.3	0.4	0.5	-	2.0	4.8
<i>Item 6530 Subject M02, S01</i>	<i>N 2611</i>	<i>1196</i>	<i>1295</i>	<i>1721</i>	<i>341</i>	<i>552</i>	<i>702</i>	<i>895</i>	<i>463</i>	<i>1866</i>	<i>534</i>	<i>1149</i>	<i>627</i>	<i>307</i>	<i>396</i>	<i>71</i>
A19C: Gotten into a serious fight in school or at work																
1. Not at all	82.6	78.5	87.3	84.9	79.3	77.1	82.5	85.9	82.8	85.5	77.3	89.7	83.0	75.9	75.4	51.1
2. Once	10.1	11.8	7.8	8.6	12.6	11.5	11.4	8.3	10.2	8.2	14.0	6.6	10.4	16.1	12.0	24.2
3. Twice	3.8	4.9	2.9	3.5	4.0	4.8	3.0	3.5	4.4	3.4	4.6	2.1	4.0	4.2	5.6	12.5
4. 3 or 4 times	1.8	2.3	1.2	1.8	2.0	3.5	1.6	1.0	1.5	1.5	2.3	0.6	1.3	2.9	3.5	6.3
5. 5 or more times	1.7	2.5	0.8	1.2	2.1	3.1	1.6	1.3	1.2	1.4	1.8	1.0	1.3	0.9	3.6	6.0
<i>Item 6540 Subject B07, C01, S01</i>	<i>N 2611</i>	<i>1195</i>	<i>1296</i>	<i>1721</i>	<i>341</i>	<i>553</i>	<i>702</i>	<i>894</i>	<i>461</i>	<i>1865</i>	<i>534</i>	<i>1148</i>	<i>627</i>	<i>307</i>	<i>398</i>	<i>71</i>
A19D: Taken part in a fight where a group of your friends were against another group																
1. Not at all	78.5	73.1	84.2	80.0	76.8	75.3	77.6	81.4	78.0	80.6	73.1	88.2	77.2	72.4	66.5	38.8
2. Once	11.0	12.5	9.6	10.2	11.9	12.1	11.8	10.1	10.1	10.2	12.9	7.2	12.0	14.9	14.5	21.1
3. Twice	5.1	6.0	3.6	5.0	4.1	6.0	4.4	5.1	5.1	4.5	6.6	2.1	5.5	7.3	8.7	17.7
4. 3 or 4 times	3.4	5.0	1.9	3.4	3.6	4.6	4.1	2.0	3.6	3.2	4.0	1.6	2.9	3.7	6.9	12.6
5. 5 or more times	2.0	3.4	0.8	1.4	3.7	2.0	2.2	1.4	3.1	1.5	3.4	0.9	2.5	1.8	3.4	9.9
<i>Item 6550 Subject S01</i>	<i>N 2607</i>	<i>1194</i>	<i>1295</i>	<i>1719</i>	<i>339</i>	<i>551</i>	<i>702</i>	<i>891</i>	<i>463</i>	<i>1863</i>	<i>534</i>	<i>1146</i>	<i>627</i>	<i>307</i>	<i>396</i>	<i>71</i>
A19E: Hurt someone badly enough to need bandages or a doctor																
1. Not at all	85.4	77.0	93.9	87.9	83.2	84.3	85.2	86.0	85.5	88.0	80.5	91.4	87.7	80.0	77.2	50.3
2. Once	8.9	12.9	4.6	7.5	7.8	9.4	7.3	9.8	8.6	7.9	10.9	5.8	7.0	14.4	13.5	23.8
3. Twice	2.7	4.7	0.9	2.3	4.2	2.1	3.2	2.2	3.5	2.4	3.4	1.4	3.0	3.4	3.4	9.4
4. 3 or 4 times	1.6	3.0	0.2	1.2	2.7	2.7	1.9	0.7	1.4	0.8	2.5	0.8	1.1	1.8	3.1	4.1
5. 5 or more times	1.6	2.4	0.4	1.1	2.1	1.5	2.4	1.2	1.1	0.9	2.7	0.6	1.2	0.5	2.7	12.4
<i>Item 6560 Subject S01</i>	<i>N 2604</i>	<i>1191</i>	<i>1295</i>	<i>1719</i>	<i>338</i>	<i>551</i>	<i>702</i>	<i>893</i>	<i>458</i>	<i>1860</i>	<i>534</i>	<i>1146</i>	<i>627</i>	<i>307</i>	<i>394</i>	<i>71</i>

MONITORING THE FUTURE

QUESTIONNAIRE FORM 2 1997	TOTAL	SEX		RACE		REGION				COLLEGE PLANS?		ILLICIT DRUG USE: LIFETIME				
		M	F	White	Black	NE	NC	S	W	Yes	No	None	Mari- juana Only	Few Pills	More Pills	Any Her- oin
<i>N (Weighted No. of Cases):</i>	2638	1204	1304	1726	343	556	706	906	469	1875	537	1152	627	309	402	71
<i>% of Weighted Total:</i>	100.0	45.6	49.4	65.4	13.0	21.1	26.8	34.4	17.8	71.1	20.4	43.7	23.8	11.7	15.2	2.7
A19F: Used a knife or gun or some other thing (like a club) to get something from a person																
1. Not at all	95.5	93.6	97.8	96.6	91.7	95.4	94.5	96.1	96.3	97.2	91.5	98.9	96.1	95.4	91.6	70.7
2. Once	1.5	1.6	1.2	1.1	2.3	1.6	1.5	1.7	0.8	1.0	3.4	0.4	1.3	3.6	1.6	9.2
3. Twice	1.2	2.1	0.5	1.0	3.0	1.5	1.5	1.2	0.6	0.9	1.6	0.6	0.9	0.5	3.8	2.1
4. 3 or 4 times	1.0	1.8	-	0.7	1.4	0.9	1.9	0.4	0.7	0.4	2.2	*	1.1	0.5	1.5	7.8
5. 5 or more times	0.8	0.9	0.5	0.6	1.6	0.7	0.6	0.5	1.5	0.6	1.3	0.1	0.6	-	1.6	10.3
<i>Item 6570 Subject S01</i>	<i>N 2607</i>	<i>1194</i>	<i>1295</i>	<i>1719</i>	<i>341</i>	<i>551</i>	<i>702</i>	<i>894</i>	<i>460</i>	<i>1864</i>	<i>534</i>	<i>1149</i>	<i>627</i>	<i>307</i>	<i>395</i>	<i>71</i>
A19G: Taken something not belonging to you worth under \$50																
1. Not at all	65.8	58.4	72.5	66.0	69.0	58.5	64.4	71.7	65.2	65.8	65.9	79.4	59.0	55.0	51.2	33.5
2. Once	12.5	14.2	11.1	12.8	9.4	13.5	13.2	12.2	11.0	12.6	10.9	8.8	15.9	15.3	15.4	11.2
3. Twice	9.3	12.0	7.0	9.5	8.3	14.0	8.6	7.8	7.7	10.1	7.4	5.4	10.7	15.6	11.6	19.6
4. 3 or 4 times	5.9	7.2	4.9	6.0	4.7	8.4	6.3	4.1	5.8	5.7	6.7	3.4	7.4	6.6	10.4	11.0
5. 5 or more times	6.4	8.1	4.5	5.7	8.7	5.6	7.4	4.1	10.3	5.8	9.0	3.0	7.0	7.5	11.4	24.7
<i>Item 6580 Subject S01</i>	<i>N 2604</i>	<i>1194</i>	<i>1291</i>	<i>1717</i>	<i>339</i>	<i>548</i>	<i>702</i>	<i>892</i>	<i>461</i>	<i>1861</i>	<i>533</i>	<i>1146</i>	<i>626</i>	<i>307</i>	<i>393</i>	<i>71</i>
A19H: Taken something not belonging to you worth over \$50																
1. Not at all	87.2	82.3	92.0	89.2	83.2	85.4	88.5	89.2	83.5	89.2	81.9	94.9	84.7	82.4	78.7	54.6
2. Once	6.3	8.2	4.3	5.4	6.6	6.8	5.7	6.5	6.0	5.3	8.5	2.9	7.8	10.6	9.5	9.2
3. Twice	2.6	4.1	1.1	2.2	3.6	3.9	1.8	1.8	3.8	2.0	4.1	0.8	2.7	2.1	4.8	19.0
4. 3 or 4 times	1.6	2.2	1.2	1.2	3.5	2.6	1.7	0.7	2.1	1.6	1.9	0.9	2.2	1.5	3.0	3.0
5. 5 or more times	2.3	3.1	1.4	2.0	3.1	1.2	2.2	1.8	4.7	1.9	3.6	0.5	2.6	3.4	4.0	14.3
<i>Item 6590 Subject S01</i>	<i>N 2603</i>	<i>1190</i>	<i>1294</i>	<i>1717</i>	<i>341</i>	<i>550</i>	<i>700</i>	<i>893</i>	<i>459</i>	<i>1863</i>	<i>533</i>	<i>1149</i>	<i>627</i>	<i>305</i>	<i>392</i>	<i>71</i>
A19I: Taken something from a store without paying for it																
1. Not at all	66.6	62.4	70.1	67.6	65.7	60.0	66.7	71.0	65.6	67.4	63.5	82.6	57.8	53.5	47.5	35.7
2. Once	11.4	12.3	10.7	11.7	9.6	11.4	12.3	11.7	9.7	11.0	12.0	7.5	13.8	16.4	16.3	6.4
3. Twice	7.3	8.7	6.5	7.3	9.3	10.8	6.1	6.6	6.4	8.2	5.6	3.3	11.3	9.3	10.0	20.0
4. 3 or 4 times	7.4	7.9	7.1	7.0	7.5	8.5	7.2	6.5	8.4	6.9	10.1	4.0	9.5	11.1	10.3	17.2
5. 5 or more times	7.2	8.7	5.7	6.4	7.9	9.4	7.6	4.2	9.9	6.5	8.7	2.7	7.7	9.7	15.8	20.7
<i>Item 6600 Subject S01</i>	<i>N 2604</i>	<i>1193</i>	<i>1293</i>	<i>1715</i>	<i>339</i>	<i>551</i>	<i>701</i>	<i>892</i>	<i>460</i>	<i>1859</i>	<i>533</i>	<i>1147</i>	<i>624</i>	<i>306</i>	<i>396</i>	<i>71</i>
A19J: Taken a car that didn't belong to someone in your family without permission of the owner																
1. Not at all	93.9	91.6	96.2	95.6	88.2	93.0	93.7	95.5	92.1	95.0	91.1	97.8	94.3	91.5	90.2	69.7
2. Once	3.4	4.0	3.0	2.5	5.8	4.9	3.8	2.0	3.7	2.7	5.3	1.1	2.1	7.2	6.3	16.2
3. Twice	1.2	2.0	0.3	0.9	2.3	1.2	1.1	1.4	1.0	1.1	0.7	0.6	1.7	0.5	1.3	3.3
4. 3 or 4 times	0.6	1.2	0.1	0.5	2.2	0.5	0.9	0.5	0.5	0.5	1.4	0.3	0.4	-	0.6	8.2
5. 5 or more times	0.9	1.2	0.5	0.6	1.5	0.4	0.5	0.5	2.6	0.6	1.4	0.2	1.5	0.8	1.6	2.6
<i>Item 6610 Subject S01</i>	<i>N 2610</i>	<i>1194</i>	<i>1296</i>	<i>1721</i>	<i>339</i>	<i>553</i>	<i>701</i>	<i>894</i>	<i>463</i>	<i>1865</i>	<i>534</i>	<i>1148</i>	<i>625</i>	<i>307</i>	<i>398</i>	<i>71</i>
A19K: Taken part of a car without permission of the owner																
1. Not at all	94.6	90.9	98.1	95.2	92.8	93.0	94.2	96.1	94.3	95.9	90.8	98.3	94.7	94.2	90.3	67.0
2. Once	2.2	3.6	0.8	1.9	2.1	3.4	2.2	1.7	1.6	1.9	3.0	0.9	1.8	3.5	4.7	7.7
3. Twice	1.4	2.6	0.3	1.4	2.5	2.0	1.2	1.2	1.2	0.8	3.4	0.2	1.7	1.5	1.9	11.7
4. 3 or 4 times	0.9	1.7	0.2	0.9	1.4	0.9	1.1	0.8	1.0	0.7	1.0	0.4	0.9	0.8	0.9	4.2
5. 5 or more times	0.9	1.2	0.6	0.6	1.2	0.7	1.3	0.2	1.9	0.7	1.8	0.1	1.0	-	2.2	9.4
<i>Item 6620 Subject S01</i>	<i>N 2609</i>	<i>1195</i>	<i>1296</i>	<i>1720</i>	<i>341</i>	<i>553</i>	<i>702</i>	<i>892</i>	<i>462</i>	<i>1864</i>	<i>534</i>	<i>1149</i>	<i>627</i>	<i>307</i>	<i>398</i>	<i>71</i>
A19L: Gone into some house or building when you weren't supposed to be there																
1. Not at all	75.3	69.4	81.2	74.1	79.8	66.9	78.1	77.0	77.7	76.6	70.7	85.1	73.9	66.9	62.7	41.2
2. Once	10.5	12.2	8.5	11.9	6.5	11.9	10.9	10.7	7.7	9.1	14.2	8.4	9.4	13.2	14.9	16.4
3. Twice	7.0	8.6	5.6	7.2	7.8	10.0	4.3	6.7	8.2	7.3	7.4	3.7	10.2	9.5	9.7	10.2
4. 3 or 4 times	3.8	5.2	2.5	3.8	3.1	5.5	3.9	2.8	3.4	3.8	3.8	1.6	3.4	7.9	5.4	11.4
5. 5 or more times	3.5	4.7	2.2	2.9	2.8	5.8	2.8	2.8	2.9	3.2	4.0	1.2	3.0	2.4	7.3	20.8
<i>Item 6630 Subject S01</i>	<i>N 2607</i>	<i>1192</i>	<i>1295</i>	<i>1717</i>	<i>340</i>	<i>551</i>	<i>702</i>	<i>893</i>	<i>462</i>	<i>1861</i>	<i>534</i>	<i>1146</i>	<i>627</i>	<i>306</i>	<i>398</i>	<i>71</i>

* = less than .05 percent.

DESCRIPTIVE RESULTS: 1997

107

QUESTIONNAIRE FORM 2 1997	TOTAL	SEX		RACE		REGION				COLLEGE PLANS?		ILLICIT DRUG USE: LIFETIME				
		M	F	White	Black	NE	NC	S	W	Yes	No	None	Mari- juana Only	Few Pills	More Pills	Any Her- oin
<i>N (Weighted No. of Cases):</i>	2638	1204	1304	1726	343	556	706	906	469	1875	537	1152	627	309	402	71
<i>% of Weighted Total:</i>	100.0	45.6	49.4	65.4	13.0	21.1	26.8	34.4	17.8	71.1	20.4	43.7	23.8	11.7	15.2	2.7
A19M: Set fire to someone's property on purpose																
1. Not at all	96.9	95.2	98.7	97.6	97.3	96.2	97.3	97.9	95.2	97.7	95.2	99.4	98.2	94.9	93.8	77.4
2. Once	1.7	2.7	0.8	1.1	2.2	2.3	1.0	1.4	2.8	1.4	2.6	0.3	1.0	3.4	3.6	9.3
3. Twice	0.4	0.5	-	0.1	0.1	0.5	-	0.5	1.0	0.2	1.1	0.1	0.2	1.7	0.7	1.3
4. 3 or 4 times	0.2	0.4	*	0.3	0.1	0.2	0.3	0.2	0.1	0.2	0.2	-	0.2	-	0.4	4.0
5. 5 or more times	0.7	1.1	0.4	0.8	0.3	0.9	1.4	0.1	0.9	0.5	1.0	0.2	0.4	-	1.4	8.1
<i>Item 6640 Subject S01</i>	<i>N 2608</i>	<i>1193</i>	<i>1296</i>	<i>1718</i>	<i>341</i>	<i>553</i>	<i>701</i>	<i>894</i>	<i>462</i>	<i>1864</i>	<i>533</i>	<i>1147</i>	<i>627</i>	<i>306</i>	<i>398</i>	<i>71</i>
A19N: Damaged school property on purpose																
1. Not at all	84.8	78.8	90.4	84.7	88.3	81.3	85.6	86.5	84.6	86.0	81.3	91.3	86.0	81.5	72.2	52.1
2. Once	7.7	10.3	5.7	8.3	6.0	7.3	7.3	8.7	7.0	7.7	8.9	5.4	7.5	11.1	13.0	10.2
3. Twice	3.1	4.3	1.8	3.3	1.8	4.0	2.4	2.2	4.6	2.8	4.3	0.9	3.6	3.6	7.2	9.5
4. 3 or 4 times	2.2	3.0	1.4	2.1	1.5	4.0	2.3	1.2	1.6	1.8	2.5	1.2	1.5	3.0	3.3	8.9
5. 5 or more times	2.2	3.6	0.6	1.5	2.4	3.4	2.3	1.4	2.2	1.7	3.0	1.2	1.3	0.8	4.4	19.3
<i>Item 6650 Subject B07, S01</i>	<i>N 2600</i>	<i>1189</i>	<i>1294</i>	<i>1716</i>	<i>341</i>	<i>551</i>	<i>699</i>	<i>889</i>	<i>462</i>	<i>1859</i>	<i>533</i>	<i>1145</i>	<i>626</i>	<i>306</i>	<i>395</i>	<i>71</i>
A19O: Damaged property at work on purpose																
1. Not at all	93.3	90.0	96.7	93.2	93.7	92.8	91.6	95.1	93.1	94.7	88.9	97.7	91.9	92.0	87.1	76.4
2. Once	2.8	3.9	1.7	2.8	3.5	3.3	3.4	2.1	2.7	2.2	5.9	1.1	2.7	5.2	4.9	12.6
3. Twice	1.7	2.6	0.8	1.8	1.3	1.7	2.1	1.3	2.1	1.5	2.3	0.6	1.9	2.0	4.1	6.7
4. 3 or 4 times	1.0	1.8	0.3	1.1	1.3	0.8	0.9	0.9	1.6	0.9	1.5	0.2	2.4	0.6	1.6	0.9
5. 5 or more times	1.1	1.7	0.4	1.2	0.3	1.4	1.9	0.6	0.5	0.6	1.5	0.5	1.1	0.3	2.3	3.4
<i>Item 6660 Subject C01, S01</i>	<i>N 2603</i>	<i>1193</i>	<i>1296</i>	<i>1717</i>	<i>341</i>	<i>551</i>	<i>701</i>	<i>890</i>	<i>461</i>	<i>1863</i>	<i>533</i>	<i>1147</i>	<i>626</i>	<i>307</i>	<i>396</i>	<i>71</i>
A19P: Been arrested and taken to a police station																
1. Not at all	90.6	85.7	95.5	91.6	87.3	89.2	90.5	91.5	90.6	92.9	84.3	97.3	90.0	88.0	82.7	53.0
2. Once	5.6	8.2	3.0	4.9	7.2	6.6	5.1	5.2	6.0	4.4	8.8	2.2	6.7	8.3	9.4	14.8
3. Twice	1.9	3.1	0.7	1.9	2.6	1.5	1.3	2.4	2.0	1.6	2.8	0.2	1.6	1.8	4.8	11.9
4. 3 or 4 times	1.1	1.7	0.2	0.7	2.8	1.8	0.9	0.8	0.8	0.7	2.1	0.1	1.1	1.5	1.9	10.6
5. 5 or more times	0.9	1.3	0.5	0.9	-	0.8	2.1	0.1	0.6	0.3	2.0	0.2	0.6	0.5	1.3	9.7
<i>Item 25880 Subject S01</i>	<i>N 2601</i>	<i>1191</i>	<i>1295</i>	<i>1717</i>	<i>339</i>	<i>550</i>	<i>698</i>	<i>891</i>	<i>463</i>	<i>1865</i>	<i>533</i>	<i>1145</i>	<i>626</i>	<i>307</i>	<i>396</i>	<i>71</i>
A20: The next questions are about some things which may have happened TO YOU.																
During the LAST 12 MONTHS, how often . . .																
A20A: Has something of yours (worth under \$50) been stolen?																
1. Not at all	54.0	49.3	57.9	54.8	53.3	53.8	51.4	56.7	53.1	52.9	58.8	60.9	51.2	47.2	48.9	30.4
2. Once	26.8	26.6	27.4	27.6	22.2	28.2	29.9	24.1	25.7	28.0	23.0	24.8	29.3	32.3	26.0	23.5
3. Twice	11.0	13.7	8.6	10.6	12.8	9.6	11.7	10.9	11.6	11.1	10.7	8.5	11.9	13.9	13.4	15.0
4. 3 or 4 times	5.3	6.1	4.4	4.6	8.3	5.8	3.9	6.2	4.9	5.7	2.7	3.7	5.1	5.9	6.3	17.8
5. 5 or more times	3.0	4.3	1.7	2.4	3.3	2.6	3.1	2.1	4.7	2.4	4.8	2.1	2.6	0.7	5.4	13.3
<i>Item 6680 Subject S03</i>	<i>N 2592</i>	<i>1192</i>	<i>1286</i>	<i>1712</i>	<i>339</i>	<i>547</i>	<i>700</i>	<i>886</i>	<i>459</i>	<i>1857</i>	<i>532</i>	<i>1143</i>	<i>623</i>	<i>304</i>	<i>396</i>	<i>71</i>
A20B: Has something of yours (worth over \$50) been stolen?																
1. Not at all	74.2	69.0	78.6	76.4	67.7	75.4	77.9	70.6	73.9	73.8	76.4	79.1	72.5	73.5	69.6	44.2
2. Once	17.2	20.3	14.7	16.6	17.3	16.2	15.9	19.3	16.3	18.2	13.9	14.7	18.9	16.2	19.0	38.4
3. Twice	5.5	7.1	4.2	5.2	6.4	6.4	4.4	5.7	5.8	5.2	5.7	3.9	4.9	7.6	8.1	8.8
4. 3 or 4 times	2.3	2.4	2.1	1.3	6.5	1.6	1.3	3.7	2.3	2.1	2.7	1.8	3.0	2.1	2.2	6.3
5. 5 or more times	0.8	1.1	0.4	0.5	2.1	0.5	0.4	0.7	1.8	0.6	1.2	0.5	0.7	0.6	1.2	2.2
<i>Item 6690 Subject S03</i>	<i>N 2588</i>	<i>1189</i>	<i>1290</i>	<i>1713</i>	<i>339</i>	<i>547</i>	<i>699</i>	<i>884</i>	<i>458</i>	<i>1859</i>	<i>530</i>	<i>1144</i>	<i>624</i>	<i>301</i>	<i>396</i>	<i>71</i>
A20C: Has someone deliberately damaged your property (your car, clothing, etc.)?																
1. Not at all	67.4	59.3	74.6	66.9	73.2	72.1	66.4	67.2	63.5	67.9	66.7	73.2	67.8	58.7	63.6	33.2
2. Once	19.9	24.3	16.3	20.5	15.7	17.2	19.3	20.6	22.8	19.9	20.4	18.3	20.5	24.3	19.3	28.7
3. Twice	8.2	10.4	6.1	8.8	5.8	6.8	8.9	8.4	8.5	8.3	7.6	5.9	8.4	9.3	11.0	17.5
4. 3 or 4 times	3.4	4.6	2.3	2.8	3.6	2.7	4.0	3.3	3.7	3.0	3.6	2.3	2.0	6.5	5.2	10.5
5. 5 or more times	1.1	1.3	0.8	1.0	1.7	1.2	1.4	0.5	1.5	0.9	1.8	0.3	1.4	1.2	0.8	10.1
<i>Item 6700 Subject S03</i>	<i>N 2596</i>	<i>1191</i>	<i>1291</i>	<i>1715</i>	<i>339</i>	<i>549</i>	<i>701</i>	<i>885</i>	<i>461</i>	<i>1861</i>	<i>531</i>	<i>1146</i>	<i>624</i>	<i>304</i>	<i>397</i>	<i>71</i>

*=less than .05 percent.

QUESTIONNAIRE FORM 2 1997	TOTAL	SEX		RACE		REGION				COLLEGE PLANS?		ILLICIT DRUG USE: LIFETIME				
		M	F	White	Black	NE	NC	S	W	Yes	No	None	Mari- juana Only	Few Pills	More Pills	Any Her- oin
<i>N (Weighted No. of Cases):</i>	2638	1204	1304	1726	343	556	706	906	469	1875	537	1152	627	309	402	71
<i>% of Weighted Total:</i>	100.0	45.6	49.4	65.4	13.0	21.1	26.8	34.4	17.8	71.1	20.4	43.7	23.8	11.7	15.2	2.7
A20D: Has someone injured you with a weapon (like a knife, gun, or club)?																
1. Not at all	94.9	92.4	97.8	96.3	91.5	95.0	95.7	95.4	92.5	96.2	93.4	98.4	96.4	93.3	91.4	70.7
2. Once	2.8	3.8	1.7	2.2	4.8	2.6	2.8	2.7	3.4	2.3	3.1	1.2	1.6	3.1	5.6	11.6
3. Twice	1.1	1.8	0.3	0.8	2.4	1.4	0.4	1.2	1.6	1.0	1.1	0.4	1.3	1.4	1.6	7.0
4. 3 or 4 times	0.8	1.4	0.1	0.6	0.5	0.7	1.0	0.5	1.0	0.4	1.7	-	0.5	1.1	1.1	10.7
5. 5 or more times	0.4	0.5	0.1	0.1	0.9	0.3	0.1	0.2	1.5	0.1	0.7	0.1	0.1	1.1	0.4	-
<i>Item 6710 Subject S03</i>	<i>N</i> 2596	1193	1291	1717	337	548	701	885	462	1861	531	1145	624	305	397	71
A20E: Has someone threatened you with a weapon, but not actually injured you?																
1. Not at all	81.8	74.0	89.0	83.9	74.9	83.6	83.1	80.7	79.8	84.0	76.0	88.4	84.3	74.7	74.1	44.5
2. Once	11.1	14.7	7.9	9.8	15.0	9.0	10.9	12.3	11.4	9.3	14.5	8.9	9.0	17.0	12.7	20.3
3. Twice	3.3	5.1	1.7	2.5	6.4	3.1	3.4	2.7	4.5	3.1	4.2	1.8	3.0	4.2	4.7	14.3
4. 3 or 4 times	2.3	3.8	0.8	2.3	2.0	2.7	1.1	2.6	3.2	2.3	2.4	1.0	2.4	2.5	4.8	6.4
5. 5 or more times	1.5	2.4	0.7	1.5	1.7	1.6	1.5	1.8	1.1	1.2	2.9	-	1.3	1.6	3.7	14.6
<i>Item 6720 Subject S03</i>	<i>N</i> 2597	1193	1291	1716	339	548	701	886	462	1861	532	1147	623	305	397	71
A20F: Has someone injured you on purpose without using a weapon?																
1. Not at all	85.4	84.7	86.6	85.5	85.7	84.0	84.1	86.7	86.4	87.8	80.2	91.0	86.0	81.8	77.2	59.0
2. Once	7.8	8.2	7.3	8.0	6.4	7.6	9.8	6.7	7.0	7.0	9.8	6.3	6.1	9.6	11.4	17.7
3. Twice	2.7	3.1	2.2	2.7	2.9	3.8	2.3	2.3	2.8	2.1	3.4	1.0	3.7	4.2	4.5	4.1
4. 3 or 4 times	2.1	1.9	2.1	2.0	2.8	2.7	1.3	2.7	1.3	1.7	3.1	0.8	1.9	3.1	3.2	11.0
5. 5 or more times	2.0	2.1	1.8	1.7	2.2	1.9	2.4	1.5	2.5	1.5	3.4	0.8	2.3	1.3	3.7	8.2
<i>Item 6730 Subject S03</i>	<i>N</i> 2591	1189	1290	1715	339	546	701	885	459	1858	531	1143	623	305	396	71
A20G: Has an unarmed person threatened you with injury, but not actually injured you?																
1. Not at all	71.7	64.3	79.0	70.5	75.7	68.9	71.5	71.4	75.7	71.6	71.2	79.0	69.6	66.1	62.3	50.2
2. Once	13.5	16.6	10.5	14.0	10.6	15.2	12.7	14.8	10.2	14.0	11.9	10.9	15.1	19.0	14.8	8.2
3. Twice	5.3	6.6	4.2	5.1	6.9	6.1	4.7	4.6	6.7	5.9	4.0	4.9	5.3	4.9	5.9	8.9
4. 3 or 4 times	3.8	4.7	2.7	3.7	3.2	3.4	3.6	4.3	3.4	3.3	4.1	1.8	4.8	5.2	5.2	12.3
5. 5 or more times	5.8	7.8	3.6	6.7	3.7	6.5	7.4	4.9	4.1	5.1	8.7	3.4	5.3	4.7	11.8	20.5
<i>Item 6740 Subject S03</i>	<i>N</i> 2593	1192	1288	1713	339	545	701	885	462	1860	529	1145	622	304	397	71
The following questions concern cigarettes, alcohol, and a number of other drugs.																
A21: How difficult do you think it would be for you to get each of the following types of drugs, if you wanted some?																
A21A: Marijuana (pot, grass)																
1. Probably impossible	4.0	3.1	4.1	2.6	6.6	4.2	4.0	3.6	4.5	2.9	6.0	7.1	0.3	0.6	0.6	5.0
2. Very difficult	2.2	3.0	1.4	1.6	2.5	1.4	2.8	2.1	2.7	1.8	3.3	3.4	0.7	1.5	0.9	2.0
3. Fairly difficult	4.2	4.6	3.5	3.9	3.1	1.9	4.6	5.2	4.1	4.0	4.6	7.1	1.9	2.8	0.9	0.8
4. Fairly easy	21.6	19.9	23.8	23.2	16.0	18.6	23.9	21.0	22.7	23.4	19.3	30.7	17.0	21.6	7.7	3.0
5. Very easy	68.0	69.4	67.1	68.7	71.8	73.9	64.7	68.1	65.9	67.9	66.8	51.7	80.1	73.4	89.9	89.2
<i>Item 6750 Subject A03a</i>	<i>N</i> 2582	1186	1286	1706	337	548	697	879	457	1852	531	1139	623	305	397	71
A21B: LSD																
1. Probably impossible	11.8	11.7	11.7	7.3	28.7	8.8	15.0	12.1	10.0	9.8	16.8	16.6	11.3	6.4	3.4	4.8
2. Very difficult	13.2	12.4	13.4	11.7	17.1	8.2	14.7	14.0	15.5	13.0	13.7	15.9	12.1	13.0	8.2	3.7
3. Fairly difficult	24.3	26.3	23.3	24.9	20.7	23.5	25.7	22.2	27.0	25.3	21.8	26.7	27.1	22.5	18.5	7.1
4. Fairly easy	32.8	28.7	37.0	37.1	19.4	37.3	30.2	32.3	32.2	34.8	28.3	30.2	28.7	39.9	42.5	30.6
5. Very easy	17.9	20.9	14.7	19.0	14.1	22.2	14.4	19.4	15.3	17.2	19.5	10.6	20.8	18.1	27.5	53.8
<i>Item 6760 Subject A03a</i>	<i>N</i> 2544	1177	1260	1688	329	542	689	863	450	1823	527	1112	616	304	395	71
A21C: Some other psychedelic (mescaline, peyote, psilocybin, PCP, etc.)																
1. Probably impossible	17.7	16.6	18.8	13.9	36.5	12.7	23.4	17.9	14.7	15.4	24.1	23.4	18.1	10.0	8.3	4.2
2. Very difficult	18.4	18.7	18.4	17.8	17.1	16.7	19.6	18.4	18.5	18.8	15.9	19.8	17.1	22.5	15.1	8.5
3. Fairly difficult	29.9	30.1	29.9	31.9	19.3	30.8	28.8	28.8	33.0	31.6	25.4	27.7	35.1	30.7	30.6	19.4
4. Fairly easy	23.7	22.5	25.3	27.4	13.7	29.6	20.6	24.0	20.7	24.9	22.7	21.8	18.7	28.5	32.0	32.9
5. Very easy	10.2	12.0	7.6	9.0	13.4	10.2	7.6	10.9	13.1	9.3	11.9	7.3	11.0	8.3	14.0	34.9
<i>Item 6770 Subject A03a</i>	<i>N</i> 2517	1176	1234	1668	324	526	686	858	447	1800	524	1096	612	303	390	71

DESCRIPTIVE RESULTS: 1997

109

QUESTIONNAIRE FORM 2 1997	TOTAL	SEX		RACE		REGION				COLLEGE PLANS?		ILLICIT DRUG USE: LIFETIME				
		M	F	White	Black	NE	NC	S	W	Yes	No	None	Mari- juana Only	Few Pills	More Pills	Any Her- oin
<i>N (Weighted No. of Cases):</i> <i>% of Weighted Total:</i>	2638 100.0	1204 45.6	1304 49.4	1726 65.4	343 13.0	556 21.1	706 26.8	906 34.4	469 17.8	1875 71.1	537 20.4	1152 43.7	627 23.8	309 11.7	402 15.2	71 2.7
A21D: Amphetamines (uppers, pep pills, bennies, speed)																
1. Probably impossible	11.4	12.4	10.3	7.2	28.4	9.0	13.7	12.5	8.5	9.4	15.8	17.0	10.8	2.7	3.0	2.8
2. Very difficult	9.7	10.8	8.7	7.8	13.7	8.3	8.5	9.8	13.2	10.1	7.9	11.1	11.1	9.4	4.6	3.5
3. Fairly difficult	19.1	19.4	18.3	18.4	17.8	22.5	17.9	15.0	24.5	18.7	18.9	19.7	20.4	18.9	16.6	10.3
4. Fairly easy	31.2	29.6	33.7	35.9	18.9	32.4	30.2	32.6	28.7	33.2	29.3	30.4	30.2	37.5	33.0	20.0
5. Very easy	28.6	27.8	28.9	30.7	21.2	27.9	29.7	30.1	25.1	28.5	28.0	21.9	27.5	31.6	42.8	63.3
<i>Item 6780 Subject A03a</i>	<i>N 2537</i>	<i>1176</i>	<i>1255</i>	<i>1685</i>	<i>327</i>	<i>539</i>	<i>686</i>	<i>867</i>	<i>446</i>	<i>1821</i>	<i>525</i>	<i>1113</i>	<i>612</i>	<i>304</i>	<i>393</i>	<i>71</i>
A21E: Barbiturates (downers, goofballs, reds, yellows, etc.)																
1. Probably impossible	17.1	16.8	17.1	12.0	38.6	11.7	22.3	17.2	15.4	14.6	24.4	22.1	17.4	11.2	8.0	4.9
2. Very difficult	13.8	14.2	13.3	12.7	14.7	14.6	13.2	13.1	15.2	14.2	10.9	14.5	14.4	13.1	11.2	10.3
3. Fairly difficult	29.1	30.3	28.2	31.7	17.6	33.6	28.4	24.9	33.1	30.2	26.1	25.1	34.1	35.2	31.6	14.5
4. Fairly easy	24.8	23.8	26.4	28.2	15.6	25.2	22.2	27.5	23.5	26.5	21.1	25.4	21.6	25.2	28.9	25.4
5. Very easy	15.1	14.9	15.1	15.5	13.5	14.9	14.0	17.3	12.9	14.4	17.5	12.9	12.4	15.3	20.4	44.8
<i>Item 6790 Subject A03a</i>	<i>N 2520</i>	<i>1174</i>	<i>1239</i>	<i>1668</i>	<i>325</i>	<i>530</i>	<i>685</i>	<i>858</i>	<i>448</i>	<i>1804</i>	<i>523</i>	<i>1104</i>	<i>611</i>	<i>302</i>	<i>388</i>	<i>71</i>
A21F: Tranquilizers																
1. Probably impossible	19.1	19.7	18.7	14.1	39.1	13.4	23.6	19.7	17.8	16.2	26.6	22.3	21.1	14.6	10.8	10.4
2. Very difficult	17.5	19.0	16.1	17.6	16.1	19.3	17.1	17.2	16.7	18.1	16.7	16.9	17.6	22.3	16.5	8.9
3. Fairly difficult	27.9	27.8	28.1	30.4	17.6	27.1	26.9	25.1	35.9	29.2	24.5	26.6	31.7	33.5	26.3	14.1
4. Fairly easy	21.8	20.7	23.2	24.5	13.6	23.7	21.8	23.0	17.4	23.5	17.5	22.6	18.1	17.4	28.8	24.8
5. Very easy	13.6	12.8	13.9	13.4	13.6	16.5	10.5	15.0	12.2	13.0	14.6	11.6	11.6	12.3	17.6	41.9
<i>Item 6800 Subject A03a</i>	<i>N 2521</i>	<i>1172</i>	<i>1243</i>	<i>1673</i>	<i>324</i>	<i>531</i>	<i>685</i>	<i>857</i>	<i>448</i>	<i>1803</i>	<i>525</i>	<i>1102</i>	<i>609</i>	<i>303</i>	<i>392</i>	<i>71</i>
A21G: Cocaine																
1. Probably impossible	14.3	14.4	14.1	12.9	17.7	13.5	18.2	13.0	12.0	13.5	16.2	19.7	12.1	10.5	5.4	4.9
2. Very difficult	16.1	17.4	14.8	17.7	7.9	13.6	15.7	17.9	16.2	17.3	13.4	17.8	18.3	17.4	9.6	1.5
3. Fairly difficult	21.1	22.2	20.9	24.9	10.5	24.5	19.8	20.0	21.3	22.4	18.7	24.1	20.1	19.3	18.7	9.8
4. Fairly easy	25.1	21.6	28.9	25.8	19.1	29.0	23.7	23.5	25.8	25.9	23.3	23.4	24.8	29.7	28.5	25.5
5. Very easy	23.3	24.3	21.3	18.7	44.8	19.4	22.6	25.5	24.8	20.8	28.3	15.0	24.7	23.1	37.8	58.4
<i>Item 6810 Subject A03a</i>	<i>N 2544</i>	<i>1178</i>	<i>1260</i>	<i>1685</i>	<i>331</i>	<i>539</i>	<i>691</i>	<i>865</i>	<i>448</i>	<i>1822</i>	<i>528</i>	<i>1115</i>	<i>616</i>	<i>304</i>	<i>395</i>	<i>71</i>
A21H: Heroin																
1. Probably impossible	20.1	19.2	20.4	18.5	25.0	18.7	23.8	18.2	19.7	18.5	23.9	23.4	19.4	16.6	15.6	6.0
2. Very difficult	21.1	22.1	19.8	22.3	13.9	20.8	21.5	21.7	19.6	22.2	17.0	21.2	21.9	24.6	20.1	0.9
3. Fairly difficult	25.0	25.9	25.5	29.1	13.5	27.2	24.3	23.4	26.7	26.1	24.8	24.8	23.9	27.6	27.0	24.0
4. Fairly easy	20.5	17.7	23.8	20.2	21.0	21.8	18.8	20.6	21.5	20.7	20.7	20.4	19.3	21.1	21.6	32.0
5. Very easy	13.2	15.1	10.5	9.9	26.5	11.4	11.6	16.1	12.6	12.5	13.6	10.2	15.5	10.2	15.6	37.1
<i>Item 6820 Subject A03a</i>	<i>N 2537</i>	<i>1176</i>	<i>1255</i>	<i>1681</i>	<i>330</i>	<i>537</i>	<i>691</i>	<i>861</i>	<i>448</i>	<i>1818</i>	<i>525</i>	<i>1110</i>	<i>615</i>	<i>303</i>	<i>395</i>	<i>71</i>
A21I: Some other narcotic (methadone, opium, codeine, paregoric, etc.)																
1. Probably impossible	17.6	17.4	18.2	13.6	33.5	14.5	22.2	16.5	16.3	15.5	23.3	21.6	19.4	12.9	8.3	5.9
2. Very difficult	18.5	20.5	16.5	18.8	15.5	18.7	18.7	19.3	16.3	19.8	14.9	19.1	19.4	21.9	13.8	8.0
3. Fairly difficult	25.0	24.8	25.5	27.1	14.0	28.0	23.8	21.2	30.9	25.5	24.2	25.7	24.9	29.4	23.2	11.1
4. Fairly easy	22.2	20.2	24.5	24.6	16.0	22.2	19.9	24.8	20.8	23.5	20.1	21.4	19.1	19.2	30.7	31.5
5. Very easy	16.7	17.2	15.3	15.9	21.0	16.6	15.4	18.3	15.7	15.8	17.5	12.1	17.3	16.5	24.0	43.5
<i>Item 6830 Subject A03a</i>	<i>N 2524</i>	<i>1174</i>	<i>1246</i>	<i>1677</i>	<i>328</i>	<i>532</i>	<i>688</i>	<i>860</i>	<i>445</i>	<i>1806</i>	<i>525</i>	<i>1106</i>	<i>610</i>	<i>301</i>	<i>394</i>	<i>71</i>
This section asks about a number of different things.																
D01: During the LAST FOUR WEEKS, on how many days (if any) were you . . .																
D01A: Under the influence of alcohol while you were at school?																
1. None	90.7	87.2	93.7	91.3	91.2	91.7	90.2	91.7	88.5	91.8	86.9	96.4	90.1	88.9	82.3	61.1
2. One day	4.6	6.0	3.5	4.2	4.3	5.4	4.5	3.6	5.7	4.2	5.7	2.5	4.6	5.3	9.0	11.1
3. Two days	2.0	3.4	1.0	1.8	2.7	1.3	2.6	1.7	2.7	1.6	4.0	0.6	1.7	4.2	3.2	10.5
4. 3-5 days	1.8	2.0	1.3	1.8	1.1	0.8	1.5	2.1	2.5	1.6	2.1	0.4	2.8	0.8	3.6	7.8
5. 6-9 days	0.2	0.2	0.2	0.2	0.1	0.1	*	0.4	0.3	0.2	*	0.1	-	0.8	0.1	0.7
6. 10 or more days	0.7	1.1	0.4	0.8	0.5	0.8	1.2	0.6	0.3	0.6	1.2	-	0.9	-	1.8	8.8
<i>Item 25690 Subject A05c</i>	<i>N 2423</i>	<i>1101</i>	<i>1257</i>	<i>1677</i>	<i>294</i>	<i>484</i>	<i>666</i>	<i>827</i>	<i>445</i>	<i>1826</i>	<i>517</i>	<i>1086</i>	<i>581</i>	<i>291</i>	<i>376</i>	<i>68</i>

*=less than .05 percent.

MONITORING THE FUTURE

QUESTIONNAIRE FORM 2 1997	TOTAL	SEX		RACE		REGION				COLLEGE PLANS?		ILLICIT DRUG USE: LIFETIME				
		M	F	White	Black	NE	NC	S	W	Yes	No	None	Mari- juana Only	Few Pills	More Pills	Any Her- oin
<i>N (Weighted No. of Cases):</i>	2638	1204	1304	1726	343	556	706	906	469	1875	537	1152	627	309	402	71
<i>% of Weighted Total:</i>	100.0	45.6	49.4	65.4	13.0	21.1	26.8	34.4	17.8	71.1	20.4	43.7	23.8	11.7	15.2	2.7
D01B: Under the influence of marijuana or some other illegal drug while you were at school?																
1. None	88.3	85.1	91.0	89.0	85.9	82.1	89.3	91.7	86.9	90.5	81.5	100.0	89.9	82.9	66.2	36.7
2. One day	3.4	3.3	3.5	3.4	3.7	6.1	3.3	2.2	3.1	3.0	4.7	-	3.5	7.3	8.6	10.6
3. Two days	2.5	2.9	2.0	2.0	4.2	4.0	2.4	1.7	2.4	1.7	4.4	-	2.4	3.8	6.5	14.0
4. 3-5 days	2.1	2.5	1.8	1.9	3.4	3.0	1.2	1.6	3.3	1.9	3.1	-	2.1	3.4	6.0	8.8
5. 6-9 days	1.1	1.9	0.5	1.2	0.8	1.9	0.5	0.9	1.5	0.8	2.4	-	0.3	0.6	3.0	13.7
6. 10 or more days	2.6	4.2	1.2	2.6	2.0	2.8	3.2	1.9	2.8	2.0	3.9	-	1.7	2.0	9.6	16.2
<i>Item 25700 Subject A05c</i>	<i>N</i> 2422	1101	1256	1672	295	484	664	826	448	1822	520	1084	583	289	374	68
D01C: Smoking cigarettes or using chewing tobacco while you were at school?																
1. None	81.2	76.6	85.7	78.8	89.9	74.9	83.5	83.0	81.5	83.0	75.4	95.8	76.2	78.0	57.5	40.2
2. One day	2.7	3.5	2.0	2.9	1.4	2.9	3.4	2.4	2.3	2.6	3.1	1.3	3.4	4.7	4.2	3.1
3. Two days	2.7	3.4	1.8	2.8	2.5	1.5	2.9	3.3	2.4	2.5	3.4	0.3	4.4	2.3	5.9	11.2
4. 3-5 days	2.8	3.5	2.3	3.3	2.1	5.1	2.2	1.5	3.4	2.3	4.6	0.6	3.6	3.9	6.0	4.2
5. 6-9 days	1.3	1.3	1.3	1.3	1.7	2.1	0.2	0.7	3.1	1.3	1.3	0.4	1.9	1.3	2.3	5.3
6. 10 or more days	9.3	11.7	6.9	11.0	2.4	13.4	7.8	9.1	7.3	8.4	12.1	1.7	10.6	9.8	24.2	36.0
<i>Item 25710 Subject A05c</i>	<i>N</i> 2419	1101	1253	1674	293	482	663	825	448	1820	517	1081	583	289	374	68
D01D: Carrying a weapon such as a gun, knife, or club to school?																
1. None	93.5	89.0	97.4	93.8	93.2	94.7	93.2	93.9	91.6	95.3	87.8	97.1	93.6	93.0	88.4	64.9
2. One day	1.5	2.2	0.8	1.2	2.2	0.6	2.4	1.2	1.6	1.0	3.1	0.5	1.2	2.2	3.0	8.4
3. Two days	0.4	0.8	*	0.4	0.2	0.3	0.8	0.2	0.3	0.2	1.3	0.1	0.2	0.6	0.7	3.3
4. 3-5 days	1.2	1.9	0.5	0.8	3.0	2.0	0.5	0.8	2.1	0.6	2.1	0.4	1.6	0.6	3.0	2.7
5. 6-9 days	0.1	0.2	*	0.1	0.4	-	*	0.3	0.2	0.1	0.3	-	0.4	-	0.4	-
6. 10 or more days	3.4	5.9	1.2	3.6	1.1	2.4	3.1	3.6	4.2	2.8	5.5	2.0	3.1	3.6	4.5	20.7
<i>Item 25720 Subject B07, S01</i>	<i>N</i> 2414	1095	1255	1672	292	484	663	822	445	1822	515	1079	582	291	373	68
D02: During an average school week, about how many times . . .																
D02A: Do your teachers interrupt the class to deal with student misbehavior or goofing off?																
1. Never	15.0	15.5	14.6	13.1	19.7	10.7	17.1	14.3	17.7	13.6	19.7	15.4	14.3	12.8	14.1	14.3
2. Less than once a week	20.8	20.3	20.9	21.5	14.3	21.6	18.6	19.8	25.0	21.9	17.6	22.4	19.8	19.0	21.6	13.0
3. 1-2 times a week	24.6	24.1	25.3	26.0	23.5	26.2	28.6	22.7	20.7	25.2	21.2	25.7	24.0	28.7	21.8	17.4
4. 3-5 times a week	19.2	17.4	20.9	18.7	21.8	19.0	17.1	21.1	18.8	19.7	18.8	18.6	20.9	18.7	20.8	11.7
5. 6-9 times a week	9.2	10.2	8.2	9.4	9.9	10.6	8.6	9.6	7.5	9.3	8.3	7.7	10.7	6.8	10.3	22.9
6. 10-19 times a week	5.1	5.3	4.7	4.8	5.8	6.9	3.5	5.6	4.7	4.9	5.6	4.9	5.6	7.5	2.9	9.2
7. 20 or more	6.1	7.2	5.3	6.4	5.0	5.0	6.4	6.8	5.6	5.4	8.9	5.4	4.8	6.6	8.5	11.6
<i>Item 25730 Subject B04</i>	<i>N</i> 2409	1095	1249	1665	295	476	663	822	448	1816	515	1080	575	289	371	68
D02B: Does misbehavior or goofing off by other students in your class interfere with your own learning?																
1. Never	39.3	45.7	33.9	38.6	45.0	39.5	38.5	40.0	38.8	37.6	45.2	37.0	42.0	33.7	42.1	57.1
2. Less than once a week	20.3	19.3	20.9	21.9	14.5	19.8	23.0	18.5	20.3	21.5	16.5	22.5	16.9	23.0	20.5	4.6
3. 1-2 times a week	17.5	17.5	17.7	17.5	16.8	16.8	18.3	17.0	18.1	17.6	17.3	18.4	19.2	16.7	13.4	15.9
4. 3-5 times a week	11.4	8.5	14.3	11.0	11.4	9.6	10.4	13.0	11.8	11.8	10.2	11.2	11.5	16.1	7.9	12.5
5. 6-9 times a week	5.5	4.4	6.2	5.2	6.8	6.2	5.3	5.5	5.1	5.5	5.3	5.7	5.3	3.8	7.1	4.0
6. 10-19 times a week	2.8	2.1	3.2	2.8	1.8	4.9	1.6	2.4	3.0	2.8	2.1	2.4	2.5	3.8	4.2	1.2
7. 20 or more	3.2	2.6	3.7	3.0	3.7	3.1	2.9	3.7	2.9	3.2	3.4	2.7	2.8	2.9	4.8	4.8
<i>Item 25740 Subject B04</i>	<i>N</i> 2402	1094	1243	1664	293	477	660	820	445	1812	513	1072	574	289	373	67
D02C: Do you come to class late (after class has begun) without an approved excuse?																
1. Never	41.8	36.8	45.5	41.0	54.9	33.3	47.4	46.5	34.2	40.7	44.3	54.8	34.2	30.6	29.2	12.7
2. Less than once a week	28.2	26.7	30.0	28.8	23.9	29.2	24.6	31.7	25.6	29.9	22.7	23.7	33.1	33.7	29.2	29.5
3. 1-2 times a week	14.5	16.9	12.4	14.3	11.2	15.1	15.4	10.8	19.2	13.9	16.2	11.5	15.2	18.1	19.2	16.8
4. 3-5 times a week	9.8	11.4	8.4	10.5	6.7	14.0	7.7	7.1	13.6	10.0	10.2	7.2	12.7	12.1	11.6	10.9
5. 6-9 times a week	2.8	3.9	1.9	2.6	2.0	4.7	2.3	1.6	3.6	2.7	3.0	1.8	2.2	3.5	4.4	9.7
6. 10-19 times a week	1.1	1.6	0.6	0.9	0.9	1.5	1.4	0.6	1.1	1.2	0.5	0.6	1.2	0.3	1.9	7.3
7. 20 or more	1.9	2.7	1.1	1.7	0.5	2.3	1.1	1.7	2.7	1.6	3.1	0.6	1.5	1.7	4.5	13.0
<i>Item 25750 Subject B06</i>	<i>N</i> 2392	1083	1244	1658	291	474	657	818	443	1806	508	1070	571	289	369	68

* = less than .05 percent.

QUESTIONNAIRE FORM 2 1997	TOTAL	SEX		RACE		REGION				COLLEGE PLANS?		ILLICIT DRUG USE: LIFETIME				
		M	F	White	Black	NE	NC	S	W	Yes	No	None	Mari- juana Only	Few Pills	More Pills	Any Her- oin
<i>N (Weighted No. of Cases):</i>	2638	1204	1304	1726	343	556	706	906	469	1875	537	1152	627	309	402	71
<i>% of Weighted Total:</i>	100.0	45.6	49.4	65.4	13.0	21.1	26.8	34.4	17.8	71.1	20.4	43.7	23.8	11.7	15.2	2.7
D03: Do you feel that the rules about student behavior in your school are generally fair and reasonable?																
5. Yes	18.5	20.0	16.9	17.9	18.5	14.0	17.3	20.0	22.4	18.4	19.7	22.6	15.8	17.0	12.0	13.0
4. Yes, mostly	42.3	39.2	46.1	45.1	36.5	45.0	40.4	43.6	39.8	46.0	30.0	48.3	43.0	40.3	30.2	27.4
3. Don't know, can't say	10.3	10.9	9.3	9.3	12.0	10.6	11.2	7.5	13.7	9.4	13.1	8.0	10.9	14.7	11.4	15.8
2. No, mostly	17.2	17.5	17.0	17.8	14.0	17.9	18.8	17.1	14.1	16.6	18.9	13.5	18.5	18.4	24.6	19.8
1. No	11.7	12.4	10.8	9.9	19.0	12.5	12.3	11.8	9.9	9.6	18.3	7.7	11.8	9.6	21.9	23.9
<i>Item 25760 Subject B04, B10</i>	<i>N 2403</i>	<i>1094</i>	<i>1245</i>	<i>1661</i>	<i>295</i>	<i>472</i>	<i>661</i>	<i>823</i>	<i>447</i>	<i>1816</i>	<i>511</i>	<i>1078</i>	<i>574</i>	<i>289</i>	<i>367</i>	<i>68</i>
D04: How satisfied are you with your life as a whole these days?																
1. Completely dissatisfied	3.8	4.3	3.2	2.6	5.3	3.7	5.0	2.6	4.3	2.9	6.5	3.5	3.2	3.2	4.8	3.8
2. Quite dissatisfied	7.6	7.1	7.4	7.3	9.8	7.1	6.5	8.4	8.2	7.6	8.2	7.4	8.4	6.8	7.8	6.7
3. Somewhat dissatisfied	8.4	8.1	8.7	7.8	10.0	8.9	9.4	7.7	7.4	7.5	10.3	8.7	6.7	9.1	9.3	8.5
4. Neither, or mixed feelings	10.6	9.9	11.1	9.8	11.3	12.4	11.7	10.2	7.8	10.1	12.5	8.8	11.1	8.9	15.6	11.6
5. Somewhat satisfied	23.2	21.8	24.2	23.2	21.5	26.6	22.2	21.8	23.3	23.7	21.8	19.7	24.5	32.7	25.1	23.6
6. Quite satisfied	36.3	38.4	35.1	38.3	31.1	34.4	34.9	36.5	39.9	38.1	30.2	38.8	38.1	32.7	29.7	37.8
7. Completely satisfied	10.2	10.3	10.3	11.0	11.0	6.9	10.2	12.8	9.0	10.2	10.5	13.1	8.1	6.7	7.7	7.8
<i>Item 6840 Subject P01, Q01</i>	<i>N 2398</i>	<i>1088</i>	<i>1245</i>	<i>1662</i>	<i>293</i>	<i>472</i>	<i>659</i>	<i>822</i>	<i>445</i>	<i>1809</i>	<i>511</i>	<i>1076</i>	<i>573</i>	<i>288</i>	<i>369</i>	<i>68</i>
D05: These next questions ask you to guess how well you might do in several different situations.																
How good do you think you would be . . .																
D05A: As a husband or wife?																
1. Poor	1.4	1.8	1.0	1.1	2.0	1.0	1.3	1.1	2.5	1.1	2.3	1.0	1.1	1.4	1.4	2.6
2. Not so good	1.9	1.2	2.5	1.9	1.7	3.2	1.1	1.8	2.0	2.0	1.7	1.1	0.9	3.8	4.5	2.5
3. Fairly good	7.4	8.0	6.9	7.4	4.2	5.7	9.1	6.7	8.0	6.9	9.8	5.7	9.8	6.5	9.0	7.3
4. Good	32.5	32.6	32.9	33.1	28.4	32.0	34.3	29.8	35.4	33.2	29.4	33.2	33.4	36.3	27.7	34.0
5. Very good	51.8	51.6	51.7	52.5	55.1	52.4	50.0	55.2	47.6	52.6	49.5	54.3	50.4	46.2	52.1	45.0
8. Don't know	5.0	4.9	5.0	4.1	8.5	5.7	4.3	5.4	4.5	4.3	7.3	4.7	4.3	5.9	5.3	8.6
<i>Item 6850 Subject D01, Q01</i>	<i>N 2393</i>	<i>1083</i>	<i>1245</i>	<i>1654</i>	<i>291</i>	<i>471</i>	<i>658</i>	<i>818</i>	<i>446</i>	<i>1806</i>	<i>506</i>	<i>1076</i>	<i>571</i>	<i>288</i>	<i>367</i>	<i>66</i>
D05B: As a parent?																
1. Poor	2.0	1.7	2.2	2.0	1.9	1.6	1.7	1.8	3.1	1.8	2.7	1.4	1.4	2.8	2.7	4.1
2. Not so good	3.5	2.4	4.4	3.6	2.5	4.3	4.1	3.3	2.1	3.5	3.5	2.8	3.4	3.1	6.4	1.8
3. Fairly good	8.1	8.7	7.5	8.8	4.9	8.0	8.0	7.7	9.1	7.6	10.7	6.7	8.0	11.0	8.5	17.5
4. Good	28.9	30.9	27.8	30.0	18.7	29.1	32.6	26.0	28.5	29.3	25.9	30.3	28.6	30.6	24.5	26.1
5. Very good	52.1	49.9	53.5	51.2	64.9	51.6	47.8	56.9	50.2	53.3	48.8	54.0	53.3	47.2	51.6	39.3
8. Don't know	5.4	6.4	4.5	4.3	7.1	5.5	5.8	4.3	6.9	4.5	8.3	5.0	5.3	5.3	6.3	11.2
<i>Item 6860 Subject D02, Q01</i>	<i>N 2388</i>	<i>1083</i>	<i>1241</i>	<i>1653</i>	<i>290</i>	<i>468</i>	<i>656</i>	<i>819</i>	<i>446</i>	<i>1803</i>	<i>506</i>	<i>1075</i>	<i>569</i>	<i>286</i>	<i>366</i>	<i>68</i>
D05C: As a worker on a job?																
1. Poor	0.6	0.8	0.5	0.3	1.6	-	1.0	0.6	0.9	0.4	1.3	0.6	0.4	-	0.5	-
2. Not so good	0.4	0.6	0.4	0.2	0.7	0.3	-	0.9	0.5	0.4	0.5	0.1	0.6	0.4	1.3	0.9
3. Fairly good	4.0	3.8	4.2	4.3	2.7	4.5	3.9	4.0	3.6	4.0	4.6	3.0	4.5	4.7	5.2	6.4
4. Good	28.2	29.9	27.2	28.8	21.5	29.2	28.6	28.1	26.7	28.7	25.1	27.5	29.6	29.8	28.4	21.3
5. Very good	65.0	62.4	66.8	65.1	71.9	65.0	64.6	65.2	65.3	65.1	66.0	67.0	63.1	63.8	63.3	66.7
8. Don't know	1.7	2.5	0.9	1.3	1.6	0.9	2.0	1.2	3.0	1.4	2.6	1.7	1.7	1.4	1.3	4.8
<i>Item 6870 Subject C03, Q01</i>	<i>N 2390</i>	<i>1086</i>	<i>1242</i>	<i>1655</i>	<i>290</i>	<i>469</i>	<i>656</i>	<i>821</i>	<i>445</i>	<i>1805</i>	<i>507</i>	<i>1075</i>	<i>571</i>	<i>285</i>	<i>367</i>	<i>67</i>
D06: How much do you agree or disagree with each of the following statements?																
D06A: There is too much competition in this society																
1. Disagree	7.4	11.7	3.8	6.4	12.8	7.7	6.3	8.4	7.2	7.1	8.0	7.2	9.4	5.9	6.4	7.4
2. Mostly disagree	9.3	12.7	6.6	9.3	8.9	8.1	8.5	11.2	8.2	10.3	5.5	10.5	10.4	5.4	6.3	14.0
3. Neither	19.4	22.8	16.4	21.4	14.6	18.0	20.5	19.0	19.7	19.3	19.4	17.7	17.8	21.2	24.4	20.5
4. Mostly agree	36.1	31.4	40.7	37.8	24.8	38.7	35.3	34.2	38.0	37.1	33.4	38.1	36.4	38.9	31.5	22.0
5. Agree	27.8	21.4	32.6	25.1	38.9	27.5	29.3	27.3	26.8	26.2	33.6	26.6	26.1	28.5	31.3	36.1
<i>Item 7010 Subject Q08</i>	<i>N 2356</i>	<i>1073</i>	<i>1220</i>	<i>1636</i>	<i>284</i>	<i>459</i>	<i>646</i>	<i>811</i>	<i>440</i>	<i>1779</i>	<i>496</i>	<i>1055</i>	<i>557</i>	<i>288</i>	<i>367</i>	<i>66</i>

QUESTIONNAIRE FORM 2 1997	TOTAL	SEX		RACE		REGION				COLLEGE PLANS?		ILLICIT DRUG USE: LIFETIME				
		M	F	White	Black	NE	NC	S	W	Yes	No	None	Mari- juana Only	Few Pills	More Pills	Any Her- oin
<i>N (Weighted No. of Cases):</i>	2638	1204	1304	1726	343	556	706	906	469	1875	537	1152	627	309	402	71
<i>% of Weighted Total:</i>	100.0	45.6	49.4	65.4	13.0	21.1	26.8	34.4	17.8	71.1	20.4	43.7	23.8	11.7	15.2	2.7
D06B: Too many young people are sloppy about their grooming and clothing, and just don't care how they look																
1. Disagree	10.0	11.9	8.2	9.5	12.8	9.9	9.2	10.3	10.7	9.5	11.5	9.0	9.5	9.3	12.3	18.6
2. Mostly disagree	18.0	18.3	18.0	17.4	16.6	20.0	17.4	15.5	21.6	19.0	12.4	16.5	17.2	22.9	18.6	23.0
3. Neither	25.7	25.8	25.5	27.0	17.2	27.8	29.0	20.2	28.6	25.2	27.7	23.5	28.7	24.9	28.8	25.9
4. Mostly agree	28.0	27.9	28.6	29.2	23.8	26.8	28.2	30.0	25.4	29.2	26.0	31.5	27.0	25.3	25.0	14.6
5. Agree	18.3	16.1	19.7	17.0	29.5	15.5	16.2	23.9	13.8	17.1	22.4	19.6	17.6	17.6	15.3	17.9
<i>Item 7020 Subject Q08</i>	<i>N</i> 2358	1072	1222	1639	282	459	646	813	441	1783	495	1059	556	286	366	66
D06C: There is too much hard rock music on the radio these days																
1. Disagree	33.4	38.9	28.6	38.4	15.5	39.1	34.6	32.5	27.3	32.8	36.6	26.5	35.3	35.9	44.0	60.1
2. Mostly disagree	18.9	16.1	21.7	20.6	14.4	21.2	17.9	19.6	16.8	20.6	12.6	20.5	19.0	18.9	16.1	12.2
3. Neither	31.0	28.9	33.1	28.4	37.9	26.5	31.6	30.9	35.3	32.0	26.9	33.2	30.5	30.8	27.8	22.5
4. Mostly agree	7.8	7.1	8.4	7.0	10.1	5.3	8.4	8.1	9.0	7.1	10.5	9.7	5.8	5.8	7.1	2.7
5. Agree	8.8	9.1	8.2	5.6	22.0	7.9	7.5	8.9	11.7	7.6	13.4	10.0	9.5	8.5	5.0	2.6
<i>Item 7030 Subject Q08</i>	<i>N</i> 2352	1070	1217	1637	281	457	645	811	438	1778	494	1057	555	285	365	65
D06D: People should do their own thing, even if other people think it's strange																
1. Disagree	3.3	4.4	2.0	3.1	4.0	1.5	4.2	3.4	3.4	2.8	4.8	3.2	3.4	3.8	1.6	4.7
2. Mostly disagree	4.0	4.7	3.5	4.2	3.6	2.4	4.8	4.7	3.1	4.0	2.9	4.4	4.2	3.2	3.2	4.0
3. Neither	12.7	15.6	9.9	12.6	8.8	10.5	13.4	11.1	17.0	11.5	18.4	14.4	12.0	9.3	11.4	5.6
4. Mostly agree	32.3	32.0	33.3	32.7	26.1	29.6	32.9	32.9	33.2	34.8	24.5	35.1	32.1	31.0	29.0	17.2
5. Agree	47.7	43.3	51.3	47.5	57.6	56.0	44.6	47.9	43.4	46.9	49.4	42.9	48.3	52.7	54.8	68.6
<i>Item 7040 Subject Q08</i>	<i>N</i> 2342	1062	1217	1628	280	456	640	808	439	1774	488	1050	555	284	363	65
D06E: I get a real kick out of doing things that are a little dangerous																
1. Disagree	14.6	9.5	19.0	11.2	37.0	10.3	16.0	17.8	11.3	14.5	14.4	19.8	11.6	11.1	8.0	2.2
2. Mostly disagree	13.9	10.5	16.7	13.7	13.1	13.1	13.6	14.3	14.5	14.8	11.6	15.6	16.2	13.9	8.1	1.9
3. Neither	26.8	26.9	26.5	26.8	22.6	29.9	25.9	25.2	27.9	27.5	24.7	29.9	29.4	18.5	21.0	18.7
4. Mostly agree	29.1	31.7	27.8	31.9	18.2	30.2	30.3	27.0	29.9	28.8	29.0	22.8	28.9	37.2	40.7	37.3
5. Agree	15.6	21.3	9.9	16.3	9.1	16.4	14.2	15.7	16.4	14.4	20.4	11.9	13.9	19.3	22.2	40.0
<i>Item 7050 Subject Q04</i>	<i>N</i> 2337	1060	1214	1629	279	453	640	809	436	1772	487	1049	553	284	363	65
D06F: I like to test myself every now and then by doing something a little risky																
1. Disagree	14.4	10.0	18.1	11.0	36.1	11.0	13.7	18.4	11.5	14.1	15.5	19.7	12.6	10.4	5.6	4.4
2. Mostly disagree	11.6	8.7	14.1	10.8	10.3	11.6	12.0	11.6	11.0	12.4	8.0	14.2	12.1	9.0	7.4	3.3
3. Neither	23.2	23.3	23.3	24.1	17.6	24.8	25.1	20.5	23.9	21.9	26.4	23.3	25.7	20.0	22.4	21.2
4. Mostly agree	33.5	35.3	32.5	36.1	22.5	35.9	34.3	30.9	34.9	34.6	31.3	30.3	33.2	36.3	40.5	38.5
5. Agree	17.3	22.7	12.0	18.0	13.5	16.6	14.9	18.8	18.7	17.0	18.9	12.6	16.5	24.3	24.1	32.6
<i>Item 7060 Subject Q04</i>	<i>N</i> 2338	1063	1211	1628	279	452	640	809	437	1769	490	1049	553	282	364	65
D06G: I take a positive attitude toward myself																
1. Disagree	3.7	4.0	3.4	3.4	3.0	3.5	4.5	3.6	3.1	3.0	6.4	3.0	3.5	2.4	5.3	9.8
2. Mostly disagree	7.0	5.6	8.1	7.2	4.2	9.1	7.9	5.7	6.0	6.4	8.6	6.3	7.2	6.0	9.1	11.9
3. Neither	12.5	12.4	12.8	14.0	5.6	13.7	15.2	9.7	12.7	11.0	18.6	9.9	12.6	17.2	15.6	15.8
4. Mostly agree	38.6	37.2	40.5	42.4	22.1	40.4	37.2	39.1	37.9	40.5	31.8	40.4	38.2	40.9	36.1	29.1
5. Agree	38.1	40.8	35.2	33.0	64.9	33.2	35.2	41.9	40.3	39.2	34.6	40.4	38.6	33.6	34.0	33.4
<i>Item 12550 Subject Q01</i>	<i>N</i> 2339	1061	1214	1628	281	453	642	807	437	1771	492	1049	552	285	363	65
D06H: I feel I am a person of worth, on an equal plane with others																
1. Disagree	2.5	3.1	2.0	2.0	3.5	2.2	3.7	2.3	1.7	1.7	5.6	1.8	2.0	2.0	3.5	5.8
2. Mostly disagree	4.6	4.4	4.9	4.9	1.7	5.2	5.3	4.0	4.2	4.3	5.7	3.7	4.3	3.9	7.7	4.5
3. Neither	10.1	9.4	10.4	10.7	7.1	10.6	12.1	8.8	8.8	7.5	18.0	7.1	11.4	10.0	15.5	14.7
4. Mostly agree	33.6	34.2	33.5	35.7	19.8	35.8	32.2	32.0	36.5	34.3	31.3	34.5	34.6	36.4	30.4	28.8
5. Agree	49.2	48.9	49.2	46.6	67.9	46.2	46.8	52.9	48.7	52.2	39.4	52.9	47.7	47.6	42.9	46.2
<i>Item 12570 Subject Q01</i>	<i>N</i> 2335	1059	1213	1628	280	453	640	807	435	1767	491	1050	551	282	362	65

QUESTIONNAIRE FORM 2 1997	TOTAL	SEX		RACE		REGION				COLLEGE PLANS?		ILLICIT DRUG USE: LIFETIME				
		M	F	White	Black	NE	NC	S	W	Yes	No	None	Mari- juana Only	Few Pills	More Pills	Any Her- oin
<i>N (Weighted No. of Cases):</i>	2638	1204	1304	1726	343	556	706	906	469	1875	537	1152	627	309	402	71
<i>% of Weighted Total:</i>	100.0	45.6	49.4	65.4	13.0	21.1	26.8	34.4	17.8	71.1	20.4	43.7	23.8	11.7	15.2	2.7
D06I: I am able to do things as well as most other people																
1. Disagree	1.6	1.9	1.3	1.2	3.0	1.1	2.4	1.2	1.6	0.8	4.4	1.2	1.6	1.3	1.5	4.9
2. Mostly disagree	2.6	2.9	2.1	2.4	1.7	4.5	2.3	2.3	1.4	2.5	2.3	1.3	3.0	2.5	4.5	5.9
3. Neither	7.8	7.9	7.4	8.6	4.2	8.0	8.7	7.7	6.6	6.0	13.8	6.7	8.4	7.1	10.8	5.1
4. Mostly agree	37.3	34.8	40.0	40.0	22.0	40.2	39.1	33.8	38.0	37.3	37.0	37.2	34.9	42.9	38.9	33.9
5. Agree	50.7	52.5	49.1	47.7	69.1	46.2	47.4	55.0	52.4	53.4	42.5	53.6	52.1	46.2	44.3	50.2
<i>Item 12580 Subject Q01</i>	<i>N</i> 2327	1056	1209	1623	276	449	639	806	433	1760	490	1048	549	278	363	65
D06J: On the whole, I'm satisfied with myself																
1. Disagree	3.4	3.8	3.0	3.0	4.0	2.7	4.8	3.1	2.6	2.8	5.4	2.3	3.4	3.2	5.5	6.2
2. Mostly disagree	6.6	6.1	6.7	6.6	5.8	9.3	6.5	6.6	3.7	5.9	7.5	6.5	6.5	4.9	8.3	9.1
3. Neither	10.0	9.4	10.4	10.6	6.5	9.8	11.1	8.8	10.8	8.1	16.4	7.7	10.0	11.7	14.3	9.5
4. Mostly agree	35.4	32.6	38.2	36.2	26.3	36.7	37.3	33.0	35.5	36.4	34.0	35.2	34.5	41.1	34.0	35.4
5. Agree	44.7	48.1	41.6	43.6	57.3	41.4	40.3	48.4	47.5	46.8	36.7	48.3	45.6	39.2	37.8	39.8
<i>Item 12620 Subject P01, Q01</i>	<i>N</i> 2329	1053	1211	1624	275	449	640	805	434	1760	490	1049	548	281	362	63
D06K: I feel I do not have much to be proud of																
1. Disagree	45.8	47.4	44.7	46.1	57.2	45.7	41.6	50.5	43.5	49.0	34.5	49.2	47.0	42.4	41.3	24.1
2. Mostly disagree	25.9	24.4	27.8	27.8	14.7	30.7	26.8	23.4	24.1	26.8	23.7	25.3	24.3	29.1	27.1	29.6
3. Neither	12.7	12.0	13.1	12.8	9.3	12.2	13.7	11.5	13.9	10.9	19.0	11.6	12.8	12.5	13.0	22.5
4. Mostly agree	9.3	9.5	9.0	8.3	8.6	7.4	10.5	8.7	10.7	7.9	13.3	8.8	7.9	10.1	12.2	13.4
5. Agree	6.3	6.8	5.4	5.0	10.3	4.0	7.4	5.9	7.8	5.4	9.5	5.1	8.0	5.9	6.4	10.4
<i>Item 12660 Subject Q01</i>	<i>N</i> 2322	1049	1209	1621	276	449	634	803	436	1758	487	1045	549	279	362	65
D06L: Sometimes I think that I am no good at all																
1. Disagree	44.4	49.2	40.4	43.2	56.1	42.0	42.2	49.9	39.9	46.5	37.8	48.5	45.8	37.8	36.4	40.2
2. Mostly disagree	20.9	20.2	21.7	22.3	14.9	24.5	20.1	19.5	20.8	21.9	15.5	19.7	22.6	20.7	22.7	22.2
3. Neither	15.9	14.1	17.4	16.7	10.3	14.6	18.4	13.7	17.5	14.6	19.8	14.9	13.8	22.7	15.7	19.9
4. Mostly agree	12.4	10.9	13.7	12.2	9.9	10.8	13.2	11.9	13.7	11.1	17.6	12.5	10.0	12.7	16.1	8.2
5. Agree	6.4	5.7	6.8	5.6	8.9	8.1	6.1	5.0	8.0	5.8	9.3	4.4	7.8	6.1	9.1	9.5
<i>Item 12680 Subject Q01</i>	<i>N</i> 2317	1047	1207	1617	273	447	636	801	433	1757	482	1041	546	279	361	65
D06M: I feel that I can't do anything right																
1. Disagree	53.0	56.5	49.8	52.8	60.8	53.5	48.3	57.6	51.1	56.2	41.4	56.0	53.7	50.5	46.1	41.4
2. Mostly disagree	22.5	20.5	24.9	23.9	16.4	25.2	22.9	20.9	22.1	23.5	19.3	21.6	23.0	22.2	23.9	33.8
3. Neither	14.2	14.0	13.9	13.7	11.0	12.5	17.5	11.6	15.7	11.7	22.2	13.2	13.1	15.1	16.7	16.5
4. Mostly agree	6.9	5.6	8.1	6.9	5.5	5.8	7.7	6.9	6.8	5.8	11.1	6.4	5.6	8.8	10.1	2.2
5. Agree	3.4	3.5	3.4	2.7	6.4	3.1	3.6	3.0	4.3	2.8	6.0	2.8	4.6	3.5	3.2	6.1
<i>Item 12720 Subject Q01</i>	<i>N</i> 2317	1044	1209	1617	277	446	637	801	433	1753	485	1040	544	282	361	65
D06N: I feel that my life is not very useful																
1. Disagree	60.5	60.6	60.1	61.3	68.3	59.3	58.2	64.8	57.3	63.6	49.6	65.3	62.3	53.8	51.8	46.3
2. Mostly disagree	18.4	18.3	18.8	18.6	11.9	21.7	17.8	18.0	16.7	19.2	15.4	18.1	15.6	20.1	21.7	23.7
3. Neither	11.6	11.0	11.9	11.4	8.8	11.4	12.0	9.8	14.8	9.8	18.0	9.7	12.6	13.6	13.2	13.2
4. Mostly agree	5.7	5.7	6.0	5.7	4.8	4.8	7.5	4.6	6.1	4.6	10.3	4.9	5.0	7.1	8.4	5.1
5. Agree	3.7	4.5	3.1	3.0	6.1	2.7	4.6	2.8	5.1	2.8	6.8	1.9	4.5	5.4	4.9	11.7
<i>Item 12750 Subject Q01</i>	<i>N</i> 2312	1046	1205	1615	276	442	637	802	431	1754	481	1042	544	279	358	65
D07: How many of your friends would you estimate . . .																
D07A: Smoke cigarettes?																
1. None	10.1	9.1	11.1	6.0	26.1	8.1	11.1	8.3	14.0	10.1	10.0	15.2	5.9	6.7	2.8	5.4
2. A few	25.5	24.6	26.1	22.4	36.6	24.0	23.8	23.9	32.7	27.6	19.0	33.7	23.8	21.4	11.8	7.3
3. Some	30.0	33.8	27.5	32.0	23.9	26.1	26.9	36.1	27.3	30.9	26.7	33.0	31.9	29.6	21.5	18.6
4. Most	30.4	28.2	31.5	35.4	9.8	37.1	33.8	28.3	22.4	28.7	35.8	16.3	34.9	39.0	54.2	53.7
5. All	4.0	4.3	3.8	4.3	3.6	4.7	4.5	3.4	3.6	2.6	8.4	1.7	3.5	3.4	9.6	15.0
<i>Item 7070 Subject A02a</i>	<i>N</i> 2319	1044	1211	1614	275	445	638	801	434	1753	485	1041	547	284	358	64

MONITORING THE FUTURE

QUESTIONNAIRE FORM 2 1997	TOTAL	SEX		RACE		REGION				COLLEGE PLANS?		ILLICIT DRUG USE: LIFETIME				
		M	F	White	Black	NE	NC	S	W	Yes	No	None	Mari- juana Only	Few Pills	More Pills	Any Her- oin
<i>N (Weighted No. of Cases):</i>	2638	1204	1304	1726	343	556	706	906	469	1875	537	1152	627	309	402	71
<i>% of Weighted Total:</i>	100.0	45.6	49.4	65.4	13.0	21.1	26.8	34.4	17.8	71.1	20.4	43.7	23.8	11.7	15.2	2.7
D07B: Smoke marijuana (pot, grass) or hashish?																
1. None	18.6	17.2	19.6	16.7	23.0	12.8	23.4	17.6	19.2	18.3	19.7	33.2	5.5	10.4	3.5	5.4
2. A few	28.8	29.9	28.0	30.9	25.3	25.7	30.5	32.4	23.1	31.0	21.6	39.2	24.2	23.0	14.9	14.7
3. Some	30.1	30.3	30.3	32.3	23.5	33.8	26.3	32.8	26.8	30.8	27.8	21.1	44.4	34.1	32.1	26.0
4. Most	18.6	18.3	18.5	16.8	21.1	23.4	15.5	15.1	24.9	17.4	22.9	5.9	22.8	30.3	38.6	29.5
5. All	3.9	4.2	3.6	3.3	7.1	4.3	4.4	2.0	6.0	2.5	8.0	0.7	3.1	2.1	11.0	24.5
<i>Item 7080 Subject A02a</i>	<i>N 2317</i>	<i>1045</i>	<i>1208</i>	<i>1616</i>	<i>275</i>	<i>445</i>	<i>638</i>	<i>800</i>	<i>434</i>	<i>1751</i>	<i>487</i>	<i>1039</i>	<i>547</i>	<i>284</i>	<i>362</i>	<i>64</i>
D07C: Take LSD?																
1. None	63.5	62.7	63.8	58.8	92.0	51.6	70.6	64.6	63.1	63.5	63.1	79.8	64.9	52.8	30.5	12.2
2. A few	22.8	23.3	22.7	26.4	5.1	25.6	20.4	22.8	23.3	24.4	18.3	16.1	27.3	29.2	29.6	33.7
3. Some	10.0	10.3	9.8	11.1	0.9	16.8	5.9	10.3	8.6	9.0	12.4	3.6	6.6	14.2	26.4	31.1
4. Most	2.5	2.9	2.2	2.7	0.6	4.7	2.1	1.7	2.5	2.1	4.4	0.3	0.6	3.7	9.2	12.2
5. All	1.2	0.7	1.5	1.0	1.5	1.3	1.0	0.6	2.5	0.9	1.9	0.2	0.6	-	4.3	10.9
<i>Item 7090 Subject A02a</i>	<i>N 2310</i>	<i>1044</i>	<i>1202</i>	<i>1611</i>	<i>275</i>	<i>445</i>	<i>636</i>	<i>799</i>	<i>430</i>	<i>1743</i>	<i>486</i>	<i>1037</i>	<i>543</i>	<i>284</i>	<i>362</i>	<i>64</i>
D07D: Take other psychedelics (mescaline, peyote, PCP, etc.)?																
1. None	73.7	71.9	75.1	70.7	93.6	64.5	80.3	74.8	71.3	74.4	71.6	86.3	79.8	65.3	42.3	26.0
2. A few	18.2	19.2	17.7	21.0	3.6	23.9	14.5	17.9	18.4	18.6	16.6	11.2	15.9	25.3	33.9	35.6
3. Some	5.5	6.4	4.7	5.6	0.9	8.9	2.7	5.6	6.0	4.9	7.1	2.2	3.2	7.2	15.6	16.0
4. Most	1.5	1.6	1.4	1.7	0.4	2.0	1.5	1.0	1.6	1.3	2.4	0.3	0.6	1.8	4.8	8.2
5. All	1.1	1.0	1.2	1.0	1.5	0.7	0.9	0.7	2.6	0.8	2.3	*	0.5	0.4	3.5	14.2
<i>Item 7100 Subject A02a</i>	<i>N 2307</i>	<i>1042</i>	<i>1201</i>	<i>1608</i>	<i>275</i>	<i>443</i>	<i>637</i>	<i>800</i>	<i>427</i>	<i>1740</i>	<i>485</i>	<i>1033</i>	<i>544</i>	<i>283</i>	<i>362</i>	<i>64</i>
D07E: Take amphetamines (uppers, pep pills, bennies, speed)?																
1. None	67.3	67.3	66.8	63.5	89.7	61.4	71.4	67.2	67.5	68.7	63.4	80.5	72.3	56.8	35.9	26.3
2. A few	23.2	23.6	23.4	26.9	6.2	27.5	20.7	24.1	20.9	23.2	23.6	15.7	22.1	34.2	37.7	33.0
3. Some	7.1	6.9	7.2	7.4	2.2	8.8	6.0	6.6	7.9	6.3	9.2	3.4	4.5	6.4	19.3	23.3
4. Most	1.6	1.6	1.6	1.4	0.4	2.0	1.5	1.3	1.7	1.2	2.4	0.4	0.6	2.5	5.0	5.5
5. All	0.8	0.6	1.0	0.7	1.5	0.3	0.3	0.8	2.0	0.7	1.4	*	0.5	-	2.1	11.9
<i>Item 7110 Subject A02a</i>	<i>N 2307</i>	<i>1042</i>	<i>1201</i>	<i>1611</i>	<i>274</i>	<i>441</i>	<i>636</i>	<i>800</i>	<i>429</i>	<i>1741</i>	<i>486</i>	<i>1034</i>	<i>543</i>	<i>284</i>	<i>361</i>	<i>64</i>
D07F: Take quaaludes (quads, methaqualone)?																
1. None	83.9	83.0	84.5	82.2	94.2	78.0	87.5	83.8	84.7	84.8	81.1	89.7	91.1	76.2	69.6	39.6
2. A few	11.6	12.4	10.9	12.9	3.4	16.7	9.0	11.0	11.1	11.6	11.2	8.3	6.4	19.0	20.8	27.2
3. Some	3.5	3.6	3.4	4.0	0.5	4.2	2.3	4.5	2.6	2.7	6.0	1.8	1.6	3.4	9.0	15.4
4. Most	0.6	0.6	0.6	0.5	0.4	1.1	0.9	0.1	0.3	0.5	0.9	0.2	0.5	1.4	0.5	4.9
5. All	0.5	0.4	0.6	0.4	1.5	0.1	0.2	0.5	1.3	0.4	0.9	*	0.5	-	0.2	12.9
<i>Item 7120 Subject A02a</i>	<i>N 2300</i>	<i>1039</i>	<i>1197</i>	<i>1604</i>	<i>275</i>	<i>438</i>	<i>637</i>	<i>795</i>	<i>430</i>	<i>1735</i>	<i>485</i>	<i>1032</i>	<i>542</i>	<i>283</i>	<i>360</i>	<i>64</i>
D07G: Take barbiturates (downers, goofballs, reds, yellows, etc.)?																
1. None	79.6	78.0	80.5	76.8	94.2	73.7	82.5	78.2	84.2	80.9	75.4	86.9	87.6	71.5	60.7	29.2
2. A few	15.2	16.9	14.0	17.5	3.2	18.5	13.8	16.6	11.2	14.9	16.2	11.0	9.9	24.9	24.7	36.9
3. Some	4.1	4.2	4.2	4.5	1.6	6.6	2.7	4.0	3.5	3.3	6.4	1.9	1.9	2.6	12.0	19.9
4. Most	0.6	0.7	0.5	0.7	-	1.1	0.8	0.4	0.1	0.5	1.0	0.1	0.1	1.0	1.9	3.4
5. All	0.5	0.3	0.8	0.5	0.9	0.1	0.2	0.8	0.9	0.4	0.9	*	0.5	-	0.6	10.6
<i>Item 7130 Subject A02a</i>	<i>N 2296</i>	<i>1037</i>	<i>1193</i>	<i>1604</i>	<i>275</i>	<i>439</i>	<i>634</i>	<i>794</i>	<i>428</i>	<i>1730</i>	<i>485</i>	<i>1030</i>	<i>543</i>	<i>280</i>	<i>358</i>	<i>64</i>
D07H: Take tranquilizers?																
1. None	82.1	81.9	81.9	80.5	95.0	76.1	85.3	81.4	84.6	83.1	79.8	89.3	90.1	76.2	62.2	28.5
2. A few	13.2	13.4	13.4	14.5	3.3	15.3	11.6	14.0	12.1	12.8	13.9	8.4	8.0	21.0	25.4	37.2
3. Some	3.9	3.6	4.1	4.0	1.7	8.0	2.1	3.8	2.5	3.5	4.7	1.9	1.7	2.6	11.3	19.7
4. Most	0.4	0.6	0.2	0.5	-	0.5	0.6	0.2	0.3	0.3	0.7	0.3	0.1	0.3	1.0	1.6
5. All	0.4	0.5	0.4	0.5	-	0.1	0.5	0.6	0.5	0.3	0.9	*	0.1	-	0.2	12.9
<i>Item 7140 Subject A02a</i>	<i>N 2299</i>	<i>1039</i>	<i>1195</i>	<i>1609</i>	<i>275</i>	<i>438</i>	<i>635</i>	<i>799</i>	<i>427</i>	<i>1735</i>	<i>483</i>	<i>1031</i>	<i>543</i>	<i>280</i>	<i>359</i>	<i>64</i>

* = less than .05 percent.

QUESTIONNAIRE FORM 2 1997	TOTAL	SEX		RACE		REGION				COLLEGE PLANS?		ILLCIT DRUG USE: LIFETIME				
		M	F	White	Black	NE	NC	S	W	Yes	No	None	Mari- juana Only	Few Pills	More Pills	Any Her- oin
<i>N (Weighted No. of Cases):</i>	2638	1204	1304	1726	343	556	706	906	469	1875	537	1152	627	309	402	71
<i>% of Weighted Total:</i>	100.0	45.6	49.4	65.4	13.0	21.1	26.8	34.4	17.8	71.1	20.4	43.7	23.8	11.7	15.2	2.7
D07I: Take cocaine?																
1. None	71.5	72.1	71.0	70.9	84.4	66.5	74.7	74.2	67.0	73.1	67.4	84.8	74.7	61.3	44.6	21.0
2. A few	20.3	18.9	21.2	21.5	10.8	23.8	17.3	18.9	23.7	20.4	19.9	12.1	19.6	31.3	33.0	41.5
3. Some	6.3	6.6	6.1	5.8	4.1	8.7	5.6	5.1	6.8	5.0	9.5	2.8	5.0	5.4	15.7	22.4
4. Most	1.5	1.8	1.2	1.4	0.2	0.7	1.9	1.2	2.0	1.2	2.2	0.2	0.5	2.0	5.9	2.8
5. All	0.5	0.5	0.5	0.5	0.4	0.3	0.5	0.6	0.5	0.4	1.1	-	0.2	-	0.7	12.3
<i>Item 7150 Subject A02a</i>	<i>N</i> 2303	1037	1200	1608	275	439	635	796	432	1736	485	1031	545	281	361	64
D07J: Take heroin?																
1. None	84.4	84.4	84.2	84.1	91.3	81.2	86.4	84.5	84.5	85.2	81.8	89.1	88.3	81.8	74.8	39.3
2. A few	12.1	11.5	12.6	13.0	5.5	14.8	10.4	12.6	11.1	12.1	13.3	9.2	9.0	16.0	18.7	32.6
3. Some	2.7	3.1	2.4	2.2	2.8	3.6	2.2	2.3	3.0	2.2	3.2	1.7	2.2	1.7	4.4	17.9
4. Most	0.5	0.5	0.5	0.4	0.4	-	0.6	0.4	1.0	0.4	0.9	0.1	0.5	0.4	1.5	2.0
5. All	0.3	0.4	0.2	0.2	-	0.4	0.5	0.2	0.4	0.1	0.8	-	-	-	0.6	8.3
<i>Item 7160 Subject A02a</i>	<i>N</i> 2292	1036	1191	1604	273	437	633	795	428	1728	483	1026	541	281	358	64
D07K: Take other narcotics (methadone, opium, codeine, paregoric, etc.)?																
1. None	77.8	76.8	78.3	75.7	89.6	71.4	80.5	77.7	80.6	79.6	73.3	87.6	85.8	73.2	48.6	30.1
2. A few	15.6	16.3	14.9	17.7	6.6	18.5	14.3	16.2	13.3	14.8	17.8	10.5	10.8	21.3	31.3	27.4
3. Some	5.3	5.3	5.6	5.4	2.7	9.3	3.3	5.1	4.5	4.7	6.4	1.7	2.2	5.2	16.1	30.1
4. Most	0.9	1.1	0.8	0.7	0.9	0.9	1.5	0.2	1.3	0.5	1.8	0.2	1.2	0.2	3.1	1.3
5. All	0.5	0.6	0.4	0.5	0.2	-	0.5	0.8	0.4	0.4	0.8	-	-	-	1.0	11.0
<i>Item 7170 Subject A02a</i>	<i>N</i> 2296	1037	1194	1606	274	438	635	794	428	1730	485	1030	540	281	359	64
D07L: Use inhalants (sniff glue, aerosols, laughing gas, etc.)?																
1. None	72.6	71.3	73.3	69.2	89.4	66.8	72.5	73.2	77.9	72.9	71.7	80.8	74.3	63.3	57.6	45.5
2. A few	19.3	20.6	18.3	22.2	6.7	21.7	20.6	19.8	13.9	19.8	17.3	16.3	16.1	27.8	25.8	25.1
3. Some	6.1	6.5	6.1	6.5	3.0	8.1	5.3	5.6	6.3	5.6	8.5	2.3	8.4	7.9	10.3	19.9
4. Most	1.4	1.0	1.8	1.6	-	3.3	1.1	0.7	1.0	1.3	1.5	0.6	0.8	1.0	4.7	2.9
5. All	0.5	0.6	0.5	0.5	0.9	-	0.5	0.7	0.9	0.4	1.1	-	0.5	-	1.6	6.6
<i>Item 7180 Subject A02a</i>	<i>N</i> 2296	1035	1196	1606	273	437	633	798	428	1730	485	1028	541	280	361	64
D07M: Drink alcoholic beverages (liquor, beer, wine)?																
1. None	9.3	9.8	8.5	6.2	19.9	7.0	8.9	9.3	12.0	7.9	13.4	14.1	6.5	3.3	3.3	6.9
2. A few	10.2	8.4	11.6	7.8	20.5	8.5	12.2	9.5	10.4	10.2	10.1	16.5	5.5	6.4	2.9	4.3
3. Some	19.6	19.7	19.8	19.3	22.7	20.2	19.5	20.4	17.9	21.1	15.6	25.8	17.6	16.4	9.7	10.5
4. Most	39.0	38.9	39.5	42.4	26.2	38.8	39.4	40.0	36.9	39.9	35.2	34.1	46.2	47.2	37.7	34.6
5. All	21.8	23.2	20.5	24.2	10.7	25.5	20.0	20.8	22.8	20.8	25.6	9.4	24.2	26.7	46.4	43.7
<i>Item 7190 Subject A02a</i>	<i>N</i> 2305	1039	1200	1612	274	439	636	798	432	1738	485	1033	544	281	361	64
D07N: Get drunk at least once a week?																
1. None	17.6	15.9	18.8	13.9	33.5	14.4	17.1	19.2	18.8	17.6	18.3	27.1	12.1	10.2	5.7	6.9
2. A few	24.0	22.6	25.2	23.6	23.8	26.0	24.9	21.8	24.8	24.6	21.5	30.8	20.4	18.0	16.3	13.3
3. Some	27.5	29.4	26.1	29.2	22.8	27.9	27.1	28.3	25.9	28.1	24.8	25.5	30.2	32.2	24.8	34.9
4. Most	22.6	22.2	23.2	24.0	15.4	23.8	23.1	21.9	21.9	22.7	22.8	13.2	29.2	29.8	33.9	24.0
5. All	8.3	9.8	6.7	9.3	4.6	7.9	7.8	8.7	8.7	7.0	12.5	3.4	8.1	9.7	19.2	20.9
<i>Item 7200 Subject A02a</i>	<i>N</i> 2302	1037	1199	1609	273	439	634	797	432	1736	483	1032	546	280	361	62
Lately there has been some attention paid to certain drugs, including "crack" (cocaine in chunks or rocks).																
E01: How many of your friends would you estimate . . .																
E01A: Take "crack" cocaine?																
1. None	77.8	80.1	75.2	78.0	89.8	73.8	80.8	80.7	71.8	80.4	70.4	86.5	81.2	70.6	61.1	36.0
2. A few	17.5	15.2	19.9	17.9	6.8	21.7	14.8	14.8	22.3	16.7	19.3	10.9	16.7	25.9	28.2	37.0
3. Some	3.6	3.2	4.1	3.5	1.5	3.9	3.4	3.3	4.2	2.1	7.8	2.3	1.3	2.7	8.4	13.7
4. Most	0.6	0.9	0.3	0.3	0.6	0.4	0.5	0.6	0.8	0.3	1.5	0.2	-	0.9	1.3	5.8
5. All	0.6	0.6	0.5	0.3	1.4	0.2	0.5	0.6	1.0	0.5	0.9	*	0.8	-	0.9	7.4
<i>Item 7151 Subject A02a</i>	<i>N</i> 2295	1035	1193	1607	273	437	632	797	428	1730	483	1026	541	281	363	64

MONITORING THE FUTURE

QUESTIONNAIRE FORM 2 1997	TOTAL	SEX		RACE		REGION				COLLEGE PLANS?		ILLICIT DRUG USE: LIFETIME				
		M	F	White	Black	NE	NC	S	W	Yes	No	None	Mari- juana Only	Few Pills	More Pills	Any Her- oin
<i>N (Weighted No. of Cases):</i>	2638	1204	1304	1726	343	556	706	906	469	1875	537	1152	627	309	402	71
<i>% of Weighted Total:</i>	100.0	45.6	49.4	65.4	13.0	21.1	26.8	34.4	17.8	71.1	20.4	43.7	23.8	11.7	15.2	2.7
E01B: Take PCP (angel dust, crystal, peace pill, killer weed, supergrass, crystal cyclone)?																
1. None	80.3	80.9	79.2	79.5	90.3	72.5	85.2	82.0	77.6	81.7	76.3	89.1	85.2	74.0	60.8	34.0
2. A few	14.6	14.6	14.8	15.8	7.0	20.5	11.9	13.1	15.3	14.0	16.1	9.0	12.6	21.5	24.1	37.9
3. Some	3.7	2.8	4.7	3.6	0.8	5.2	2.2	3.6	4.7	3.1	5.8	1.7	1.0	3.4	11.1	18.3
4. Most	1.0	1.2	0.9	0.7	1.9	1.7	0.5	0.9	1.4	0.8	1.4	0.2	1.1	1.0	3.0	3.6
5. All	0.4	0.4	0.4	0.4	0.1	0.1	0.2	0.4	1.0	0.4	0.5	*	0.2	0.1	1.1	6.1
<i>Item 7201 Subject A02a</i>	<i>N</i> 2286	1031	1188	1603	273	434	632	795	425	1723	481	1022	537	281	361	64
E01C: Take amyl or butyl nitrites (poppers, snappers, Locker Room, Vaporole, Rush, Kick, Bullet)?																
1. None	88.1	88.3	87.6	87.2	95.0	84.1	90.8	87.9	88.4	89.1	84.7	92.5	93.5	84.5	76.5	54.6
2. A few	9.6	9.7	9.6	10.4	3.3	13.6	7.7	9.3	9.1	8.9	11.9	5.8	5.5	14.9	19.6	24.8
3. Some	1.6	1.0	2.2	1.7	0.8	2.2	0.8	1.9	1.5	1.4	2.3	1.5	0.4	0.3	2.6	10.9
4. Most	0.3	0.3	0.3	0.2	0.9	-	0.3	0.2	0.9	0.3	0.3	0.2	0.5	0.4	0.2	1.3
5. All	0.4	0.8	0.2	0.5	-	0.1	0.5	0.7	0.2	0.3	0.8	*	0.1	-	1.1	8.4
<i>Item 7202 Subject A02a</i>	<i>N</i> 2284	1032	1186	1601	273	432	632	797	424	1723	479	1021	538	279	361	64
E02: How much do you think people risk harming themselves (physically or in other ways) if they . . .																
E02A: Try cocaine in powder form once or twice																
1. No risk	7.9	8.7	6.9	6.7	11.9	8.1	10.6	5.1	8.8	5.2	15.5	5.7	6.5	5.8	12.8	25.3
2. Slight risk	15.3	14.3	16.8	16.2	5.8	18.7	14.0	11.6	21.0	15.0	15.9	11.7	11.7	18.0	26.8	31.1
3. Moderate risk	21.7	20.5	22.6	22.3	15.5	22.2	23.0	20.6	21.4	23.2	16.7	19.7	22.2	31.6	21.4	14.8
4. Great risk	51.4	52.1	51.0	50.7	65.0	48.7	48.7	58.4	45.2	53.3	46.7	58.7	54.2	44.3	37.2	27.5
5. Can't say, drug unfamiliar	3.6	4.5	2.7	4.1	1.8	2.3	3.7	4.3	3.5	3.2	5.2	4.2	5.4	0.2	1.8	1.3
<i>Item 12501 Subject A14a</i>	<i>N</i> 2276	1029	1183	1595	270	431	626	794	424	1715	478	1023	535	275	360	61
E02B: Take cocaine powder occasionally																
1. No risk	4.9	5.6	4.1	3.6	10.2	2.3	8.7	3.3	4.9	2.8	11.4	4.7	4.4	2.1	4.7	20.1
2. Slight risk	4.9	5.2	4.4	5.4	1.1	6.7	3.8	4.1	5.9	3.7	8.4	2.9	3.6	6.0	9.7	15.8
3. Moderate risk	18.8	17.1	20.9	20.3	10.1	23.5	17.4	15.1	23.0	18.8	18.1	16.4	16.3	23.0	24.8	25.7
4. Great risk	67.7	67.6	67.7	66.5	76.0	65.2	66.2	72.9	62.7	71.6	55.8	71.8	70.9	67.8	58.3	34.5
5. Can't say, drug unfamiliar	3.8	4.5	2.8	4.2	2.6	2.3	3.9	4.6	3.6	3.1	6.3	4.2	4.8	1.1	2.4	4.0
<i>Item 12502 Subject A14a</i>	<i>N</i> 2277	1031	1182	1594	272	432	625	795	424	1716	479	1023	538	275	361	60
E02C: Take cocaine powder regularly																
1. No risk	4.8	5.7	4.0	3.5	9.9	2.2	8.6	3.7	4.0	2.9	10.5	4.9	4.2	1.8	5.1	13.2
2. Slight risk	1.2	1.4	1.0	1.2	0.7	1.8	1.1	0.9	1.4	0.7	2.1	0.1	0.8	1.6	3.3	9.7
3. Moderate risk	4.0	5.0	3.1	4.0	1.9	4.5	3.6	3.4	5.4	3.1	6.9	2.9	3.6	4.8	6.1	11.9
4. Great risk	86.0	83.1	89.1	87.1	84.9	89.2	82.3	87.5	85.4	90.2	73.7	87.8	86.4	90.7	82.7	61.3
5. Can't say, drug unfamiliar	3.9	4.8	2.8	4.3	2.6	2.3	4.4	4.5	3.7	3.1	6.8	4.3	5.0	1.1	2.9	3.9
<i>Item 12503 Subject A14a</i>	<i>N</i> 2277	1031	1181	1595	271	432	625	797	424	1716	479	1023	538	275	358	61
E02D: Try "crack" cocaine once or twice																
1. No risk	7.1	7.5	6.6	6.1	10.6	6.4	10.0	5.2	7.2	4.6	14.3	5.9	5.5	5.8	10.4	21.9
2. Slight risk	15.0	13.6	16.8	15.1	8.2	16.5	14.7	11.7	20.1	14.8	14.9	11.8	13.3	20.7	21.1	26.1
3. Moderate risk	19.8	19.5	20.4	20.1	16.6	23.1	20.8	17.1	20.0	20.8	16.8	20.7	17.7	24.6	17.5	17.2
4. Great risk	54.0	55.0	52.7	54.1	62.7	50.7	50.4	61.6	48.5	56.2	47.9	57.3	58.2	47.4	47.9	33.5
5. Can't say, drug unfamiliar	4.1	4.4	3.5	4.6	1.8	3.4	4.2	4.4	4.2	3.6	6.1	4.4	5.3	1.6	3.1	1.3
<i>Item 12504 Subject A14a</i>	<i>N</i> 2274	1029	1181	1594	272	431	624	795	424	1713	480	1023	538	272	358	61
E02E: Take "crack" cocaine occasionally																
1. No risk	4.8	5.6	4.1	3.6	9.9	2.4	8.5	3.8	4.0	2.8	10.8	4.5	4.3	3.4	4.2	18.2
2. Slight risk	2.8	2.9	2.5	2.7	1.1	4.4	2.7	1.9	3.2	2.1	5.3	2.0	2.5	3.1	4.6	9.0
3. Moderate risk	17.8	15.6	20.5	18.7	11.8	18.9	17.1	15.6	22.1	17.5	17.8	16.2	16.4	22.6	21.7	12.1
4. Great risk	70.3	71.1	69.4	70.2	74.8	71.3	66.8	74.3	67.1	74.0	59.6	72.9	72.2	68.5	65.4	59.4
5. Can't say, drug unfamiliar	4.2	4.8	3.4	4.8	2.3	3.0	5.0	4.4	3.8	3.6	6.4	4.4	4.6	2.5	4.1	1.3
<i>Item 12505 Subject A14a</i>	<i>N</i> 2271	1031	1177	1589	272	430	625	793	424	1712	477	1021	535	275	358	61

* = less than .05 percent.

QUESTIONNAIRE FORM 2 1997	TOTAL	SEX		RACE		REGION				COLLEGE PLANS?		ILLICIT DRUG USE: LIFETIME				
		M	F	White	Black	NE	NC	S	W	Yes	No	None	Mari- juana Only	Few Pills	More Pills	Any Her- oin
<i>N (Weighted No. of Cases):</i>	2638	1204	1304	1726	343	556	706	906	469	1875	537	1152	627	309	402	71
<i>% of Weighted Total:</i>	100.0	45.6	49.4	65.4	13.0	21.1	26.8	34.4	17.8	71.1	20.4	43.7	23.8	11.7	15.2	2.7
E02F: Take "crack" cocaine regularly																
1. No risk	4.8	6.0	3.7	3.3	9.9	1.9	8.8	3.5	4.5	2.7	11.0	4.6	4.4	3.0	4.7	15.1
2. Slight risk	1.1	1.3	1.1	0.8	1.5	2.6	0.9	0.5	1.2	0.6	1.5	0.3	0.4	0.9	3.5	8.4
3. Moderate risk	3.5	3.6	3.1	3.2	2.7	5.3	1.8	3.2	4.6	2.7	6.1	2.2	4.4	3.1	4.9	5.8
4. Great risk	86.2	84.0	88.5	87.7	83.8	87.3	83.0	88.2	85.9	90.3	74.3	88.3	85.9	90.5	83.1	69.4
5. Can't say, drug unfamiliar	4.4	5.1	3.5	5.0	2.2	2.9	5.5	4.6	3.9	3.7	7.0	4.7	4.9	2.5	3.8	1.4
<i>Item 12506 Subject A14a</i>	<i>N</i> 2271	1029	1178	1592	270	428	624	795	424	1711	478	1020	537	273	359	60
E02G: Try PCP once or twice																
1. No risk	7.5	8.1	6.7	6.5	10.6	6.1	10.4	5.8	7.7	5.3	14.4	5.4	6.2	3.9	12.6	32.9
2. Slight risk	14.2	13.2	15.3	14.7	5.7	18.8	13.7	10.9	16.1	13.9	14.3	10.9	12.2	19.2	22.1	18.5
3. Moderate risk	21.7	20.4	23.2	22.5	13.4	24.0	20.8	20.4	23.2	22.5	19.1	19.9	21.3	30.1	22.2	20.8
4. Great risk	48.8	50.1	47.2	48.1	63.1	43.6	47.3	54.5	45.6	50.8	43.7	54.7	52.1	41.0	37.8	22.9
5. Can't say, drug unfamiliar	7.9	8.3	7.5	8.2	7.1	7.5	7.9	8.4	7.4	7.5	8.5	9.0	8.3	5.8	5.3	4.9
<i>Item 12415 Subject A14a</i>	<i>N</i> 2271	1026	1180	1593	267	431	626	793	421	1712	476	1022	537	273	360	61
E02H: Try crystal meth ("ice")																
1. No risk	6.4	6.6	6.2	5.3	10.0	4.1	9.3	5.0	7.2	4.2	13.0	5.1	5.7	4.2	8.9	24.9
2. Slight risk	10.7	10.5	11.3	11.3	6.2	15.7	10.6	6.9	13.0	10.1	11.0	6.4	8.4	11.8	22.3	27.4
3. Moderate risk	18.6	17.0	20.4	19.3	9.7	20.2	19.1	17.2	19.0	20.0	14.8	17.3	19.0	27.4	16.2	16.6
4. Great risk	54.4	55.8	52.9	53.9	64.7	50.7	51.1	60.0	52.9	56.2	50.6	59.4	57.5	48.6	46.2	24.8
5. Can't say, drug unfamiliar	9.8	10.2	9.3	10.2	9.3	9.3	9.9	10.9	8.0	9.5	10.7	11.8	9.3	7.9	6.3	6.3
<i>Item 24420 Subject A14a</i>	<i>N</i> 2273	1027	1181	1593	269	430	625	795	424	1712	478	1021	536	275	359	61
E03: On how many occasions (if any) have you used "crack" cocaine?																
E03A: . . . in your lifetime?																
1. 0 occasions	95.6	94.3	96.6	95.6	99.2	93.7	96.1	96.2	95.8	96.3	92.8	100.0	100.0	92.9	86.6	49.2
2. 1-2	2.9	4.0	2.0	3.1	0.1	4.1	2.2	3.1	2.4	2.5	5.0	-	-	6.8	8.3	28.2
3. 3-5	0.4	0.2	0.5	0.1	-	0.5	-	0.3	0.9	0.4	0.4	-	-	-	1.8	3.1
4. 6-9	0.2	0.1	0.3	0.2	-	0.6	0.3	-	0.1	0.3	-	-	-	-	0.8	2.7
5. 10-19	0.3	0.5	0.1	0.3	0.4	1.1	0.2	-	0.2	0.3	0.3	-	-	-	0.7	6.6
6. 20-39	0.1	0.1	0.2	0.1	-	-	*	0.2	0.1	*	0.4	-	-	-	0.7	0.3
7. 40 or more	0.5	0.8	0.3	0.5	0.4	-	1.3	0.1	0.5	0.3	1.1	-	-	0.4	1.1	9.8
<i>Item 22260 Subject A01a</i>	<i>N</i> 2240	1004	1173	1574	262	424	618	777	420	1699	462	1009	531	270	351	63
E03B: . . . during the last 12 months?																
1. 0 occasions	97.5	96.4	98.3	97.5	99.3	97.5	97.1	98.0	97.2	98.0	95.7	100.0	100.0	97.1	92.6	64.3
2. 1-2	1.7	2.6	0.9	1.7	0.4	1.8	1.9	1.5	1.5	1.6	2.2	-	-	2.6	4.7	22.8
3. 3-5	0.2	0.1	0.3	*	-	0.3	-	0.1	0.7	0.1	0.6	-	-	-	1.1	1.5
4. 6-9	0.1	0.2	-	0.1	-	0.2	0.2	-	0.2	0.1	0.1	-	-	-	0.2	2.6
5. 10-19	0.2	0.3	0.1	0.3	-	0.2	0.2	0.2	0.1	0.1	0.4	-	-	-	1.1	1.7
6. 20-39	0.1	0.1	0.1	0.1	-	-	0.3	0.1	-	*	0.4	-	-	-	-	3.6
7. 40 or more	0.2	0.2	0.2	0.2	0.4	-	0.4	0.1	0.3	0.1	0.5	-	-	0.4	0.3	3.5
<i>Item 22270 Subject A01b</i>	<i>N</i> 2252	1008	1177	1580	265	422	625	785	421	1704	466	1017	538	270	349	63
E03C: . . . during the last 30 days?																
1. 0 occasions	98.9	98.3	99.3	98.9	99.3	99.7	97.7	99.3	99.2	99.5	96.9	100.0	100.0	98.3	96.5	87.3
2. 1-2	0.6	1.0	0.3	0.5	0.4	0.3	1.2	0.3	0.5	0.3	1.9	-	-	1.3	2.2	3.1
3. 3-5	0.2	0.3	0.1	0.2	-	-	0.4	0.1	0.2	0.1	*	-	-	-	0.6	2.9
4. 6-9	0.1	0.1	0.1	0.1	-	-	-	0.2	0.1	*	0.4	-	-	-	0.7	-
5. 10-19	0.1	-	0.1	0.1	-	-	0.2	-	-	-	0.3	-	-	-	-	2.3
6. 20-39	*	0.1	*	0.1	-	-	*	0.1	-	*	-	-	-	-	-	1.3
7. 40 or more	0.1	0.2	0.1	0.1	0.4	-	0.4	0.1	-	*	0.5	-	-	0.4	-	3.1
<i>Item 22280 Subject A01c</i>	<i>N</i> 2254	1010	1177	1583	265	422	626	785	421	1704	468	1016	537	271	352	63
E04: On how many occasions (if any) have you used PCP?																
E04A: . . . in your lifetime?																
1. 0 occasions	96.4	95.7	96.8	95.8	99.2	92.0	98.1	96.6	97.7	96.3	96.0	100.0	100.0	97.2	88.8	44.4
2. 1-2	2.1	2.2	2.0	2.3	0.4	5.5	0.3	2.0	1.4	2.4	1.4	-	-	2.0	7.6	23.5
3. 3-5	0.4	0.4	0.4	0.4	-	0.7	*	0.5	0.3	0.3	0.6	-	-	-	1.0	7.9
4. 6-9	0.3	0.4	0.2	0.3	-	0.1	0.3	0.4	0.1	0.3	-	-	-	-	1.1	3.5
5. 10-19	0.4	0.6	0.2	0.4	-	0.9	0.5	-	0.4	0.2	1.0	-	-	0.4	1.0	5.5
6. 20-39	0.2	0.2	0.2	0.3	-	-	0.2	0.4	-	0.3	-	-	-	-	0.4	5.2
7. 40 or more	0.4	0.5	0.2	0.4	0.4	0.8	0.6	0.1	-	0.2	1.0	-	-	0.4	0.2	10.1
<i>Item 1181 Subject A01a</i>	<i>N</i> 2242	1007	1173	1573	260	428	613	780	421	1698	462	1004	534	276	350	63

* = less than .05 percent.

QUESTIONNAIRE FORM 2 1997	TOTAL	SEX		RACE		REGION				COLLEGE PLANS?		ILLICIT DRUG USE: LIFETIME					
		M	F	White	Black	NE	NC	S	W	Yes	No	None	Mari- juana Only	Few Pills	More Pills	Any Her- oin	
<i>N (Weighted No. of Cases):</i>	2638	1204	1304	1726	343	556	706	906	469	1875	537	1152	627	309	402	71	
<i>% of Weighted Total:</i>	100.0	45.6	49.4	65.4	13.0	21.1	26.8	34.4	17.8	71.1	20.4	43.7	23.8	11.7	15.2	2.7	
E04B: . . . during the last 12 months?																	
1. 0 occasions	97.8	97.2	98.2	97.3	99.6	94.3	98.7	98.3	99.0	97.9	96.8	100.0	100.0	99.1	93.0	63.3	
2. 1-2	1.6	2.0	1.3	1.9	-	4.7	0.6	1.2	0.6	1.6	1.6	-	-	0.5	6.3	19.5	
3. 3-5	0.1	0.2	*	0.1	-	0.1	*	0.1	0.4	*	0.5	-	-	-	0.5	1.8	
4. 6-9	0.1	0.2	0.1	0.2	-	0.7	-	0.1	-	0.2	-	-	-	-	-	5.3	
5. 10-19	*	0.1	-	*	-	0.1	-	0.1	-	*	0.1	-	-	-	0.1	1.0	
6. 20-39	0.2	0.1	0.3	0.3	-	0.1	0.2	0.4	-	0.2	0.4	-	-	-	0.2	6.7	
7. 40 or more	0.1	0.1	0.1	0.1	0.4	-	0.4	-	-	-	0.5	-	-	0.4	-	2.4	
<i>Item 1182 Subject A01b</i>	<i>N</i>	2253	1013	1176	1577	265	427	623	781	422	1703	466	1012	538	275	350	63
E04C: . . . during the last 30 days?																	
1. 0 occasions	99.3	99.1	99.4	99.3	99.6	98.3	99.4	99.6	99.6	99.5	98.3	100.0	100.0	99.1	98.5	87.3	
2. 1-2	0.4	0.5	0.3	0.4	-	1.4	-	0.2	0.2	0.3	0.7	-	-	0.5	1.2	4.7	
3. 3-5	0.1	0.1	0.1	0.1	-	0.2	-	-	0.1	0.1	-	-	-	-	0.2	1.3	
4. 6-9	*	0.1	-	*	-	0.1	-	0.1	-	*	0.1	-	-	-	0.1	1.0	
5. 10-19	0.1	0.1	0.1	0.1	-	-	0.2	0.1	-	*	0.3	-	-	-	-	3.3	
6. 20-39	-	-	-	-	-	-	-	-	-	-	-	-	-	-	-	-	
7. 40 or more	0.1	0.1	0.1	0.1	0.4	-	0.4	-	-	-	0.5	-	-	0.4	-	2.4	
<i>Item 1183 Subject A01c</i>	<i>N</i>	2253	1010	1177	1578	262	428	619	784	423	1704	463	1012	535	275	353	63
E05: On how many occasions (if any) have you used amyl or butyl nitrites?																	
E05A: . . . in your lifetime?																	
1. 0 occasions	98.0	96.9	98.9	98.2	98.5	96.6	98.7	98.8	97.1	98.6	96.7	100.0	100.0	98.4	95.1	68.3	
2. 1-2	0.6	1.1	0.2	0.7	-	1.5	0.4	0.4	0.4	0.6	0.6	-	-	0.5	1.8	9.6	
3. 3-5	0.4	0.9	0.1	0.5	-	1.2	0.2	0.1	0.7	0.5	0.4	-	-	0.4	1.6	4.8	
4. 6-9	0.1	0.1	0.1	*	-	0.4	-	0.1	-	*	-	-	-	-	0.6	-	
5. 10-19	0.3	0.3	0.2	0.2	0.9	-	-	0.3	0.8	*	1.1	-	-	-	0.5	2.4	
6. 20-39	0.2	0.4	-	*	0.6	-	-	-	1.0	*	0.3	-	-	0.7	-	3.5	
7. 40 or more	0.4	0.4	0.4	0.4	-	0.4	0.7	0.4	-	0.3	0.9	-	-	-	0.4	11.4	
<i>Item 1184 Subject A01a</i>	<i>N</i>	2250	1014	1173	1576	267	426	621	779	424	1699	470	1007	533	274	355	63
E05B: . . . during the last 12 months?																	
1. 0 occasions	98.8	98.2	99.2	99.0	98.5	98.5	99.3	99.0	98.0	99.3	97.6	100.0	100.0	99.3	97.8	76.5	
2. 1-2	0.3	0.6	*	0.4	-	0.8	-	0.3	0.2	0.4	-	-	-	-	0.7	6.1	
3. 3-5	0.1	0.1	0.1	0.1	-	-	-	0.3	-	*	0.4	-	-	-	0.7	-	
4. 6-9	0.4	0.6	0.3	*	0.9	0.7	0.2	0.1	1.1	0.1	0.8	-	-	0.7	0.8	3.4	
5. 10-19	0.3	0.3	0.2	0.2	0.6	-	-	0.4	0.7	0.2	0.5	-	-	-	-	9.4	
6. 20-39	0.1	-	0.1	0.1	-	-	0.2	-	-	-	0.3	-	-	-	-	2.3	
7. 40 or more	0.1	0.1	-	0.1	-	-	0.2	-	-	-	0.3	-	-	-	-	2.3	
<i>Item 1185 Subject A01b</i>	<i>N</i>	2264	1020	1176	1583	269	427	623	789	426	1707	473	1014	536	274	358	63
E05C: . . . during the last 30 days?																	
1. 0 occasions	99.3	99.1	99.4	99.6	98.5	99.3	99.5	99.6	98.4	99.7	98.5	100.0	100.0	99.3	99.6	84.1	
2. 1-2	0.1	0.1	0.2	0.2	-	-	-	0.4	-	0.2	-	-	-	-	-	4.4	
3. 3-5	0.2	0.2	0.3	-	-	0.7	-	-	0.5	0.1	-	-	-	0.7	0.4	2.4	
4. 6-9	0.2	0.4	-	-	1.5	-	-	-	1.0	-	0.9	-	-	-	-	2.5	
5. 10-19	0.1	0.1	0.2	0.2	-	-	0.2	0.1	0.1	0.1	0.3	-	-	-	-	4.2	
6. 20-39	-	-	-	-	-	-	-	-	-	-	-	-	-	-	-	-	
7. 40 or more	0.1	0.1	-	0.1	-	-	0.2	-	-	-	0.3	-	-	-	-	2.3	
<i>Item 1186 Subject A01c</i>	<i>N</i>	2264	1020	1176	1582	269	427	625	787	426	1708	473	1016	535	274	358	63
E06: Steroids, or anabolic steroids, are sometimes prescribed by doctors to promote healing from certain types of injuries. Some athletes, and others, have used them to try to increase muscle development. On how many occasions (if any) have you taken steroids on your own—that is, without a doctor telling you to take them . . .																	

DESCRIPTIVE RESULTS: 1997

119

QUESTIONNAIRE FORM 2 1997	TOTAL	SEX		RACE		REGION				COLLEGE PLANS?		ILLICIT DRUG USE: LIFETIME					
		M	F	White	Black	NE	NC	S	W	Yes	No	None	Mari- juana Only	Few Pills	More Pills	Any Her- oin	
<i>N (Weighted No. of Cases):</i>	2638	1204	1304	1726	343	556	706	906	469	1875	537	1152	627	309	402	71	
<i>% of Weighted Total:</i>	100.0	45.6	49.4	65.4	13.0	21.1	26.8	34.4	17.8	71.1	20.4	43.7	23.8	11.7	15.2	2.7	
E06A: . . . in your lifetime?																	
1. 0 occasions	98.3	97.4	99.2	98.2	98.7	98.1	98.4	98.7	97.8	98.7	97.4	100.0	100.0	95.7	95.8	82.3	
2. 1-2	1.0	1.7	0.4	1.1	0.6	1.6	0.5	1.0	1.2	0.7	1.6	-	-	2.9	2.8	8.1	
3. 3-5	0.1	0.1	-	0.1	-	-	-	0.1	0.2	0.1	-	-	-	0.3	-	1.1	
4. 6-9	0.1	0.1	0.1	*	0.3	-	0.1	-	0.4	0.2	-	-	-	0.3	0.5	-	
5. 10-19	*	0.1	-	*	-	-	-	-	0.2	*	-	-	-	-	-	1.1	
6. 20-39	*	0.1	-	-	-	-	-	-	0.2	-	0.2	-	-	-	-	1.6	
7. 40 or more	0.4	0.5	0.3	0.5	0.4	0.3	1.0	0.2	-	0.3	0.8	-	-	0.8	0.9	5.9	
<i>Item 22690 Subject A01a</i>	<i>N</i>	<i>2254</i>	<i>1013</i>	<i>1172</i>	<i>1575</i>	<i>267</i>	<i>428</i>	<i>620</i>	<i>786</i>	<i>420</i>	<i>1705</i>	<i>466</i>	<i>1011</i>	<i>535</i>	<i>274</i>	<i>354</i>	<i>60</i>
E06B: . . . during the last 12 months?																	
1. 0 occasions	99.0	98.4	99.6	99.1	98.7	98.9	98.6	99.7	98.6	99.2	98.8	100.0	100.0	97.0	97.9	89.8	
2. 1-2	0.5	0.9	0.1	0.3	0.9	0.8	0.4	0.1	1.1	0.5	0.1	-	-	2.2	1.2	1.7	
3. 3-5	*	0.1	-	*	-	-	-	-	0.1	*	-	-	-	-	-	1.1	
4. 6-9	-	-	-	-	-	-	-	-	-	-	-	-	-	-	-	-	
5. 10-19	-	-	-	-	-	-	-	-	-	-	-	-	-	-	-	-	
6. 20-39	0.1	0.2	0.1	0.1	-	-	0.2	0.1	0.2	*	0.5	-	-	-	-	5.0	
7. 40 or more	0.3	0.5	0.2	0.4	0.4	0.3	0.8	0.1	-	0.3	0.5	-	-	0.8	0.9	2.5	
<i>Item 22700 Subject A01b</i>	<i>N</i>	<i>2258</i>	<i>1015</i>	<i>1175</i>	<i>1579</i>	<i>267</i>	<i>429</i>	<i>621</i>	<i>787</i>	<i>421</i>	<i>1706</i>	<i>468</i>	<i>1014</i>	<i>535</i>	<i>275</i>	<i>353</i>	<i>60</i>
E06C: . . . during the last 30 days?																	
1. 0 occasions	99.4	99.0	99.8	99.4	100.0	99.5	99.2	99.8	99.0	99.6	99.1	100.0	100.0	98.6	98.8	91.5	
2. 1-2	0.2	0.4	-	0.1	-	0.2	-	-	0.8	0.1	0.1	-	-	0.9	0.2	1.1	
3. 3-5	*	0.1	-	-	-	-	-	-	0.2	-	0.2	-	-	-	-	1.6	
4. 6-9	-	-	-	-	-	-	-	-	-	-	-	-	-	-	-	-	
5. 10-19	0.1	0.1	0.1	0.2	-	-	0.2	0.1	-	0.1	0.3	-	-	-	0.3	2.4	
6. 20-39	0.1	0.3	-	0.2	-	-	0.4	0.1	-	0.2	-	-	-	-	0.6	1.0	
7. 40 or more	0.1	0.1	0.1	0.2	-	0.3	0.2	-	-	0.1	0.3	-	-	0.4	-	2.5	
<i>Item 22710 Subject A01c</i>	<i>N</i>	<i>2254</i>	<i>1011</i>	<i>1174</i>	<i>1576</i>	<i>267</i>	<i>428</i>	<i>620</i>	<i>786</i>	<i>421</i>	<i>1704</i>	<i>466</i>	<i>1013</i>	<i>535</i>	<i>274</i>	<i>353</i>	<i>60</i>
E07: What methods have you used for taking steroids on your own? (Mark all that apply.)																	
A. Injection	40.0	38.4	29.5	42.0	-	73.2	53.8	24.8	15.5	42.5	35.1	-	-	45.3	35.2	44.0	
B. By mouth	85.6	87.5	70.5	83.4	100.0	49.6	100.0	87.3	100.0	82.7	91.1	-	-	72.3	89.1	93.1	
<i>Item 23790-23800 Subject A05d</i>	<i>N</i>	<i>27</i>	<i>22</i>	<i>4</i>	<i>24</i>	<i>1</i>	<i>6</i>	<i>7</i>	<i>9</i>	<i>6</i>	<i>18</i>	<i>9</i>	<i>-</i>	<i>-</i>	<i>7</i>	<i>13</i>	<i>7</i>
E08: When (if ever) did you FIRST do each of the following things?																	
E08A: Try "crack" cocaine																	
8. Never	95.7	94.1	97.0	95.8	97.6	94.3	96.3	96.1	95.6	96.6	92.3	100.0	100.0	93.2	87.4	46.1	
1. Grade 6 or below	0.5	0.9	0.2	0.4	1.6	0.2	0.5	0.2	1.3	0.2	1.5	-	-	-	0.6	8.7	
2. Grade 7	0.1	0.1	0.1	*	-	-	-	0.2	0.2	0.1	0.2	-	-	-	-	3.7	
3. Grade 8	0.2	0.2	0.2	0.3	-	0.2	0.2	0.4	0.1	0.3	-	-	-	0.9	0.2	4.3	
4. Grade 9 (Freshman)	0.7	0.9	0.3	0.8	-	0.8	0.8	0.7	0.2	0.5	1.3	-	-	-	3.4	6.1	
5. Grade 10 (Sophomore)	0.9	1.2	0.7	0.6	-	1.8	0.5	0.5	1.3	0.6	2.2	-	-	1.0	3.7	7.5	
6. Grade 11 (Junior)	1.1	1.3	0.9	1.2	0.4	1.7	0.7	1.1	0.7	1.2	0.9	-	-	1.5	3.0	15.9	
7. Grade 12 (Senior)	0.9	1.2	0.6	0.8	0.4	1.0	1.0	0.8	0.5	0.6	1.7	-	-	3.3	1.8	7.8	
<i>Item 5661 Subject A01g</i>	<i>N</i>	<i>2205</i>	<i>985</i>	<i>1152</i>	<i>1553</i>	<i>263</i>	<i>417</i>	<i>608</i>	<i>778</i>	<i>401</i>	<i>1669</i>	<i>458</i>	<i>1011</i>	<i>529</i>	<i>250</i>	<i>336</i>	<i>58</i>
E08B: Try any other form of cocaine																	
8. Never	93.2	91.6	94.3	92.7	98.4	90.2	94.3	94.5	92.2	93.9	90.3	100.0	100.0	92.6	73.3	26.9	
1. Grade 6 or below	0.3	0.4	0.1	0.2	0.6	-	0.5	-	0.7	0.1	1.0	-	-	-	0.4	7.9	
2. Grade 7	0.1	*	0.1	*	-	-	-	0.2	-	0.1	-	-	-	-	-	2.1	
3. Grade 8	0.4	0.6	0.2	0.4	-	0.1	*	0.7	0.4	0.2	0.8	-	-	-	1.4	5.1	
4. Grade 9 (Freshman)	1.0	1.2	0.7	1.2	0.2	1.1	0.8	1.1	0.9	0.9	1.3	-	-	0.3	4.0	13.1	
5. Grade 10 (Sophomore)	2.0	2.7	1.5	1.9	-	3.4	1.9	0.8	2.9	1.7	3.0	-	-	1.2	8.4	21.0	
6. Grade 11 (Junior)	1.6	1.5	1.6	1.8	0.8	2.8	1.0	1.2	1.9	1.7	1.0	-	-	2.1	6.6	12.3	
7. Grade 12 (Senior)	1.7	1.9	1.5	1.8	-	2.4	1.5	1.6	1.1	1.4	2.5	-	-	3.9	6.0	11.6	
<i>Item 5662 Subject A01g</i>	<i>N</i>	<i>2193</i>	<i>980</i>	<i>1145</i>	<i>1544</i>	<i>258</i>	<i>416</i>	<i>604</i>	<i>773</i>	<i>399</i>	<i>1667</i>	<i>447</i>	<i>1007</i>	<i>528</i>	<i>251</i>	<i>332</i>	<i>57</i>

*=less than .05 percent.

MONITORING THE FUTURE

QUESTIONNAIRE FORM 2 1997	TOTAL	SEX		RACE		REGION				COLLEGE PLANS?		ILLICIT DRUG USE: LIFETIME				
		M	F	White	Black	NE	NC	S	W	Yes	No	None	Mari- juana Only	Few Pills	More Pills	Any Her- oin
<i>N (Weighted No. of Cases):</i>	2638	1204	1304	1726	343	556	706	906	469	1875	537	1152	627	309	402	71
<i>% of Weighted Total:</i>	100.0	45.6	49.4	65.4	13.0	21.1	26.8	34.4	17.8	71.1	20.4	43.7	23.8	11.7	15.2	2.7
E08C: Try PCP																
8. Never	96.5	95.5	97.1	96.2	98.1	92.7	98.3	96.6	97.3	96.7	94.9	100.0	100.0	97.0	89.2	46.1
1. Grade 6 or below	0.4	0.7	0.1	0.3	1.6	-	0.5	0.2	1.0	0.1	1.5	-	-	-	-	8.0
2. Grade 7	0.1	0.2	0.1	0.2	-	0.3	-	0.2	-	0.2	-	-	-	-	0.3	3.4
3. Grade 8	0.2	0.2	0.2	0.3	-	-	-	0.7	-	0.2	0.3	-	-	0.2	0.4	6.1
4. Grade 9 (Freshman)	0.7	1.2	0.4	0.7	-	0.6	0.7	0.8	0.8	0.7	1.0	-	-	-	3.0	10.3
5. Grade 10 (Sophomore)	1.0	1.1	0.9	1.1	-	2.6	0.2	1.0	0.4	1.0	1.1	-	-	1.3	3.1	13.4
6. Grade 11 (Junior)	0.7	0.7	0.8	0.9	-	2.8	-	0.5	-	0.7	0.7	-	-	-	3.1	8.7
7. Grade 12 (Senior)	0.4	0.5	0.4	0.4	0.4	1.0	0.4	0.1	0.4	0.4	0.5	-	-	1.4	0.9	4.0
<i>Item 5686 Subject A01g</i>	<i>N</i> 2210	990	1151	1550	263	415	614	776	405	1668	463	1008	526	261	338	56
E08D: Try amyl or butyl nitrites																
8. Never	97.9	96.8	98.8	98.1	98.4	96.6	98.6	98.5	97.3	98.4	96.6	100.0	100.0	98.3	94.9	64.9
1. Grade 6 or below	0.3	0.5	0.1	0.3	1.0	-	0.5	0.2	0.6	0.1	1.2	-	-	-	-	5.2
2. Grade 7	-	-	-	-	-	-	-	-	-	-	-	-	-	-	-	-
3. Grade 8	0.5	0.4	0.5	0.2	0.6	0.7	-	0.5	0.9	0.3	0.3	-	-	0.8	0.6	11.7
4. Grade 9 (Freshman)	0.4	0.9	0.1	0.3	-	0.6	0.4	0.2	0.8	0.4	0.5	-	-	0.4	1.5	6.4
5. Grade 10 (Sophomore)	0.3	0.5	0.1	0.4	-	0.5	0.4	0.1	0.2	0.2	0.7	-	-	-	1.3	3.0
6. Grade 11 (Junior)	0.4	0.7	0.2	0.5	-	1.0	-	0.5	0.3	0.4	0.6	-	-	-	1.6	6.8
7. Grade 12 (Senior)	0.1	0.1	0.2	0.2	-	0.5	-	0.1	-	0.2	-	-	-	0.5	0.2	1.9
<i>Item 5687 Subject A01g</i>	<i>N</i> 2215	993	1153	1554	262	419	611	776	408	1671	462	1007	526	260	346	56
E08E: Try crystal meth ("ice")																
8. Never	96.6	95.7	97.2	96.9	98.7	96.4	97.8	97.4	93.5	96.9	95.7	100.0	100.0	95.8	88.2	45.3
1. Grade 6 or below	0.2	0.2	0.1	0.2	-	-	0.5	0.1	-	*	0.7	-	-	-	-	7.4
2. Grade 7	0.2	-	0.3	0.1	-	0.4	-	0.3	-	0.1	-	-	-	-	0.5	5.0
3. Grade 8	0.2	0.4	0.1	0.1	0.6	0.3	-	0.1	0.6	0.2	0.4	-	-	-	0.2	7.4
4. Grade 9 (Freshman)	0.9	1.7	0.2	0.9	-	0.7	0.7	0.6	1.9	0.6	1.7	-	-	0.8	4.4	6.4
5. Grade 10 (Sophomore)	0.8	0.8	1.0	0.7	0.3	0.2	0.4	0.9	2.1	1.0	0.5	-	-	2.4	2.3	10.8
6. Grade 11 (Junior)	0.7	1.0	0.5	0.7	-	1.7	0.2	0.3	1.1	0.8	0.5	-	-	0.7	2.0	13.4
7. Grade 12 (Senior)	0.5	0.4	0.6	0.4	0.4	0.4	0.5	0.3	0.8	0.5	0.6	-	-	0.3	2.3	4.3
<i>Item 24430 Subject A01g</i>	<i>N</i> 2154	959	1128	1516	255	406	599	755	394	1638	436	1001	524	245	320	46
E08F: Try steroids (anabolic steroids)																
8. Never	98.4	97.4	99.3	98.3	99.0	98.6	98.5	98.6	97.9	98.8	97.5	100.0	100.0	96.3	95.6	84.8
1. Grade 6 or below	0.3	0.3	0.3	0.3	-	0.4	0.5	0.2	-	0.1	0.6	-	-	-	0.4	6.3
2. Grade 7	0.1	0.1	0.1	0.1	-	-	-	0.2	0.2	*	0.3	-	-	-	0.6	-
3. Grade 8	0.1	0.3	-	*	-	-	-	0.1	0.5	-	0.1	-	-	1.0	-	-
4. Grade 9 (Freshman)	0.3	0.5	0.2	0.4	-	-	0.3	0.3	0.9	0.2	0.9	-	-	-	1.6	3.9
5. Grade 10 (Sophomore)	0.2	0.4	-	0.2	-	-	-	0.5	-	0.2	-	-	-	0.8	0.3	0.8
6. Grade 11 (Junior)	0.2	0.4	-	0.2	-	0.2	0.4	0.1	0.2	0.2	0.2	-	-	-	0.9	2.5
7. Grade 12 (Senior)	0.4	0.5	0.2	0.3	1.0	0.8	0.4	0.1	0.3	0.4	0.3	-	-	1.9	0.6	1.8
<i>Item 23810 Subject A01g</i>	<i>N</i> 2204	985	1153	1548	259	420	605	772	407	1671	453	1005	523	261	343	56
E09: How difficult do you think it would be for you to get each of the following, if you wanted some?																
E09A: "Crack" cocaine																
1. Probably impossible	17.5	18.7	15.6	15.2	25.3	16.1	19.2	16.5	18.3	15.4	23.5	21.3	17.1	11.9	12.3	10.2
2. Very difficult	17.2	16.8	17.7	18.9	8.3	17.8	15.6	16.7	20.1	18.4	13.3	18.7	19.8	17.5	12.0	4.3
3. Fairly difficult	24.6	26.2	23.8	27.9	11.5	26.3	24.8	25.1	21.9	26.5	17.7	25.7	23.3	23.6	26.7	11.4
4. Fairly easy	25.8	23.0	28.9	26.4	16.7	27.5	25.4	24.1	27.7	27.5	21.5	23.0	22.7	37.5	28.4	31.2
5. Very easy	14.9	15.2	14.0	11.5	38.2	12.3	15.0	17.6	12.1	12.2	24.1	11.2	17.1	9.5	20.6	42.9
<i>Item 6811 Subject A03a</i>	<i>N</i> 2174	974	1133	1535	253	409	598	766	402	1631	464	956	525	265	351	60
E09B: Cocaine in powder form																
1. Probably impossible	16.8	17.6	15.6	13.9	26.5	13.0	19.0	16.7	17.7	15.5	21.5	21.6	17.3	11.3	9.0	4.2
2. Very difficult	16.8	17.5	16.6	18.7	11.1	17.7	16.5	16.4	17.0	17.9	12.2	19.0	18.7	15.9	10.3	7.0
3. Fairly difficult	23.1	24.0	22.6	25.5	14.3	24.0	22.7	23.6	21.7	23.9	20.1	24.7	24.0	23.8	19.4	9.5
4. Fairly easy	26.8	22.7	30.5	28.2	16.2	30.6	27.2	24.2	27.2	28.9	20.3	24.2	22.6	36.2	33.5	24.9
5. Very easy	16.5	18.2	14.7	13.7	31.9	14.6	14.6	19.1	16.4	13.8	25.9	10.5	17.4	12.8	27.9	54.4
<i>Item 6812 Subject A03a</i>	<i>N</i> 2171	969	1137	1531	253	407	598	762	403	1631	464	953	525	265	351	60

* = less than .05 percent.

DESCRIPTIVE RESULTS: 1997

121

QUESTIONNAIRE FORM 2 1997	TOTAL	SEX		RACE		REGION				COLLEGE PLANS?		ILLICIT DRUG USE: LIFETIME				
		M	F	White	Black	NE	NC	S	W	Yes	No	None	Mari- juana Only	Few Pills	More Pills	Any Her- oin
<i>N (Weighted No. of Cases):</i> <i>% of Weighted Total:</i>	2638 100.0	1204 45.6	1304 49.4	1726 65.4	343 13.0	556 21.1	706 26.8	906 34.4	469 17.8	1875 71.1	537 20.4	1152 43.7	627 23.8	309 11.7	402 15.2	71 2.7
E09C: PCP																
1. Probably impossible	21.3	21.8	20.1	16.8	39.6	15.9	24.4	21.1	22.6	19.2	28.3	25.1	23.7	14.6	14.6	6.2
2. Very difficult	20.2	19.3	21.6	22.3	14.2	21.2	21.7	18.8	19.6	21.6	15.3	20.9	21.0	18.9	19.5	13.7
3. Fairly difficult	28.5	30.1	27.4	30.6	19.7	32.0	26.9	27.6	28.8	29.3	24.8	27.5	28.1	35.8	27.8	17.9
4. Fairly easy	20.1	18.3	22.0	20.9	12.2	21.4	18.1	21.7	18.7	21.4	16.5	19.6	16.7	22.3	24.5	25.4
5. Very easy	9.9	10.5	8.9	9.5	14.3	9.4	8.8	10.8	10.3	8.4	15.1	6.9	10.5	8.4	13.6	36.9
<i>Item 6771 Subject A03a</i>	<i>N 2152</i>	<i>961</i>	<i>1127</i>	<i>1523</i>	<i>249</i>	<i>401</i>	<i>593</i>	<i>755</i>	<i>403</i>	<i>1619</i>	<i>459</i>	<i>941</i>	<i>521</i>	<i>264</i>	<i>350</i>	<i>58</i>
E09D: Amyl or butyl nitrites																
1. Probably impossible	23.5	24.0	22.5	18.8	45.2	18.8	27.2	22.9	23.8	21.2	31.0	26.2	26.1	18.0	18.3	9.4
2. Very difficult	22.6	22.2	23.1	24.4	16.9	25.1	22.8	21.0	23.0	24.2	17.4	23.3	22.9	24.3	20.3	18.3
3. Fairly difficult	30.1	29.7	31.2	32.6	18.2	33.1	27.5	31.2	28.7	30.8	26.8	27.6	29.3	35.7	34.9	26.3
4. Fairly easy	16.9	15.8	18.2	17.8	8.8	15.9	15.9	18.5	16.2	18.4	13.4	17.9	13.6	16.8	18.9	19.4
5. Very easy	6.9	8.3	5.1	6.3	10.9	7.1	6.6	6.4	8.3	5.4	11.4	5.1	8.2	5.3	7.5	26.6
<i>Item 22350 Subject A03a</i>	<i>N 2152</i>	<i>965</i>	<i>1122</i>	<i>1525</i>	<i>248</i>	<i>405</i>	<i>593</i>	<i>756</i>	<i>399</i>	<i>1620</i>	<i>458</i>	<i>946</i>	<i>522</i>	<i>262</i>	<i>348</i>	<i>58</i>
E09E: Crystal meth ("ice")																
1. Probably impossible	22.3	22.5	21.4	18.0	42.1	18.1	26.4	22.5	20.2	19.8	30.3	26.1	23.7	20.0	14.1	3.4
2. Very difficult	22.5	23.8	21.6	24.2	15.9	25.4	23.0	22.0	19.6	24.1	16.9	23.5	23.9	22.5	20.3	10.2
3. Fairly difficult	27.6	26.6	29.1	29.9	19.2	31.1	24.6	28.6	26.7	28.7	22.9	26.1	28.3	27.8	30.7	25.2
4. Fairly easy	18.4	16.9	20.2	19.3	12.3	17.9	17.3	19.3	19.0	19.8	15.2	18.7	14.3	21.9	20.9	23.5
5. Very easy	9.2	10.1	7.7	8.6	10.6	7.5	8.7	7.6	14.4	7.6	14.8	5.6	9.7	7.9	14.0	37.7
<i>Item 24410 Subject A03a</i>	<i>N 2151</i>	<i>966</i>	<i>1124</i>	<i>1521</i>	<i>249</i>	<i>404</i>	<i>595</i>	<i>750</i>	<i>403</i>	<i>1616</i>	<i>461</i>	<i>940</i>	<i>523</i>	<i>263</i>	<i>351</i>	<i>59</i>
E09F: Steroids (anabolic steroids)																
1. Probably impossible	18.5	17.7	18.4	13.3	38.8	15.0	20.1	17.5	22.0	16.0	27.1	20.2	19.9	14.2	15.6	12.4
2. Very difficult	15.8	14.3	17.2	16.2	11.7	15.7	15.8	14.8	17.8	16.7	13.2	17.4	16.3	13.2	14.3	9.7
3. Fairly difficult	23.9	25.5	23.5	25.9	16.8	26.8	24.1	23.4	21.8	24.5	20.9	22.5	25.4	24.4	26.6	19.9
4. Fairly easy	26.4	25.2	28.0	28.7	14.8	27.9	25.9	26.7	24.9	28.4	20.3	26.6	23.0	34.9	24.6	25.2
5. Very easy	15.4	17.3	12.9	15.8	17.8	14.6	14.2	17.7	13.5	14.4	18.6	13.3	15.4	13.3	18.8	32.8
<i>Item 23060 Subject A03a</i>	<i>N 2158</i>	<i>964</i>	<i>1128</i>	<i>1522</i>	<i>249</i>	<i>406</i>	<i>595</i>	<i>759</i>	<i>398</i>	<i>1625</i>	<i>456</i>	<i>949</i>	<i>526</i>	<i>262</i>	<i>349</i>	<i>59</i>
E10: Individuals differ in whether or not they disapprove of people doing certain things. Do YOU disapprove of people (who are 18 or older) doing each of the following?																
E10A: Smoking one or more packs of cigarettes per day																
1. Don't disapprove	42.2	44.8	39.7	46.5	23.7	46.7	45.4	42.4	32.6	38.1	55.7	26.8	50.0	48.4	62.6	75.9
2. Disapprove	36.5	34.2	39.1	35.3	42.0	30.1	36.3	37.7	41.1	39.4	26.9	42.0	34.1	37.3	27.8	15.8
3. Strongly disapprove	21.3	20.9	21.2	18.2	34.3	23.2	18.3	19.8	26.2	22.5	17.4	31.2	15.9	14.2	9.7	8.4
<i>Item 8560 Subject A11a</i>	<i>N 2210</i>	<i>989</i>	<i>1157</i>	<i>1561</i>	<i>256</i>	<i>418</i>	<i>608</i>	<i>768</i>	<i>416</i>	<i>1669</i>	<i>461</i>	<i>982</i>	<i>528</i>	<i>266</i>	<i>353</i>	<i>60</i>
E10B: Trying marijuana once or twice																
1. Don't disapprove	52.3	52.6	52.0	54.6	38.7	62.6	47.9	48.4	55.7	51.3	54.4	22.0	74.4	69.7	85.2	85.0
2. Disapprove	26.0	27.4	25.2	23.8	36.4	24.2	28.6	26.2	23.7	26.3	25.3	39.1	18.2	16.6	10.7	10.2
3. Strongly disapprove	21.6	20.0	22.7	21.6	24.9	13.2	23.5	25.3	20.6	22.4	20.4	38.9	7.4	13.6	4.1	4.8
<i>Item 8570 Subject A11a</i>	<i>N 2204</i>	<i>987</i>	<i>1152</i>	<i>1555</i>	<i>255</i>	<i>417</i>	<i>607</i>	<i>764</i>	<i>416</i>	<i>1663</i>	<i>462</i>	<i>980</i>	<i>528</i>	<i>267</i>	<i>348</i>	<i>60</i>
E10C: Smoking marijuana occasionally																
1. Don't disapprove	40.3	42.7	37.6	41.3	30.7	48.5	36.1	37.5	43.2	37.6	47.2	12.8	54.8	54.4	78.7	72.8
2. Disapprove	29.8	29.6	30.9	27.9	39.5	31.2	30.2	29.3	29.0	31.0	26.4	36.6	31.6	25.3	12.9	24.1
3. Strongly disapprove	29.9	27.7	31.5	30.8	29.8	20.3	33.7	33.2	27.8	31.4	26.4	50.6	13.6	20.3	8.5	3.2
<i>Item 8580 Subject A11a</i>	<i>N 2198</i>	<i>981</i>	<i>1151</i>	<i>1551</i>	<i>256</i>	<i>416</i>	<i>605</i>	<i>763</i>	<i>414</i>	<i>1656</i>	<i>461</i>	<i>979</i>	<i>527</i>	<i>266</i>	<i>346</i>	<i>59</i>
E10D: Smoking marijuana regularly																
1. Don't disapprove	23.4	28.4	18.9	22.2	25.1	27.2	23.1	19.7	26.9	19.2	35.4	6.7	28.1	26.6	53.2	61.9
2. Disapprove	32.4	31.6	33.6	31.2	35.0	35.8	29.0	32.8	33.5	33.3	31.2	27.6	39.7	37.8	32.2	25.3
3. Strongly disapprove	44.1	40.0	47.5	46.5	39.9	37.0	47.9	47.4	39.6	47.4	33.4	65.6	32.3	35.6	14.6	12.8
<i>Item 8590 Subject A11a</i>	<i>N 2203</i>	<i>988</i>	<i>1147</i>	<i>1552</i>	<i>254</i>	<i>417</i>	<i>606</i>	<i>765</i>	<i>415</i>	<i>1663</i>	<i>458</i>	<i>983</i>	<i>524</i>	<i>266</i>	<i>351</i>	<i>58</i>

MONITORING THE FUTURE

QUESTIONNAIRE FORM 2 1997	TOTAL	SEX		RACE		REGION				COLLEGE PLANS?		ILLICIT DRUG USE: LIFETIME				
		M	F	White	Black	NE	NC	S	W	Yes	No	None	Mari- juana Only	Few Pills	More Pills	Any Her- oin
<i>N (Weighted No. of Cases):</i>	2638	1204	1304	1726	343	556	706	906	469	1875	537	1152	627	309	402	71
<i>% of Weighted Total:</i>	100.0	45.6	49.4	65.4	13.0	21.1	26.8	34.4	17.8	71.1	20.4	43.7	23.8	11.7	15.2	2.7
E10E: Trying cocaine in powder form once or twice																
1. Don't disapprove	17.0	19.0	15.2	17.0	8.5	19.3	18.2	13.2	19.9	14.3	24.9	7.7	13.9	15.4	41.1	57.4
2. Disapprove	28.7	26.8	30.8	27.3	27.7	30.5	28.1	26.9	31.0	29.0	26.8	26.6	29.0	36.9	28.8	24.2
3. Strongly disapprove	54.3	54.2	53.9	55.7	63.8	50.1	53.7	60.0	49.1	56.7	48.3	65.8	57.1	47.6	30.2	18.4
<i>Item 23630 Subject A11a</i>	<i>N 2201</i>	<i>984</i>	<i>1152</i>	<i>1554</i>	<i>256</i>	<i>415</i>	<i>606</i>	<i>764</i>	<i>416</i>	<i>1661</i>	<i>459</i>	<i>980</i>	<i>527</i>	<i>267</i>	<i>347</i>	<i>59</i>
E10F: Taking cocaine powder occasionally																
1. Don't disapprove	10.7	14.0	7.9	10.1	9.9	12.6	13.5	8.2	9.3	7.4	20.3	4.2	8.8	6.5	26.3	52.5
2. Disapprove	23.7	22.2	25.5	21.9	20.9	24.2	22.0	20.4	31.9	23.4	24.3	21.0	22.3	27.9	31.0	24.5
3. Strongly disapprove	65.5	63.9	66.6	68.0	69.2	63.2	64.5	71.4	58.8	69.2	55.4	74.9	68.8	65.6	42.7	23.0
<i>Item 23640 Subject A11a</i>	<i>N 2195</i>	<i>980</i>	<i>1150</i>	<i>1550</i>	<i>254</i>	<i>413</i>	<i>606</i>	<i>762</i>	<i>415</i>	<i>1656</i>	<i>459</i>	<i>980</i>	<i>523</i>	<i>266</i>	<i>346</i>	<i>59</i>
E10G: Taking cocaine powder regularly																
1. Don't disapprove	8.5	11.6	6.0	7.8	8.1	8.0	11.6	7.0	7.2	5.6	16.5	4.0	7.5	3.9	19.3	38.5
2. Disapprove	18.0	17.3	19.0	15.7	19.9	18.1	17.9	16.2	21.7	17.2	21.3	15.4	18.4	21.8	22.5	16.9
3. Strongly disapprove	73.5	71.1	75.0	76.6	71.9	73.8	70.5	76.8	71.1	77.2	62.2	80.6	74.1	74.3	58.3	44.6
<i>Item 23650 Subject A11a</i>	<i>N 2193</i>	<i>978</i>	<i>1150</i>	<i>1548</i>	<i>255</i>	<i>410</i>	<i>604</i>	<i>765</i>	<i>414</i>	<i>1657</i>	<i>456</i>	<i>977</i>	<i>523</i>	<i>266</i>	<i>348</i>	<i>57</i>
E10H: Trying "crack" cocaine once or twice																
1. Don't disapprove	13.0	14.8	11.5	13.1	7.7	14.5	16.2	9.6	13.4	9.9	22.6	6.4	10.9	11.5	28.1	47.8
2. Disapprove	24.9	22.6	27.4	23.1	23.2	25.7	25.1	21.7	29.8	24.8	24.2	23.6	24.3	33.7	23.9	25.8
3. Strongly disapprove	62.0	62.6	61.0	63.8	69.0	59.9	58.7	68.7	56.8	65.3	53.2	70.0	64.8	54.8	48.0	26.4
<i>Item 23660 Subject A11a</i>	<i>N 2193</i>	<i>979</i>	<i>1149</i>	<i>1548</i>	<i>254</i>	<i>410</i>	<i>602</i>	<i>766</i>	<i>414</i>	<i>1657</i>	<i>458</i>	<i>979</i>	<i>523</i>	<i>266</i>	<i>345</i>	<i>59</i>
E10I: Taking "crack" cocaine occasionally																
1. Don't disapprove	8.7	11.2	6.5	8.0	7.3	9.4	12.0	6.0	8.0	5.9	16.4	4.5	7.2	5.3	18.9	36.5
2. Disapprove	20.5	18.6	22.6	18.7	21.1	20.5	20.8	17.8	25.2	19.7	23.2	18.9	19.7	24.6	23.2	27.0
3. Strongly disapprove	70.8	70.2	70.8	73.4	71.6	70.2	67.1	76.2	66.8	74.4	60.4	76.7	73.1	70.1	57.9	36.5
<i>Item 23670 Subject A11a</i>	<i>N 2187</i>	<i>974</i>	<i>1149</i>	<i>1544</i>	<i>254</i>	<i>410</i>	<i>603</i>	<i>758</i>	<i>415</i>	<i>1656</i>	<i>454</i>	<i>978</i>	<i>522</i>	<i>265</i>	<i>344</i>	<i>57</i>
E10J: Taking "crack" cocaine regularly																
1. Don't disapprove	7.7	10.3	5.7	7.2	6.9	7.5	10.6	6.2	6.8	4.9	16.1	4.1	7.0	3.9	15.8	33.1
2. Disapprove	16.7	16.5	17.1	14.8	18.3	15.5	18.0	14.8	19.6	15.5	21.0	15.0	17.0	19.0	18.7	21.4
3. Strongly disapprove	75.5	73.3	77.2	78.0	74.8	76.9	71.4	79.0	73.6	79.6	62.9	80.9	76.0	77.1	65.4	45.5
<i>Item 23680 Subject A11a</i>	<i>N 2181</i>	<i>967</i>	<i>1150</i>	<i>1540</i>	<i>254</i>	<i>408</i>	<i>601</i>	<i>764</i>	<i>408</i>	<i>1646</i>	<i>455</i>	<i>973</i>	<i>518</i>	<i>266</i>	<i>344</i>	<i>59</i>
E10K: Trying one or two drinks of an alcoholic beverage (beer, wine, liquor)																
1. Don't disapprove	74.6	74.8	74.7	79.3	51.3	83.7	70.3	73.2	74.1	75.3	71.0	60.2	82.8	85.4	90.3	91.4
2. Disapprove	15.6	15.8	15.6	13.1	29.1	9.0	19.0	16.5	15.3	15.3	16.8	23.6	11.0	8.5	7.4	7.9
3. Strongly disapprove	9.9	9.4	9.7	7.6	19.6	7.3	10.6	10.3	10.6	9.4	12.2	16.2	6.2	6.1	2.4	0.7
<i>Item 8710 Subject A11a</i>	<i>N 2192</i>	<i>979</i>	<i>1148</i>	<i>1548</i>	<i>253</i>	<i>411</i>	<i>601</i>	<i>766</i>	<i>414</i>	<i>1654</i>	<i>457</i>	<i>979</i>	<i>520</i>	<i>266</i>	<i>347</i>	<i>59</i>
E10L: Taking one or two drinks nearly every day																
1. Don't disapprove	34.2	42.3	27.4	36.0	19.9	30.7	36.2	33.6	35.8	30.8	43.2	20.9	37.0	37.7	58.6	55.3
2. Disapprove	41.5	36.9	45.1	41.8	45.4	47.7	40.2	40.2	39.5	43.3	36.1	43.2	45.2	43.3	32.1	36.1
3. Strongly disapprove	24.4	20.7	27.4	22.2	34.7	21.6	23.6	26.2	24.8	25.8	20.7	35.9	17.8	19.0	9.3	8.6
<i>Item 8720 Subject A11a</i>	<i>N 2188</i>	<i>975</i>	<i>1148</i>	<i>1544</i>	<i>255</i>	<i>408</i>	<i>603</i>	<i>762</i>	<i>415</i>	<i>1654</i>	<i>456</i>	<i>976</i>	<i>522</i>	<i>266</i>	<i>343</i>	<i>59</i>
E10M: Taking four or five drinks nearly every day																
1. Don't disapprove	16.0	21.4	11.0	15.8	11.8	13.0	19.0	14.7	17.3	12.0	28.0	8.1	16.9	13.6	32.1	43.9
2. Disapprove	31.6	32.2	31.6	32.4	29.4	30.3	30.0	35.3	28.2	31.5	31.5	28.1	37.1	33.1	33.5	27.6
3. Strongly disapprove	52.4	46.4	57.4	51.9	58.9	56.7	51.0	50.0	54.5	56.5	40.5	63.8	46.0	53.3	34.4	28.5
<i>Item 8730 Subject A11a</i>	<i>N 2190</i>	<i>974</i>	<i>1150</i>	<i>1545</i>	<i>254</i>	<i>408</i>	<i>604</i>	<i>764</i>	<i>414</i>	<i>1653</i>	<i>457</i>	<i>977</i>	<i>522</i>	<i>266</i>	<i>344</i>	<i>59</i>
E10N: Having five or more drinks once or twice each weekend																
1. Don't disapprove	36.3	43.0	30.7	39.8	16.7	38.7	36.3	36.2	34.2	33.8	42.8	18.9	42.0	42.4	65.8	61.6
2. Disapprove	26.9	23.7	29.9	26.4	31.5	28.4	26.1	27.9	24.8	27.2	26.8	28.8	29.4	26.3	20.6	21.5
3. Strongly disapprove	36.8	33.4	39.5	33.8	51.7	33.0	37.6	35.9	41.0	39.0	30.5	52.3	28.6	31.3	13.6	16.9
<i>Item 8740 Subject A11a</i>	<i>N 2193</i>	<i>975</i>	<i>1150</i>	<i>1546</i>	<i>254</i>	<i>408</i>	<i>603</i>	<i>767</i>	<i>414</i>	<i>1655</i>	<i>456</i>	<i>978</i>	<i>522</i>	<i>265</i>	<i>345</i>	<i>59</i>

DESCRIPTIVE RESULTS: 1997

123

QUESTIONNAIRE FORM 2 1997	TOTAL	SEX		RACE		REGION				COLLEGE PLANS?		ILLICIT DRUG USE: LIFETIME				
		M	F	White	Black	NE	NC	S	W	Yes	No	None	Mari- juana Only	Few Pills	More Pills	Any Her- oin
<i>N (Weighted No. of Cases):</i>	2638	1204	1304	1726	343	556	706	906	469	1875	537	1152	627	309	402	71
<i>% of Weighted Total:</i>	100.0	45.6	49.4	65.4	13.0	21.1	26.8	34.4	17.8	71.1	20.4	43.7	23.8	11.7	15.2	2.7
The next two questions are about military service.																
E11A: Do you favor or oppose a military draft at the present time?																
1. Strongly oppose	31.3	38.4	25.0	31.0	34.9	31.9	32.0	31.3	29.8	30.7	34.5	30.4	32.0	29.2	34.7	34.7
2. Mostly oppose	16.1	15.0	17.5	16.6	16.0	18.2	15.8	16.3	14.1	17.5	12.8	17.1	15.7	15.1	15.9	14.5
3. No opinion, or mixed	41.2	31.6	49.2	41.5	38.5	36.8	41.3	41.2	45.5	41.9	38.9	42.8	39.9	42.7	38.0	34.1
4. Mostly favor	7.8	10.4	5.8	7.9	6.1	8.8	6.8	8.4	6.8	7.7	7.0	6.3	9.3	10.8	7.3	6.5
5. Strongly favor	3.6	4.6	2.5	2.9	4.5	4.2	4.0	2.9	3.7	2.3	6.8	3.4	3.1	2.1	4.2	10.2
<i>Item 21060 Subject L02</i>	<i>N</i> 2180	973	1140	1538	257	412	600	763	404	1645	453	981	513	265	341	59
E11B: Do you think any military draft in the U.S. should include women as well as men?																
1. No	23.1	17.5	27.9	22.4	28.2	17.6	20.3	25.8	27.5	21.6	27.1	23.6	20.6	28.0	21.5	22.0
2. Uncertain	30.9	24.4	36.2	30.7	28.6	30.3	32.1	30.7	29.8	31.3	28.9	31.2	31.6	28.5	32.4	23.6
3. Yes	46.1	58.1	35.9	46.9	43.2	52.1	47.6	43.4	42.7	47.1	44.0	45.2	47.8	43.5	46.1	54.4
<i>Item 21070 Subject L02</i>	<i>N</i> 2216	989	1159	1557	261	418	610	772	417	1670	462	990	523	274	343	60
The next questions are about your experiences in school.																
E12: Some people like school very much. Others don't. How do you feel about going to school?																
5. I like school very much	11.6	10.9	12.1	9.2	17.9	9.0	12.6	11.2	13.5	12.2	10.5	13.5	8.7	10.0	10.4	10.3
4. I like school quite a lot	22.9	22.8	23.3	23.8	21.1	17.8	24.3	25.0	21.8	25.0	16.6	26.9	22.9	23.8	12.6	13.9
3. I like school some	42.0	40.6	43.5	42.8	41.2	46.6	38.4	41.6	43.4	43.8	34.7	41.9	44.8	38.8	43.5	30.4
2. I don't like school very much	15.9	15.7	15.9	16.5	15.1	18.4	16.7	15.2	13.3	14.4	21.2	12.1	17.5	20.6	20.1	19.1
1. I don't like school at all	7.7	10.0	5.2	7.6	4.7	8.2	8.0	7.0	7.9	4.6	17.1	5.6	6.1	6.8	13.3	26.4
<i>Item 7630 Subject B01, Q08</i>	<i>N</i> 2218	992	1158	1556	258	413	613	772	420	1668	464	997	522	272	342	59
E13: About how many hours do you spend in an average week on all your homework including both in school and out of school?																
1. 0 hours	10.6	14.5	6.8	11.1	8.4	8.7	12.9	10.3	9.5	7.4	21.1	8.8	9.0	9.1	17.5	17.9
2. 1-4 hours	45.9	47.8	44.1	44.4	53.6	46.5	42.3	48.2	46.7	44.7	48.8	41.5	50.6	48.3	51.7	46.0
3. 5-9 hours	20.8	18.0	23.7	22.2	17.9	22.1	20.4	20.1	21.4	23.0	13.3	22.3	22.1	17.5	18.0	15.6
4. 10-14 hours	11.2	10.8	11.7	11.4	10.8	13.2	11.9	10.6	9.3	12.0	9.0	12.9	8.9	14.2	7.0	9.3
5. 15-19 hours	4.8	3.8	5.4	5.0	3.5	5.0	5.5	3.5	5.8	5.5	2.8	6.4	4.2	3.5	1.7	4.1
6. 20-24 hours	2.8	2.3	3.3	2.7	1.5	1.9	2.8	2.8	3.4	3.1	1.9	3.6	1.4	2.1	2.2	4.7
7. 25 or more hours	4.0	2.8	5.0	3.2	4.3	2.7	4.3	4.6	3.9	4.2	3.1	4.5	3.9	5.4	1.8	2.4
<i>Item 7640 Subject B01</i>	<i>N</i> 2211	990	1154	1551	259	413	607	772	418	1665	461	993	519	272	341	59
E14: To what extent have you participated in the following school activities during this school year?																
E14A: . . . school newspaper or yearbook																
1. Not at all	74.1	79.2	69.5	72.7	78.4	71.2	72.6	76.1	75.2	71.8	82.5	73.0	73.6	75.3	77.9	72.8
2. Slight	10.0	8.9	10.9	9.5	11.5	14.9	9.0	9.1	8.2	11.0	6.1	10.3	10.2	7.0	9.3	15.6
3. Moderate	4.4	3.5	5.2	4.7	3.4	5.0	5.0	4.1	3.4	4.5	3.5	4.5	3.5	5.9	4.3	3.4
4. Considerable	3.7	2.9	4.5	4.2	1.7	2.3	4.9	3.9	3.1	3.9	2.5	4.2	3.2	5.4	2.5	0.8
5. Great	7.9	5.6	9.9	8.9	5.0	6.5	8.6	6.8	10.1	8.8	5.4	7.9	9.5	6.3	5.9	7.3
<i>Item 22170 Subject B01, C07</i>	<i>N</i> 2192	979	1148	1534	257	407	596	771	417	1653	451	978	519	271	340	59
E14B: . . . music or other performing arts																
1. Not at all	62.0	70.5	55.4	63.1	61.7	61.4	62.8	61.4	62.5	58.9	73.5	57.7	65.6	62.9	70.4	51.9
2. Slight	8.6	7.8	9.5	7.6	11.3	10.1	7.8	8.6	8.5	8.7	7.5	7.6	7.3	10.3	8.6	17.7
3. Moderate	7.3	5.0	8.7	6.2	8.3	6.5	6.3	7.1	9.8	7.5	6.4	6.7	8.3	9.8	5.4	11.2
4. Considerable	6.1	4.6	7.1	6.5	4.4	8.1	5.5	5.8	5.7	6.7	4.5	7.9	4.9	6.2	3.7	2.8
5. Great	16.0	12.1	19.3	16.5	14.3	13.9	17.6	17.2	13.5	18.1	8.2	20.0	14.0	10.8	11.9	16.4
<i>Item 22180 Subject B01, C07</i>	<i>N</i> 2182	979	1138	1530	256	406	595	765	416	1640	453	973	516	268	340	59

QUESTIONNAIRE FORM 2 1997	TOTAL	SEX		RACE		REGION				COLLEGE PLANS?		ILLICIT DRUG USE: LIFETIME				
		M	F	White	Black	NE	NC	S	W	Yes	No	None	Mari- juana Only	Few Pills	More Pills	Any Her- oin
<i>N (Weighted No. of Cases):</i>	2638	1204	1304	1726	343	556	706	906	469	1875	537	1152	627	309	402	71
<i>% of Weighted Total:</i>	100.0	45.6	49.4	65.4	13.0	21.1	26.8	34.4	17.8	71.1	20.4	43.7	23.8	11.7	15.2	2.7
E14C: . . . athletic teams																
1. Not at all	43.8	35.5	51.1	43.2	45.6	43.0	43.7	46.0	40.8	38.5	63.0	39.8	39.7	48.7	56.0	50.7
2. Slight	9.3	8.3	10.0	8.1	12.8	9.0	11.0	7.5	10.5	9.0	9.9	10.1	7.9	10.0	8.7	10.7
3. Moderate	8.9	9.8	7.7	8.9	7.0	10.4	7.7	8.9	9.3	9.2	8.4	8.1	10.1	11.7	6.0	11.6
4. Considerable	9.7	11.3	8.7	10.5	9.3	13.0	10.0	7.0	11.0	11.1	5.1	10.8	11.6	6.8	6.8	7.9
5. Great	28.3	35.0	22.5	29.3	25.3	24.6	27.5	30.7	28.5	32.2	13.7	31.3	30.7	22.9	22.5	19.1
<i>Item 22190 Subject B01, C07</i>	<i>N</i> 2194	985	1144	1538	255	411	598	769	416	1651	455	982	518	269	340	59
E14D: . . . other school clubs or activities																
1. Not at all	32.9	42.0	24.3	31.6	35.3	29.7	34.8	28.3	41.9	25.1	57.9	26.6	35.1	30.5	46.9	45.5
2. Slight	13.8	15.3	12.6	13.6	12.2	13.6	11.4	15.0	15.3	14.7	11.4	14.1	11.8	17.7	14.2	12.8
3. Moderate	16.6	15.2	18.2	17.5	13.3	19.2	18.3	17.3	10.3	18.8	9.5	18.3	15.6	15.9	13.1	18.5
4. Considerable	15.6	13.1	17.7	16.3	13.2	18.7	13.3	17.0	13.3	17.7	8.9	15.4	16.9	19.1	12.6	12.8
5. Great	21.1	14.4	27.2	21.0	26.1	18.9	22.3	22.5	19.1	23.8	12.3	25.7	20.6	16.8	13.2	10.3
<i>Item 22200 Subject B01, C07</i>	<i>N</i> 2183	980	1139	1533	255	408	596	769	410	1642	453	976	517	267	338	59
E15: In general, how much say or influence do you feel each of the following has on HOW YOUR SCHOOL IS RUN?																
E15A: The principal																
1. Little or no influence	16.5	18.5	14.5	13.3	22.8	17.3	18.5	13.4	18.3	13.6	26.3	12.4	15.6	20.6	23.6	27.4
2. Some influence	13.7	12.8	14.6	12.8	12.0	13.9	14.3	12.6	14.7	12.9	14.9	13.7	15.9	13.3	11.9	12.1
3. Moderate influence	15.6	16.7	14.2	16.3	12.6	15.5	17.7	13.2	17.2	15.0	17.6	16.0	14.5	14.4	16.0	18.3
4. Considerable influence	26.3	25.7	27.1	28.9	20.2	24.6	25.5	27.7	26.7	29.1	17.8	26.3	31.4	25.1	21.7	20.2
5. A great deal of influence	27.9	26.2	29.7	28.7	32.4	28.7	23.9	33.2	23.1	29.5	23.3	31.6	22.6	26.5	26.8	22.0
<i>Item 7650 Subject B10</i>	<i>N</i> 2169	968	1135	1524	253	403	596	761	409	1633	451	975	516	266	327	58
E15B: The teachers																
1. Little or no influence	11.5	14.6	8.3	10.5	12.2	11.6	14.0	9.5	11.4	8.6	20.0	8.8	11.2	12.1	16.0	24.6
2. Some influence	17.3	16.9	17.4	17.0	17.0	16.0	19.8	15.3	18.5	16.1	20.5	16.6	15.8	21.9	18.4	16.4
3. Moderate influence	29.5	28.5	31.0	31.2	21.6	31.8	28.6	29.5	28.4	31.0	24.4	30.3	29.5	27.0	29.7	29.3
4. Considerable influence	28.3	27.6	28.8	30.0	29.1	28.2	25.5	31.1	27.4	30.8	21.7	30.6	30.6	24.9	23.5	20.6
5. A great deal of influence	13.4	12.3	14.5	11.4	20.1	12.4	12.1	14.5	14.4	13.5	13.3	13.7	12.9	14.1	12.4	9.1
<i>Item 7660 Subject B10</i>	<i>N</i> 2168	968	1135	1523	253	401	597	760	409	1632	450	973	515	266	329	58
E15C: The students																
1. Little or no influence	31.1	32.1	29.4	32.3	28.7	32.2	32.5	30.6	28.9	28.1	40.2	27.7	29.0	30.5	43.1	42.8
2. Some influence	20.4	19.8	21.6	21.2	16.6	18.2	20.8	22.4	18.4	21.2	17.8	21.0	19.9	23.7	18.2	14.2
3. Moderate influence	19.9	20.6	20.0	19.0	22.9	22.0	18.7	17.7	23.9	20.9	17.1	22.4	19.5	19.1	14.3	17.9
4. Considerable influence	15.2	14.9	14.8	15.6	14.3	15.1	13.4	17.6	13.4	16.4	11.2	16.6	17.7	13.5	9.8	7.8
5. A great deal of influence	13.3	12.6	14.1	11.9	17.4	12.5	14.6	11.7	15.3	13.3	13.7	12.2	14.0	13.2	14.6	17.4
<i>Item 7670 Subject B10</i>	<i>N</i> 2168	968	1134	1523	253	401	597	760	409	1631	451	974	515	266	329	58
E15D: Parents of students																
1. Little or no influence	23.2	23.7	22.7	23.0	19.3	23.7	27.4	20.5	21.6	19.2	35.9	19.7	22.5	22.1	32.9	39.9
2. Some influence	26.1	24.3	27.6	27.0	22.0	24.7	25.9	26.7	26.6	27.3	23.4	26.3	28.6	25.3	23.7	14.1
3. Moderate influence	22.7	24.3	22.3	23.3	18.5	23.4	20.5	22.0	26.2	23.9	18.1	24.6	21.1	24.4	19.0	16.8
4. Considerable influence	15.6	16.0	14.9	16.0	15.7	14.9	13.8	18.5	13.3	17.2	8.9	15.2	18.2	16.2	13.4	11.6
5. A great deal of influence	12.5	11.8	12.6	10.6	24.5	13.3	12.3	12.3	12.3	12.5	13.7	14.2	9.7	11.9	10.9	17.6
<i>Item 7680 Subject B10</i>	<i>N</i> 2162	965	1132	1518	253	400	598	756	409	1626	450	972	513	266	327	58
E16: Have you had any drug education courses or lectures in school?																
1. No—GO TO Q.E20	15.9	17.7	14.3	14.0	24.2	7.9	18.6	17.7	16.5	14.5	20.5	17.0	16.9	11.1	14.7	11.8
2. No, and I wish I had—GO TO Q.E20	2.1	2.3	2.0	1.9	1.8	2.8	3.0	0.8	2.7	2.1	2.0	2.3	1.6	0.5	2.8	4.4
3. Yes	82.0	80.0	83.7	84.1	73.9	89.4	78.4	81.6	80.7	83.5	77.5	80.7	81.5	88.4	82.5	83.8
<i>Item 7690 Subject A10a</i>	<i>N</i> 2058	901	1103	1478	220	389	550	729	390	1578	407	938	480	249	319	55

QUESTIONNAIRE FORM 2 1997	TOTAL	SEX		RACE		REGION				COLLEGE PLANS?		ILLICIT DRUG USE: LIFETIME				
		M	F	White	Black	NE	NC	S	W	Yes	No	None	Mari- juana Only	Few Pills	More Pills	Any Her- oin
<i>N (Weighted No. of Cases):</i> <i>% of Weighted Total:</i>	2638 100.0	1204 45.6	1304 49.4	1726 65.4	343 13.0	556 21.1	706 26.8	906 34.4	469 17.8	1875 71.1	537 20.4	1152 43.7	627 23.8	309 11.7	402 15.2	71 2.7
E17: Would you say that the information about drugs that you received in school classes or programs has . . .																
1. Made you less interested in trying drugs	44.7	42.8	46.5	40.2	70.1	37.9	45.7	49.0	42.5	46.0	39.1	62.1	40.1	31.7	18.5	4.7
2. Not changed your interest in trying drugs	50.9	50.9	50.4	55.7	24.5	57.0	50.4	47.6	51.2	50.3	53.6	37.1	55.3	64.9	69.4	72.1
3. Made you more interested in trying drugs	4.4	6.3	3.1	4.1	5.4	5.1	3.8	3.4	6.3	3.7	7.2	0.9	4.6	3.4	12.0	23.2
<i>Item 7840 Subject A10a</i>	<i>N†</i> 1667	<i>713</i>	<i>911</i>	<i>1228</i>	<i>162</i>	<i>343</i>	<i>421</i>	<i>590</i>	<i>313</i>	<i>1309</i>	<i>307</i>	<i>746</i>	<i>386</i>	<i>218</i>	<i>262</i>	<i>45</i>
E18: How many of the following drug education experiences have you had in high school? (Mark all that apply.)																
A. A special course about drugs	33.0	38.2	29.0	33.8	30.3	35.7	28.9	33.8	34.1	33.2	31.8	30.2	31.8	31.8	43.1	37.1
B. Films, lectures, or discussions in one of my regular courses	72.2	72.6	71.9	71.8	75.0	72.6	70.4	72.5	73.5	72.6	70.5	73.9	69.9	67.9	73.1	80.1
C. Films or lectures, outside of my regular courses	42.0	42.1	41.9	45.5	32.2	49.9	40.5	44.8	29.7	44.1	35.4	37.9	45.9	45.7	46.5	35.3
D. Special group discussions about drugs	34.8	33.1	35.7	35.2	34.1	42.7	27.6	36.5	32.8	36.2	29.5	32.3	36.0	35.9	35.8	52.7
<i>Item 7850-7880 Subject A10a</i>	<i>N†</i> 1627	<i>691</i>	<i>894</i>	<i>1206</i>	<i>158</i>	<i>333</i>	<i>423</i>	<i>576</i>	<i>295</i>	<i>1278</i>	<i>298</i>	<i>725</i>	<i>386</i>	<i>212</i>	<i>253</i>	<i>43</i>
E19: Overall, how valuable were the experiences to you?																
1. Little or no value	27.5	31.6	23.5	28.7	19.7	38.3	24.8	25.0	24.0	26.5	31.0	23.0	26.1	28.5	40.0	38.4
2. Some value	40.1	38.4	42.1	43.8	26.6	36.1	40.9	43.1	38.0	42.3	32.8	36.8	44.0	46.5	39.7	39.6
3. Considerable value	20.0	19.7	20.8	19.5	19.1	17.7	22.2	19.0	21.7	19.8	21.0	22.3	19.2	21.1	15.2	15.4
4. Great value	12.3	10.2	13.7	8.0	34.6	7.9	12.1	13.0	16.4	11.4	15.2	17.9	10.7	3.9	5.1	6.6
<i>Item 7890 Subject A10a</i>	<i>N†</i> 1651	<i>704</i>	<i>905</i>	<i>1221</i>	<i>158</i>	<i>339</i>	<i>425</i>	<i>581</i>	<i>306</i>	<i>1289</i>	<i>310</i>	<i>742</i>	<i>384</i>	<i>216</i>	<i>255</i>	<i>46</i>
E20: During the LAST TWO WEEKS, how many times have you driven a car, truck, or motorcycle after . . .																
E20A: Drinking alcohol?																
1. None	81.7	78.4	84.4	80.1	91.8	87.0	78.5	79.9	84.5	83.2	78.5	92.7	79.5	71.1	66.7	56.8
2. Once	8.8	9.7	7.9	9.2	4.0	9.2	10.0	8.1	7.7	8.0	8.9	4.1	11.6	15.9	11.9	6.9
3. Twice	5.2	5.7	4.9	6.0	1.9	1.9	5.1	7.0	5.4	5.1	5.9	2.2	5.1	6.1	12.1	13.2
4. 3-5 times	2.5	3.4	1.7	2.9	1.1	1.6	3.6	2.6	1.4	2.3	3.4	0.5	2.1	5.0	5.0	10.5
5. 6-9 times	0.5	0.9	0.1	0.6	-	0.2	0.6	0.8	-	0.2	1.6	0.3	-	0.7	0.5	6.8
6. 10 or more	1.4	2.0	1.0	1.2	1.2	0.2	2.3	1.5	1.0	1.3	1.6	0.2	1.7	1.2	3.7	5.8
<i>Item 1811 Subject A07a</i>	<i>N</i> 2134	<i>951</i>	<i>1121</i>	<i>1504</i>	<i>242</i>	<i>391</i>	<i>586</i>	<i>754</i>	<i>403</i>	<i>1604</i>	<i>438</i>	<i>952</i>	<i>506</i>	<i>264</i>	<i>330</i>	<i>58</i>
E20B: Having 5 or more drinks in a row?																
1. None	88.5	84.4	91.7	87.4	95.9	93.5	86.3	85.9	91.9	89.4	86.4	95.7	87.2	83.5	78.7	63.1
2. Once	5.0	5.6	4.7	5.5	1.0	3.9	5.4	5.9	3.8	5.0	4.5	1.9	6.5	7.6	9.0	11.3
3. Twice	2.8	4.4	1.6	3.1	0.8	0.8	2.6	4.4	1.9	2.6	2.7	1.1	3.6	4.3	3.4	10.7
4. 3-5 times	2.1	3.3	1.2	2.8	0.4	0.9	3.5	2.1	1.2	1.9	2.9	0.8	1.1	3.6	5.8	4.3
5. 6-9 times	0.4	0.7	0.1	0.3	-	0.5	0.1	0.6	0.2	0.3	0.9	0.2	-	1.0	0.7	2.2
6. 10 or more	1.2	1.6	0.8	0.9	1.9	0.4	2.0	1.1	1.0	0.8	2.7	0.3	1.6	-	2.4	8.5
<i>Item 1812 Subject A07a</i>	<i>N</i> 2123	<i>944</i>	<i>1119</i>	<i>1500</i>	<i>241</i>	<i>389</i>	<i>583</i>	<i>751</i>	<i>400</i>	<i>1596</i>	<i>435</i>	<i>946</i>	<i>504</i>	<i>264</i>	<i>326</i>	<i>58</i>
E21: During the LAST TWO WEEKS, how many times (if any) have you been a passenger in a car . . .																
E21A: When the driver had been drinking?																
1. None	73.9	72.5	74.7	73.6	75.4	74.4	73.2	73.5	75.4	74.5	72.9	86.2	69.6	63.3	57.9	45.1
2. Once	11.5	11.6	11.9	11.2	10.4	13.5	12.7	9.9	11.0	12.2	8.8	7.1	14.5	20.9	13.2	10.3
3. Twice	7.2	7.0	7.5	7.6	6.0	5.9	6.0	8.7	7.1	7.0	8.5	3.6	7.5	8.2	14.4	17.8
4. 3-5 times	4.6	4.9	4.4	5.2	3.8	3.9	4.5	5.3	4.1	4.7	4.4	1.5	5.8	5.1	10.1	13.5
5. 6-9 times	1.0	1.8	0.4	1.1	2.1	0.8	1.0	1.3	0.8	0.7	1.8	0.5	0.8	0.7	2.4	4.2
6. 10 or more	1.8	2.1	1.1	1.3	2.2	1.6	2.6	1.4	1.5	0.9	3.6	1.1	1.8	1.7	1.9	9.2
<i>Item 1815 Subject A07a</i>	<i>N</i> 2141	<i>956</i>	<i>1120</i>	<i>1507</i>	<i>248</i>	<i>394</i>	<i>586</i>	<i>756</i>	<i>406</i>	<i>1609</i>	<i>443</i>	<i>954</i>	<i>512</i>	<i>264</i>	<i>330</i>	<i>58</i>

†=excludes respondents for whom question was inappropriate.

MONITORING THE FUTURE

QUESTIONNAIRE FORM 2 1997	TOTAL	SEX		RACE		REGION				COLLEGE PLANS?		ILLICIT DRUG USE: LIFETIME				
		M	F	White	Black	NE	NC	S	W	Yes	No	None	Mari- juana Only	Few Pills	More Pills	Any Her- oin
<i>N (Weighted No. of Cases):</i>	2638	1204	1304	1726	343	556	706	906	469	1875	537	1152	627	309	402	71
<i>% of Weighted Total:</i>	100.0	45.6	49.4	65.4	13.0	21.1	26.8	34.4	17.8	71.1	20.4	43.7	23.8	11.7	15.2	2.7
E21B: When you think the driver had 5 or more drinks?																
1. None	84.6	81.8	86.3	84.0	88.5	88.2	82.9	83.3	85.8	85.7	82.3	93.9	81.9	78.8	70.2	59.7
2. Once	6.9	6.7	7.3	7.2	5.6	6.9	7.9	6.6	6.2	6.8	5.8	2.9	8.9	12.5	11.3	7.1
3. Twice	4.3	5.2	3.8	4.6	1.5	3.1	3.6	5.8	3.8	3.7	6.3	1.4	4.1	4.9	10.7	15.6
4. 3-5 times	2.5	3.8	1.6	2.9	0.8	1.3	2.7	3.3	2.1	2.4	2.8	0.8	3.4	2.9	5.6	4.3
5. 6-9 times	0.9	1.4	0.6	0.6	2.5	0.6	0.9	0.8	1.5	0.9	0.7	0.5	1.2	-	1.7	4.2
6. 10 or more	0.8	1.1	0.5	0.7	1.1	-	2.1	0.3	0.5	0.4	2.1	0.4	0.5	0.9	0.5	9.2
<i>Item 1816 Subject A07a</i>	<i>N</i> 2133	953	1116	1504	246	390	583	755	406	1604	441	951	511	264	327	58
E22: How often do you . . .																
E22A: Eat breakfast?																
1. Never	12.3	11.7	13.0	12.4	10.6	13.2	15.8	10.5	9.9	10.2	19.0	8.5	11.8	14.3	19.6	34.7
2. Seldom	27.6	26.2	29.2	26.1	33.3	26.4	29.1	24.6	32.3	27.2	28.7	23.9	26.9	34.1	34.9	20.2
3. Sometimes	19.0	18.3	19.5	17.2	27.7	16.4	19.2	21.6	16.6	19.0	18.3	20.4	18.5	17.5	17.2	8.8
4. Most days	10.8	9.6	11.6	10.3	13.5	11.9	11.2	11.6	7.7	11.0	10.5	9.8	14.1	9.4	10.4	9.4
5. Nearly every day	10.3	9.4	10.8	11.6	6.3	9.8	9.0	11.5	10.5	10.5	9.5	11.4	9.6	12.0	8.2	5.9
6. Every day	19.9	24.7	16.0	22.4	8.6	22.3	15.7	20.2	23.1	22.1	13.9	26.0	19.2	12.7	9.7	21.0
<i>Item 20740 Subject T02</i>	<i>N</i> 2148	956	1127	1507	250	394	585	760	409	1612	445	958	510	266	331	58
E22B: Eat at least some green vegetables?																
1. Never	5.7	6.8	4.7	4.0	9.1	4.3	6.6	5.2	6.7	3.8	10.9	4.5	5.0	7.2	7.6	12.3
2. Seldom	12.0	13.0	10.7	10.3	19.0	13.2	11.8	9.7	15.4	10.2	17.2	11.2	12.7	8.3	15.8	5.0
3. Sometimes	24.6	23.0	26.2	23.9	29.8	23.2	27.4	24.5	22.1	23.6	26.3	23.6	25.4	27.2	24.9	21.9
4. Most days	23.7	23.1	24.6	24.3	21.2	23.3	24.7	24.6	21.2	24.6	22.6	22.8	24.5	22.4	26.1	30.1
5. Nearly every day	17.6	16.6	18.3	19.6	13.5	17.0	15.9	19.8	16.5	19.7	11.6	20.5	16.1	18.6	14.0	5.8
6. Every day	16.4	17.5	15.5	17.8	7.6	19.0	13.6	16.2	18.1	17.9	11.4	17.4	16.3	16.2	11.5	24.9
<i>Item 20750 Subject T02</i>	<i>N</i> 2141	953	1123	1502	249	390	585	757	408	1608	443	955	510	265	329	58
E22C: Eat at least some fruit?																
1. Never	2.7	4.1	1.6	1.5	5.6	2.2	2.4	2.6	3.9	1.6	5.6	2.0	2.5	2.1	3.8	10.5
2. Seldom	9.1	9.2	8.3	7.7	12.0	10.3	9.3	7.5	10.5	6.7	14.5	6.5	9.5	9.8	14.0	7.8
3. Sometimes	25.3	25.3	26.0	25.3	30.0	23.7	26.5	27.1	22.1	23.9	30.9	22.2	27.8	26.6	29.7	28.4
4. Most days	24.8	24.8	24.7	24.8	22.1	22.3	26.1	25.1	24.6	25.4	24.3	25.1	24.1	29.1	24.0	17.2
5. Nearly every day	19.3	16.7	21.6	20.6	18.1	18.3	19.6	19.8	18.9	21.1	13.1	22.7	18.6	15.9	14.3	14.4
6. Every day	18.8	19.9	17.7	20.0	12.2	23.2	16.3	17.9	20.1	21.3	11.6	21.5	17.5	16.5	14.2	21.6
<i>Item 20760 Subject T02</i>	<i>N</i> 2136	951	1119	1502	243	392	577	758	409	1601	443	952	508	265	330	56
E22D: Exercise vigorously (jogging, swimming, calisthenics, or any other active sports)?																
1. Never	7.7	5.9	8.6	5.8	15.6	7.9	8.6	6.8	8.0	5.3	14.6	6.1	8.4	8.4	9.9	4.3
2. Seldom	16.5	13.4	19.1	17.4	14.5	14.7	18.7	16.7	14.9	15.5	20.8	15.5	14.8	17.7	20.6	19.2
3. Sometimes	24.0	20.6	27.3	24.3	23.4	26.0	24.8	23.1	22.6	22.8	26.9	22.9	22.4	25.3	27.9	26.1
4. Most days	16.1	15.8	16.4	16.7	17.4	16.5	16.8	16.5	13.8	16.9	14.1	16.6	14.8	16.1	16.0	26.1
5. Nearly every day	14.6	15.9	13.3	14.4	8.9	13.4	12.1	14.4	19.5	15.7	10.4	15.7	14.9	15.7	12.2	5.3
6. Every day	21.1	28.4	15.2	21.5	20.2	21.4	19.0	22.4	21.2	23.6	13.3	23.2	24.7	16.8	13.4	19.0
<i>Item 20770 Subject T02</i>	<i>N</i> 2130	943	1121	1504	243	393	577	755	405	1598	443	951	503	266	329	56
E22E: Get at least seven hours of sleep?																
1. Never	4.8	4.7	4.8	4.4	4.0	6.5	4.6	3.5	6.0	3.3	8.5	3.0	4.2	2.8	10.8	9.0
2. Seldom	17.8	15.7	20.0	18.0	18.5	17.4	22.4	17.7	12.0	18.0	17.3	15.8	16.2	17.8	24.4	31.1
3. Sometimes	21.7	21.6	22.0	21.7	22.6	18.5	20.3	22.6	24.9	22.2	21.3	20.3	21.7	30.0	20.3	18.7
4. Most days	23.4	23.9	23.2	23.7	22.6	23.2	22.0	25.3	22.3	23.4	23.7	24.9	25.8	20.4	18.7	23.7
5. Nearly every day	17.1	18.0	16.2	18.2	12.7	21.4	17.3	15.0	16.7	17.8	13.7	19.2	17.2	18.0	11.1	12.6
6. Every day	15.1	16.1	13.8	14.1	19.7	12.9	13.5	15.9	18.0	15.3	15.4	16.8	14.8	11.1	14.8	4.9
<i>Item 20780 Subject T02</i>	<i>N</i> 2135	946	1123	1503	243	392	579	756	407	1602	441	956	503	266	329	56
E22F: Get less sleep than you think you should?																
1. Never	8.1	8.9	7.2	5.0	18.4	7.8	7.9	7.8	9.1	6.6	12.7	7.1	10.6	6.0	9.2	3.3
2. Seldom	12.3	12.6	12.2	11.7	13.9	13.2	10.7	12.7	13.1	12.0	14.2	12.4	12.3	12.4	11.6	8.5
3. Sometimes	24.9	25.2	24.9	26.4	17.0	20.8	27.7	24.6	25.7	24.2	25.5	26.1	25.1	24.8	21.4	23.7
4. Most days	17.8	18.6	17.3	18.6	17.8	19.5	15.3	17.5	20.5	18.6	15.4	18.1	18.2	18.4	17.2	17.9
5. Nearly every day	15.9	14.3	16.9	15.6	15.8	20.3	15.0	15.1	14.5	17.0	11.3	16.1	14.9	17.7	16.3	15.5
6. Every day	20.9	20.4	21.5	22.7	17.0	18.4	23.4	22.4	17.2	21.6	20.8	20.2	19.1	20.7	24.3	31.0
<i>Item 20790 Subject T02</i>	<i>N</i> 2123	945	1113	1500	237	389	574	754	406	1593	439	952	500	264	326	56

DESCRIPTIVE RESULTS: 1997

127

QUESTIONNAIRE FORM 2 1997	TOTAL	SEX		RACE		REGION				COLLEGE PLANS?		ILLCIT DRUG USE: LIFETIME					
		M	F	White	Black	NE	NC	S	W	Yes	No	None	Mari- juana Only	Few Pills	More Pills	Any Her- oin	
<i>N (Weighted No. of Cases):</i>	2638	1204	1304	1726	343	556	706	906	469	1875	537	1152	627	309	402	71	
<i>% of Weighted Total:</i>	100.0	45.6	49.4	65.4	13.0	21.1	26.8	34.4	17.8	71.1	20.4	43.7	23.8	11.7	15.2	2.7	
E23: When you drive a car, how often do you wear a seatbelt?																	
1. Never	10.3	15.3	6.2	9.6	16.7	9.9	14.6	9.7	5.9	6.9	20.7	6.5	13.0	7.7	17.2	13.9	
2. Seldom	9.3	11.1	8.0	8.5	15.3	7.2	12.5	9.1	7.1	8.1	14.5	6.7	10.0	10.8	13.3	15.0	
3. Sometimes	9.9	10.8	9.4	9.1	16.2	10.3	12.8	8.8	7.4	8.6	12.9	6.7	13.7	13.3	10.6	12.9	
4. Often	12.9	13.7	11.8	12.6	14.6	12.1	14.5	12.3	12.1	12.6	13.9	12.5	14.4	14.0	10.5	15.2	
5. Always	54.0	47.1	60.0	57.7	32.7	56.7	42.3	57.7	61.2	61.0	32.8	63.2	47.5	49.7	45.0	36.8	
8. Does not apply	3.6	2.0	4.7	2.5	4.5	3.8	3.2	2.4	6.2	2.8	5.2	4.4	1.4	4.5	3.4	6.1	
<i>Item 22210 Subject F07, S02, T02</i>	<i>N</i>	<i>2130</i>	<i>946</i>	<i>1118</i>	<i>1505</i>	<i>236</i>	<i>392</i>	<i>580</i>	<i>753</i>	<i>404</i>	<i>1598</i>	<i>442</i>	<i>954</i>	<i>501</i>	<i>265</i>	<i>327</i>	<i>56</i>
E24: When you are riding in the front passenger seat of a car, how often do you wear a seatbelt?																	
1. Never	11.3	16.0	7.0	10.2	17.9	11.8	15.2	11.1	5.9	7.8	22.9	7.4	13.5	10.5	17.0	17.3	
2. Seldom	8.9	8.8	9.1	8.2	17.9	8.4	13.1	7.7	5.8	8.3	11.7	6.4	11.8	8.4	12.3	12.6	
3. Sometimes	12.2	11.8	12.2	11.6	18.4	8.8	15.2	12.4	10.6	10.4	15.8	8.2	14.3	19.4	13.7	15.9	
4. Often	17.5	18.0	16.9	18.2	14.5	17.5	20.7	15.5	16.5	17.5	17.0	17.1	18.0	21.6	15.0	19.6	
5. Always	49.8	45.1	54.5	51.6	30.0	52.9	35.2	53.2	61.2	55.9	31.8	60.9	42.5	39.8	41.1	31.3	
8. Does not apply	0.3	0.3	0.3	0.1	1.3	0.5	0.6	0.1	-	*	0.8	-	-	0.4	0.9	3.4	
<i>Item 22220 Subject F07, S02, T02</i>	<i>N</i>	<i>2128</i>	<i>943</i>	<i>1119</i>	<i>1504</i>	<i>237</i>	<i>393</i>	<i>576</i>	<i>751</i>	<i>408</i>	<i>1598</i>	<i>441</i>	<i>952</i>	<i>502</i>	<i>265</i>	<i>327</i>	<i>56</i>

*=less than .05 percent.

QUESTIONNAIRE FORM 3 1997	TOTAL	SEX		RACE		REGION				COLLEGE PLANS?		ILLICIT DRUG USE: LIFETIME				
		M	F	White	Black	NE	NC	S	W	Yes	No	None	Mari- juana Only	Few Pills	More Pills	Any Her- oin
<i>N (Weighted No. of Cases):</i> <i>% of Weighted Total:</i>	2648 100.0	1252 47.3	1262 47.7	1708 64.5	323 12.2	569 21.5	704 26.6	904 34.1	472 17.8	1885 71.2	563 21.3	1161 43.8	622 23.5	294 11.1	427 16.1	53 2.0
A01: Taking all things together, how would you say things are these days—would you say you're very happy, pretty happy, or not too happy these days?																
3. Very happy	19.0	19.6	18.9	21.6	12.9	15.2	21.9	21.6	13.9	20.8	14.6	23.3	13.7	14.3	19.2	17.4
2. Pretty happy	63.5	63.4	64.2	65.1	57.9	66.6	62.8	61.3	64.9	62.4	66.2	62.1	69.4	66.0	59.9	48.3
1. Not too happy	17.6	17.0	16.9	13.3	29.2	18.2	15.2	17.1	21.3	16.8	19.2	14.6	16.9	19.7	20.9	34.3
<i>Item 1190 Subject P01, Q01</i>	<i>N 2623</i>	<i>1239</i>	<i>1257</i>	<i>1696</i>	<i>322</i>	<i>561</i>	<i>702</i>	<i>896</i>	<i>465</i>	<i>1872</i>	<i>557</i>	<i>1154</i>	<i>615</i>	<i>292</i>	<i>425</i>	<i>53</i>
A02: Some people think a lot about the social problems of the nation and the world and about how they might be solved. Others spend little time thinking about these issues. How much do you think about such things?																
1. Never	4.1	5.5	2.5	4.5	2.7	4.7	4.2	3.4	4.8	3.3	6.5	3.4	4.6	2.9	6.3	4.8
2. Seldom	19.1	22.4	16.8	20.9	13.9	18.9	22.7	17.7	16.5	17.5	24.0	16.1	22.0	14.2	24.6	25.7
3. Sometimes	48.5	45.8	50.1	47.8	45.4	52.2	45.3	47.5	50.5	48.6	48.6	51.2	47.8	47.3	42.7	40.6
4. Quite often	23.0	20.5	25.8	21.7	30.1	19.3	22.0	26.1	23.0	24.4	18.1	24.0	20.2	28.8	22.1	19.8
5. A great deal	5.3	5.8	4.8	5.2	8.0	4.9	5.9	5.3	5.1	6.2	2.9	5.3	5.4	6.8	4.3	9.1
<i>Item 6880 Subject J, Q08</i>	<i>N 2624</i>	<i>1239</i>	<i>1258</i>	<i>1698</i>	<i>321</i>	<i>562</i>	<i>702</i>	<i>896</i>	<i>464</i>	<i>1870</i>	<i>560</i>	<i>1151</i>	<i>618</i>	<i>292</i>	<i>425</i>	<i>53</i>
A03: The next questions ask your opinions about a number of different topics. How much do you agree or disagree with each statement below?																
A03A: Men and women should be paid the same money if they do the same work																
1. Disagree	2.0	2.3	1.2	1.5	4.1	1.0	2.6	1.9	2.4	1.8	2.0	1.6	2.7	0.5	2.1	6.6
2. Mostly disagree	1.6	2.5	0.6	1.7	1.7	1.1	1.7	1.5	2.4	1.2	3.0	1.6	1.9	2.5	0.5	2.9
3. Neither	1.9	3.1	0.6	2.1	1.9	1.9	1.9	2.1	1.6	1.8	2.2	1.1	2.4	1.1	3.4	-
4. Mostly agree	11.8	17.1	6.6	11.3	11.7	11.8	10.4	13.2	11.3	11.7	11.5	11.0	11.9	14.1	10.4	20.9
5. Agree	82.6	75.0	91.0	83.4	80.6	84.2	83.4	81.3	82.2	83.5	81.4	84.7	81.1	81.8	83.6	69.5
<i>Item 7930 Subject D06</i>	<i>N 2645</i>	<i>1251</i>	<i>1262</i>	<i>1707</i>	<i>323</i>	<i>568</i>	<i>704</i>	<i>902</i>	<i>470</i>	<i>1884</i>	<i>563</i>	<i>1160</i>	<i>622</i>	<i>294</i>	<i>427</i>	<i>53</i>
A03B: Women should be considered as seriously as men for jobs as executives or politicians																
1. Disagree	3.1	4.8	0.8	2.8	3.8	2.2	3.6	2.9	4.0	2.5	4.7	2.2	4.3	2.0	2.8	11.2
2. Mostly disagree	2.3	4.0	0.4	2.5	1.2	1.9	3.0	2.2	1.8	2.2	1.6	2.2	2.2	1.2	2.5	8.5
3. Neither	4.1	6.3	1.6	4.4	1.5	3.1	3.0	5.3	4.5	3.1	7.4	3.7	3.0	5.2	3.4	4.3
4. Mostly agree	15.9	22.2	9.1	15.8	14.1	15.2	14.4	17.2	16.2	15.5	17.1	14.7	16.8	17.3	15.7	16.7
5. Agree	74.7	62.7	88.0	74.5	79.4	77.6	76.1	72.4	73.5	76.7	69.2	77.2	73.7	74.2	75.6	59.2
<i>Item 7940 Subject D06, H02</i>	<i>N 2643</i>	<i>1250</i>	<i>1262</i>	<i>1707</i>	<i>323</i>	<i>567</i>	<i>704</i>	<i>902</i>	<i>470</i>	<i>1884</i>	<i>562</i>	<i>1160</i>	<i>621</i>	<i>294</i>	<i>427</i>	<i>53</i>
A03C: A woman should have exactly the same job opportunities as a man																
1. Disagree	4.1	6.8	1.1	4.1	4.3	2.9	5.3	4.1	3.9	3.1	7.7	3.6	3.3	4.5	4.1	15.9
2. Mostly disagree	3.9	5.7	1.9	4.3	3.0	3.9	4.5	4.0	2.8	3.7	3.9	2.9	5.5	3.0	4.9	6.1
3. Neither	3.7	5.5	1.7	3.6	2.2	3.1	4.4	2.9	5.0	3.4	4.6	3.9	3.5	3.6	3.9	-
4. Mostly agree	21.2	26.1	16.8	22.2	18.4	19.0	21.4	24.3	17.9	21.7	19.7	21.2	20.5	23.6	21.4	16.0
5. Agree	67.0	55.9	78.5	65.7	72.1	71.1	64.4	64.6	70.4	68.0	64.1	68.4	67.2	65.1	65.7	62.1
<i>Item 7950 Subject D06</i>	<i>N 2626</i>	<i>1242</i>	<i>1257</i>	<i>1700</i>	<i>320</i>	<i>562</i>	<i>701</i>	<i>894</i>	<i>469</i>	<i>1873</i>	<i>560</i>	<i>1155</i>	<i>616</i>	<i>293</i>	<i>425</i>	<i>52</i>
A03D: A woman should have exactly the same educational opportunities as a man																
1. Disagree	1.1	1.7	0.4	0.9	1.6	0.4	1.7	1.0	1.5	0.7	2.4	0.7	1.8	0.6	0.9	6.8
2. Mostly disagree	0.7	0.7	0.7	0.5	2.3	0.4	0.5	1.0	0.6	0.7	0.6	0.8	0.6	-	0.5	-
3. Neither	1.2	1.7	0.4	1.1	0.4	1.4	1.4	0.9	1.4	0.8	1.7	1.1	1.0	1.5	0.9	0.9
4. Mostly agree	6.6	8.5	4.7	6.0	5.3	6.2	6.3	6.1	8.4	6.5	7.6	6.7	7.5	5.8	4.5	6.5
5. Agree	90.4	87.5	93.8	91.4	90.5	91.6	90.0	91.0	88.1	91.3	87.6	90.7	89.1	92.1	93.1	85.8
<i>Item 7960 Subject D06</i>	<i>N 2632</i>	<i>1245</i>	<i>1257</i>	<i>1701</i>	<i>321</i>	<i>566</i>	<i>701</i>	<i>896</i>	<i>469</i>	<i>1876</i>	<i>560</i>	<i>1154</i>	<i>620</i>	<i>294</i>	<i>425</i>	<i>51</i>

QUESTIONNAIRE FORM 3 1997	TOTAL	SEX		RACE		REGION				COLLEGE PLANS?		ILLICIT DRUG USE: LIFETIME				
		M	F	White	Black	NE	NC	S	W	Yes	No	None	Mari- juana Only	Few Pills	More Pills	Any Her- oin
<i>N (Weighted No. of Cases):</i>	2648	1252	1262	1708	323	569	704	904	472	1885	563	1161	622	294	427	53
<i>% of Weighted Total:</i>	100.0	47.3	47.7	64.5	12.2	21.5	26.6	34.1	17.8	71.2	21.3	43.8	23.5	11.1	16.1	2.0
A03E: It is usually better for everyone involved if the man is the achiever outside the home and the woman takes care of the home and family																
1. Disagree	38.1	22.0	54.2	36.5	46.2	43.0	38.7	34.6	37.9	40.0	31.8	37.6	40.5	40.6	33.3	40.1
2. Mostly disagree	17.0	15.8	18.6	17.4	16.8	19.2	17.6	15.0	17.2	18.1	13.8	17.1	17.0	16.2	19.5	17.5
3. Neither	17.5	24.4	10.4	18.1	13.6	17.3	17.5	18.0	17.0	17.3	18.5	17.3	16.6	19.9	19.2	5.8
4. Mostly agree	15.6	20.6	10.8	16.3	11.7	12.7	15.0	17.4	16.3	14.6	18.9	16.1	15.2	14.7	16.1	8.0
5. Agree	11.8	17.1	6.0	11.6	11.7	7.7	11.2	15.0	11.6	9.9	16.9	11.9	10.7	8.4	12.0	28.6
<i>Item 7970 Subject D05</i>	<i>N</i> 2634	1247	1257	1705	319	568	701	896	469	1879	559	1154	620	294	426	53
A03F: A preschool child is likely to suffer if the mother works																
1. Disagree	27.5	18.5	35.7	25.4	43.4	31.0	30.4	25.5	22.6	27.2	28.7	28.0	27.5	24.1	27.6	28.7
2. Mostly disagree	19.5	14.6	25.1	20.3	19.7	23.0	19.1	17.6	19.6	19.7	18.5	18.6	22.1	18.1	21.6	15.1
3. Neither	18.6	21.2	15.7	18.7	15.0	18.3	19.0	17.3	20.7	19.7	14.8	19.5	16.7	23.3	16.0	12.0
4. Mostly agree	20.5	25.6	15.0	21.0	11.7	18.7	18.1	23.3	21.1	19.6	21.1	18.8	22.3	20.1	21.2	23.5
5. Agree	14.0	20.1	8.5	14.7	10.2	9.0	13.4	16.4	16.1	13.7	16.9	15.1	11.3	14.4	13.6	20.7
<i>Item 7980 Subject D05</i>	<i>N</i> 2626	1243	1256	1698	323	564	698	898	466	1874	561	1152	622	290	427	53
A03G: A working mother can establish just as warm and secure a relationship with her children as a mother who does not work																
1. Disagree	9.5	14.1	4.5	9.4	6.6	7.3	9.2	9.8	12.1	8.9	11.3	9.6	9.6	8.8	7.8	18.8
2. Mostly disagree	13.9	20.2	7.9	14.3	7.2	14.8	10.8	15.1	15.3	14.7	12.0	14.4	13.5	14.1	14.3	12.8
3. Neither	9.3	13.6	5.2	10.2	5.9	9.9	7.8	8.3	12.7	9.4	9.2	8.5	9.7	10.2	10.4	5.9
4. Mostly agree	26.4	26.6	25.8	27.6	20.0	26.2	26.1	27.5	25.4	26.7	25.9	24.2	27.5	29.6	28.9	26.1
5. Agree	40.8	25.4	56.5	38.6	60.3	41.8	46.1	39.4	34.5	40.3	41.6	43.4	39.8	37.3	38.7	36.3
<i>Item 7990 Subject D05</i>	<i>N</i> 2639	1251	1259	1704	323	568	702	899	470	1882	562	1159	622	294	426	53
A04: The next questions are about pollution and the environment. How much do you agree or disagree with each statement below?																
A04A: Pollution of most types has increased in the U.S. in the last ten years																
1. Disagree	3.2	4.4	1.8	3.3	2.9	3.4	2.3	3.0	4.6	3.2	3.2	3.0	2.6	2.0	4.8	6.9
2. Mostly disagree	4.3	6.2	2.5	5.6	2.4	2.6	4.8	5.2	3.6	5.0	2.3	6.1	3.5	1.9	3.2	1.8
3. Neither	9.7	10.8	8.2	9.3	9.0	10.8	10.3	8.5	9.7	9.0	11.3	9.0	11.1	10.4	7.4	13.4
4. Mostly agree	29.7	30.9	29.0	29.0	32.3	29.6	29.5	28.5	32.7	31.9	23.4	28.9	31.1	33.6	28.6	27.0
5. Agree	53.1	47.7	58.6	52.8	53.4	53.6	53.1	54.7	49.4	51.0	59.8	53.0	51.7	52.1	55.9	50.9
<i>Item 8000 Subject F04</i>	<i>N</i> 2634	1248	1257	1702	322	563	702	901	468	1877	562	1157	618	294	426	53
A04B: Government should take steps to deal with our environmental problems, even if it means that most of us pay higher prices or taxes																
1. Disagree	10.1	10.9	8.3	8.0	18.9	8.1	11.1	9.8	11.5	9.1	13.0	9.4	10.6	7.8	11.5	11.3
2. Mostly disagree	10.5	11.3	10.1	9.8	12.2	8.6	10.0	11.2	12.3	9.7	13.9	10.1	10.6	10.7	11.3	14.0
3. Neither	19.5	17.7	21.4	19.9	17.5	21.1	21.5	17.3	18.7	18.0	25.3	18.5	18.7	22.1	20.5	25.4
4. Mostly agree	37.1	35.4	39.0	38.4	30.2	38.2	36.1	38.4	34.9	39.7	27.8	39.9	36.6	36.1	34.6	19.6
5. Agree	22.8	24.7	21.1	23.8	21.1	24.0	21.3	23.3	22.5	23.5	20.1	22.0	23.5	23.3	22.0	29.7
<i>Item 8010 Subject F04, H02</i>	<i>N</i> 2629	1246	1257	1700	323	564	701	897	467	1878	560	1156	619	293	425	53
A04C: I would prefer to pay more money for things that will last a long time, rather than have them cost less and break sooner																
1. Disagree	1.7	2.1	1.1	1.3	3.5	1.9	1.1	2.1	1.7	1.2	3.0	1.8	2.3	1.3	0.5	1.2
2. Mostly disagree	1.6	2.0	1.2	1.1	2.4	0.9	2.1	1.0	2.6	1.4	2.0	1.2	2.1	1.6	1.6	2.8
3. Neither	5.6	5.8	5.3	5.9	3.5	6.1	5.1	4.4	8.0	5.3	6.9	5.6	5.3	3.1	6.7	9.7
4. Mostly agree	24.4	23.6	25.3	25.6	20.7	25.8	23.4	24.8	23.8	24.9	23.1	25.0	24.1	27.5	23.5	15.8
5. Agree	66.6	66.4	67.0	66.1	69.9	65.2	68.3	67.6	64.0	67.2	65.0	66.3	66.2	66.5	67.8	70.5
<i>Item 8020 Subject F01</i>	<i>N</i> 2634	1248	1259	1702	323	561	702	900	470	1881	562	1158	619	294	427	53

QUESTIONNAIRE FORM 3 1997	TOTAL	SEX		RACE		REGION				COLLEGE PLANS?		ILLICIT DRUG USE: LIFETIME				
		M	F	White	Black	NE	NC	S	W	Yes	No	None	Mari- juana Only	Few Pills	More Pills	Any Her- oin
<i>N (Weighted No. of Cases):</i> <i>% of Weighted Total:</i>	2648 100.0	1252 47.3	1262 47.7	1708 64.5	323 12.2	569 21.5	704 26.6	904 34.1	472 17.8	1885 71.2	563 21.3	1161 43.8	622 23.5	294 11.1	427 16.1	53 2.0
A04D: I would probably be willing to use a bicycle or mass transit (if available) rather than a car to get to work																
1. Disagree	37.5	39.0	35.9	33.4	57.2	29.6	36.0	43.8	37.2	34.9	45.6	36.8	38.9	35.4	37.3	43.2
2. Mostly disagree	20.3	21.5	19.6	21.1	19.2	23.2	19.5	18.5	21.5	21.7	16.4	18.1	22.9	29.5	18.3	18.1
3. Neither	12.4	12.0	12.3	12.7	7.5	10.4	14.2	12.1	12.8	12.3	11.7	14.9	9.2	9.5	13.0	6.5
4. Mostly agree	17.1	15.2	18.8	18.8	9.4	19.8	17.0	16.9	14.3	17.5	16.1	18.0	18.6	14.6	14.5	14.1
5. Agree	12.7	12.3	13.4	14.1	6.6	17.0	13.2	8.7	14.2	13.7	10.1	12.3	10.5	11.1	17.0	18.1
<i>Item 8030 Subject F07</i>	<i>N 2634</i>	<i>1249</i>	<i>1260</i>	<i>1703</i>	<i>323</i>	<i>564</i>	<i>702</i>	<i>898</i>	<i>470</i>	<i>1881</i>	<i>561</i>	<i>1159</i>	<i>619</i>	<i>294</i>	<i>426</i>	<i>53</i>
A04E: I would be willing to eat less meat and more grains and vegetables, if it would help provide food for starving people																
1. Disagree	13.0	20.2	5.6	13.5	13.7	10.1	14.2	13.5	13.5	10.8	19.4	11.9	13.2	10.6	15.0	21.6
2. Mostly disagree	9.4	13.5	5.4	9.9	8.1	7.9	10.7	9.3	9.5	10.2	7.1	10.0	9.4	9.4	8.5	10.3
3. Neither	14.9	18.6	10.7	15.0	9.0	14.8	16.1	14.6	13.5	14.0	18.1	15.5	14.1	12.9	16.7	7.4
4. Mostly agree	26.5	24.9	28.4	26.3	30.7	30.2	24.4	26.2	26.1	27.3	23.4	27.8	26.6	29.5	22.5	17.0
5. Agree	36.2	22.8	49.9	35.3	38.4	37.0	34.6	36.3	37.3	37.6	32.0	34.8	36.6	37.6	37.2	43.7
<i>Item 8040 Subject F03, O03</i>	<i>N 2626</i>	<i>1246</i>	<i>1255</i>	<i>1699</i>	<i>322</i>	<i>563</i>	<i>701</i>	<i>894</i>	<i>468</i>	<i>1878</i>	<i>559</i>	<i>1153</i>	<i>617</i>	<i>293</i>	<i>427</i>	<i>53</i>
A05: In the following list you will find some statements about leisure time and work. Please show whether you agree or disagree with each statement.																
A05A: I like the kind of work you can forget about after the work day is over																
1. Disagree	12.6	13.6	11.0	11.0	19.4	11.4	13.4	12.6	12.5	12.3	11.8	14.6	13.3	9.0	7.1	7.9
2. Mostly disagree	16.1	15.3	17.0	15.8	17.2	16.1	12.4	17.6	19.0	17.4	13.0	18.0	14.8	15.5	13.2	25.6
3. Neither	14.6	14.3	15.6	15.6	10.1	16.4	15.2	11.7	17.0	15.9	10.9	15.6	13.2	13.8	14.8	18.0
4. Mostly agree	23.6	22.0	26.0	24.2	19.8	25.4	24.5	23.6	20.0	24.6	21.5	23.3	24.8	27.2	23.4	13.2
5. Agree	33.1	34.8	30.5	33.3	33.4	30.7	34.6	34.4	31.5	29.8	42.9	28.5	33.9	34.5	41.6	35.2
<i>Item 8050 Subject C04</i>	<i>N 2632</i>	<i>1248</i>	<i>1259</i>	<i>1702</i>	<i>323</i>	<i>563</i>	<i>703</i>	<i>898</i>	<i>469</i>	<i>1881</i>	<i>562</i>	<i>1158</i>	<i>619</i>	<i>294</i>	<i>426</i>	<i>53</i>
A05B: To me, work is nothing more than making a living																
1. Disagree	30.1	25.1	34.9	30.8	27.7	28.3	28.9	32.1	30.2	32.4	24.4	36.0	25.3	26.4	24.6	23.0
2. Mostly disagree	25.2	24.5	27.1	27.1	18.3	27.9	24.8	22.9	26.7	27.2	19.0	24.6	26.1	26.9	26.7	23.5
3. Neither	11.9	12.8	11.3	13.0	8.3	14.1	10.6	11.9	11.3	12.2	11.9	11.6	12.2	11.0	12.9	12.5
4. Mostly agree	16.0	17.7	13.9	15.2	14.1	15.5	18.3	14.0	17.3	14.1	21.5	12.2	20.0	20.8	17.9	12.4
5. Agree	16.8	19.9	12.7	13.8	31.6	14.3	17.4	19.1	14.5	14.1	23.2	15.6	16.4	14.9	17.8	28.6
<i>Item 8060 Subject C06</i>	<i>N 2631</i>	<i>1247</i>	<i>1259</i>	<i>1702</i>	<i>323</i>	<i>564</i>	<i>703</i>	<i>896</i>	<i>468</i>	<i>1880</i>	<i>562</i>	<i>1156</i>	<i>619</i>	<i>293</i>	<i>427</i>	<i>53</i>
A05C: I expect my work to be a very central part of my life																
1. Disagree	6.7	6.5	6.5	6.8	6.1	5.8	7.1	7.2	6.2	5.9	8.8	6.3	7.4	4.3	7.4	13.0
2. Mostly disagree	10.6	10.7	10.9	11.6	6.9	9.4	12.3	9.8	11.3	10.5	10.5	9.8	10.6	14.0	11.2	16.5
3. Neither	18.7	20.7	16.8	19.4	12.0	19.2	19.3	16.4	21.6	18.3	21.8	18.8	19.4	17.7	18.1	19.4
4. Mostly agree	36.9	35.4	39.0	37.7	37.0	38.2	36.3	36.8	36.5	38.5	33.7	35.2	36.1	36.9	43.2	35.2
5. Agree	27.1	26.7	26.8	24.5	38.0	27.4	25.1	29.8	24.5	26.8	25.1	30.0	26.4	27.1	20.1	15.9
<i>Item 8070 Subject C06</i>	<i>N 2628</i>	<i>1241</i>	<i>1260</i>	<i>1698</i>	<i>322</i>	<i>562</i>	<i>699</i>	<i>899</i>	<i>468</i>	<i>1878</i>	<i>559</i>	<i>1159</i>	<i>615</i>	<i>291</i>	<i>426</i>	<i>53</i>
A05D: I want to do my best in my job, even if this sometimes means working overtime																
1. Disagree	2.4	2.7	1.7	2.7	1.3	2.2	4.6	1.5	1.3	1.5	4.2	2.2	2.1	1.0	3.7	4.8
2. Mostly disagree	2.9	3.5	2.1	3.0	1.6	4.5	2.9	2.1	2.6	2.4	4.3	1.6	4.4	3.9	3.3	2.3
3. Neither	7.1	9.0	5.3	7.4	5.1	7.4	7.8	5.8	8.1	6.9	8.1	6.9	7.3	4.4	7.7	11.3
4. Mostly agree	34.7	34.1	35.7	36.6	27.6	37.1	31.1	35.0	36.8	36.0	33.5	32.4	34.4	41.2	40.5	33.9
5. Agree	52.9	50.7	55.2	50.3	64.3	48.8	53.6	55.7	51.3	53.1	50.0	56.8	51.9	49.6	44.8	47.7
<i>Item 8080 Subject C06</i>	<i>N 2626</i>	<i>1246</i>	<i>1256</i>	<i>1699</i>	<i>322</i>	<i>563</i>	<i>700</i>	<i>896</i>	<i>467</i>	<i>1877</i>	<i>561</i>	<i>1155</i>	<i>619</i>	<i>291</i>	<i>426</i>	<i>53</i>

DESCRIPTIVE RESULTS: 1997

131

QUESTIONNAIRE FORM 3 1997	TOTAL	SEX		RACE		REGION				COLLEGE PLANS?		ILLICIT DRUG USE: LIFETIME				
		M	F	White	Black	NE	NC	S	W	Yes	No	None	Mari- juana Only	Few Pills	More Pills	Any Her- oin
<i>N (Weighted No. of Cases):</i> <i>% of Weighted Total:</i>	2648 100.0	1252 47.3	1262 47.7	1708 64.5	323 12.2	569 21.5	704 26.6	904 34.1	472 17.8	1885 71.2	563 21.3	1161 43.8	622 23.5	294 11.1	427 16.1	53 2.0
A05E: I would like to stay in the same job for most of my adult life																
1. Disagree	10.2	11.1	9.1	7.9	15.1	10.7	8.2	9.2	14.7	9.7	11.1	7.7	13.0	10.4	12.3	11.4
2. Mostly disagree	9.7	8.7	10.4	8.8	12.5	12.1	9.5	8.8	9.2	10.5	7.0	8.0	11.2	11.4	11.7	2.7
3. Neither	15.7	16.5	15.6	16.0	12.1	17.1	15.4	13.9	17.8	16.6	13.3	16.4	16.4	10.6	15.3	25.8
4. Mostly agree	29.0	30.1	27.2	29.9	24.5	26.3	30.0	30.1	28.6	29.0	28.6	29.2	27.1	32.0	30.0	22.6
5. Agree	35.3	33.7	37.7	37.3	35.8	33.7	36.9	37.9	29.7	34.2	40.0	38.7	32.4	35.5	30.7	37.5
<i>Item 8090 Subject C03</i>	<i>N 2626</i>	<i>1243</i>	<i>1257</i>	<i>1698</i>	<i>321</i>	<i>564</i>	<i>701</i>	<i>894</i>	<i>467</i>	<i>1874</i>	<i>562</i>	<i>1151</i>	<i>621</i>	<i>292</i>	<i>426</i>	<i>53</i>
A06: If you were to get enough money to live as comfortably as you'd like for the rest of your life, would you want to work?																
1. I would want to work	71.8	65.7	78.3	70.6	68.9	75.5	68.3	70.3	75.4	73.9	68.2	76.4	71.2	73.5	65.2	55.1
2. I would not want to work	28.2	34.3	21.7	29.4	31.1	24.5	31.7	29.7	24.6	26.1	31.8	23.6	28.8	26.5	34.8	44.9
<i>Item 8100 Subject C06</i>	<i>N 2563</i>	<i>1212</i>	<i>1240</i>	<i>1675</i>	<i>309</i>	<i>546</i>	<i>691</i>	<i>870</i>	<i>455</i>	<i>1842</i>	<i>546</i>	<i>1132</i>	<i>603</i>	<i>286</i>	<i>419</i>	<i>50</i>
The next questions are about living or working with people of different races. Please rate each of the statements below using the following terms:																
Not at all acceptable: I'd avoid this if I possibly could.																
Somewhat acceptable: I could live with this, but not be happy about it.																
Acceptable: This would be O.K., or I'd be neutral about this.																
Desirable: I'd really like this.																
A07: How would you feel about . . .																
A07A: Having close personal friends of another race?																
1. Not at all acceptable	2.0	2.5	1.1	2.3	0.9	1.5	2.7	2.2	1.4	1.1	4.4	1.5	2.9	0.9	1.6	9.5
2. Somewhat acceptable	4.6	7.0	2.0	4.7	6.6	4.8	5.1	5.1	2.6	3.3	8.5	3.8	3.2	3.9	7.6	8.6
3. Acceptable	51.5	56.3	46.3	54.2	52.2	49.1	55.1	53.8	45.0	51.1	52.3	50.0	53.6	56.7	50.6	43.3
4. Desirable	41.8	34.3	50.6	38.8	40.3	44.6	37.1	39.0	51.1	44.5	34.8	44.7	40.3	38.6	40.3	38.5
<i>Item 8110 Subject N01</i>	<i>N 2629</i>	<i>1247</i>	<i>1255</i>	<i>1700</i>	<i>321</i>	<i>566</i>	<i>701</i>	<i>895</i>	<i>468</i>	<i>1876</i>	<i>561</i>	<i>1155</i>	<i>618</i>	<i>292</i>	<i>426</i>	<i>53</i>
A07B: Having a job with a supervisor of a different race?																
1. Not at all acceptable	2.2	2.8	1.1	2.5	0.4	1.7	3.2	2.0	1.8	1.2	5.6	1.1	3.5	1.7	2.3	10.5
2. Somewhat acceptable	5.8	7.9	3.7	6.4	6.9	5.9	6.6	6.3	3.2	4.9	8.1	5.3	5.6	6.7	7.0	4.7
3. Acceptable	67.3	69.0	65.6	68.2	74.3	66.9	66.4	70.6	62.7	68.7	61.8	68.7	65.8	67.4	67.1	57.3
4. Desirable	24.7	20.2	29.6	22.9	18.4	25.4	23.8	21.1	32.3	25.2	24.4	24.9	25.0	24.2	23.6	27.5
<i>Item 8120 Subject C05, N01</i>	<i>N 2629</i>	<i>1248</i>	<i>1253</i>	<i>1701</i>	<i>321</i>	<i>564</i>	<i>701</i>	<i>897</i>	<i>467</i>	<i>1876</i>	<i>561</i>	<i>1153</i>	<i>618</i>	<i>294</i>	<i>426</i>	<i>53</i>
A07C: Having family of a different race (but same level of education and income) move next door to you??																
1. Not at all acceptable	3.4	4.6	1.5	3.7	2.3	3.4	4.3	3.5	1.9	2.3	6.6	2.4	3.8	2.4	3.9	13.4
2. Somewhat acceptable	6.0	8.9	3.6	6.9	7.1	6.5	6.8	7.0	2.4	5.7	7.6	5.9	5.4	4.1	7.7	5.8
3. Acceptable	56.1	58.1	53.0	56.3	59.3	56.1	58.3	57.8	49.3	55.1	57.3	55.8	58.0	56.4	55.4	49.7
4. Desirable	34.5	28.4	41.9	33.0	31.2	34.0	30.5	31.7	46.3	36.9	28.5	35.9	32.9	37.0	33.0	31.1
<i>Item 8130 Subject N01</i>	<i>N 2628</i>	<i>1246</i>	<i>1255</i>	<i>1700</i>	<i>321</i>	<i>566</i>	<i>701</i>	<i>896</i>	<i>465</i>	<i>1876</i>	<i>560</i>	<i>1153</i>	<i>618</i>	<i>294</i>	<i>426</i>	<i>52</i>
A07D: Having your (future) children's friends be all of your race?																
1. Not at all acceptable	19.7	17.6	22.3	18.7	17.2	18.7	18.5	20.0	22.4	19.9	18.9	17.9	23.5	20.4	17.7	23.8
2. Somewhat acceptable	22.0	20.7	23.7	23.4	17.8	24.0	21.5	20.6	23.1	23.9	16.7	24.7	17.2	26.3	21.1	9.8
3. Acceptable	42.9	45.4	40.0	43.1	44.7	42.1	44.5	43.2	40.7	42.7	42.3	43.1	41.8	40.6	45.3	38.5
4. Desirable	15.4	16.3	14.0	14.8	20.4	15.2	15.6	16.1	13.7	13.5	22.0	14.3	17.5	12.6	15.9	27.9
<i>Item 8140 Subject N01</i>	<i>N 2610</i>	<i>1239</i>	<i>1244</i>	<i>1690</i>	<i>320</i>	<i>559</i>	<i>694</i>	<i>893</i>	<i>464</i>	<i>1862</i>	<i>557</i>	<i>1141</i>	<i>614</i>	<i>294</i>	<i>423</i>	<i>53</i>

QUESTIONNAIRE FORM 3 1997	TOTAL	SEX		RACE		REGION				COLLEGE PLANS?		ILLICIT DRUG USE: LIFETIME				
		M	F	White	Black	NE	NC	S	W	Yes	No	None	Mari- juana Only	Few Pills	More Pills	Any Her- oin
<i>N (Weighted No. of Cases):</i>	2648	1252	1262	1708	323	569	704	904	472	1885	563	1161	622	294	427	53
<i>% of Weighted Total:</i>	100.0	47.3	47.7	64.5	12.2	21.5	26.6	34.1	17.8	71.2	21.3	43.8	23.5	11.1	16.1	2.0
A07E: Having some of your (future) children's friends be of other races?																
1. Not at all acceptable	2.4	3.2	1.1	3.0	0.6	2.1	4.4	1.8	1.1	1.6	5.0	1.6	4.2	1.5	1.7	8.5
2. Somewhat acceptable	5.3	7.5	2.8	5.4	6.7	4.1	6.2	6.7	2.5	4.6	8.1	5.3	4.1	4.6	6.7	6.9
3. Acceptable	50.1	53.1	46.2	51.2	52.8	51.4	48.5	53.0	45.2	49.3	51.6	49.6	49.8	49.3	52.5	48.5
4. Desirable	42.2	36.2	49.9	40.5	39.9	42.5	40.8	38.5	51.2	44.6	35.4	43.6	41.9	44.5	39.0	36.1
<i>Item 8150 Subject N01</i>	<i>N</i> 2629	1248	1254	1701	321	565	700	897	466	1878	561	1154	618	294	426	53
A08: How would you feel about having a job where . . .																
A08A: . . . all the employees are of your race?																
1. Not at all acceptable	9.2	8.0	10.5	7.6	9.6	8.7	7.7	9.3	12.0	9.6	7.3	10.2	7.0	8.2	8.4	15.5
2. Somewhat acceptable	19.1	16.0	22.8	18.3	22.9	22.6	16.1	19.1	19.4	19.9	16.5	19.9	20.9	21.8	14.7	7.5
3. Acceptable	54.5	56.6	52.1	57.2	47.5	52.7	56.7	54.1	54.3	55.5	52.2	53.7	53.6	58.2	57.4	50.6
4. Desirable	17.1	19.4	14.6	16.9	20.0	16.0	19.5	17.4	14.4	15.0	24.1	16.2	18.5	11.7	19.4	26.4
<i>Item 8160 Subject C05, N01</i>	<i>N</i> 2626	1247	1254	1701	321	566	701	896	463	1877	561	1154	616	294	427	53
A08B: . . . some employees are of a different race?																
1. Not at all acceptable	1.4	1.9	0.6	1.6	0.2	1.0	2.4	0.6	1.8	0.6	3.7	1.0	1.3	2.1	1.4	6.7
2. Somewhat acceptable	4.8	6.6	2.9	4.8	5.1	4.0	5.3	5.8	3.3	4.0	7.8	4.7	3.7	3.3	6.3	10.1
3. Acceptable	65.2	69.9	59.8	68.0	64.1	67.0	67.5	65.7	58.6	64.8	65.4	63.1	65.7	68.7	67.1	67.5
4. Desirable	28.6	21.7	36.6	25.7	30.5	28.0	24.8	27.9	36.3	30.6	23.1	31.3	29.3	26.0	25.2	15.7
<i>Item 8170 Subject C05, N01</i>	<i>N</i> 2626	1247	1254	1701	321	566	699	897	465	1875	561	1153	616	294	427	53
A08C: . . . most employees are of a different race?																
1. Not at all acceptable	8.2	8.9	7.1	9.9	6.1	7.0	10.9	9.1	4.2	6.8	12.3	7.5	8.0	6.8	10.9	12.4
2. Somewhat acceptable	21.8	25.8	18.4	24.7	23.1	19.8	23.7	24.9	15.3	21.8	22.8	19.6	23.4	26.3	22.4	18.5
3. Acceptable	57.1	54.9	59.0	57.4	54.2	61.0	56.5	53.8	59.5	59.1	50.6	58.8	55.4	55.0	55.1	61.8
4. Desirable	13.0	10.5	15.4	7.9	16.6	12.2	9.0	12.3	21.1	12.2	14.4	14.1	13.2	11.9	11.5	7.3
<i>Item 8180 Subject C05, N01</i>	<i>N</i> 2625	1245	1256	1698	321	566	699	895	466	1877	559	1152	618	294	426	53
A09: How would you feel about living in an area where . . .																
A09A: . . . all the neighbors are of your race?																
1. Not at all acceptable	6.5	5.6	7.5	5.2	8.6	5.5	4.5	7.3	9.3	6.6	6.0	7.3	6.1	3.5	6.4	6.1
2. Somewhat acceptable	14.0	13.6	14.6	12.1	15.4	13.6	13.0	14.4	15.2	13.9	13.0	13.4	14.1	17.2	13.0	16.5
3. Acceptable	57.3	55.9	58.4	59.4	54.8	59.9	58.6	54.0	58.5	59.8	50.4	57.2	58.1	61.9	55.9	45.7
4. Desirable	22.2	24.9	19.5	23.3	21.3	21.0	23.9	24.3	17.0	19.8	30.6	22.1	21.7	17.5	24.7	31.6
<i>Item 8190 Subject N01</i>	<i>N</i> 2627	1247	1254	1701	320	565	698	897	467	1876	561	1155	618	294	426	53
A09B: . . . some of the neighbors are of other races?																
1. Not at all acceptable	1.7	1.8	1.3	1.7	0.7	0.8	3.1	1.3	1.5	0.9	3.7	1.2	1.8	2.0	1.9	6.7
2. Somewhat acceptable	5.9	8.8	3.1	6.2	5.8	5.8	5.8	6.8	4.8	4.9	9.7	6.2	5.8	3.1	7.1	5.7
3. Acceptable	68.0	70.0	65.9	71.2	63.2	71.5	67.6	68.8	62.9	68.5	66.6	65.7	67.7	73.0	71.4	75.3
4. Desirable	24.3	19.4	29.8	20.9	30.3	21.9	23.6	23.0	30.8	25.7	19.9	26.9	24.8	21.8	19.7	12.4
<i>Item 8200 Subject N01</i>	<i>N</i> 2628	1249	1254	1701	321	566	699	897	467	1878	561	1155	618	294	426	53
A09C: . . . most of the neighbors are of other races?																
1. Not at all acceptable	12.2	14.3	10.3	15.4	7.2	12.5	14.2	13.8	6.0	11.5	15.1	11.6	13.3	9.5	14.7	17.8
2. Somewhat acceptable	25.6	27.6	23.7	30.3	22.8	23.8	27.8	27.8	19.9	25.8	26.6	23.7	26.9	28.7	28.5	8.0
3. Acceptable	51.6	49.7	53.1	48.7	52.2	54.1	51.0	48.1	55.9	52.9	45.6	52.9	49.4	52.5	48.5	68.4
4. Desirable	10.6	8.4	12.9	5.7	17.7	9.6	7.0	10.2	18.1	9.8	12.7	11.8	10.5	9.2	8.4	5.8
<i>Item 8210 Subject N01</i>	<i>N</i> 2621	1245	1251	1696	321	564	697	894	466	1877	556	1155	617	293	421	53

DESCRIPTIVE RESULTS: 1997

133

QUESTIONNAIRE FORM 3 1997	TOTAL	SEX		RACE		REGION				COLLEGE PLANS?		ILLICIT DRUG USE: LIFETIME				
		M	F	White	Black	NE	NC	S	W	Yes	No	None	Mari- juana Only	Few Pills	More Pills	Any Her- oin
<i>N (Weighted No. of Cases):</i>	2648	1252	1262	1708	323	569	704	904	472	1885	563	1161	622	294	427	53
<i>% of Weighted Total:</i>	100.0	47.3	47.7	64.5	12.2	21.5	26.6	34.1	17.8	71.2	21.3	43.8	23.5	11.1	16.1	2.0
A10: How would you feel about having your (future) children go to schools where . . .																
A10A: . . . all the children are of your race?																
1. Not at all acceptable	12.6	10.7	14.6	10.1	11.3	11.9	7.1	13.6	19.8	13.5	10.2	11.5	12.9	15.7	11.3	14.9
2. Somewhat acceptable	17.4	15.9	19.3	16.7	17.8	18.5	16.0	18.6	16.2	18.0	14.3	19.2	17.4	17.6	14.0	12.9
3. Acceptable	51.0	52.5	49.4	52.6	53.8	50.9	56.9	47.1	50.0	52.3	47.1	49.4	51.7	53.7	54.0	49.3
4. Desirable	18.9	20.8	16.7	20.6	17.1	18.7	20.1	20.7	14.1	16.2	28.4	19.9	18.0	13.0	20.8	22.9
<i>Item 8220 Subject B03, N01</i>	<i>N 2620</i>	<i>1245</i>	<i>1249</i>	<i>1694</i>	<i>321</i>	<i>564</i>	<i>698</i>	<i>893</i>	<i>465</i>	<i>1874</i>	<i>558</i>	<i>1149</i>	<i>617</i>	<i>293</i>	<i>425</i>	<i>53</i>
A10B: . . . some of the children are of other races?																
1. Not at all acceptable	1.4	1.5	0.9	1.4	0.6	0.6	2.7	0.9	1.7	0.7	3.7	1.3	1.6	0.5	1.0	7.8
2. Somewhat acceptable	5.5	8.0	3.1	5.9	3.8	5.7	4.9	6.3	4.5	4.2	9.0	4.7	6.6	4.6	5.7	6.1
3. Acceptable	63.8	66.9	59.8	65.6	62.4	63.8	64.7	65.9	58.2	63.4	63.5	62.7	62.4	66.8	66.0	69.9
4. Desirable	29.3	23.6	36.2	27.1	33.2	29.9	27.7	26.9	35.7	31.6	23.9	31.2	29.5	28.1	27.3	16.2
<i>Item 8230 Subject B03, N01</i>	<i>N 2620</i>	<i>1245</i>	<i>1249</i>	<i>1694</i>	<i>321</i>	<i>564</i>	<i>698</i>	<i>893</i>	<i>464</i>	<i>1873</i>	<i>557</i>	<i>1149</i>	<i>617</i>	<i>293</i>	<i>425</i>	<i>53</i>
A10C: . . . most of the children are of other races?																
1. Not at all acceptable	15.2	17.1	12.7	18.6	10.6	13.2	18.2	17.6	8.3	14.4	17.9	14.5	14.6	14.3	18.4	18.7
2. Somewhat acceptable	25.7	26.8	25.5	30.0	23.0	26.2	25.1	28.0	21.4	26.1	25.9	24.7	26.4	28.1	28.6	9.5
3. Acceptable	48.2	47.1	48.7	45.4	50.3	50.1	48.9	44.0	52.5	49.0	43.5	48.2	49.4	47.4	43.9	66.1
4. Desirable	11.0	9.0	13.1	6.0	16.1	10.5	7.7	10.4	17.8	10.4	12.7	12.6	9.6	10.2	9.1	5.7
<i>Item 8240 Subject B03, N01</i>	<i>N 2616</i>	<i>1243</i>	<i>1247</i>	<i>1691</i>	<i>321</i>	<i>562</i>	<i>698</i>	<i>891</i>	<i>464</i>	<i>1871</i>	<i>557</i>	<i>1147</i>	<i>616</i>	<i>292</i>	<i>425</i>	<i>53</i>
A11: What race are your close friends?																
1. All my race	26.9	26.6	27.6	30.2	34.9	22.8	39.5	26.4	13.9	26.4	29.5	30.0	27.8	19.6	23.4	19.6
2. Almost all my race	27.6	28.0	26.9	32.2	20.6	29.3	30.0	26.4	24.2	28.1	27.3	26.4	28.9	30.0	29.1	33.0
3. Mostly my race	22.5	23.9	20.9	24.7	19.4	23.8	19.2	24.4	22.0	23.0	20.4	20.2	21.4	24.6	27.7	26.9
4. About half my race	12.6	12.1	13.3	9.7	15.2	12.4	6.1	12.5	23.1	12.8	12.1	12.4	12.2	13.2	12.2	10.9
5. Mostly other race(s)	6.5	5.2	7.6	2.5	5.9	8.2	2.7	6.7	9.6	5.9	6.8	6.3	6.3	8.7	4.8	9.6
6. Almost all other race(s)	3.9	4.2	3.7	0.7	3.9	3.4	2.5	3.6	7.2	3.8	3.9	4.8	3.3	3.9	3.0	-
<i>Item 8250 Subject N03</i>	<i>N 2596</i>	<i>1234</i>	<i>1246</i>	<i>1685</i>	<i>320</i>	<i>555</i>	<i>695</i>	<i>891</i>	<i>455</i>	<i>1859</i>	<i>556</i>	<i>1143</i>	<i>607</i>	<i>292</i>	<i>424</i>	<i>53</i>
A12: What race are the people in your neighborhood?																
1. All my race	34.9	35.4	34.4	44.3	28.2	33.1	50.1	34.3	15.5	34.6	36.8	38.8	33.3	29.2	30.2	42.1
2. Almost all my race	26.9	27.2	26.5	32.2	17.3	27.6	26.3	28.9	23.1	28.4	25.8	25.4	26.4	27.0	32.7	23.7
3. Mostly my race	13.9	14.7	13.6	13.5	13.0	14.4	10.3	13.8	19.2	13.5	13.8	11.1	15.0	16.6	17.2	18.1
4. About half my race	10.0	7.9	11.9	6.4	19.9	8.7	6.0	10.0	17.5	9.4	10.0	9.1	10.1	14.1	9.4	7.4
5. Mostly other race(s)	8.4	9.2	7.7	2.4	12.2	9.4	4.3	7.6	14.7	7.8	9.1	8.3	9.6	8.6	6.8	7.3
6. Almost all other race(s)	5.9	5.7	5.9	1.2	9.3	6.8	2.8	5.5	10.1	6.2	4.5	7.3	5.5	4.3	3.6	1.5
<i>Item 8260 Subject N03</i>	<i>N 2605</i>	<i>1235</i>	<i>1247</i>	<i>1688</i>	<i>320</i>	<i>561</i>	<i>695</i>	<i>889</i>	<i>460</i>	<i>1865</i>	<i>555</i>	<i>1147</i>	<i>609</i>	<i>292</i>	<i>423</i>	<i>53</i>
A13: What race were the students in the elementary school where you spent the most time?																
1. All my race	26.3	26.2	26.9	32.2	19.2	26.1	42.6	20.3	13.2	25.6	29.8	29.4	23.7	26.5	20.7	36.7
2. Almost all my race	26.9	26.6	27.1	33.2	15.0	31.6	30.1	23.8	22.2	28.0	24.4	25.0	25.6	24.4	36.2	32.7
3. Mostly my race	14.9	15.6	14.4	16.1	14.4	15.6	10.5	17.6	15.7	15.8	11.8	13.5	14.9	18.5	16.4	11.4
4. About half my race	15.9	16.1	15.0	13.4	22.7	11.2	8.0	21.3	23.4	15.1	16.7	14.4	19.1	15.3	14.8	8.4
5. Mostly other race(s)	9.3	9.3	9.3	3.9	13.1	8.0	5.1	10.3	15.4	8.7	11.2	10.4	10.0	8.4	6.7	2.9
6. Almost all other race(s)	6.7	6.2	7.3	1.3	15.6	7.5	3.7	6.8	10.2	6.8	6.2	7.2	6.7	6.9	5.2	7.9
<i>Item 8270 Subject B03, N03</i>	<i>N 2600</i>	<i>1236</i>	<i>1249</i>	<i>1693</i>	<i>318</i>	<i>562</i>	<i>693</i>	<i>890</i>	<i>454</i>	<i>1865</i>	<i>556</i>	<i>1144</i>	<i>609</i>	<i>292</i>	<i>424</i>	<i>53</i>
A14: What race are the students in your present school (if you are in school)?																
1. All my race	10.1	10.2	9.8	12.3	11.2	5.5	18.6	9.9	3.4	8.8	14.0	10.4	9.0	9.7	11.2	17.2
2. Almost all my race	28.2	27.3	28.8	35.1	18.0	31.3	40.2	21.6	18.7	29.4	25.2	29.2	26.4	27.6	28.3	34.2
3. Mostly my race	23.2	24.8	21.7	26.2	16.6	24.6	21.6	24.2	21.6	24.5	19.5	20.3	25.8	23.5	26.5	18.4
4. About half my race	18.7	17.9	19.7	17.9	22.5	16.5	10.5	23.6	24.3	18.3	19.5	18.3	18.7	18.5	19.2	21.0
5. Mostly other race(s)	11.8	11.9	11.7	6.7	15.7	13.4	4.1	12.2	20.9	11.5	12.4	11.5	11.8	16.4	10.2	6.6
6. Almost all other race(s)	8.0	7.9	8.3	1.9	16.1	8.6	5.0	8.4	11.0	7.5	9.3	10.2	8.2	4.2	4.5	2.6
<i>Item 8280 Subject B03, N03</i>	<i>N 2602</i>	<i>1236</i>	<i>1248</i>	<i>1691</i>	<i>320</i>	<i>559</i>	<i>693</i>	<i>892</i>	<i>458</i>	<i>1867</i>	<i>555</i>	<i>1145</i>	<i>611</i>	<i>291</i>	<i>423</i>	<i>53</i>

MONITORING THE FUTURE

QUESTIONNAIRE FORM 3 1997	TOTAL	SEX		RACE		REGION				COLLEGE PLANS?		ILLICIT DRUG USE: LIFETIME				
		M	F	White	Black	NE	NC	S	W	Yes	No	None	Mari- juana Only	Few Pills	More Pills	Any Her- oin
<i>N (Weighted No. of Cases):</i>	2648	1252	1262	1708	323	569	704	904	472	1885	563	1161	622	294	427	53
<i>% of Weighted Total:</i>	100.0	47.3	47.7	64.5	12.2	21.5	26.6	34.1	17.8	71.2	21.3	43.8	23.5	11.1	16.1	2.0
A15: What race are the people that you work with on your job (if you have a job)?																
1. All my race	30.0	29.5	30.9	38.7	16.5	30.6	45.7	25.2	13.1	30.0	31.8	31.6	27.4	27.1	31.1	37.9
2. Almost all my race	23.1	22.9	23.6	27.5	13.3	25.1	25.8	21.1	20.4	24.0	21.2	22.0	24.7	24.6	24.3	26.4
3. Mostly my race	14.8	15.9	13.7	15.9	14.4	17.9	8.5	17.5	15.8	15.0	14.8	13.6	13.1	19.3	16.2	14.4
4. About half my race	15.5	16.5	14.2	13.0	24.3	9.7	10.4	18.9	24.4	15.0	16.3	13.3	19.1	11.2	19.3	5.7
5. Mostly other race(s)	8.5	8.0	8.5	2.8	16.2	7.8	5.4	8.5	14.4	8.2	7.3	9.6	7.7	9.6	4.7	9.6
6. Almost all other race(s)	8.1	7.2	9.1	2.0	15.4	8.9	4.3	8.8	11.9	7.8	8.6	9.8	8.0	8.1	4.4	5.9
<i>Item 8290 Subject N03</i>	<i>N</i> 2250	1080	1069	1495	260	486	623	760	381	1602	495	964	534	256	389	50
A16: How often do you do things (like having a conversation, eating together, playing sports) with people of other races?																
1. Not at all	7.7	7.0	7.9	8.7	7.3	5.1	13.5	6.4	4.5	6.3	11.8	8.3	7.9	4.0	6.6	12.5
2. A little	25.6	27.3	23.7	29.8	23.3	29.5	32.5	22.7	15.9	25.2	27.7	25.5	25.1	20.8	28.8	20.3
3. Some	34.7	33.8	35.6	36.0	31.7	30.6	33.0	38.3	35.3	34.6	34.2	33.9	33.0	36.1	37.5	46.4
4. A lot	32.1	31.9	32.8	25.6	37.8	34.9	21.0	32.7	44.3	34.0	26.3	32.4	34.1	39.0	27.2	20.8
<i>Item 8300 Subject N03</i>	<i>N</i> 2605	1235	1251	1691	318	558	694	890	462	1866	556	1151	610	291	423	53
A17: Generally, how do you feel about the experiences you have had with people of other races?																
5. Very good	25.1	18.9	32.0	22.5	20.3	26.2	22.9	20.6	35.5	26.6	22.0	28.6	23.4	24.6	20.8	18.0
4. Mostly good	41.8	43.2	40.8	43.0	44.5	41.1	39.3	45.9	38.8	43.8	35.1	43.9	42.6	38.2	39.1	35.7
3. Mixed	29.0	33.0	24.6	30.1	30.3	29.2	31.3	30.2	23.2	27.0	34.5	24.7	29.9	32.8	34.8	35.7
2. Mostly bad	2.5	3.2	1.3	2.5	3.7	2.6	4.1	2.2	0.5	1.6	5.3	1.5	1.7	4.0	4.2	2.8
1. Very bad	1.6	1.6	1.3	1.8	1.2	0.9	2.4	1.1	2.0	1.0	3.2	1.2	2.3	0.5	1.0	7.8
<i>Item 8310 Subject N03</i>	<i>N</i> 2597	1236	1242	1683	318	560	687	889	461	1863	552	1143	611	289	424	53
A18: The next questions are about some of your own plans. Are you married or engaged?																
1. Married—SKIP TO Q.A20	0.3	*	0.6	0.3	-	0.3	0.6	0.2	0.2	0.3	0.5	0.5	0.1	0.2	0.2	0.9
2. Engaged	7.2	4.3	9.7	6.6	8.0	4.7	7.9	8.3	6.9	5.2	13.6	5.5	7.5	8.8	9.0	14.1
3. Neither	92.5	95.7	89.7	93.1	92.0	95.0	91.4	91.5	92.9	94.5	85.9	94.1	92.4	91.0	90.8	85.0
<i>Item 8320 Subject D01, R01</i>	<i>N</i> 2497	1171	1218	1650	290	543	676	835	444	1810	520	1103	589	281	406	51
A19: If it were just up to you, what would be the ideal time for you to get married?																
1. Within the next year or so	4.9	3.1	6.8	4.7	4.1	2.4	6.0	5.9	4.2	2.7	12.5	4.5	5.1	3.4	7.1	1.0
2. Two or three years from now	13.3	12.2	14.0	13.0	12.6	7.4	15.2	16.5	11.3	10.0	25.2	12.7	12.6	14.1	13.3	20.0
3. Four or five years from now	30.5	28.8	33.0	34.1	26.6	28.9	32.4	32.1	26.4	31.7	25.3	32.8	29.4	25.5	29.9	32.0
4. Over five years from now	45.6	49.5	41.6	44.0	45.2	55.2	41.2	41.2	49.3	50.7	29.9	46.4	46.0	52.2	40.8	33.7
5. I don't want to marry	5.7	6.5	4.7	4.3	11.5	6.1	5.2	4.4	8.8	4.9	7.0	3.7	7.0	4.9	8.8	13.4
<i>Item 8330 Subject D01</i>	<i>N†</i> 2480	1174	1199	1634	293	531	662	849	438	1793	518	1089	582	285	404	49
A20: Have you thought at all about whether you'd like to have children or how many you'd like to have?																
3. I've thought about it a lot	36.3	24.8	48.2	36.5	44.8	31.8	37.1	37.5	38.4	35.3	42.7	35.7	36.4	36.7	37.2	49.4
2. I've thought about it a little	54.4	61.1	47.9	55.6	48.4	57.0	53.2	55.6	50.8	56.5	46.8	54.0	54.2	57.8	56.2	31.4
1. I haven't thought about it at all	9.3	14.0	3.9	7.9	6.7	11.2	9.7	6.9	10.8	8.1	10.5	10.3	9.4	5.6	6.7	19.2
<i>Item 8340 Subject D02</i>	<i>N</i> 2539	1206	1222	1663	309	547	688	863	441	1827	540	1112	610	284	417	51
A21: All things considered, if you could have exactly the number of children you want, what number would you choose to have?																
1. None	4.0	3.9	3.8	4.3	3.7	5.7	4.0	2.1	5.5	3.5	5.2	3.1	3.9	5.0	4.4	10.2
2. One	5.8	4.6	7.1	4.8	11.3	4.1	7.3	7.2	2.9	5.6	6.5	5.1	7.6	6.8	4.3	10.1
3. Two	49.5	53.0	46.7	51.8	48.3	41.3	48.9	56.1	47.9	47.8	56.7	49.3	48.4	51.1	52.5	42.7
4. Three	20.6	20.0	21.4	20.2	18.1	26.0	17.2	19.0	22.0	22.1	15.4	20.3	21.9	17.7	21.8	20.6
5. Four	7.7	5.0	10.2	6.8	8.2	9.5	8.3	5.8	8.0	7.9	6.2	9.0	7.4	7.7	6.1	-
6. Five	1.6	1.3	1.8	1.8	0.5	1.1	2.4	1.0	2.3	1.8	1.3	1.7	0.9	2.1	1.6	1.3
7. Six or more	2.0	1.8	1.9	2.0	2.6	2.6	3.0	1.3	1.0	2.2	1.4	1.7	2.0	1.9	2.4	-
8. Don't know	8.8	10.5	7.2	8.4	7.3	9.7	9.0	7.4	10.2	9.0	7.4	9.9	7.9	7.7	7.0	15.2
<i>Item 8350 Subject D02</i>	<i>N</i> 2588	1228	1241	1678	319	560	697	885	447	1857	551	1143	611	287	419	51

†=excludes respondents for whom question was inappropriate.*=less than .05 percent.

QUESTIONNAIRE FORM 3 1997	TOTAL	SEX		RACE		REGION				COLLEGE PLANS?		ILLICIT DRUG USE: LIFETIME				
		M	F	White	Black	NE	NC	S	W	Yes	No	None	Mari- juana Only	Few Pills	More Pills	Any Her- oin
<i>N (Weighted No. of Cases):</i>	2648	1252	1262	1708	323	569	704	904	472	1885	563	1161	622	294	427	53
<i>% of Weighted Total:</i>	100.0	47.3	47.7	64.5	12.2	21.5	26.6	34.1	17.8	71.2	21.3	43.8	23.5	11.1	16.1	2.0
A22: If the "population explosion" were NOT a problem, would you choose to have a larger number of children?																
4. Yes, I'm sure I would want more	4.4	3.6	4.8	4.7	4.1	5.7	5.1	2.8	4.9	4.6	4.3	5.0	3.5	2.6	4.9	-
3. I probably would want more	7.8	7.2	8.0	6.8	7.0	6.6	8.5	7.1	9.7	7.9	8.2	7.9	8.0	6.9	6.7	11.6
2. I probably would not want more	30.7	30.2	32.8	31.1	28.6	31.7	27.7	32.3	31.1	31.9	26.8	30.3	33.2	28.1	33.2	16.9
1. I'm sure I would not want more	36.3	35.7	36.3	36.6	41.3	34.1	37.3	38.5	33.0	35.6	37.0	34.7	36.6	38.6	38.4	36.1
8. Don't know, no idea	20.7	23.3	18.1	20.8	19.0	21.9	21.4	19.2	21.3	20.1	23.7	22.2	18.7	23.8	16.8	35.4
<i>Item 8360 Subject D02, E01</i>	<i>N</i> 2618	1243	1256	1702	320	563	702	895	458	1878	561	1150	622	294	424	52
A23: If it were just up to you, how soon after getting married would you want to have your first child?																
1. I don't want to have children (or get married)	4.4	4.3	4.3	4.7	3.9	6.1	3.9	2.4	7.1	4.0	5.7	3.8	4.7	4.8	4.3	9.2
2. I wouldn't wait at all	5.9	7.1	4.6	4.7	10.9	4.9	7.1	5.2	6.8	4.7	9.2	5.2	8.0	4.2	5.6	5.6
3. I would wait one year	26.4	27.7	24.8	24.6	28.7	27.3	29.2	25.5	22.7	24.8	30.7	27.1	27.4	22.5	26.3	24.0
4. I would wait two years	26.6	24.7	28.7	27.6	23.6	28.2	23.2	26.9	29.4	28.6	21.8	27.3	26.0	29.6	25.1	23.0
5. I would wait three years	14.1	13.5	15.1	16.1	9.4	11.8	14.3	15.6	13.7	14.9	11.9	14.8	11.2	18.1	13.5	21.0
6. I would wait four or five years	7.9	6.4	9.4	9.1	2.8	5.1	8.0	10.4	6.0	8.6	6.5	8.6	6.6	8.8	7.6	9.8
7. I would wait more than five years	2.7	2.8	2.5	2.2	2.5	2.8	1.8	4.1	1.3	2.8	1.8	2.5	2.1	2.0	3.5	1.8
8. Don't know, or already have a child	12.0	13.4	10.7	10.9	18.0	13.8	12.5	10.0	12.9	11.5	12.4	10.7	14.0	9.9	14.1	5.6
<i>Item 8370 Subject D02</i>	<i>N</i> 2583	1226	1239	1673	318	558	695	883	447	1856	550	1136	609	289	422	51
A24: Now we'd like you to make some ratings of how good or bad a job you feel each of the following organizations is doing for the country as a whole. For each one, mark the circle that best describes how you feel.																
How good or bad a job is being done for the country as a whole by . . .																
A24A: Large corporations?																
1. Very poor	2.8	3.7	1.7	2.6	4.1	3.9	2.6	3.0	1.6	2.5	3.2	2.5	2.9	2.1	3.2	11.9
2. Poor	8.7	9.8	7.5	8.2	10.4	10.1	8.4	7.3	10.3	8.7	7.0	8.2	7.9	7.9	11.4	1.6
3. Fair	27.6	28.6	27.5	28.0	27.9	26.0	27.6	27.9	28.6	28.4	26.4	27.8	24.8	28.9	30.4	32.9
4. Good	27.2	29.8	24.9	28.2	23.4	25.8	26.1	29.4	26.4	27.7	27.3	30.3	23.9	32.9	22.0	13.3
5. Very good	8.1	8.2	7.6	8.4	6.7	9.0	8.4	7.9	6.9	8.6	6.5	8.3	8.1	5.3	8.3	8.5
8. No opinion	25.6	19.8	30.8	24.6	27.3	25.2	27.0	24.5	26.2	24.1	29.6	23.0	32.3	23.0	24.7	31.8
<i>Item 8380 Subject K02</i>	<i>N</i> 2606	1242	1245	1692	317	558	699	887	462	1871	557	1147	615	294	424	51
A24B: Major labor unions?																
1. Very poor	2.9	3.9	1.8	2.6	3.8	2.0	4.2	3.0	1.7	2.7	3.9	3.7	2.7	2.3	1.1	7.2
2. Poor	7.5	8.5	6.5	7.5	7.9	5.8	7.3	8.4	8.0	8.3	4.8	8.2	4.6	6.5	10.9	2.5
3. Fair	29.6	31.1	28.4	30.1	27.8	30.6	30.4	28.9	28.7	30.7	26.6	31.0	26.9	34.2	26.2	34.2
4. Good	23.4	24.3	22.2	24.2	18.1	24.5	23.7	22.0	24.2	22.6	25.8	21.3	26.4	24.0	25.0	14.2
5. Very good	5.8	6.8	4.4	6.0	5.4	7.3	4.5	4.9	7.8	4.7	8.4	5.5	4.2	7.5	6.2	12.3
8. No opinion	30.9	25.3	36.6	29.7	37.0	29.8	30.1	32.8	29.6	30.9	30.5	30.4	35.4	25.5	30.6	29.6
<i>Item 8390 Subject K02</i>	<i>N</i> 2607	1242	1246	1694	318	558	698	888	462	1871	557	1147	615	294	425	51
A24C: The nation's colleges and universities?																
1. Very poor	1.6	1.4	1.4	1.1	2.5	1.7	2.8	0.9	1.1	1.3	2.3	1.3	2.4	1.3	1.8	-
2. Poor	4.0	5.0	3.3	3.9	2.8	4.9	3.8	3.6	4.2	4.3	3.5	4.2	3.6	3.1	3.8	14.0
3. Fair	19.1	17.3	21.3	18.1	25.1	17.0	17.4	19.7	23.2	19.0	19.9	19.3	18.5	20.4	18.5	16.6
4. Good	40.8	41.9	40.2	41.6	35.8	42.7	39.3	42.0	38.7	42.8	35.6	44.6	38.9	44.5	34.2	27.6
5. Very good	24.9	25.0	24.7	26.3	21.8	24.5	23.9	26.2	24.3	26.3	19.6	24.5	25.0	25.1	25.9	18.5
8. No opinion	9.5	9.3	9.1	8.9	12.0	9.2	12.7	7.6	8.5	6.3	19.0	6.3	11.7	5.7	15.8	23.3
<i>Item 8400 Subject B10, K02</i>	<i>N</i> 2604	1241	1247	1693	318	556	698	889	461	1872	556	1146	615	294	426	51
A24D: The nation's public schools?																
1. Very poor	8.9	9.4	8.3	8.4	12.3	6.6	9.9	8.9	10.2	9.1	9.3	7.6	11.0	6.8	9.4	18.6
2. Poor	20.6	20.0	21.8	20.8	23.4	16.3	23.7	20.5	21.1	21.6	16.1	20.1	18.5	24.1	24.7	18.8
3. Fair	33.9	34.0	34.3	33.8	32.3	36.6	33.3	33.2	32.9	35.1	31.6	36.5	32.2	34.1	30.4	27.0
4. Good	23.5	22.8	24.2	25.0	16.8	26.0	21.2	24.2	22.5	23.3	23.6	25.5	23.0	22.6	20.1	18.9
5. Very good	6.5	6.2	6.0	6.0	4.8	7.7	4.6	7.3	6.2	6.0	7.3	5.8	6.1	7.7	6.1	4.3
8. No opinion	6.7	7.5	5.5	5.9	10.3	6.8	7.4	5.9	7.1	4.9	12.1	4.5	9.1	4.9	9.3	12.4
<i>Item 8410 Subject B10, K02</i>	<i>N</i> 2597	1236	1245	1689	317	557	692	888	459	1867	554	1146	612	293	423	50

MONITORING THE FUTURE

QUESTIONNAIRE FORM 3 1997	TOTAL	SEX		RACE		REGION				COLLEGE PLANS?		ILLICIT DRUG USE: LIFETIME				
		M	F	White	Black	NE	NC	S	W	Yes	No	None	Mari- juana Only	Few Pills	More Pills	Any Her- oin
<i>N (Weighted No. of Cases):</i>	2648	1252	1262	1708	323	569	704	904	472	1885	563	1161	622	294	427	53
<i>% of Weighted Total:</i>	100.0	47.3	47.7	64.5	12.2	21.5	26.6	34.1	17.8	71.2	21.3	43.8	23.5	11.1	16.1	2.0
A24E: Churches and religious organizations?																
1. Very poor	2.9	3.5	2.4	3.4	2.4	3.0	2.9	2.6	3.2	2.8	3.1	1.9	2.1	3.1	5.5	10.5
2. Poor	5.9	8.2	3.8	6.9	4.2	7.2	5.5	6.0	4.6	6.6	4.7	6.0	5.0	4.7	6.9	17.1
3. Fair	25.2	25.8	24.9	24.2	24.0	29.2	23.8	23.3	26.4	25.4	25.1	23.8	24.1	34.3	22.9	30.2
4. Good	30.5	28.5	32.5	31.6	26.9	28.7	32.5	30.9	29.0	31.2	28.6	33.1	28.2	29.0	29.7	20.6
5. Very good	17.8	16.8	18.9	17.3	27.2	12.5	18.6	23.4	12.3	17.9	17.6	20.5	18.0	16.3	13.0	9.6
8. No opinion	17.7	17.2	17.5	16.7	15.2	19.4	16.8	13.7	24.5	16.1	20.9	14.6	22.5	12.6	22.1	12.0
<i>Item 8420 Subject G, K02</i>	<i>N</i> 2604	1241	1246	1692	317	557	698	887	462	1870	557	1148	613	294	425	51
A24F: The national news media (TV, magazines, news services)?																
1. Very poor	9.8	11.5	8.2	9.7	12.4	9.4	10.8	9.4	9.4	10.2	8.6	9.8	6.5	14.3	11.9	12.1
2. Poor	16.1	16.8	16.3	17.8	13.9	17.3	16.1	16.7	13.5	18.0	11.2	18.3	13.9	12.0	17.8	15.7
3. Fair	29.7	28.5	31.0	30.8	29.1	27.6	29.2	28.8	34.7	31.0	26.3	31.6	29.3	31.9	25.5	20.8
4. Good	24.2	24.2	24.4	24.3	21.8	23.5	25.1	25.6	21.0	23.4	26.3	23.3	25.0	24.6	26.0	11.4
5. Very good	10.6	10.6	10.0	9.2	10.1	13.2	9.7	9.7	10.5	10.1	11.1	10.0	11.2	11.4	7.3	24.7
8. No opinion	9.6	8.4	10.1	8.2	12.7	9.0	9.0	9.8	10.9	7.3	16.5	7.1	14.0	5.9	11.5	15.3
<i>Item 8430 Subject K02</i>	<i>N</i> 2605	1242	1245	1691	318	558	697	887	463	1871	556	1147	615	294	424	51
A24G: The President and his administration?																
1. Very poor	9.1	10.6	7.1	10.3	4.9	6.4	10.7	9.4	9.3	8.5	10.8	8.2	8.1	7.3	12.9	22.5
2. Poor	13.6	15.2	12.5	15.8	8.4	12.4	14.0	13.8	14.0	14.0	13.4	12.8	12.0	18.1	16.2	7.4
3. Fair	35.7	34.5	37.2	36.2	33.0	37.3	37.1	34.5	33.8	36.8	32.6	36.9	32.4	39.8	37.1	29.5
4. Good	22.2	23.6	21.0	21.8	26.2	25.9	19.6	22.5	21.3	23.4	18.5	23.5	23.8	18.9	18.6	16.8
5. Very good	4.6	5.6	3.6	3.4	6.9	4.2	4.7	5.2	3.9	4.4	4.6	4.8	4.4	5.3	3.8	2.3
8. No opinion	14.8	10.5	18.6	12.4	20.6	13.9	13.9	14.5	17.8	12.9	20.0	13.9	19.3	10.6	11.4	21.5
<i>Item 8440 Subject H04, K02</i>	<i>N</i> 2601	1238	1246	1688	316	557	699	887	458	1866	557	1147	611	294	424	51
A24H: Congress—that is, the U.S. Senate and House of Representatives?																
1. Very poor	6.6	7.9	4.8	6.4	7.0	5.2	9.1	5.1	7.4	5.4	9.8	5.5	5.8	5.3	9.9	17.6
2. Poor	12.7	16.5	9.4	13.2	12.7	11.8	12.7	12.2	14.6	13.3	11.4	12.3	11.6	13.2	15.4	10.2
3. Fair	35.4	36.9	34.8	36.0	33.8	37.5	34.9	34.7	35.0	36.9	31.8	37.5	32.6	42.2	31.6	30.6
4. Good	19.0	17.7	19.7	20.4	14.2	16.9	19.0	22.6	14.4	19.5	17.5	19.4	18.2	18.0	20.1	7.1
5. Very good	2.7	3.5	2.0	2.9	2.4	3.3	2.3	2.7	2.8	2.7	2.8	3.1	2.5	3.7	1.4	2.3
8. No opinion	23.6	17.6	29.4	21.2	29.9	25.2	21.9	22.8	25.7	22.2	26.7	22.2	29.3	17.6	21.6	32.0
<i>Item 8450 Subject H04, K02</i>	<i>N</i> 2600	1240	1243	1688	316	557	698	885	460	1868	555	1147	611	292	424	51
A24I: The U.S. Supreme Court?																
1. Very poor	5.2	6.3	3.7	5.2	4.3	3.0	8.3	3.9	5.9	4.5	7.7	3.3	7.1	4.2	6.1	14.7
2. Poor	7.7	9.0	6.4	6.9	9.1	7.6	7.8	7.4	8.1	7.4	7.3	7.8	5.9	7.2	10.5	5.1
3. Fair	29.7	28.9	30.5	29.4	30.9	30.3	30.6	27.9	30.9	29.9	29.9	32.4	24.5	35.4	25.8	32.3
4. Good	25.7	27.2	24.7	28.1	20.1	24.8	23.3	29.6	23.2	27.2	21.9	26.5	26.2	27.1	25.1	10.8
5. Very good	4.8	6.1	3.6	5.4	2.2	5.4	4.5	4.4	5.5	4.9	4.8	5.2	4.5	5.2	3.5	6.2
8. No opinion	26.8	22.4	31.0	25.0	33.3	28.9	25.5	26.9	26.4	26.0	28.4	24.7	31.8	20.9	29.0	30.8
<i>Item 8460 Subject H04, K02</i>	<i>N</i> 2587	1235	1238	1683	314	553	696	879	458	1861	552	1139	608	293	422	51
A24J: All the courts and the justice system in general?																
1. Very poor	8.8	10.2	7.2	8.8	9.6	8.0	12.1	7.1	7.9	8.3	10.3	6.1	9.6	7.3	13.5	20.5
2. Poor	15.8	16.6	15.5	16.7	15.2	17.0	14.3	15.9	16.5	16.8	13.7	15.8	15.1	17.3	16.2	16.0
3. Fair	33.8	32.4	35.7	34.1	32.0	32.2	32.7	34.0	36.9	34.6	31.0	36.6	28.8	40.5	31.5	28.9
4. Good	19.7	20.8	18.9	20.5	15.8	20.1	19.0	20.6	18.3	20.3	18.9	20.9	20.2	17.6	18.4	11.4
5. Very good	2.7	3.1	2.0	3.0	1.8	3.4	2.5	2.9	1.7	2.5	2.7	3.2	1.6	2.1	2.3	2.3
8. No opinion	19.3	16.9	20.8	17.0	25.6	19.3	19.3	19.4	18.8	17.5	23.3	17.4	24.6	15.1	18.1	20.8
<i>Item 8470 Subject H04, K02</i>	<i>N</i> 2599	1240	1242	1691	314	557	698	883	462	1868	555	1147	611	292	424	51
A24K: The police and other law enforcement agencies?																
1. Very poor	9.5	11.1	7.5	7.6	20.0	5.1	12.5	10.3	8.8	9.0	11.6	7.1	9.9	7.1	16.0	16.5
2. Poor	16.4	15.4	17.4	14.7	22.5	17.6	17.9	14.6	16.4	16.2	16.1	11.3	18.4	24.6	20.4	20.7
3. Fair	35.6	35.5	36.5	36.6	28.1	35.5	34.3	36.5	36.2	37.6	31.5	38.9	32.6	37.4	32.7	25.3
4. Good	23.8	24.6	24.0	26.7	14.5	26.3	20.5	24.2	25.3	24.4	21.6	26.9	24.9	22.1	17.5	16.2
5. Very good	4.9	5.7	3.7	5.4	1.8	6.4	4.9	4.7	3.3	4.9	5.0	6.1	2.8	4.0	4.1	6.0
8. No opinion	9.7	7.8	10.9	9.0	13.1	9.2	9.9	9.7	10.1	7.9	14.2	9.7	11.4	4.9	9.3	15.3
<i>Item 8480 Subject K02</i>	<i>N</i> 2598	1236	1245	1690	314	557	698	882	461	1865	556	1142	612	294	424	51

QUESTIONNAIRE FORM 3 1997	TOTAL	SEX		RACE		REGION				COLLEGE PLANS?		ILLICIT DRUG USE: LIFETIME				
		M	F	White	Black	NE	NC	S	W	Yes	No	None	Mari- juana Only	Few Pills	More Pills	Any Her- oin
<i>N (Weighted No. of Cases):</i>	2648	1252	1262	1708	323	569	704	904	472	1885	563	1161	622	294	427	53
<i>% of Weighted Total:</i>	100.0	47.3	47.7	64.5	12.2	21.5	26.6	34.1	17.8	71.2	21.3	43.8	23.5	11.1	16.1	2.0
A24L: The U.S. military?																
1. Very poor	3.2	4.0	1.9	3.0	4.5	2.6	5.0	1.9	3.8	3.1	3.6	1.9	4.3	2.6	4.8	7.6
2. Poor	3.7	4.2	3.4	3.7	3.0	3.3	4.8	2.5	4.8	3.6	4.3	3.5	3.2	5.5	3.9	1.6
3. Fair	22.2	21.3	23.0	19.8	24.5	21.0	20.3	22.1	26.6	22.1	20.6	23.7	22.0	23.6	17.9	20.0
4. Good	32.5	32.3	33.1	34.8	30.2	33.6	33.7	32.6	29.3	33.0	33.6	33.9	29.8	37.0	30.6	28.5
5. Very good	20.4	25.7	15.8	22.2	15.4	21.8	19.3	23.4	14.7	21.3	18.6	19.8	20.0	20.1	23.3	21.5
8. No opinion	18.0	12.5	22.8	16.4	22.4	17.7	16.9	17.5	20.8	17.1	19.3	17.1	20.8	11.1	19.6	20.8
<i>Item 8490 Subject K02, L04</i>	<i>N</i> 2597	1236	1245	1690	314	555	698	883	461	1865	556	1142	611	294	424	51
A25: All things considered, do you think the armed services presently have too much or too little influence on the way this country is run?																
1. Far too little	3.7	4.3	2.9	3.4	4.8	3.8	3.8	3.8	2.9	2.6	7.2	3.1	4.3	2.0	4.3	6.1
2. Too little	12.8	12.3	13.1	11.6	17.8	12.3	12.9	13.2	12.8	12.1	15.4	12.6	14.1	12.2	12.3	6.2
3. About right	66.3	66.3	66.7	67.3	58.3	65.0	67.7	68.6	60.9	67.9	61.3	69.8	65.2	67.9	59.3	60.1
4. Too much	13.4	12.4	14.5	14.5	11.9	14.2	13.2	11.2	17.4	13.8	12.7	11.2	13.0	16.3	17.5	22.3
5. Far too much	3.8	4.7	2.9	3.3	7.1	4.7	2.4	3.2	5.9	3.8	3.4	3.4	3.3	1.6	6.6	5.3
<i>Item 8500 Subject K03, L04</i>	<i>N</i> 2555	1230	1213	1660	313	546	688	878	443	1834	546	1130	598	289	412	51
A26: Do you think the U.S. spends too much or too little on the armed services?																
1. Far too little	3.2	4.5	1.4	3.4	2.0	2.5	2.3	4.2	3.4	2.9	4.5	2.9	3.3	2.3	3.2	6.9
2. Too little	11.0	11.5	10.7	11.5	13.2	10.0	11.8	12.1	8.7	11.0	12.4	10.9	11.9	10.7	11.5	10.3
3. About right	48.8	47.7	49.7	48.1	47.6	48.1	51.5	49.9	43.0	48.5	46.6	51.8	49.5	46.6	42.8	41.5
4. Too much	28.0	26.4	29.8	28.8	24.1	28.8	27.1	26.3	31.8	28.5	28.0	27.7	26.5	31.1	27.0	29.9
5. Far too much	9.1	9.9	8.4	8.2	13.1	10.5	7.3	7.5	13.0	9.2	8.4	6.7	8.8	9.3	15.6	11.3
<i>Item 8510 Subject K03, L04</i>	<i>N</i> 2565	1239	1213	1663	315	547	690	879	449	1840	550	1127	607	291	416	51
A27: Individuals differ in whether or not they disapprove of people doing certain things. Do YOU disapprove of people (who are 18 or older) doing each of the following?																
A27A: Smoking one or more packs of cigarettes per day																
1. Don't disapprove	32.9	33.9	32.0	37.0	18.5	35.1	36.5	31.1	28.4	31.3	39.6	17.8	36.5	47.5	56.5	68.4
2. Disapprove	31.2	31.6	30.8	31.7	29.2	27.8	29.7	33.1	33.9	32.2	26.5	33.4	30.6	31.8	25.8	21.1
3. Strongly disapprove	35.9	34.5	37.2	31.3	52.2	37.1	33.8	35.8	37.7	36.5	33.8	48.7	32.9	20.7	17.7	10.5
<i>Item 8560 Subject A11a</i>	<i>N</i> 2607	1242	1254	1702	320	559	700	891	457	1870	555	1153	616	292	424	51
A27B: Trying marijuana (pot, grass) once or twice																
1. Don't disapprove	49.0	50.9	47.0	52.9	38.3	54.9	49.2	43.5	52.1	48.7	50.2	18.7	70.0	67.9	83.5	96.7
2. Disapprove	21.0	20.9	20.6	19.3	26.8	20.1	23.4	18.9	22.6	21.4	19.7	26.0	20.3	19.3	10.5	3.3
3. Strongly disapprove	30.0	28.2	32.4	27.8	34.9	25.0	27.5	37.6	25.3	29.9	30.1	55.3	9.7	12.8	6.0	-
<i>Item 8570 Subject A11a</i>	<i>N</i> 2610	1241	1255	1702	320	557	699	893	460	1872	558	1153	618	293	424	51
A27C: Smoking marijuana occasionally																
1. Don't disapprove	36.8	39.5	33.5	38.5	32.9	42.8	33.6	33.8	40.4	36.1	40.8	9.6	51.9	50.5	74.8	80.9
2. Disapprove	24.3	24.5	23.7	23.8	23.5	25.2	26.5	21.5	25.1	24.2	21.4	23.5	29.4	28.5	15.1	17.1
3. Strongly disapprove	38.9	36.0	42.8	37.7	43.6	32.0	39.9	44.7	34.5	39.7	37.8	66.9	18.7	21.0	10.2	2.0
<i>Item 8580 Subject A11a</i>	<i>N</i> 2606	1243	1250	1698	319	559	698	890	459	1869	556	1148	618	294	424	51
A27D: Smoking marijuana regularly																
1. Don't disapprove	21.2	24.7	16.9	21.5	21.4	23.4	20.4	19.2	23.9	20.3	24.6	5.3	24.0	22.9	52.6	72.2
2. Disapprove	21.2	21.7	20.2	20.4	21.3	23.4	18.4	21.6	22.1	20.3	21.8	12.7	31.9	29.1	23.6	9.9
3. Strongly disapprove	57.5	53.7	62.8	58.1	57.3	53.2	61.2	59.1	54.1	59.4	53.6	81.9	44.2	48.0	23.8	18.0
<i>Item 8590 Subject A11a</i>	<i>N</i> 2610	1242	1254	1702	318	560	699	890	460	1872	556	1151	618	294	424	51
A27E: Trying LSD once or twice																
1. Don't disapprove	19.5	22.1	17.0	22.5	5.6	24.8	17.1	16.9	22.0	19.8	20.1	5.5	14.4	27.0	54.1	80.5
2. Disapprove	18.5	19.0	17.7	18.9	15.7	20.4	19.2	16.2	19.7	18.5	18.0	16.2	19.1	23.5	20.3	8.2
3. Strongly disapprove	62.0	58.9	65.3	58.6	78.7	54.8	63.7	67.0	58.3	61.8	61.9	78.3	66.6	49.6	25.6	11.2
<i>Item 8600 Subject A11a</i>	<i>N</i> 2607	1241	1255	1701	319	560	699	888	460	1872	555	1152	617	294	424	51

QUESTIONNAIRE FORM 3 1997	TOTAL	SEX		RACE		REGION				COLLEGE PLANS?		ILLICIT DRUG USE: LIFETIME				
		M	F	White	Black	NE	NC	S	W	Yes	No	None	Mari- juana Only	Few Pills	More Pills	Any Her- oin
<i>N (Weighted No. of Cases):</i> <i>% of Weighted Total:</i>	2648 100.0	1252 47.3	1262 47.7	1708 64.5	323 12.2	569 21.5	704 26.6	904 34.1	472 17.8	1885 71.2	563 21.3	1161 43.8	622 23.5	294 11.1	427 16.1	53 2.0
A27F: Taking LSD regularly																
1. Don't disapprove	7.1	9.3	4.8	7.6	3.8	7.5	6.9	7.3	6.4	6.4	9.8	2.5	4.3	3.7	22.6	34.4
2. Disapprove	15.4	16.9	13.6	15.4	10.0	17.7	14.1	12.9	19.3	15.5	14.6	9.5	13.6	22.2	28.0	18.8
3. Strongly disapprove	77.6	73.8	81.6	77.0	86.2	74.8	79.1	79.8	74.3	78.1	75.7	88.0	82.1	74.1	49.4	46.8
<i>Item 8610 Subject A11a</i>	<i>N 2613</i>	<i>1244</i>	<i>1259</i>	<i>1703</i>	<i>322</i>	<i>557</i>	<i>700</i>	<i>892</i>	<i>464</i>	<i>1878</i>	<i>560</i>	<i>1156</i>	<i>620</i>	<i>294</i>	<i>425</i>	<i>53</i>
A27G: Trying heroin once or twice																
1. Don't disapprove	7.7	9.0	6.5	7.9	3.8	6.9	9.5	6.4	8.4	7.3	9.4	3.8	5.0	7.9	16.3	61.4
2. Disapprove	16.0	16.9	14.9	16.7	11.1	18.3	17.6	11.5	19.3	16.2	15.5	13.0	13.0	21.8	23.1	14.6
3. Strongly disapprove	76.3	74.1	78.6	75.4	85.1	74.7	72.9	82.1	72.3	76.5	75.1	83.2	82.0	70.3	60.5	24.0
<i>Item 8620 Subject A11a</i>	<i>N 2614</i>	<i>1245</i>	<i>1257</i>	<i>1701</i>	<i>323</i>	<i>559</i>	<i>700</i>	<i>892</i>	<i>464</i>	<i>1876</i>	<i>560</i>	<i>1155</i>	<i>620</i>	<i>294</i>	<i>425</i>	<i>53</i>
A27H: Taking heroin occasionally																
1. Don't disapprove	4.6	6.2	3.0	4.6	3.3	4.1	5.8	4.0	4.4	4.0	7.1	3.1	3.6	3.5	8.9	25.2
2. Disapprove	12.2	12.5	11.4	12.0	8.8	13.7	12.8	9.8	14.0	11.7	12.7	8.4	10.4	15.8	18.1	35.4
3. Strongly disapprove	83.2	81.3	85.6	83.4	87.9	82.3	81.4	86.1	81.6	84.4	80.1	88.5	86.0	80.7	73.0	39.4
<i>Item 8630 Subject A11a</i>	<i>N 2608</i>	<i>1243</i>	<i>1253</i>	<i>1699</i>	<i>321</i>	<i>556</i>	<i>698</i>	<i>892</i>	<i>461</i>	<i>1871</i>	<i>560</i>	<i>1152</i>	<i>618</i>	<i>293</i>	<i>425</i>	<i>53</i>
A27I: Taking heroin regularly																
1. Don't disapprove	3.6	4.9	2.2	3.4	3.1	2.9	4.4	3.6	3.3	3.3	4.9	2.7	2.7	2.6	6.3	18.8
2. Disapprove	9.0	10.2	7.6	8.3	7.5	8.7	10.2	7.6	10.3	8.0	11.3	6.8	8.5	11.7	13.1	14.7
3. Strongly disapprove	87.4	84.9	90.2	88.3	89.4	88.4	85.5	88.8	86.4	88.7	83.8	90.5	88.8	85.7	80.5	66.5
<i>Item 8640 Subject A11a</i>	<i>N 2601</i>	<i>1240</i>	<i>1251</i>	<i>1698</i>	<i>317</i>	<i>552</i>	<i>699</i>	<i>888</i>	<i>462</i>	<i>1869</i>	<i>556</i>	<i>1149</i>	<i>616</i>	<i>293</i>	<i>424</i>	<i>53</i>
A27J: Trying a barbiturate (downer, goofball, red, yellow, etc.) once or twice																
1. Don't disapprove	13.6	14.7	12.8	15.9	3.9	15.0	14.7	11.5	14.1	13.7	14.2	4.9	9.1	16.7	36.6	67.5
2. Disapprove	21.7	23.9	19.2	22.5	15.0	24.1	20.0	20.4	24.1	21.9	21.0	17.1	20.9	30.2	29.3	14.1
3. Strongly disapprove	64.7	61.5	68.1	61.6	81.1	60.9	65.3	68.1	61.8	64.4	64.8	78.1	70.0	53.1	34.1	18.4
<i>Item 8650 Subject A11a</i>	<i>N 2606</i>	<i>1241</i>	<i>1253</i>	<i>1696</i>	<i>321</i>	<i>558</i>	<i>698</i>	<i>891</i>	<i>460</i>	<i>1869</i>	<i>560</i>	<i>1152</i>	<i>619</i>	<i>293</i>	<i>423</i>	<i>53</i>
A27K: Taking barbiturates regularly																
1. Don't disapprove	4.7	5.6	3.5	4.5	2.7	4.3	4.9	4.6	4.9	4.1	6.8	2.6	3.4	4.0	9.9	26.1
2. Disapprove	16.6	18.3	14.5	16.9	10.5	19.9	14.7	14.9	18.8	16.0	17.6	9.6	15.3	19.4	32.0	34.8
3. Strongly disapprove	78.7	76.1	82.0	78.6	86.8	75.8	80.4	80.6	76.3	79.9	75.6	87.8	81.3	76.6	58.1	39.1
<i>Item 8660 Subject A11a</i>	<i>N 2602</i>	<i>1239</i>	<i>1251</i>	<i>1695</i>	<i>318</i>	<i>557</i>	<i>697</i>	<i>888</i>	<i>460</i>	<i>1867</i>	<i>560</i>	<i>1152</i>	<i>617</i>	<i>292</i>	<i>421</i>	<i>53</i>
A27L: Trying an amphetamine (upper, pep pill, bennie, speed) once or twice																
1. Don't disapprove	18.7	19.2	18.5	21.6	5.3	21.1	20.0	16.0	18.8	18.2	21.7	6.7	14.2	21.7	49.7	73.1
2. Disapprove	21.5	22.5	20.4	21.9	16.1	23.9	21.9	18.9	22.9	22.3	18.2	17.7	20.6	34.7	25.0	10.0
3. Strongly disapprove	59.9	58.3	61.1	56.5	78.7	55.0	58.2	65.0	58.2	59.5	60.1	75.5	65.2	43.6	25.3	16.8
<i>Item 8670 Subject A11a</i>	<i>N 2614</i>	<i>1244</i>	<i>1258</i>	<i>1701</i>	<i>323</i>	<i>558</i>	<i>698</i>	<i>895</i>	<i>463</i>	<i>1876</i>	<i>560</i>	<i>1155</i>	<i>620</i>	<i>294</i>	<i>425</i>	<i>53</i>
A27M: Taking amphetamines regularly																
1. Don't disapprove	5.7	6.8	4.5	6.0	2.8	6.5	6.6	4.9	4.9	4.9	8.9	3.0	3.6	3.9	14.2	33.2
2. Disapprove	17.4	18.0	16.5	17.5	11.9	20.7	16.1	15.1	19.8	16.4	19.7	9.1	16.6	24.6	34.4	25.0
3. Strongly disapprove	76.9	75.1	79.0	76.5	85.3	72.8	77.3	80.0	75.3	78.7	71.4	87.9	79.9	71.5	51.4	41.8
<i>Item 8680 Subject A11a</i>	<i>N 2608</i>	<i>1240</i>	<i>1257</i>	<i>1700</i>	<i>323</i>	<i>557</i>	<i>696</i>	<i>893</i>	<i>462</i>	<i>1875</i>	<i>559</i>	<i>1154</i>	<i>620</i>	<i>293</i>	<i>424</i>	<i>51</i>
A27N: Trying cocaine once or twice																
1. Don't disapprove	12.0	13.4	10.9	13.5	4.3	13.5	11.4	11.0	12.8	11.8	13.1	3.9	6.2	12.2	36.3	71.7
2. Disapprove	13.6	13.0	13.2	13.2	10.0	15.4	14.9	10.4	15.5	13.3	13.9	11.1	12.7	19.0	16.6	7.2
3. Strongly disapprove	74.5	73.6	75.9	73.3	85.7	71.1	73.7	78.6	71.7	74.9	73.0	84.9	81.1	68.8	47.1	21.1
<i>Item 8690 Subject A11a</i>	<i>N 2612</i>	<i>1244</i>	<i>1258</i>	<i>1702</i>	<i>323</i>	<i>557</i>	<i>700</i>	<i>893</i>	<i>462</i>	<i>1876</i>	<i>560</i>	<i>1156</i>	<i>619</i>	<i>293</i>	<i>424</i>	<i>53</i>
A27O: Taking cocaine regularly																
1. Don't disapprove	4.0	5.3	2.6	3.8	2.9	4.3	3.7	4.1	4.0	3.5	5.8	2.3	3.1	3.1	9.1	19.7
2. Disapprove	11.4	12.1	10.5	11.7	6.9	13.0	11.7	10.1	11.9	10.9	12.9	6.6	9.0	13.2	24.3	29.2
3. Strongly disapprove	84.5	82.6	86.9	84.5	90.1	82.7	84.6	85.8	84.1	85.6	81.3	91.1	87.9	83.7	66.7	51.1
<i>Item 8700 Subject A11a</i>	<i>N 2612</i>	<i>1243</i>	<i>1258</i>	<i>1702</i>	<i>323</i>	<i>558</i>	<i>699</i>	<i>894</i>	<i>461</i>	<i>1875</i>	<i>560</i>	<i>1156</i>	<i>617</i>	<i>294</i>	<i>424</i>	<i>53</i>

DESCRIPTIVE RESULTS: 1997

139

QUESTIONNAIRE FORM 3 1997	TOTAL	SEX		RACE		REGION				COLLEGE PLANS?		ILLICIT DRUG USE: LIFETIME				
		M	F	White	Black	NE	NC	S	W	Yes	No	None	Mari- juana Only	Few Pills	More Pills	Any Her- oin
<i>N (Weighted No. of Cases):</i> <i>% of Weighted Total:</i>	2648 100.0	1252 47.3	1262 47.7	1708 64.5	323 12.2	569 21.5	704 26.6	904 34.1	472 17.8	1885 71.2	563 21.3	1161 43.8	622 23.5	294 11.1	427 16.1	53 2.0
A27P: Trying one or two drinks of an alcoholic beverage (beer, wine, liquor)																
1. Don't disapprove	73.9	75.1	72.8	80.4	56.0	80.2	75.6	70.6	70.3	75.3	71.7	60.1	82.0	83.1	94.5	97.4
2. Disapprove	14.4	13.0	15.5	11.7	21.4	11.1	13.9	15.3	17.1	13.8	14.8	19.8	11.4	12.9	4.1	-
3. Strongly disapprove	11.7	11.8	11.6	7.9	22.7	8.7	10.5	14.2	12.6	10.8	13.5	20.1	6.6	3.9	1.4	2.6
<i>Item 8710 Subject A11a</i>	<i>N 2610</i>	<i>1244</i>	<i>1255</i>	<i>1698</i>	<i>323</i>	<i>556</i>	<i>700</i>	<i>893</i>	<i>461</i>	<i>1877</i>	<i>558</i>	<i>1153</i>	<i>617</i>	<i>294</i>	<i>426</i>	<i>53</i>
A27Q: Taking one or two drinks nearly every day																
1. Don't disapprove	30.0	38.3	21.5	34.1	18.1	32.8	31.1	28.3	28.3	29.1	33.0	19.0	31.5	30.6	54.3	57.4
2. Disapprove	37.3	35.4	38.9	38.5	30.3	37.8	36.9	37.7	36.6	37.7	36.8	34.7	42.4	45.1	32.7	30.0
3. Strongly disapprove	32.7	26.3	39.6	27.4	51.7	29.4	32.0	34.1	35.1	33.2	30.2	46.3	26.1	24.2	13.0	12.6
<i>Item 8720 Subject A11a</i>	<i>N 2607</i>	<i>1239</i>	<i>1257</i>	<i>1699</i>	<i>322</i>	<i>555</i>	<i>700</i>	<i>893</i>	<i>460</i>	<i>1872</i>	<i>559</i>	<i>1152</i>	<i>617</i>	<i>294</i>	<i>425</i>	<i>53</i>
A27R: Taking four or five drinks nearly every day																
1. Don't disapprove	11.4	16.9	5.9	12.9	7.2	8.6	14.5	11.6	9.8	10.0	16.2	4.7	12.1	11.0	25.5	37.2
2. Disapprove	26.0	28.6	22.4	27.5	17.5	27.3	25.1	26.0	26.0	25.2	27.6	20.2	28.4	30.8	35.0	27.4
3. Strongly disapprove	62.5	54.5	71.7	59.6	75.3	64.0	60.4	62.4	64.1	64.8	56.2	75.1	59.5	58.2	39.4	35.3
<i>Item 8730 Subject A11a</i>	<i>N 2609</i>	<i>1241</i>	<i>1258</i>	<i>1700</i>	<i>322</i>	<i>556</i>	<i>700</i>	<i>890</i>	<i>464</i>	<i>1876</i>	<i>560</i>	<i>1155</i>	<i>620</i>	<i>292</i>	<i>423</i>	<i>53</i>
A27S: Having five or more drinks once or twice each weekend																
1. Don't disapprove	35.0	41.7	28.1	41.2	17.3	37.0	37.4	34.2	30.7	33.9	39.3	17.6	38.6	45.7	66.9	68.6
2. Disapprove	24.6	22.2	26.9	25.7	17.2	27.7	24.0	23.4	23.9	24.9	23.5	24.2	28.1	26.3	20.7	12.9
3. Strongly disapprove	40.4	36.1	45.0	33.1	65.5	35.2	38.6	42.4	45.4	41.1	37.2	58.2	33.3	28.1	12.4	18.5
<i>Item 8740 Subject A11a</i>	<i>N 2607</i>	<i>1236</i>	<i>1259</i>	<i>1698</i>	<i>323</i>	<i>554</i>	<i>700</i>	<i>892</i>	<i>461</i>	<i>1876</i>	<i>559</i>	<i>1150</i>	<i>618</i>	<i>294</i>	<i>425</i>	<i>52</i>
A28: During the LAST 12 MONTHS, how often have you been around people who were taking each of the following to get high or for "kicks"?																
A28A: Marijuana (pot, grass) or hashish																
1. Not at all	23.2	18.9	27.3	21.2	28.0	20.9	23.5	27.0	17.9	22.7	24.1	43.4	5.5	11.2	3.6	2.6
2. Once or twice	21.4	20.9	21.9	20.7	22.5	19.2	22.6	21.1	22.5	22.4	17.7	27.0	23.1	17.6	9.6	4.3
3. Occasionally	22.5	24.4	20.3	22.0	20.6	22.0	25.2	19.3	25.3	22.7	21.2	17.8	32.2	25.9	18.0	21.4
4. Often	32.9	35.8	30.5	36.1	28.8	37.9	28.6	32.5	34.3	32.2	37.1	11.8	39.2	45.3	68.7	71.7
<i>Item 20590 Subject A02b</i>	<i>N 2611</i>	<i>1245</i>	<i>1256</i>	<i>1701</i>	<i>322</i>	<i>553</i>	<i>698</i>	<i>894</i>	<i>466</i>	<i>1877</i>	<i>561</i>	<i>1155</i>	<i>621</i>	<i>294</i>	<i>425</i>	<i>53</i>
A28B: LSD																
1. Not at all	74.1	70.3	77.5	68.3	95.9	66.6	77.8	75.7	74.1	74.5	71.7	88.6	83.2	62.7	36.2	12.4
2. Once or twice	13.4	15.2	11.9	16.4	2.1	15.0	12.3	11.6	16.6	13.0	15.9	7.5	10.1	24.6	23.9	32.9
3. Occasionally	7.4	7.7	7.2	9.0	1.1	10.7	5.2	7.8	6.2	7.7	7.5	2.9	3.9	10.8	20.5	28.7
4. Often	5.1	6.8	3.4	6.3	0.8	7.6	4.7	4.9	3.1	4.9	4.9	1.0	2.8	1.9	19.3	26.0
<i>Item 20600 Subject A02b</i>	<i>N 2595</i>	<i>1239</i>	<i>1247</i>	<i>1693</i>	<i>319</i>	<i>549</i>	<i>693</i>	<i>892</i>	<i>462</i>	<i>1866</i>	<i>559</i>	<i>1146</i>	<i>615</i>	<i>293</i>	<i>425</i>	<i>53</i>
A28C: Other psychedelics (mescaline, peyote, PCP, etc.)																
1. Not at all	82.2	79.6	84.7	79.0	96.6	75.3	84.4	85.3	80.9	82.3	81.4	92.5	88.5	76.0	53.9	38.2
2. Once or twice	11.0	12.0	10.3	13.0	2.0	15.4	9.3	9.1	11.8	11.7	9.5	5.8	9.3	15.0	23.5	30.9
3. Occasionally	4.1	4.5	3.5	4.8	0.8	5.5	3.8	3.1	4.9	3.4	6.1	1.0	1.3	6.7	14.1	6.9
4. Often	2.8	3.9	1.4	3.2	0.6	3.8	2.5	2.5	2.4	2.6	3.0	0.7	0.9	2.3	8.6	24.0
<i>Item 20610 Subject A02b</i>	<i>N 2603</i>	<i>1240</i>	<i>1255</i>	<i>1697</i>	<i>322</i>	<i>551</i>	<i>698</i>	<i>892</i>	<i>463</i>	<i>1873</i>	<i>562</i>	<i>1148</i>	<i>621</i>	<i>294</i>	<i>426</i>	<i>53</i>
A28D: Amphetamines (uppers, pep pills, bennies, speed)																
1. Not at all	69.0	67.6	69.9	63.2	92.4	67.0	68.5	70.1	70.1	70.2	63.3	83.7	76.7	53.9	32.4	15.5
2. Once or twice	16.4	17.0	16.0	18.9	4.6	18.7	14.4	15.8	18.2	16.4	17.9	10.0	16.3	27.8	25.0	35.0
3. Occasionally	9.3	9.7	9.3	11.6	2.3	9.8	10.5	9.0	7.6	9.1	10.5	4.4	4.8	14.2	26.0	18.5
4. Often	5.2	5.7	4.7	6.3	0.7	4.6	6.6	5.1	4.1	4.3	8.3	1.9	2.2	4.0	16.6	31.0
<i>Item 20620 Subject A02b</i>	<i>N 2604</i>	<i>1241</i>	<i>1256</i>	<i>1699</i>	<i>322</i>	<i>551</i>	<i>697</i>	<i>892</i>	<i>464</i>	<i>1874</i>	<i>562</i>	<i>1150</i>	<i>621</i>	<i>294</i>	<i>424</i>	<i>53</i>

QUESTIONNAIRE FORM 3 1997	TOTAL	SEX		RACE		REGION				COLLEGE PLANS?		ILLICIT DRUG USE: LIFETIME				
		M	F	White	Black	NE	NC	S	W	Yes	No	None	Mari- juana Only	Few Pills	More Pills	Any Her- oin
<i>N (Weighted No. of Cases):</i>	2648	1252	1262	1708	323	569	704	904	472	1885	563	1161	622	294	427	53
<i>% of Weighted Total:</i>	100.0	47.3	47.7	64.5	12.2	21.5	26.6	34.1	17.8	71.2	21.3	43.8	23.5	11.1	16.1	2.0
A28E: Barbiturates (downers, goofballs, reds, yellows, etc.)																
1. Not at all	83.9	82.4	85.6	80.8	96.3	80.7	84.5	83.9	87.0	85.2	79.4	92.7	90.7	80.7	55.6	49.4
2. Once or twice	9.5	10.3	8.8	11.4	2.1	12.2	9.8	9.1	6.7	9.1	11.0	5.0	6.3	12.7	23.2	27.3
3. Occasionally	4.1	4.6	3.4	4.9	1.2	4.8	2.9	4.6	4.0	3.6	5.8	1.2	1.5	4.8	14.1	9.6
4. Often	2.5	2.7	2.2	2.8	0.4	2.4	2.8	2.5	2.3	2.1	3.8	1.1	1.5	1.8	7.1	13.7
<i>Item 20630 Subject A02b</i>	<i>N</i> 2603	1240	1255	1698	320	550	697	892	463	1873	561	1150	619	294	426	53
A28F: Tranquilizers (Librium, Valium, Miltown)																
1. Not at all	81.1	79.7	82.4	77.6	95.5	76.5	86.0	80.3	81.0	82.1	77.4	90.5	89.4	72.3	53.1	42.9
2. Once or twice	10.7	10.8	10.8	12.5	2.2	13.2	8.7	9.7	12.5	10.2	12.9	6.3	6.4	17.6	22.8	25.7
3. Occasionally	5.0	5.9	4.0	6.4	1.3	6.5	2.7	6.1	4.6	4.9	5.4	1.9	2.8	6.0	15.0	14.7
4. Often	3.2	3.6	2.8	3.6	1.0	3.8	2.6	4.0	1.9	2.9	4.3	1.3	1.4	4.1	9.2	16.7
<i>Item 20640 Subject A02b</i>	<i>N</i> 2599	1239	1253	1696	320	550	696	890	463	1870	561	1148	618	294	426	53
A28G: Cocaine ("coke")																
1. Not at all	74.4	72.8	76.1	73.0	87.1	70.1	78.7	75.6	70.5	75.6	71.2	87.0	79.9	69.6	39.9	26.5
2. Once or twice	14.8	15.9	13.7	16.1	7.1	18.8	11.9	12.6	18.6	14.4	15.3	8.3	13.1	21.3	30.0	26.9
3. Occasionally	6.6	7.1	6.4	7.2	3.3	5.9	6.2	7.1	7.1	6.5	7.4	3.3	4.2	6.0	18.5	14.6
4. Often	4.2	4.2	3.8	3.8	2.6	5.2	3.2	4.6	3.8	3.4	6.1	1.4	2.8	3.0	11.7	31.9
<i>Item 20650 Subject A02b</i>	<i>N</i> 2603	1242	1254	1699	319	551	698	890	464	1874	561	1149	621	294	426	53
A28H: Heroin																
1. Not at all	90.9	90.5	91.8	90.3	96.8	88.5	91.2	92.4	90.5	92.3	86.6	94.4	94.0	90.0	84.9	42.0
2. Once or twice	5.9	6.2	5.6	6.7	2.4	7.3	6.1	4.4	6.7	5.2	8.0	4.0	3.9	7.6	10.2	21.2
3. Occasionally	2.0	2.3	1.5	1.9	0.4	3.3	1.4	1.9	1.6	1.5	3.6	1.0	1.3	1.5	3.6	19.9
4. Often	1.2	1.0	1.0	1.1	0.5	0.9	1.3	1.3	1.1	1.0	1.7	0.6	0.9	0.9	1.4	16.9
<i>Item 20660 Subject A02b</i>	<i>N</i> 2606	1243	1255	1701	321	553	699	892	462	1878	560	1151	621	294	425	53
A28I: Other narcotics (methadone, opium, codeine, paregoric, etc.)																
1. Not at all	79.6	78.2	80.7	75.5	92.9	72.5	82.4	80.9	81.6	80.8	75.7	90.6	87.6	73.1	48.0	25.3
2. Once or twice	12.4	12.8	12.6	15.3	2.6	16.9	10.8	11.3	11.7	12.2	13.1	6.7	8.3	17.1	28.7	39.2
3. Occasionally	5.4	5.9	4.9	6.3	3.9	7.4	4.5	5.2	4.8	4.7	7.9	1.9	2.4	7.6	16.7	15.8
4. Often	2.5	3.1	1.8	2.9	0.6	3.2	2.3	2.6	1.9	2.2	3.3	0.8	1.7	2.3	6.5	19.8
<i>Item 20670 Subject A02b</i>	<i>N</i> 2604	1243	1253	1698	321	552	699	890	463	1875	560	1152	619	294	423	53
A28J: Alcoholic beverages (beer, wine, liquor)																
1. Not at all	8.6	7.2	9.8	5.7	18.8	7.1	9.2	9.5	7.7	7.8	10.6	16.2	2.7	2.9	1.4	1.1
2. Once or twice	13.0	11.6	14.0	9.9	22.1	11.7	11.2	14.2	15.0	13.3	10.8	19.3	10.6	8.0	2.6	1.9
3. Occasionally	24.4	25.0	24.0	24.2	25.8	25.5	25.6	21.9	26.3	25.1	23.0	27.8	27.4	22.8	14.1	10.8
4. Often	53.9	56.2	52.1	60.1	33.3	55.7	54.0	54.4	51.0	53.9	55.7	36.7	59.3	66.3	81.9	86.2
<i>Item 20680 Subject A02b</i>	<i>N</i> 2600	1240	1253	1697	321	550	696	892	463	1873	559	1153	616	294	424	53
A29: The next questions ask for your opinions on the effects of using certain drugs and other substances. How much do you think people risk harming themselves (physically or in other ways) if they . . .																
A29A: Smoke one or more packs of cigarettes per day																
1. No risk	1.8	2.2	1.3	1.5	1.7	1.0	2.0	2.3	1.2	1.3	3.1	1.3	2.5	1.3	1.2	10.8
2. Slight risk	8.1	8.6	7.6	8.3	6.0	6.7	11.2	7.5	6.4	7.4	10.0	6.3	8.1	8.1	12.7	11.0
3. Moderate risk	28.0	29.7	26.6	30.0	22.2	23.4	28.9	32.5	23.5	27.9	29.3	26.5	29.6	26.0	30.9	36.0
4. Great risk	60.7	58.3	63.4	59.4	66.9	67.3	56.9	56.7	66.0	62.3	55.5	64.4	58.1	63.7	54.9	41.1
5. Can't say, drug unfamiliar	1.5	1.3	1.1	0.7	3.3	1.6	1.1	1.0	2.9	1.1	2.1	1.5	1.8	0.8	0.4	1.1
<i>Item 12360 Subject A14a</i>	<i>N</i> 2600	1239	1254	1701	320	553	699	888	460	1873	559	1150	618	294	425	53

QUESTIONNAIRE FORM 3 1997	TOTAL	SEX		RACE		REGION				COLLEGE PLANS?		ILLICIT DRUG USE: LIFETIME				
		M	F	White	Black	NE	NC	S	W	Yes	No	None	Mari- juana Only	Few Pills	More Pills	Any Her- oin
<i>N (Weighted No. of Cases):</i>	2648	1252	1262	1708	323	569	704	904	472	1885	563	1161	622	294	427	53
<i>% of Weighted Total:</i>	100.0	47.3	47.7	64.5	12.2	21.5	26.6	34.1	17.8	71.2	21.3	43.8	23.5	11.1	16.1	2.0
A29B: Try marijuana once or twice																
1. No risk	32.2	35.9	28.4	34.0	30.2	37.2	32.5	27.7	34.7	31.7	33.8	10.6	44.2	40.2	63.8	70.5
2. Slight risk	32.8	30.7	35.5	34.1	32.4	31.9	35.9	31.1	32.3	34.8	27.3	32.3	37.2	41.2	25.7	23.6
3. Moderate risk	17.1	14.5	19.2	16.3	15.4	15.4	14.0	20.5	17.2	17.2	17.0	25.4	12.3	9.8	5.5	4.8
4. Great risk	16.3	17.4	15.2	14.2	21.2	13.3	16.2	19.7	13.3	15.1	19.2	29.0	5.8	7.9	4.6	-
5. Can't say, drug unfamiliar	1.7	1.4	1.7	1.5	0.8	2.3	1.5	1.0	2.6	1.1	2.7	2.8	0.5	0.8	0.3	1.1
<i>Item 12370 Subject A14a</i>	<i>N 2600</i>	<i>1240</i>	<i>1254</i>	<i>1700</i>	<i>320</i>	<i>553</i>	<i>699</i>	<i>889</i>	<i>460</i>	<i>1872</i>	<i>559</i>	<i>1152</i>	<i>618</i>	<i>294</i>	<i>424</i>	<i>53</i>
A29C: Smoke marijuana occasionally																
1. No risk	14.4	17.7	11.0	14.8	17.4	15.3	13.3	13.5	16.7	12.9	18.8	2.5	17.7	16.1	38.5	33.5
2. Slight risk	24.6	25.5	23.2	25.9	21.8	27.9	24.4	22.7	24.8	25.4	21.8	12.6	34.8	31.6	35.6	37.9
3. Moderate risk	30.6	28.1	33.7	31.5	29.5	30.1	31.2	29.7	32.0	33.1	24.2	34.5	32.4	33.9	16.7	25.6
4. Great risk	28.5	27.1	30.1	26.2	30.5	23.8	29.4	33.2	23.4	27.3	32.0	47.0	14.6	17.4	9.0	1.9
5. Can't say, drug unfamiliar	1.9	1.7	2.0	1.7	0.8	2.9	1.7	0.9	3.1	1.3	3.2	3.4	0.5	1.1	0.3	1.1
<i>Item 12380 Subject A14a</i>	<i>N 2597</i>	<i>1238</i>	<i>1251</i>	<i>1701</i>	<i>319</i>	<i>553</i>	<i>697</i>	<i>886</i>	<i>460</i>	<i>1872</i>	<i>556</i>	<i>1151</i>	<i>616</i>	<i>292</i>	<i>425</i>	<i>53</i>
A29D: Smoke marijuana regularly																
1. No risk	6.0	7.1	4.7	5.4	9.2	6.0	6.1	4.9	8.0	4.9	9.3	1.0	7.9	5.4	16.0	18.7
2. Slight risk	12.5	13.9	10.8	13.4	13.7	11.5	15.1	10.7	13.2	11.7	14.8	3.8	13.5	15.0	30.2	29.8
3. Moderate risk	19.7	21.2	18.5	19.5	19.3	22.3	16.3	20.9	19.6	20.5	17.2	11.0	28.4	25.9	25.9	22.5
4. Great risk	59.7	56.4	63.7	60.1	56.2	57.6	60.8	62.3	55.3	61.6	55.5	80.6	49.7	52.9	27.6	27.8
5. Can't say, drug unfamiliar	2.0	1.4	2.3	1.6	1.6	2.6	1.7	1.1	3.8	1.3	3.1	3.6	0.5	0.8	0.3	1.1
<i>Item 12390 Subject A14a</i>	<i>N 2596</i>	<i>1234</i>	<i>1255</i>	<i>1699</i>	<i>320</i>	<i>554</i>	<i>699</i>	<i>885</i>	<i>459</i>	<i>1870</i>	<i>557</i>	<i>1150</i>	<i>616</i>	<i>293</i>	<i>425</i>	<i>53</i>
A29E: Try cocaine in powder form once or twice																
1. No risk	3.4	4.8	1.9	3.4	2.4	3.6	3.9	2.2	4.5	3.2	3.5	0.8	2.8	3.8	9.0	20.3
2. Slight risk	13.4	13.4	13.4	14.9	5.8	16.2	13.9	11.1	13.8	13.4	13.3	9.8	9.0	14.9	26.8	37.5
3. Moderate risk	20.6	19.5	22.8	22.6	10.9	21.0	19.0	18.5	26.8	21.5	19.6	19.3	17.8	23.8	26.3	17.0
4. Great risk	57.2	57.4	56.2	53.6	75.1	53.4	58.2	63.8	47.2	57.5	55.4	63.5	63.8	54.2	35.6	21.7
5. Can't say, drug unfamiliar	5.4	4.9	5.8	5.6	5.9	5.8	5.0	4.4	7.8	4.4	8.1	6.6	6.6	3.2	2.3	3.4
<i>Item 12501 Subject A14a</i>	<i>N 2596</i>	<i>1236</i>	<i>1253</i>	<i>1701</i>	<i>319</i>	<i>552</i>	<i>699</i>	<i>888</i>	<i>457</i>	<i>1870</i>	<i>559</i>	<i>1149</i>	<i>617</i>	<i>293</i>	<i>425</i>	<i>53</i>
A29F: Take cocaine powder occasionally																
1. No risk	1.2	1.4	0.8	1.0	1.1	1.3	1.4	1.4	0.1	0.7	2.1	0.6	0.7	0.4	3.2	7.3
2. Slight risk	2.7	3.4	1.7	2.9	1.0	3.5	2.4	1.8	3.8	2.0	4.2	0.7	1.2	4.7	7.3	15.0
3. Moderate risk	14.9	15.2	14.9	16.8	6.6	16.3	16.2	13.6	13.8	15.2	14.2	13.2	9.4	14.5	27.2	25.7
4. Great risk	75.8	75.1	76.9	73.8	85.5	72.7	75.7	79.1	73.5	77.7	71.4	79.1	81.9	77.5	60.3	48.5
5. Can't say, drug unfamiliar	5.4	4.9	5.7	5.5	5.7	6.2	4.3	4.0	8.7	4.4	8.1	6.4	6.8	2.9	2.0	3.4
<i>Item 12502 Subject A14a</i>	<i>N 2595</i>	<i>1239</i>	<i>1251</i>	<i>1699</i>	<i>320</i>	<i>552</i>	<i>699</i>	<i>886</i>	<i>458</i>	<i>1870</i>	<i>559</i>	<i>1150</i>	<i>618</i>	<i>293</i>	<i>423</i>	<i>53</i>
A29G: Take cocaine powder regularly																
1. No risk	0.8	1.1	0.5	0.4	1.3	0.5	0.7	1.4	0.3	0.5	1.4	0.6	0.7	0.6	1.0	4.7
2. Slight risk	1.1	1.5	0.6	1.1	0.1	1.4	0.8	1.1	1.2	0.6	2.3	0.6	0.4	0.9	1.8	13.3
3. Moderate risk	3.5	3.9	3.1	3.3	1.0	3.3	4.4	2.2	4.7	3.4	3.8	0.9	2.9	4.4	9.8	4.0
4. Great risk	89.5	88.8	90.7	90.2	92.1	89.3	90.0	91.5	85.2	91.6	84.3	91.6	89.6	91.3	85.3	76.8
5. Can't say, drug unfamiliar	5.1	4.7	5.2	5.1	5.5	5.6	4.1	3.8	8.6	3.9	8.2	6.2	6.4	2.7	2.0	1.1
<i>Item 12503 Subject A14a</i>	<i>N 2598</i>	<i>1239</i>	<i>1254</i>	<i>1701</i>	<i>320</i>	<i>552</i>	<i>699</i>	<i>889</i>	<i>458</i>	<i>1873</i>	<i>559</i>	<i>1149</i>	<i>618</i>	<i>294</i>	<i>425</i>	<i>53</i>
A29H: Try "crack" cocaine once or twice																
1. No risk	2.1	2.7	1.5	2.0	3.1	2.0	1.9	2.6	1.9	1.7	3.0	1.4	1.9	2.0	3.9	11.2
2. Slight risk	8.8	8.0	9.8	9.7	3.5	10.7	9.1	7.0	9.2	8.6	9.4	7.7	5.1	9.0	16.0	21.3
3. Moderate risk	16.3	15.1	17.9	17.3	9.1	17.9	15.8	13.6	20.3	17.5	13.0	15.5	14.6	18.0	20.1	15.7
4. Great risk	66.7	68.6	64.3	64.5	78.7	61.7	68.0	72.2	59.9	66.9	66.3	68.5	71.0	67.0	56.9	45.8
5. Can't say, drug unfamiliar	6.2	5.6	6.6	6.6	5.6	7.7	5.2	4.7	8.8	5.3	8.3	6.9	7.5	4.0	3.0	6.0
<i>Item 12504 Subject A14a</i>	<i>N 2599</i>	<i>1240</i>	<i>1254</i>	<i>1701</i>	<i>320</i>	<i>552</i>	<i>699</i>	<i>890</i>	<i>457</i>	<i>1873</i>	<i>560</i>	<i>1149</i>	<i>618</i>	<i>294</i>	<i>427</i>	<i>53</i>
A29I: Take "crack" cocaine occasionally																
1. No risk	1.0	1.2	0.7	0.7	1.8	0.7	1.1	1.7	0.1	0.6	1.9	0.9	0.7	0.9	1.2	7.9
2. Slight risk	1.2	1.5	0.9	1.2	0.8	0.8	1.1	1.1	2.2	0.9	2.3	0.7	0.5	0.9	2.9	6.5
3. Moderate risk	10.9	10.4	11.5	12.0	6.5	13.1	11.5	9.6	9.8	10.3	11.6	10.4	7.7	10.9	17.6	10.8
4. Great risk	80.5	81.1	80.2	79.5	84.8	77.5	80.9	83.1	78.6	82.9	75.1	80.9	83.2	83.2	75.2	71.4
5. Can't say, drug unfamiliar	6.3	5.7	6.8	6.6	6.1	7.9	5.4	4.6	9.2	5.4	9.2	7.1	7.9	4.0	3.0	3.4
<i>Item 12505 Subject A14a</i>	<i>N 2593</i>	<i>1237</i>	<i>1253</i>	<i>1698</i>	<i>320</i>	<i>551</i>	<i>698</i>	<i>889</i>	<i>455</i>	<i>1872</i>	<i>558</i>	<i>1149</i>	<i>618</i>	<i>293</i>	<i>424</i>	<i>53</i>

MONITORING THE FUTURE

QUESTIONNAIRE FORM 3 1997	TOTAL	SEX		RACE		REGION				COLLEGE PLANS?		ILLICIT DRUG USE: LIFETIME				
		M	F	White	Black	NE	NC	S	W	Yes	No	None	Mari- juana Only	Few Pills	More Pills	Any Her- oin
<i>N (Weighted No. of Cases):</i>	2648	1252	1262	1708	323	569	704	904	472	1885	563	1161	622	294	427	53
<i>% of Weighted Total:</i>	100.0	47.3	47.7	64.5	12.2	21.5	26.6	34.1	17.8	71.2	21.3	43.8	23.5	11.1	16.1	2.0
A29J: Take "crack" cocaine regularly																
1. No risk	0.9	1.2	0.4	0.6	1.1	0.5	0.7	1.4	0.4	0.6	1.5	0.6	0.8	0.9	1.0	6.4
2. Slight risk	0.6	0.6	0.6	0.3	0.7	0.3	0.4	0.8	1.0	0.4	1.0	0.5	0.2	1.0	0.9	2.5
3. Moderate risk	2.2	2.3	2.0	2.3	0.3	1.7	2.9	1.5	3.4	2.0	2.5	1.4	2.0	1.8	4.1	8.8
4. Great risk	90.0	90.0	90.6	90.4	92.0	90.1	90.6	91.8	85.8	91.8	86.1	90.4	89.5	92.4	90.7	81.1
5. Can't say, drug unfamiliar	6.2	5.9	6.4	6.4	5.8	7.4	5.4	4.5	9.3	5.2	9.0	7.1	7.5	4.0	3.3	1.1
<i>Item 12506 Subject A14a</i>	<i>N</i> 2591	1237	1251	1701	318	552	698	887	454	1869	557	1148	614	293	425	53
A29K: Try one or two drinks of an alcoholic beverage (beer, wine, liquor)																
1. No risk	48.7	54.0	43.7	54.7	31.4	56.7	51.1	43.8	45.1	49.3	48.4	35.0	54.5	54.4	73.5	78.1
2. Slight risk	32.7	28.4	37.6	31.8	38.8	30.7	30.3	36.5	31.4	33.8	28.4	38.1	30.7	35.4	20.8	19.9
3. Moderate risk	9.9	8.9	10.8	8.7	12.3	6.8	10.9	9.4	12.9	9.6	11.2	13.1	9.4	7.8	3.2	0.9
4. Great risk	7.5	7.8	6.8	4.4	15.0	4.3	7.0	9.7	7.9	6.5	10.3	12.3	4.3	1.7	2.3	-
5. Can't say, drug unfamiliar	1.2	0.9	1.1	0.5	2.5	1.5	0.7	0.7	2.7	0.9	1.7	1.5	1.2	0.6	0.2	1.1
<i>Item 12510 Subject A14a</i>	<i>N</i> 2590	1235	1253	1699	319	552	695	884	459	1870	559	1149	616	294	423	53
A29L: Take one or two drinks nearly every day																
1. No risk	12.7	17.2	8.0	13.9	10.1	13.7	14.7	12.9	8.1	11.7	15.3	6.3	16.3	10.2	25.5	33.8
2. Slight risk	30.1	33.8	27.1	33.6	19.2	33.9	30.1	30.2	25.6	30.8	29.2	25.5	29.5	37.4	39.1	31.5
3. Moderate risk	33.5	29.2	38.5	33.5	34.0	32.8	32.6	32.4	37.9	34.9	30.4	35.1	35.7	37.5	24.7	22.6
4. Great risk	22.3	18.8	25.2	18.5	34.3	18.0	21.9	23.6	25.3	21.7	23.0	31.4	17.5	14.2	10.4	10.9
5. Can't say, drug unfamiliar	1.4	1.0	1.2	0.6	2.5	1.6	0.7	0.9	3.1	0.9	2.1	1.7	1.2	0.7	0.3	1.1
<i>Item 12520 Subject A14a</i>	<i>N</i> 2593	1236	1254	1699	320	552	696	887	458	1872	557	1149	618	292	425	53
A29M: Take four or five drinks nearly every day																
1. No risk	3.8	5.7	1.8	3.6	4.4	2.2	4.8	4.3	3.1	2.8	6.5	1.7	4.9	2.3	7.3	19.7
2. Slight risk	8.0	10.2	5.3	9.1	2.5	7.5	11.0	7.3	5.4	7.2	8.9	5.3	8.1	8.7	14.4	9.8
3. Moderate risk	26.3	29.2	23.7	28.9	17.9	26.5	27.1	27.6	22.6	26.4	27.4	20.8	29.4	32.4	33.4	31.2
4. Great risk	60.6	54.0	68.1	58.0	73.0	62.4	56.4	60.2	65.9	62.8	55.3	70.6	56.6	56.0	44.6	38.2
5. Can't say, drug unfamiliar	1.2	0.9	1.2	0.5	2.3	1.5	0.7	0.7	3.0	0.8	1.9	1.6	1.0	0.7	0.3	1.1
<i>Item 12530 Subject A14a</i>	<i>N</i> 2592	1237	1252	1700	318	551	698	888	455	1869	559	1149	615	293	425	53
A29N: Have five or more drinks once or twice each weekend																
1. No risk	9.9	13.7	5.9	11.2	6.6	10.4	12.2	9.7	6.4	8.9	13.1	3.9	10.3	10.0	22.9	38.1
2. Slight risk	16.8	19.2	14.7	20.3	6.5	18.3	17.5	16.5	14.4	16.8	17.8	9.8	19.0	23.2	29.9	5.7
3. Moderate risk	23.1	23.1	23.0	25.6	13.6	24.5	22.5	24.1	20.3	24.0	19.3	20.0	27.5	26.7	24.3	21.2
4. Great risk	49.0	43.2	55.1	42.4	70.6	45.1	47.1	49.1	56.5	49.6	48.3	64.8	42.2	39.5	22.6	33.8
5. Can't say, drug unfamiliar	1.2	0.7	1.2	0.5	2.7	1.6	0.7	0.7	2.4	0.8	1.6	1.5	1.0	0.6	0.3	1.1
<i>Item 12540 Subject A14a</i>	<i>N</i> 2590	1236	1251	1698	319	549	697	886	459	1867	559	1145	618	294	425	53
A30: How difficult do you think it would be for you to get each of the following types of drugs, if you wanted some?																
A30A: Marijuana																
1. Probably impossible	3.0	2.8	3.0	1.8	5.2	3.2	3.7	3.2	1.5	2.4	4.0	5.9	0.7	0.4	-	1.1
2. Very difficult	2.3	2.1	2.6	2.3	1.1	2.3	2.5	2.3	2.1	1.8	3.8	4.1	0.4	1.0	0.8	-
3. Fairly difficult	4.5	3.3	5.1	3.8	5.9	3.1	4.8	5.4	3.9	4.9	2.8	7.8	1.2	4.7	1.0	-
4. Fairly easy	22.1	23.1	21.2	23.9	15.5	20.0	21.2	25.2	20.2	23.0	20.0	28.9	19.2	23.4	9.6	2.3
5. Very easy	68.0	68.8	68.0	68.2	72.4	71.4	67.7	64.0	72.3	67.9	69.4	53.4	78.4	70.5	88.5	96.6
<i>Item 6750 Subject A03a</i>	<i>N</i> 2569	1234	1238	1686	317	544	694	878	454	1855	558	1130	617	293	423	53
A30B: "Crack" cocaine																
1. Probably impossible	9.5	9.3	9.6	8.1	15.8	8.5	12.0	9.7	6.3	8.6	12.5	13.8	7.7	5.4	4.1	1.1
2. Very difficult	16.3	17.1	15.9	18.6	6.2	14.1	17.9	14.7	19.2	17.1	14.0	15.8	17.1	20.8	14.1	4.7
3. Fairly difficult	28.8	29.8	28.0	32.3	16.0	33.0	27.5	27.2	28.7	30.0	24.5	28.3	30.7	31.3	26.4	16.2
4. Fairly easy	27.5	25.3	29.7	28.1	22.9	27.9	26.8	27.0	28.8	26.9	30.0	26.3	25.3	29.3	33.1	27.1
5. Very easy	18.0	18.5	16.7	12.9	39.2	16.5	15.8	21.4	16.9	17.4	19.0	15.6	19.1	13.2	22.2	50.9
<i>Item 6811 Subject A03a</i>	<i>N</i> 2562	1231	1234	1680	316	543	692	877	450	1852	554	1128	612	293	423	53

QUESTIONNAIRE FORM 3 1997	TOTAL	SEX		RACE		REGION				COLLEGE PLANS?		ILLICIT DRUG USE: LIFETIME				
		M	F	White	Black	NE	NC	S	W	Yes	No	None	Mari- juana Only	Few Pills	More Pills	Any Her- oin
<i>N (Weighted No. of Cases):</i> <i>% of Weighted Total:</i>	2648 100.0	1252 47.3	1262 47.7	1708 64.5	323 12.2	569 21.5	704 26.6	904 34.1	472 17.8	1885 71.2	563 21.3	1161 43.8	622 23.5	294 11.1	427 16.1	53 2.0
A30C: Cocaine powder																
1. Probably impossible	10.6	9.9	11.0	8.7	17.8	9.0	12.9	11.3	7.3	9.1	14.7	14.9	9.9	6.8	3.5	1.1
2. Very difficult	17.3	18.4	16.9	19.1	11.7	15.6	19.7	15.7	18.6	18.4	14.6	18.4	20.7	21.0	8.8	2.3
3. Fairly difficult	26.1	24.7	27.5	28.7	18.0	27.2	25.2	24.1	30.0	27.4	21.5	25.8	29.4	27.2	23.4	7.6
4. Fairly easy	27.6	27.4	28.0	28.7	22.6	30.5	27.0	27.8	24.5	26.8	31.0	27.0	22.6	28.7	34.8	32.2
5. Very easy	18.5	19.7	16.6	14.8	29.9	17.6	15.3	21.0	19.5	18.3	18.2	13.8	17.4	16.3	29.6	56.7
<i>Item 6812 Subject A03a</i>	<i>N 2561</i>	<i>1231</i>	<i>1233</i>	<i>1680</i>	<i>315</i>	<i>542</i>	<i>692</i>	<i>877</i>	<i>450</i>	<i>1852</i>	<i>554</i>	<i>1127</i>	<i>612</i>	<i>293</i>	<i>423</i>	<i>53</i>
B18: On how many occasions (if any) have you used MDMA ("ecstasy") . . .																
B18A: . . . in your lifetime?																
1. 0 occasions	93.1	92.2	93.8	91.6	99.5	89.7	97.0	92.2	92.7	93.2	92.9	100.0	100.0	89.6	72.1	41.5
2. 1-2	4.0	4.3	3.8	4.9	0.1	4.9	2.3	4.6	4.7	4.0	4.4	-	-	10.4	15.4	15.3
3. 3-5	1.7	1.7	1.7	2.0	0.3	3.5	0.2	1.7	1.7	1.7	1.5	-	-	-	8.0	18.3
4. 6-9	0.4	0.6	0.1	0.5	-	0.6	0.5	0.2	0.3	0.4	0.2	-	-	-	2.2	-
5. 10-19	0.2	0.1	0.2	0.1	-	0.3	-	0.1	0.5	0.2	-	-	-	-	1.0	0.9
6. 20-39	0.2	0.2	0.2	0.3	-	0.6	-	0.3	0.1	0.3	0.1	-	-	-	0.6	7.2
7. 40 or more	0.5	0.8	0.1	0.6	-	0.5	0.1	1.0	-	0.3	0.9	-	-	-	0.8	16.8
<i>Item 22660 Subject A01a</i>	<i>N 2537</i>	<i>1236</i>	<i>1254</i>	<i>1695</i>	<i>319</i>	<i>532</i>	<i>678</i>	<i>869</i>	<i>458</i>	<i>1860</i>	<i>552</i>	<i>1142</i>	<i>603</i>	<i>289</i>	<i>420</i>	<i>50</i>
B18B: . . . during the last 12 months?																
1. 0 occasions	96.0	94.4	97.5	94.8	99.7	93.1	98.7	95.7	95.9	96.1	96.2	100.0	100.0	96.3	84.2	50.3
2. 1-2	2.4	3.5	1.3	3.1	-	3.6	0.9	2.5	2.9	2.4	2.1	-	-	3.7	9.7	17.4
3. 3-5	0.8	0.9	0.7	1.1	0.3	2.3	-	0.5	0.9	0.9	0.6	-	-	-	3.7	9.9
4. 6-9	0.2	0.3	0.2	0.3	-	0.5	0.3	*	0.3	0.3	0.1	-	-	-	1.2	2.4
5. 10-19	0.2	0.1	0.3	0.2	-	0.2	-	0.4	-	0.3	-	-	-	-	0.3	7.2
6. 20-39	0.3	0.5	*	0.4	-	0.4	-	0.5	-	0.1	0.6	-	-	-	0.8	7.5
7. 40 or more	0.1	0.3	-	0.2	-	-	0.1	0.3	-	*	0.5	-	-	-	0.1	5.3
<i>Item 22670 Subject A01b</i>	<i>N 2539</i>	<i>1237</i>	<i>1254</i>	<i>1696</i>	<i>319</i>	<i>532</i>	<i>678</i>	<i>871</i>	<i>458</i>	<i>1862</i>	<i>552</i>	<i>1143</i>	<i>604</i>	<i>289</i>	<i>420</i>	<i>50</i>
B18C: . . . during the last 30 days?																
1. 0 occasions	98.4	97.7	99.1	97.8	99.7	98.0	99.5	97.5	98.9	98.4	98.8	100.0	100.0	98.2	94.2	77.2
2. 1-2	0.9	1.2	0.6	1.2	0.3	1.5	0.2	1.2	0.7	1.1	0.2	-	-	1.8	3.9	4.0
3. 3-5	0.2	0.2	0.1	0.2	-	-	-	0.3	0.4	0.1	0.1	-	-	-	0.6	3.3
4. 6-9	0.2	0.4	*	0.3	-	0.2	0.2	0.2	-	0.2	0.4	-	-	-	0.7	4.4
5. 10-19	0.2	0.2	0.2	0.3	-	0.2	-	0.4	-	0.2	-	-	-	-	0.4	6.5
6. 20-39	0.1	0.2	-	0.1	-	-	-	0.3	-	-	0.4	-	-	-	-	4.6
7. 40 or more	*	0.1	-	*	-	-	0.1	-	-	-	0.1	-	-	-	0.1	-
<i>Item 22680 Subject A01c</i>	<i>N 2539</i>	<i>1237</i>	<i>1254</i>	<i>1696</i>	<i>319</i>	<i>532</i>	<i>678</i>	<i>871</i>	<i>458</i>	<i>1862</i>	<i>552</i>	<i>1143</i>	<i>604</i>	<i>289</i>	<i>420</i>	<i>50</i>
This section asks about a number of different things.																
D01: How satisfied are you with your life as a whole these days?																
1. Completely dissatisfied	2.3	2.5	1.6	1.6	3.6	1.7	2.5	2.0	3.3	2.1	3.0	2.3	2.7	1.1	3.2	-
2. Quite dissatisfied	7.4	7.0	7.9	6.4	9.9	10.0	7.1	5.1	9.5	7.2	7.9	7.5	6.9	7.4	7.9	12.0
3. Somewhat dissatisfied	10.2	9.6	10.4	9.4	12.3	10.6	11.3	8.4	11.2	10.2	10.1	7.8	7.5	14.6	14.0	19.4
4. Neither, or mixed feelings	10.8	9.8	11.8	9.9	10.7	9.9	11.5	9.2	13.7	9.7	14.5	8.2	13.1	14.8	12.6	6.9
5. Somewhat satisfied	26.3	27.2	25.9	27.5	24.1	28.2	23.6	29.3	22.6	26.3	26.9	26.8	25.1	27.3	27.1	17.5
6. Quite satisfied	34.1	35.5	33.2	36.6	26.8	33.2	32.9	35.7	33.8	36.0	26.4	35.5	37.8	28.0	29.8	32.4
7. Completely satisfied	9.0	8.5	9.2	8.7	12.5	6.5	11.2	10.3	5.9	8.4	11.2	11.8	6.9	6.8	5.3	11.7
<i>Item 6840 Subject P01, Q01</i>	<i>N 2436</i>	<i>1167</i>	<i>1210</i>	<i>1645</i>	<i>289</i>	<i>488</i>	<i>667</i>	<i>832</i>	<i>449</i>	<i>1835</i>	<i>540</i>	<i>1082</i>	<i>581</i>	<i>278</i>	<i>405</i>	<i>49</i>
The next questions are about feeling unsafe—that is, feeling that someone might try to harm or injure you.																
D02: How often do you feel unsafe when you are at school?																
1. Never	59.4	62.4	57.0	62.3	55.3	60.7	61.8	59.6	54.3	59.7	59.6	57.1	61.2	58.5	61.9	73.3
2. Rarely	29.6	27.4	31.4	29.2	26.4	31.8	24.9	29.4	34.7	30.7	25.7	31.8	26.5	30.8	29.3	18.3
3. Some days	7.0	6.7	7.4	5.6	10.8	6.1	7.5	6.4	8.1	6.0	9.4	7.2	8.1	7.4	5.3	2.1
4. Most days	1.9	1.4	2.3	1.2	4.0	0.6	2.3	2.5	1.6	1.5	3.0	2.0	2.1	2.3	1.2	1.6
5. Every day	2.1	2.1	1.9	1.8	3.5	0.8	3.5	2.2	1.2	2.0	2.3	1.8	2.0	1.0	2.4	4.7
<i>Item 25770 Subject B07</i>	<i>N 2435</i>	<i>1165</i>	<i>1211</i>	<i>1642</i>	<i>290</i>	<i>485</i>	<i>665</i>	<i>833</i>	<i>452</i>	<i>1833</i>	<i>542</i>	<i>1085</i>	<i>579</i>	<i>278</i>	<i>405</i>	<i>48</i>

MONITORING THE FUTURE

QUESTIONNAIRE FORM 3 1997	TOTAL	SEX		RACE		REGION				COLLEGE PLANS?		ILLICIT DRUG USE: LIFETIME				
		M	F	White	Black	NE	NC	S	W	Yes	No	None	Mari- juana Only	Few Pills	More Pills	Any Her- oin
<i>N (Weighted No. of Cases):</i>	2648	1252	1262	1708	323	569	704	904	472	1885	563	1161	622	294	427	53
<i>% of Weighted Total:</i>	100.0	47.3	47.7	64.5	12.2	21.5	26.6	34.1	17.8	71.2	21.3	43.8	23.5	11.1	16.1	2.0
D03: How often do you feel unsafe going to or from school?																
1. Never	61.5	65.7	57.9	65.2	49.0	64.2	64.4	58.6	59.4	60.5	66.0	58.7	62.9	59.4	64.9	85.4
2. Rarely	29.4	26.2	32.2	28.9	28.8	28.5	24.6	31.4	34.0	30.9	23.1	31.5	28.3	32.9	27.3	8.4
3. Some days	6.3	6.0	6.7	3.8	17.4	6.1	7.0	6.8	4.6	6.3	6.2	7.4	5.9	5.6	4.4	4.2
4. Most days	1.0	0.8	1.2	0.7	2.3	0.3	1.1	1.6	0.5	0.7	1.9	0.5	1.2	1.4	1.3	-
5. Every day	1.8	1.4	2.0	1.4	2.6	0.9	3.0	1.6	1.6	1.6	2.8	1.8	1.8	0.6	2.1	2.0
<i>Item 25780 Subject B07</i>	<i>N</i> 2429	1163	1210	1641	290	483	665	830	451	1830	538	1083	578	278	404	48
D04: During the LAST FOUR WEEKS, how many days did you not go to school because you felt you would be unsafe at school or on your way to or from school?																
1. 0 days	98.1	97.6	99.0	99.0	96.6	98.5	98.3	98.2	97.4	98.4	97.0	98.6	98.0	98.3	97.9	100.0
2. 1 day	0.9	1.0	0.5	0.6	1.0	1.1	1.1	0.7	0.5	0.6	1.8	0.7	0.7	0.5	0.9	-
3. 2 or 3 days	0.8	1.2	0.5	0.3	1.8	0.2	0.7	1.0	1.2	0.7	1.2	0.6	0.9	1.2	1.0	-
4. 4 or more days	0.2	0.2	*	0.1	0.5	0.2	-	0.1	0.9	0.3	0.1	0.2	0.4	-	0.3	-
<i>Item 25790 Subject B07</i>	<i>N</i> 2426	1159	1209	1639	289	481	664	830	451	1828	538	1082	574	278	404	48
D05: These questions are about your health during the last MONTH.																
D05A: Have you been bothered by shortness of breath when you were not exercising or working hard?																
1. Never	71.0	74.7	68.2	71.4	70.4	65.7	71.7	73.6	70.8	72.1	67.3	79.4	71.3	62.0	57.2	58.5
2. Seldom	16.5	15.0	17.7	17.7	13.3	20.7	16.2	15.7	14.1	16.2	17.4	12.2	14.5	24.2	25.3	25.2
3. Sometimes	9.7	8.2	11.1	8.5	12.9	10.9	9.4	8.5	10.8	9.2	11.3	6.2	10.8	11.2	14.2	11.8
4. Often	2.8	2.1	3.0	2.4	3.3	2.7	2.7	2.2	4.3	2.4	4.1	2.2	3.4	2.6	3.3	4.4
<i>Item 8850 Subject T01</i>	<i>N</i> 2417	1155	1203	1636	288	477	665	825	449	1820	537	1078	571	278	401	48
D05B: Have you been bothered by your heart beating hard?																
1. Never	75.4	76.6	74.5	75.1	75.5	71.5	76.8	76.8	74.7	77.4	68.4	83.0	73.3	69.1	63.8	58.9
2. Seldom	15.3	14.8	15.5	16.4	13.4	18.9	14.9	14.7	13.0	14.6	17.4	10.4	16.0	19.1	24.1	19.6
3. Sometimes	7.3	7.0	7.7	6.4	9.3	8.1	6.4	6.5	9.4	6.8	9.2	5.2	7.5	11.0	9.9	12.2
4. Often	2.0	1.6	2.3	2.1	1.8	1.5	2.0	1.9	2.9	1.2	4.9	1.4	3.2	0.7	2.2	9.2
<i>Item 8860 Subject T01</i>	<i>N</i> 2412	1152	1201	1636	285	476	664	823	450	1816	536	1078	568	276	403	48
D05C: Have you had spells of dizziness?																
1. Never	54.4	64.4	44.2	54.2	58.5	53.7	53.0	55.6	54.9	55.7	50.2	59.7	56.9	47.7	41.9	38.5
2. Seldom	26.0	24.2	28.0	26.9	22.7	26.2	24.3	26.8	26.8	26.1	25.7	23.6	23.4	36.5	29.2	27.1
3. Sometimes	16.4	9.9	23.0	15.8	14.3	15.6	20.0	14.8	15.1	15.6	19.4	14.4	16.5	13.8	23.4	24.6
4. Often	3.2	1.5	4.9	3.0	4.5	4.5	2.7	2.8	3.2	2.7	4.8	2.3	3.3	2.0	5.5	9.8
<i>Item 8870 Subject T01</i>	<i>N</i> 2403	1148	1195	1627	287	475	660	821	446	1811	535	1072	566	275	402	48
D05D: Have your hands trembled enough to bother you?																
1. Never	80.0	86.0	74.4	79.6	82.3	81.8	76.9	80.5	82.0	81.5	74.9	83.3	81.6	79.8	69.9	67.5
2. Seldom	11.4	8.2	14.6	12.1	9.6	10.2	13.1	11.2	10.8	11.8	10.9	9.9	10.4	12.5	16.9	8.1
3. Sometimes	6.2	4.3	8.2	6.1	6.6	5.4	7.1	6.9	4.3	4.9	10.5	4.7	5.5	6.7	10.3	15.8
4. Often	2.4	1.5	2.8	2.1	1.5	2.6	2.9	1.5	2.9	1.8	3.7	2.0	2.5	0.9	3.0	8.7
<i>Item 8880 Subject T01</i>	<i>N</i> 2408	1152	1196	1630	287	476	665	820	448	1812	536	1071	571	275	403	48
D05E: Have you been troubled by your hands sweating so that they felt damp and clammy?																
1. Never	67.9	68.3	67.0	64.7	80.4	66.5	67.6	69.3	67.1	68.7	65.3	71.8	71.2	64.2	55.2	54.3
2. Seldom	19.5	20.3	18.8	21.9	11.8	20.4	20.8	17.5	20.2	19.6	18.8	16.4	17.1	23.0	29.2	21.2
3. Sometimes	8.8	8.6	9.1	9.6	4.7	8.9	9.4	9.1	7.4	8.3	10.4	8.9	7.5	8.1	10.8	14.7
4. Often	3.9	2.8	5.0	3.7	3.1	4.2	2.3	4.2	5.4	3.5	5.5	2.9	4.2	4.8	4.9	9.9
<i>Item 8890 Subject T01</i>	<i>N</i> 2414	1155	1201	1635	287	476	663	825	451	1818	537	1078	570	276	403	48

* = less than .05 percent.

DESCRIPTIVE RESULTS: 1997

145

QUESTIONNAIRE FORM 3 1997	TOTAL	SEX		RACE		REGION				COLLEGE PLANS?		ILLICIT DRUG USE: LIFETIME				
		M	F	White	Black	NE	NC	S	W	Yes	No	None	Mari- juana Only	Few Pills	More Pills	Any Her- oin
<i>N (Weighted No. of Cases):</i> <i>% of Weighted Total:</i>	2648 100.0	1252 47.3	1262 47.7	1708 64.5	323 12.2	569 21.5	704 26.6	904 34.1	472 17.8	1885 71.2	563 21.3	1161 43.8	622 23.5	294 11.1	427 16.1	53 2.0
D05F: Have there been times when you couldn't take care of things because you just couldn't get going?																
1. Never	55.1	59.6	50.2	53.1	60.5	55.2	55.6	54.9	54.7	55.0	56.4	60.3	56.4	50.3	42.4	43.7
2. Seldom	24.1	23.8	24.9	26.4	17.1	26.0	24.7	23.1	23.2	24.7	22.6	21.4	25.4	27.7	27.5	32.2
3. Sometimes	15.5	12.7	18.4	14.8	18.9	14.1	14.4	16.6	16.8	15.5	14.9	13.7	13.4	17.1	22.2	18.3
4. Often	5.2	3.9	6.5	5.8	3.6	4.6	5.3	5.4	5.3	4.8	6.0	4.5	4.8	4.8	7.9	5.9
<i>Item 8900 Subject T01</i>	<i>N 2400</i>	<i>1145</i>	<i>1197</i>	<i>1635</i>	<i>282</i>	<i>475</i>	<i>660</i>	<i>820</i>	<i>445</i>	<i>1811</i>	<i>531</i>	<i>1070</i>	<i>564</i>	<i>276</i>	<i>403</i>	<i>48</i>
D06: At any time during the LAST 12 MONTHS, have you felt in your own mind that you should REDUCE or STOP your use of . . .																
D06A: Alcohol?																
1. Yes	24.9	25.8	23.9	24.8	26.0	20.7	25.8	26.9	24.3	23.7	29.5	16.3	32.0	31.5	32.7	27.6
2. No	49.7	49.4	49.9	54.1	30.9	59.0	49.1	44.2	50.8	49.4	51.7	36.4	56.6	58.3	64.3	72.4
8. Haven't used in last 12 months	25.4	24.8	26.3	21.1	43.1	20.3	25.0	28.8	24.9	26.9	18.8	47.3	11.5	10.2	3.0	-
<i>Item 8910 Subject A01i</i>	<i>N 2112</i>	<i>1023</i>	<i>1038</i>	<i>1484</i>	<i>218</i>	<i>416</i>	<i>579</i>	<i>721</i>	<i>396</i>	<i>1593</i>	<i>462</i>	<i>913</i>	<i>506</i>	<i>243</i>	<i>376</i>	<i>48</i>
D06B: Cigarettes?																
1. Yes	27.8	27.5	28.3	31.5	13.0	29.6	31.0	26.1	24.5	26.6	30.9	9.8	33.7	41.7	56.1	52.6
2. No	19.8	19.5	19.9	20.3	18.2	19.4	19.4	19.8	20.7	18.1	25.9	14.2	24.2	22.6	24.0	29.5
8. Haven't used in last 12 months	52.4	53.1	51.8	48.2	68.7	51.0	49.6	54.1	54.8	55.3	43.2	76.0	42.1	35.7	19.9	17.9
<i>Item 8920 Subject A01i</i>	<i>N 2365</i>	<i>1133</i>	<i>1173</i>	<i>1614</i>	<i>275</i>	<i>465</i>	<i>649</i>	<i>807</i>	<i>444</i>	<i>1783</i>	<i>518</i>	<i>1051</i>	<i>557</i>	<i>270</i>	<i>400</i>	<i>48</i>
D06C: Marijuana?																
1. Yes	18.5	20.5	16.5	18.2	17.6	14.7	20.6	19.3	18.2	17.4	23.4	-	33.6	25.7	38.4	45.8
2. No	21.3	21.5	20.8	22.8	17.8	27.0	18.1	17.4	26.9	19.8	25.7	-	37.0	32.8	45.4	46.9
8. Haven't used in last 12 months	60.1	58.0	62.7	59.1	64.6	58.3	61.3	63.3	54.9	62.8	51.0	100.0	29.4	41.5	16.2	7.3
<i>Item 8930 Subject A01i</i>	<i>N 2140</i>	<i>1051</i>	<i>1041</i>	<i>1502</i>	<i>224</i>	<i>429</i>	<i>578</i>	<i>727</i>	<i>406</i>	<i>1629</i>	<i>458</i>	<i>959</i>	<i>481</i>	<i>248</i>	<i>369</i>	<i>47</i>
D06D: Psychedelics (LSD, etc.)?																
1. Yes	4.3	6.5	1.9	5.1	1.4	6.0	4.3	4.2	2.5	4.1	4.6	-	-	2.7	18.9	40.5
2. No	4.7	6.0	3.4	5.7	1.1	4.0	3.9	5.4	5.3	4.8	4.9	-	-	4.8	21.4	30.4
8. Haven't used in last 12 months	91.0	87.5	94.7	89.1	97.4	90.0	91.8	90.3	92.2	91.2	90.5	100.0	100.0	92.6	59.7	29.1
<i>Item 8940 Subject A01i</i>	<i>N 2123</i>	<i>1038</i>	<i>1033</i>	<i>1483</i>	<i>220</i>	<i>419</i>	<i>596</i>	<i>717</i>	<i>392</i>	<i>1607</i>	<i>464</i>	<i>964</i>	<i>502</i>	<i>242</i>	<i>336</i>	<i>45</i>
D06E: Amphetamines (uppers)?																
1. Yes	3.2	4.2	2.1	3.4	-	3.4	3.4	3.4	2.2	3.0	3.9	-	-	1.3	18.2	23.3
2. No	3.9	4.3	3.4	4.8	0.5	2.8	5.7	3.8	2.5	3.2	6.5	-	-	3.7	18.6	39.9
8. Haven't used in last 12 months	93.0	91.5	94.5	91.8	99.5	93.8	91.0	92.9	95.2	93.7	89.6	100.0	100.0	95.0	63.2	36.8
<i>Item 8950 Subject A01i</i>	<i>N 2031</i>	<i>993</i>	<i>989</i>	<i>1413</i>	<i>216</i>	<i>399</i>	<i>568</i>	<i>681</i>	<i>383</i>	<i>1553</i>	<i>429</i>	<i>962</i>	<i>498</i>	<i>218</i>	<i>278</i>	<i>39</i>
D06F: Tranquilizers?																
1. Yes	1.1	1.5	0.8	1.4	-	1.9	1.2	1.0	0.4	0.9	1.8	-	-	0.5	5.8	8.5
2. No	2.7	3.2	2.0	3.1	1.2	1.3	1.2	4.5	3.0	2.1	4.8	-	-	1.7	11.3	34.2
8. Haven't used in last 12 months	96.2	95.3	97.3	95.6	98.8	96.8	97.6	94.5	96.7	97.1	93.4	100.0	100.0	97.8	82.9	57.3
<i>Item 9005 Subject A01i</i>	<i>N 2086</i>	<i>1006</i>	<i>1028</i>	<i>1452</i>	<i>218</i>	<i>417</i>	<i>578</i>	<i>702</i>	<i>389</i>	<i>1580</i>	<i>451</i>	<i>964</i>	<i>501</i>	<i>236</i>	<i>309</i>	<i>43</i>
D06G: Barbiturates/quaaludes (downers)?																
1. Yes	2.1	2.6	1.6	2.2	0.2	2.2	1.9	2.2	2.0	1.6	3.2	-	-	0.9	9.9	14.8
2. No	4.4	5.1	3.6	4.7	2.2	3.4	5.2	4.3	4.5	3.9	6.3	-	-	6.0	17.8	32.5
8. Haven't used in last 12 months	93.5	92.3	94.9	93.2	97.6	94.4	92.9	93.5	93.6	94.4	90.6	100.0	100.0	93.2	72.3	52.8
<i>Item 8970 Subject A01i</i>	<i>N 2297</i>	<i>1100</i>	<i>1141</i>	<i>1557</i>	<i>274</i>	<i>446</i>	<i>635</i>	<i>788</i>	<i>428</i>	<i>1728</i>	<i>508</i>	<i>1047</i>	<i>550</i>	<i>253</i>	<i>360</i>	<i>46</i>
D06H: Cocaine?																
1. Yes	2.9	3.6	2.2	2.8	0.7	2.4	2.8	3.4	2.7	2.6	3.6	-	-	0.7	13.1	32.7
2. No	2.6	3.3	2.0	3.4	-	3.1	2.0	2.5	3.4	2.3	3.7	-	-	1.5	10.8	30.3
8. Haven't used in last 12 months	94.5	93.1	95.8	93.8	99.3	94.6	95.2	94.0	93.9	95.1	92.7	100.0	100.0	97.8	76.1	37.0
<i>Item 8980 Subject A01i</i>	<i>N 2137</i>	<i>1031</i>	<i>1054</i>	<i>1500</i>	<i>219</i>	<i>423</i>	<i>585</i>	<i>733</i>	<i>397</i>	<i>1624</i>	<i>456</i>	<i>965</i>	<i>502</i>	<i>244</i>	<i>352</i>	<i>41</i>

QUESTIONNAIRE FORM 3 1997	TOTAL	SEX		RACE		REGION				COLLEGE PLANS?		ILLICIT DRUG USE: LIFETIME					
		M	F	White	Black	NE	NC	S	W	Yes	No	None	Mari- juana Only	Few Pills	More Pills	Any Her- oin	
<i>N (Weighted No. of Cases):</i>	2648	1252	1262	1708	323	569	704	904	472	1885	563	1161	622	294	427	53	
<i>% of Weighted Total:</i>	100.0	47.3	47.7	64.5	12.2	21.5	26.6	34.1	17.8	71.2	21.3	43.8	23.5	11.1	16.1	2.0	
D06I: Heroin?																	
1. Yes	0.5	0.8	0.2	0.4	-	0.5	0.3	0.6	0.7	0.3	1.0	-	-	-	-	24.5	
2. No	0.9	1.0	0.8	1.0	-	0.7	0.1	1.5	1.1	0.7	1.3	-	-	-	-	43.0	
8. Haven't used in last 12 months	98.6	98.3	99.1	98.6	100.0	98.8	99.6	97.9	98.3	99.0	97.8	100.0	100.0	100.0	100.0	32.4	
<i>Item 8990 Subject A01i</i>	<i>N</i>	<i>2148</i>	<i>1035</i>	<i>1060</i>	<i>1509</i>	<i>217</i>	<i>422</i>	<i>589</i>	<i>734</i>	<i>402</i>	<i>1630</i>	<i>460</i>	<i>964</i>	<i>503</i>	<i>252</i>	<i>356</i>	<i>39</i>
D06J: Other narcotics?																	
1. Yes	1.8	2.7	0.6	2.0	1.1	2.7	1.8	2.1	0.1	1.1	3.8	-	-	0.3	8.8	25.6	
2. No	2.8	3.0	2.4	3.4	0.5	2.6	2.4	3.5	2.2	2.6	3.4	-	-	0.3	14.4	32.4	
8. Haven't used in last 12 months	95.4	94.3	97.0	94.6	98.4	94.7	95.7	94.4	97.7	96.2	92.8	100.0	100.0	99.5	76.8	42.0	
<i>Item 9000 Subject A01i</i>	<i>N</i>	<i>2064</i>	<i>996</i>	<i>1012</i>	<i>1436</i>	<i>212</i>	<i>408</i>	<i>570</i>	<i>704</i>	<i>382</i>	<i>1566</i>	<i>444</i>	<i>962</i>	<i>499</i>	<i>239</i>	<i>293</i>	<i>37</i>
D07: How likely is it that you will use marijuana in the next 12 months?																	
1. Definitely will—GO TO Q.D09	15.4	18.6	12.3	17.2	11.9	18.3	13.9	13.5	18.2	14.0	20.5	1.2	17.9	20.4	44.6	53.4	
2. Probably will—GO TO Q.D09	13.1	12.1	13.4	13.5	9.8	12.7	14.7	10.4	16.0	13.0	14.1	2.0	25.0	22.5	19.7	20.9	
3. Probably will not	15.9	16.8	15.0	15.7	12.0	18.7	13.2	15.5	17.5	16.4	13.4	9.6	25.5	21.1	15.3	21.7	
4. Definitely will not	55.6	52.6	59.2	53.6	66.3	50.2	58.2	60.5	48.2	56.5	52.0	87.2	31.5	36.0	20.4	4.0	
<i>Item 9010 Subject A04a</i>	<i>N</i>	<i>2279</i>	<i>1086</i>	<i>1139</i>	<i>1567</i>	<i>257</i>	<i>449</i>	<i>622</i>	<i>794</i>	<i>414</i>	<i>1727</i>	<i>497</i>	<i>1045</i>	<i>518</i>	<i>261</i>	<i>374</i>	<i>43</i>
D08: Here are some reasons people give for not using marijuana, or for stopping use. Please tell us which reasons are true for you. (Mark all that apply.)																	
A. Concerned about possible psychological damage	59.3	59.6	59.4	59.0	61.2	62.1	57.6	59.5	58.5	61.8	51.6	65.9	49.9	47.0	50.2	42.4	
B. Concerned about possible physical damage	58.7	57.8	59.7	60.1	55.6	61.4	55.4	60.4	57.4	60.2	54.3	66.2	49.8	41.2	48.1	47.6	
C. Concerned about getting arrested	46.9	49.2	44.4	48.4	39.9	47.5	47.6	48.7	41.3	47.9	42.1	51.1	39.1	41.7	42.7	46.0	
D. Concerned about becoming addicted to marijuana	52.6	51.7	52.8	52.4	56.8	50.9	52.6	57.0	45.1	53.4	48.7	59.8	41.8	44.9	39.2	10.3	
E. It's against my beliefs	48.6	45.8	50.9	50.1	50.0	42.3	48.6	52.8	46.5	51.1	39.1	59.3	27.8	34.5	33.5	22.2	
F. Concerned about loss of energy or ambition	40.6	43.1	38.7	41.3	39.5	41.1	37.1	41.9	43.0	42.8	32.3	43.0	35.6	42.0	35.7	16.0	
G. Concerned about possible loss of control of myself	50.6	47.9	53.1	51.3	47.8	50.9	46.9	54.7	47.3	51.8	47.1	57.5	36.1	46.9	38.0	35.6	
H. It might lead to stronger drugs	48.0	47.1	48.5	48.5	50.1	48.8	46.2	50.5	44.5	47.6	49.3	55.0	37.3	39.9	35.4	-	
I. Not enjoyable, I didn't like it	25.8	22.7	28.8	24.7	28.0	27.6	27.2	22.0	29.9	25.5	24.8	18.5	47.0	30.8	32.0	-	
J. My parents would disapprove	57.4	54.5	59.8	58.4	57.9	56.0	56.4	61.6	51.5	59.4	48.5	61.7	52.6	52.2	48.8	42.4	
K. My husband/wife (or boyfriend/girlfriend) would disapprove	31.5	28.8	34.1	32.7	32.5	27.1	33.5	33.7	28.4	30.6	35.9	32.4	33.6	29.8	27.2	6.9	
L. I don't like being with the people who use it	41.6	39.2	43.5	42.4	44.2	43.0	40.9	43.6	36.7	42.3	40.7	49.1	28.0	31.0	28.3	6.9	
M. My friends don't use it	31.8	28.5	34.7	34.3	30.7	30.7	33.0	34.1	25.9	33.0	27.9	38.8	20.5	18.4	23.2	5.1	
N. I might have a bad trip	25.4	23.0	27.0	24.5	29.5	27.6	24.1	25.3	25.3	26.1	23.2	26.4	22.9	28.8	22.7	-	
O. Too expensive	22.6	24.8	20.5	24.6	13.0	22.9	25.7	21.6	19.3	21.4	29.0	23.9	19.0	23.1	20.8	26.6	
P. Not available	6.5	6.6	6.3	5.9	7.6	5.9	8.4	5.4	6.5	6.1	8.8	8.1	4.7	2.7	3.1	-	
Q. Don't feel like getting high	63.6	60.5	66.3	64.5	57.0	61.9	65.5	61.9	65.8	64.4	61.1	64.7	62.2	65.2	59.6	31.3	
<i>Item 9020-9180 Subject A06b</i>	<i>N†</i>	<i>1573</i>	<i>715</i>	<i>828</i>	<i>1050</i>	<i>192</i>	<i>295</i>	<i>428</i>	<i>584</i>	<i>265</i>	<i>1224</i>	<i>308</i>	<i>984</i>	<i>282</i>	<i>143</i>	<i>127</i>	<i>11</i>
D09A: Has your use of alcohol ever caused any of the following problems for you?																	
Responses to this set of questions are not included because of complexities in the presentation and interpretation of the data.																	
<i>Item 9190-9350 Subject A07b</i>	<i>N</i>																
D09M: Has your use of marijuana ever caused any of the following problems for you?																	
Responses to this set of questions are not included because of complexities in the presentation and interpretation of the data.																	
<i>Item 9360-9520 Subject A07b</i>	<i>N</i>																
D09O: Has your use of other drugs ever caused any of the following problems for you?																	

†=excludes respondents for whom question was inappropriate.

DESCRIPTIVE RESULTS: 1997

147

QUESTIONNAIRE FORM 3 1997	TOTAL	SEX		RACE		REGION				COLLEGE PLANS?		ILLICIT DRUG USE: LIFETIME				
		M	F	White	Black	NE	NC	S	W	Yes	No	None	Mari- juana Only	Few Pills	More Pills	Any Her- oin
<i>N (Weighted No. of Cases):</i> <i>% of Weighted Total:</i>	2648 100.0	1252 47.3	1262 47.7	1708 64.5	323 12.2	569 21.5	704 26.6	904 34.1	472 17.8	1885 71.2	563 21.3	1161 43.8	622 23.5	294 11.1	427 16.1	53 2.0
Responses to this set of quesitons are not included because of complexities in the presentation and interpretation of the data.																
<i>Item 9530-9690 Subject A07b</i> <i>N</i>																
E01: How many of your friends would you estimate . . .																
E01A: Smoke cigarettes?																
1. None	10.4	7.6	12.7	5.4	32.6	4.9	9.3	13.0	12.8	10.4	10.7	16.7	7.6	3.6	1.7	1.2
2. A few	24.3	23.2	25.7	21.4	32.3	25.5	21.3	22.2	31.0	25.3	20.1	32.1	22.7	17.3	13.1	-
3. Some	32.3	36.9	27.3	34.5	22.9	30.6	32.1	33.9	31.2	34.6	25.7	34.2	34.4	34.9	25.6	15.1
4. Most	29.8	29.0	31.1	35.0	10.4	35.4	33.0	27.3	24.0	27.2	37.9	15.6	32.7	40.6	52.5	66.9
5. All	3.3	3.3	3.2	3.8	1.8	3.5	4.2	3.6	1.0	2.6	5.5	1.5	2.6	3.5	7.2	16.8
<i>Item 7070 Subject A02a</i> <i>N</i>	2323	1105	1164	1588	271	445	638	803	438	1754	511	1040	542	261	391	47
E01B: Smoke marijuana (pot, grass) or hashish?																
1. None	17.5	14.0	21.0	15.9	24.2	11.3	18.9	21.1	15.5	17.4	18.6	32.2	5.5	5.1	5.3	-
2. A few	30.6	32.9	28.6	33.1	23.0	28.3	31.7	32.3	28.2	32.2	24.7	40.8	25.5	27.0	15.1	12.5
3. Some	27.5	27.9	27.2	28.2	22.1	30.9	28.7	25.5	25.7	28.5	24.1	20.2	37.7	41.6	25.3	22.4
4. Most	20.1	20.3	19.5	19.9	18.9	25.8	17.3	17.3	23.5	18.8	24.6	5.8	24.7	23.0	45.5	44.9
5. All	4.3	4.9	3.7	2.9	11.7	3.7	3.5	3.9	7.1	3.1	8.0	0.9	6.6	3.3	8.8	20.2
<i>Item 7080 Subject A02a</i> <i>N</i>	2319	1103	1164	1584	272	446	635	804	434	1753	507	1037	543	261	392	47
E01C: Take "crack" cocaine?																
1. None	80.0	82.3	77.8	80.3	92.8	80.4	82.1	81.2	74.0	80.9	77.2	85.6	83.4	75.3	68.6	38.9
2. A few	16.0	14.0	17.9	16.4	2.7	15.2	13.9	15.2	21.4	15.6	16.9	11.7	13.8	20.1	25.4	40.7
3. Some	3.2	2.8	3.6	2.7	2.0	3.6	3.4	2.0	4.4	2.8	4.6	2.0	2.7	3.7	5.0	10.2
4. Most	0.4	0.2	0.4	0.3	0.6	0.6	0.1	0.6	0.2	0.4	0.1	0.3	0.2	0.4	0.2	4.1
5. All	0.5	0.6	0.4	0.3	2.0	0.3	0.4	1.0	-	0.3	1.2	0.4	-	0.4	0.7	6.2
<i>Item 7151 Subject A02a</i> <i>N</i>	2311	1102	1156	1580	270	442	634	801	433	1744	507	1034	539	260	392	48
E01D: Take cocaine powder?																
1. None	75.3	75.6	74.9	74.3	90.2	73.9	78.4	76.7	69.8	76.0	73.0	86.8	82.3	69.8	45.9	17.3
2. A few	18.8	19.2	18.6	20.5	4.9	19.3	15.7	17.8	24.5	18.7	18.4	11.0	13.8	24.5	39.9	45.4
3. Some	4.7	3.9	5.4	4.4	2.3	5.7	4.7	4.1	4.8	4.1	7.0	1.5	3.2	4.2	12.2	31.7
4. Most	0.6	0.6	0.4	0.5	0.9	0.5	0.7	0.5	0.5	0.6	0.6	0.3	0.4	0.4	1.1	1.2
5. All	0.6	0.6	0.7	0.4	1.8	0.5	0.6	0.9	0.4	0.5	1.1	0.4	0.2	1.1	0.9	4.4
<i>Item 23990 Subject A02a</i> <i>N</i>	2305	1097	1156	1575	270	443	635	795	433	1742	504	1031	539	257	389	49
E01E: Drink alcoholic beverages (liquor, beer, wine)?																
1. None	6.9	5.9	7.9	4.4	16.9	5.7	7.2	7.1	7.4	6.1	9.9	12.4	3.8	1.2	1.2	-
2. A few	10.8	10.7	11.1	9.3	15.6	8.8	8.7	11.6	14.6	11.7	7.9	17.3	7.2	5.8	2.9	-
3. Some	19.3	19.2	19.9	18.3	22.3	14.8	21.6	20.7	17.8	19.4	18.6	24.0	18.1	18.1	9.7	8.0
4. Most	40.5	40.5	40.3	44.7	26.3	43.7	39.3	41.4	37.3	41.9	35.8	34.7	46.0	47.8	45.7	32.0
5. All	22.5	23.6	20.9	23.4	18.9	27.0	23.2	19.2	22.8	20.9	27.8	11.7	24.9	27.0	40.5	59.9
<i>Item 7190 Subject A02a</i> <i>N</i>	2310	1098	1159	1576	272	441	637	802	431	1746	504	1036	538	259	391	49
E01F: Get drunk at least once a week?																
1. None	19.2	15.5	22.9	15.6	34.3	16.7	20.4	19.6	19.4	19.0	19.3	30.3	13.4	9.7	4.4	3.6
2. A few	23.6	23.3	24.2	23.2	24.4	21.8	18.2	27.5	26.2	24.1	23.2	27.6	21.9	25.2	15.6	14.2
3. Some	26.0	27.5	24.6	28.2	18.1	26.5	29.8	24.1	23.2	27.4	20.8	23.8	29.2	26.2	27.2	27.3
4. Most	22.5	22.9	21.8	25.5	12.4	26.0	23.4	20.1	22.3	22.0	24.0	15.6	25.0	27.8	35.5	25.5
5. All	8.7	10.8	6.4	7.6	10.8	9.0	8.2	8.7	8.9	7.4	12.8	2.7	10.5	11.1	17.3	29.4
<i>Item 7200 Subject A02a</i> <i>N</i>	2310	1102	1156	1581	269	444	637	799	431	1745	506	1032	541	258	392	47
E02: There has been talk about shortages of energy, food, and raw materials in this country. Do you think that in the coming years we will have plenty to meet our needs, a sufficient amount, or will we have to consume less?																
1. Plenty to meet our needs	14.9	20.1	9.1	15.9	15.0	13.4	17.0	14.3	14.2	14.6	16.0	16.3	14.7	11.3	10.8	25.2
2. A sufficient amount	52.2	53.0	52.1	52.9	45.0	56.8	50.8	51.0	52.0	50.7	57.8	52.5	52.4	53.0	53.1	50.5
3. Will have to consume less	32.9	26.9	38.8	31.2	40.0	29.9	32.2	34.6	33.8	34.6	26.2	31.2	32.9	35.7	36.1	24.3
<i>Item 9750 Subject F05</i> <i>N</i>	2233	1069	1115	1544	255	424	618	775	416	1702	479	1003	518	253	378	43

QUESTIONNAIRE FORM 3 1997	TOTAL	SEX		RACE		REGION				COLLEGE PLANS?		ILLCIT DRUG USE: LIFETIME				
		M	F	White	Black	NE	NC	S	W	Yes	No	None	Mari- juana Only	Few Pills	More Pills	Any Her- oin
<i>N (Weighted No. of Cases):</i>	2648	1252	1262	1708	323	569	704	904	472	1885	563	1161	622	294	427	53
<i>% of Weighted Total:</i>	100.0	47.3	47.7	64.5	12.2	21.5	26.6	34.1	17.8	71.2	21.3	43.8	23.5	11.1	16.1	2.0
E03: The questions in this section deal with population problems. How much do you agree or disagree with each statement?																
E03A: Our government should help other countries to control their population																
1. Disagree	32.6	35.4	28.9	33.4	34.3	34.9	35.0	30.1	31.1	31.3	35.4	30.3	30.9	29.0	39.1	51.9
2. Mostly disagree	18.1	17.4	19.1	19.5	14.1	21.7	18.4	18.2	14.1	19.3	15.5	19.9	18.4	17.8	15.1	11.7
3. Neither	26.4	23.7	29.4	25.6	22.7	25.6	24.4	27.3	28.6	26.4	26.8	24.5	27.3	34.0	26.8	20.5
4. Mostly agree	14.4	14.6	14.5	14.5	13.3	12.0	14.4	14.5	16.6	14.2	15.0	15.6	15.6	13.1	11.6	12.0
5. Agree	8.4	8.9	8.1	6.9	15.6	5.8	7.7	9.8	9.5	8.8	7.3	9.7	7.7	6.1	7.3	3.8
<i>Item 9760 Subject E01, H02</i>	<i>N</i> 2248	1076	1125	1547	263	420	622	784	423	1702	492	1014	518	251	379	47
E03B: Governments should avoid making policy about population and let the individual decide																
1. Disagree	15.5	19.2	11.4	15.1	20.5	16.4	16.1	14.6	15.2	14.8	17.4	14.6	14.6	13.3	18.5	17.6
2. Mostly disagree	18.1	17.8	18.3	18.5	16.2	18.6	17.2	17.1	20.7	19.8	13.4	17.8	18.6	17.5	21.5	8.2
3. Neither	34.4	32.1	37.1	35.1	26.1	31.1	34.1	34.7	37.3	33.4	37.9	33.4	35.0	42.6	33.3	20.3
4. Mostly agree	17.9	17.7	17.9	17.3	17.1	20.4	18.1	17.5	15.6	18.9	14.8	19.6	18.2	17.3	14.4	10.6
5. Agree	14.2	13.1	15.2	14.0	20.1	13.4	14.4	16.1	11.2	13.1	16.5	14.7	13.6	9.3	12.2	43.2
<i>Item 9770 Subject E01, H02</i>	<i>N</i> 2239	1069	1122	1542	260	421	618	777	422	1695	490	1013	512	252	377	46
E03C: I feel strongly enough about preventing overpopulation that I'd be willing to limit my family to two children																
1. Disagree	25.7	26.0	24.8	26.2	32.7	26.9	27.9	23.3	25.5	25.2	27.4	27.3	22.2	22.2	26.5	39.2
2. Mostly disagree	12.3	11.1	13.5	11.7	13.3	15.3	11.5	12.5	10.1	13.0	10.5	13.0	13.4	12.0	10.5	6.5
3. Neither	31.8	30.8	33.3	31.6	27.1	30.8	32.2	33.6	28.7	30.8	35.0	30.8	33.9	36.8	28.8	27.5
4. Mostly agree	13.7	14.1	13.5	13.1	11.2	11.7	12.9	14.0	16.5	14.3	11.8	12.5	16.8	13.1	13.1	16.6
5. Agree	16.5	18.0	14.9	17.5	15.7	15.3	15.5	16.5	19.3	16.7	15.4	16.5	13.8	16.0	21.1	10.1
<i>Item 9780 Subject E01</i>	<i>N</i> 2240	1071	1121	1544	261	416	619	782	422	1691	493	1011	517	251	377	44
E04: How important is each of the following for being looked up to or having high status in your school?																
E04A: Coming from the right family																
1. No importance	21.3	20.3	21.5	18.2	24.2	21.6	19.1	17.5	31.3	20.8	23.4	20.1	25.0	15.5	22.5	25.0
2. Little importance	20.0	20.8	19.7	20.9	17.0	25.0	15.2	20.5	21.4	21.3	15.7	20.5	19.9	18.3	21.8	10.5
3. Moderate importance	26.6	28.0	26.0	28.6	21.9	25.6	28.1	29.5	20.0	25.9	29.0	25.7	25.3	35.2	25.9	36.4
4. Great importance	16.1	15.4	16.4	17.5	14.5	16.0	18.2	16.2	12.6	16.7	13.8	16.2	14.1	17.9	16.2	5.8
5. Very great importance	15.9	15.5	16.3	14.9	22.4	11.6	19.4	16.2	14.7	15.2	18.0	17.6	15.7	13.1	13.6	22.3
<i>Item 13580 Subject B04</i>	<i>N</i> 2223	1051	1121	1534	257	408	613	783	420	1679	489	1003	510	248	378	45
E04B: Being a leader in student activities																
1. No importance	12.2	13.1	11.0	10.4	17.0	11.0	11.2	10.8	17.8	9.7	21.6	10.2	15.1	10.7	14.5	15.6
2. Little importance	16.5	17.4	15.7	17.2	13.0	17.8	14.9	16.3	17.7	15.6	19.9	15.3	14.6	19.0	17.8	32.3
3. Moderate importance	31.9	32.9	31.3	32.9	27.2	34.2	26.4	35.0	32.1	34.1	24.3	28.6	32.4	38.8	35.8	32.4
4. Great importance	25.5	24.2	27.1	27.0	23.7	26.0	31.4	22.4	22.2	26.9	19.6	29.7	24.2	22.7	21.2	4.5
5. Very great importance	13.9	12.4	14.8	12.5	19.0	10.9	16.2	15.6	10.3	13.6	14.6	16.2	13.7	8.9	10.7	15.3
<i>Item 13590 Subject B04, M05</i>	<i>N</i> 2222	1049	1123	1533	255	413	616	776	417	1683	485	1007	511	250	376	44
E04C: Having a nice car																
1. No importance	20.7	18.2	23.4	19.1	24.8	24.6	19.0	19.9	21.1	20.3	22.6	22.1	20.9	15.2	19.8	17.3
2. Little importance	23.0	20.8	24.9	23.6	20.9	25.1	23.6	20.5	24.4	23.8	20.5	22.0	23.6	24.6	24.8	19.0
3. Moderate importance	29.1	32.1	26.3	30.8	23.5	29.0	27.2	28.9	32.1	29.7	26.8	27.5	31.8	32.9	28.6	26.9
4. Great importance	16.8	18.0	15.8	17.0	15.5	14.9	17.2	19.0	13.9	16.7	17.4	17.2	14.7	17.6	17.4	18.9
5. Very great importance	10.5	11.0	9.5	9.6	15.3	6.4	13.0	11.7	8.5	9.5	12.8	11.2	9.1	9.7	9.3	17.8
<i>Item 13600 Subject B04, F01</i>	<i>N</i> 2223	1050	1122	1534	257	410	614	782	418	1683	485	1005	509	249	377	45
E04D: Getting good grades																
1. No importance	8.8	9.5	7.6	8.7	8.8	7.2	8.6	8.2	11.7	7.2	14.8	7.2	10.2	7.4	10.3	16.3
2. Little importance	14.8	17.1	12.9	16.9	7.1	13.4	15.7	15.3	14.1	15.3	14.3	12.7	13.2	16.9	19.5	22.8
3. Moderate importance	31.2	32.6	30.4	33.8	24.8	38.1	29.8	29.1	30.5	31.9	30.0	30.0	31.2	33.6	36.2	25.5
4. Great importance	26.0	24.1	28.0	25.4	21.7	23.9	26.0	25.7	28.6	25.8	25.3	27.6	24.1	31.0	22.0	21.5
5. Very great importance	19.1	16.8	21.2	15.2	37.6	17.3	19.9	21.7	15.1	19.9	15.6	22.5	21.3	11.2	12.0	13.9
<i>Item 13610 Subject B04</i>	<i>N</i> 2226	1049	1126	1540	254	412	615	781	419	1685	485	1005	510	250	376	45

QUESTIONNAIRE FORM 3 1997	TOTAL	SEX		RACE		REGION				COLLEGE PLANS?		ILLICIT DRUG USE: LIFETIME				
		M	F	White	Black	NE	NC	S	W	Yes	No	None	Mari- juana Only	Few Pills	More Pills	Any Her- oin
<i>N (Weighted No. of Cases):</i> <i>% of Weighted Total:</i>	2648 100.0	1252 47.3	1262 47.7	1708 64.5	323 12.2	569 21.5	704 26.6	904 34.1	472 17.8	1885 71.2	563 21.3	1161 43.8	622 23.5	294 11.1	427 16.1	53 2.0
E04E: Being a good athlete																
1. No importance	10.9	10.1	12.0	10.8	11.2	11.6	10.5	11.1	10.7	9.0	18.6	10.6	9.7	8.5	13.0	22.8
2. Little importance	10.5	9.2	11.9	9.9	8.8	12.8	7.5	11.1	11.2	10.2	11.8	9.5	10.0	10.4	13.2	9.9
3. Moderate importance	24.4	24.1	24.7	24.8	27.1	26.9	23.5	23.1	25.7	23.6	26.9	21.4	26.8	25.1	30.3	26.9
4. Great importance	30.7	32.8	28.3	30.4	29.4	32.8	29.0	31.3	29.8	33.0	22.5	31.2	31.6	37.3	24.3	16.0
5. Very great importance	23.5	23.8	23.2	24.1	23.5	15.9	29.5	23.5	22.5	24.1	20.1	27.3	21.9	18.6	19.3	24.4
<i>Item 13620 Subject B04</i>	<i>N</i> 2216	1045	1120	1531	255	413	613	776	414	1680	483	1006	508	249	376	42
E04F: Knowing a lot about intellectual matters																
1. No importance	11.9	11.8	11.5	11.6	11.8	11.1	11.3	12.1	13.2	10.5	17.3	10.4	14.2	8.8	11.6	27.1
2. Little importance	24.3	25.1	24.2	26.2	19.5	26.6	25.7	22.5	23.3	25.2	22.1	24.3	22.2	24.3	28.8	17.8
3. Moderate importance	35.2	32.4	37.6	36.8	28.1	35.1	36.1	34.2	35.7	35.1	34.7	34.0	35.0	42.2	34.8	27.6
4. Great importance	18.8	19.6	18.2	17.8	21.0	19.9	16.6	21.3	16.3	19.3	16.8	20.2	18.5	19.3	16.0	17.1
5. Very great importance	9.9	11.0	8.6	7.6	19.5	7.3	10.4	9.9	11.5	9.9	9.1	11.1	10.1	5.5	8.8	10.5
<i>Item 13630 Subject B04</i>	<i>N</i> 2222	1052	1120	1538	255	413	613	781	416	1684	483	1006	508	249	376	45
E04G: Planning to go to college																
1. No importance	11.9	13.1	10.6	12.2	10.2	10.4	15.0	11.0	10.7	10.0	19.8	9.6	14.6	12.2	12.9	20.9
2. Little importance	14.1	15.7	12.9	15.4	8.8	11.9	13.5	15.2	14.9	13.6	15.3	13.5	11.1	16.5	18.4	14.6
3. Moderate importance	25.7	27.8	23.7	27.1	22.4	27.4	26.7	22.2	29.2	25.5	27.3	24.9	25.1	27.2	26.6	32.2
4. Great importance	23.8	21.8	25.7	24.4	16.6	24.0	24.5	23.0	23.8	24.3	21.2	23.9	21.8	27.8	24.4	13.8
5. Very great importance	24.5	21.6	27.2	20.9	41.9	26.3	20.3	28.5	21.5	26.5	16.3	28.1	27.4	16.3	17.7	18.6
<i>Item 13640 Subject B04</i>	<i>N</i> 2220	1048	1121	1533	256	413	613	781	413	1685	479	1006	506	249	375	45
E05: How about using drugs (other than marijuana or alcohol)--does that cause a student to be looked up to or looked down on?																
E05A: Among the majority of students in my school, such drug use is . . .																
1. Looked down on a lot	18.0	17.5	18.4	16.7	28.9	13.8	22.0	18.6	15.0	18.0	17.6	23.2	17.1	16.2	8.1	1.3
2. Looked down on some	19.0	19.8	18.3	19.9	13.6	18.5	19.3	20.1	16.9	20.2	15.2	22.7	16.9	18.1	15.8	5.2
3. Neither, or mixed	48.8	47.8	49.8	50.0	40.7	51.6	46.4	48.3	50.6	47.8	51.7	41.6	50.0	54.0	59.4	71.2
4. Looked up to some	10.5	10.9	10.3	10.4	10.5	12.5	8.9	9.5	12.6	10.3	11.2	9.6	9.7	10.4	12.5	16.2
5. Looked up to a lot	3.8	4.0	3.2	3.1	6.3	3.7	3.4	3.6	4.9	3.6	4.3	2.9	6.3	1.3	4.1	6.1
<i>Item 13650 Subject A12b</i>	<i>N</i> 2199	1037	1110	1526	253	405	608	772	413	1662	478	986	508	246	375	47
E05B: Among my own group of friends, such drug use is . . .																
1. Looked down on a lot	33.9	29.9	37.8	33.8	43.8	31.9	35.2	36.2	29.5	36.4	26.5	50.7	26.0	23.7	12.2	5.0
2. Looked down on some	16.8	17.5	16.1	17.2	11.2	16.2	16.7	16.9	17.2	18.5	10.1	20.3	12.3	18.8	12.8	7.8
3. Neither, or mixed	38.3	38.4	38.2	37.7	36.0	40.0	36.7	37.4	40.9	35.5	47.8	25.1	48.8	44.9	52.4	54.2
4. Looked up to some	7.8	9.9	5.8	7.8	5.6	8.8	7.6	5.8	10.8	6.8	11.2	2.2	10.1	11.5	15.7	20.1
5. Looked up to a lot	3.2	4.2	2.1	3.4	3.5	3.0	3.7	3.7	1.6	2.7	4.4	1.8	2.9	1.1	7.0	12.9
<i>Item 13660 Subject A12b</i>	<i>N</i> 2196	1037	1107	1523	253	406	607	772	411	1658	479	984	508	244	375	47
E05C: My own feeling about such drug use is that . . .																
1. I look down on it a lot	50.2	46.4	54.4	50.0	58.6	46.3	49.1	55.8	45.1	52.7	43.1	73.7	36.9	39.3	19.2	7.3
2. I look down on it some	15.9	16.6	15.3	16.7	11.2	19.3	16.8	12.6	17.5	16.4	14.4	13.0	19.1	18.6	18.0	13.2
3. Neither, or mixed	30.3	31.9	28.6	29.9	24.2	30.5	31.2	28.1	33.0	28.1	36.6	12.4	40.0	38.8	54.2	69.7
4. I look up to it some	2.1	3.2	1.0	2.2	2.9	3.2	1.5	1.9	2.4	1.7	3.8	0.3	2.0	3.3	6.0	3.8
5. I look up to it a lot	1.4	1.9	0.6	1.2	3.1	0.7	1.4	1.5	2.1	1.2	2.0	0.6	2.0	0.1	2.7	6.0
<i>Item 13670 Subject A11c</i>	<i>N</i> 2189	1032	1108	1519	254	407	608	772	403	1659	472	987	504	244	376	47
E06: About how many hours a week do you spend using a computer . . .																
E06A: . . . doing school work?																
1. None	21.9	23.4	19.8	21.0	24.5	21.6	22.2	21.4	22.8	18.2	35.2	17.5	24.3	18.8	29.1	37.3
2. Less than 1 hour	22.1	24.0	20.4	21.8	22.3	20.0	22.6	22.0	23.6	21.5	24.9	20.9	23.4	28.7	20.5	10.2
3. 1-2 hours	27.3	26.5	28.6	27.6	26.7	27.8	30.0	24.7	27.8	29.1	19.4	28.2	26.8	30.8	25.5	15.9
4. 3-5 hours	17.1	15.5	18.8	17.7	16.1	19.3	15.1	17.2	17.9	18.7	12.2	20.0	15.3	15.4	14.1	16.8
5. 6-9 hours	6.7	5.5	7.8	6.9	6.3	7.6	4.6	8.8	5.0	7.5	3.7	7.6	7.6	3.3	5.3	9.3
6. 10-19 hours	2.6	2.6	2.5	3.0	1.7	2.2	3.4	3.0	1.4	2.6	3.1	3.4	1.2	1.7	3.3	3.6
7. 20 or more	2.2	2.5	2.0	1.9	2.4	1.6	2.1	2.9	1.6	2.4	1.4	2.5	1.5	1.3	2.2	6.9
<i>Item 29930 Subject B01, C09</i>	<i>N</i> 2213	1046	1115	1530	257	410	612	782	410	1676	478	1000	510	245	375	47

MONITORING THE FUTURE

QUESTIONNAIRE FORM 3 1997	TOTAL	SEX		RACE		REGION				COLLEGE PLANS?		ILLICIT DRUG USE: LIFETIME				
		M	F	White	Black	NE	NC	S	W	Yes	No	None	Mari- juana Only	Few Pills	More Pills	Any Her- oin
<i>N (Weighted No. of Cases):</i>	2648	1252	1262	1708	323	569	704	904	472	1885	563	1161	622	294	427	53
<i>% of Weighted Total:</i>	100.0	47.3	47.7	64.5	12.2	21.5	26.6	34.1	17.8	71.2	21.3	43.8	23.5	11.1	16.1	2.0
E06B: . . . at your job, if you have one?																
1. None	71.8	73.9	69.6	72.1	69.6	74.9	70.1	70.6	73.5	71.6	71.4	74.6	73.1	65.7	67.6	55.2
2. Less than 1 hour	6.3	7.7	4.8	6.7	4.9	5.9	7.9	5.0	6.6	5.9	7.9	5.3	6.6	6.8	8.2	3.4
3. 1-2 hours	5.5	4.9	6.3	5.6	3.2	4.3	4.5	6.5	6.3	5.9	4.1	4.5	5.2	10.2	5.7	6.9
4. 3-5 hours	5.0	4.1	5.8	4.8	7.6	5.3	4.8	5.5	4.3	5.3	4.3	4.9	4.9	6.0	4.9	9.6
5. 6-9 hours	4.3	2.8	5.8	3.8	7.5	3.6	4.6	4.6	3.9	4.4	4.3	4.2	2.5	5.6	6.2	7.5
6. 10-19 hours	3.5	2.4	4.5	3.4	3.3	1.7	5.3	3.8	2.1	3.3	4.5	3.6	4.4	3.7	2.2	4.4
7. 20 or more	3.6	4.2	3.2	3.6	3.9	4.2	2.9	4.1	3.3	3.6	3.5	3.0	3.3	2.0	5.3	12.9
<i>Item 29940 Subject C01, C09</i>	<i>N</i> 2090	<i>986</i>	<i>1051</i>	<i>1436</i>	<i>250</i>	<i>382</i>	<i>592</i>	<i>733</i>	<i>383</i>	<i>1563</i>	<i>469</i>	<i>928</i>	<i>482</i>	<i>235</i>	<i>360</i>	<i>46</i>
E06C: . . . doing other things?																
1. None	30.3	29.6	31.3	29.2	34.5	28.4	35.5	26.6	31.5	26.7	41.4	27.4	31.0	31.5	34.5	35.7
2. Less than 1 hour	21.8	19.2	23.7	23.1	16.3	20.3	22.0	19.8	26.6	21.3	24.9	20.2	25.6	22.9	21.3	14.7
3. 1-2 hours	21.2	20.1	23.0	21.9	19.3	23.1	21.3	21.1	19.7	22.9	14.6	22.2	20.1	23.7	19.8	21.9
4. 3-5 hours	11.5	11.9	10.6	11.0	13.7	11.4	8.6	14.5	10.6	12.7	8.5	12.4	11.8	12.4	8.9	4.9
5. 6-9 hours	7.2	8.9	5.7	7.3	5.1	10.7	5.8	7.6	5.0	8.0	4.9	6.9	7.1	6.2	8.8	7.5
6. 10-19 hours	3.7	4.7	2.5	3.6	3.7	2.0	3.3	5.1	3.1	3.9	2.5	5.3	2.4	0.7	2.7	2.6
7. 20 or more	4.3	5.5	3.1	3.8	7.4	4.1	3.6	5.3	3.6	4.5	3.1	5.6	2.0	2.6	4.0	12.6
<i>Item 29950 Subject C07, C09</i>	<i>N</i> 2197	<i>1040</i>	<i>1105</i>	<i>1522</i>	<i>253</i>	<i>407</i>	<i>612</i>	<i>774</i>	<i>404</i>	<i>1663</i>	<i>475</i>	<i>990</i>	<i>508</i>	<i>242</i>	<i>372</i>	<i>47</i>
E07: The next questions are about some things which may have happened TO YOU while you were at school (inside or outside or in a school bus).																
During the LAST 12 MONTHS, how often . . .																
E07A: Has something of yours (worth under \$50) been stolen?																
1. Not at all	65.3	61.9	69.1	66.1	65.0	65.2	66.8	64.9	64.2	65.3	66.1	70.1	65.3	58.2	59.9	40.1
2. Once	24.1	26.3	22.1	23.9	22.5	25.5	22.7	22.9	27.0	24.2	24.6	21.7	23.6	29.9	26.1	40.3
3. Twice	7.0	7.7	6.1	6.6	8.2	7.1	5.5	7.7	7.8	7.1	5.7	5.5	8.3	9.7	7.1	13.0
4. 3 or 4 times	2.7	3.1	2.1	2.5	3.7	1.3	3.6	3.9	0.8	2.7	2.5	2.1	1.7	2.0	5.7	3.6
5. 5 or more times	0.8	1.1	0.6	0.8	0.7	0.9	1.4	0.6	0.3	0.7	1.0	0.6	1.0	0.2	1.2	3.0
<i>Item 9871 Subject B07, S03</i>	<i>N</i> 2222	<i>1055</i>	<i>1111</i>	<i>1528</i>	<i>251</i>	<i>408</i>	<i>613</i>	<i>775</i>	<i>426</i>	<i>1670</i>	<i>486</i>	<i>1006</i>	<i>512</i>	<i>248</i>	<i>371</i>	<i>47</i>
E07B: Has something of yours (worth over \$50) been stolen?																
1. Not at all	82.4	78.8	86.3	84.2	76.8	85.1	84.3	79.4	82.7	83.1	82.4	85.0	82.7	84.9	76.7	66.7
2. Once	12.9	15.3	10.5	12.3	13.7	11.7	11.9	14.2	12.8	12.3	13.0	11.4	12.4	11.5	15.7	29.5
3. Twice	3.1	3.6	2.3	2.2	6.5	2.8	2.6	3.7	3.1	3.0	3.0	2.3	3.9	2.4	4.3	-
4. 3 or 4 times	1.2	1.8	0.7	0.9	2.8	0.3	0.3	2.4	1.3	1.3	1.0	1.0	0.8	0.2	3.1	-
5. 5 or more times	0.4	0.5	0.3	0.4	0.3	0.1	0.9	0.3	0.1	0.3	0.5	0.2	0.3	1.0	0.3	3.8
<i>Item 9872 Subject B07, S03</i>	<i>N</i> 2214	<i>1050</i>	<i>1108</i>	<i>1524</i>	<i>249</i>	<i>406</i>	<i>611</i>	<i>772</i>	<i>425</i>	<i>1664</i>	<i>484</i>	<i>1001</i>	<i>512</i>	<i>246</i>	<i>370</i>	<i>47</i>
E07C: Has someone deliberately damaged your property (your car, clothing, etc.)?																
1. Not at all	75.3	71.3	79.5	74.5	81.2	77.2	73.0	74.4	78.3	75.9	74.5	81.4	77.6	69.2	61.3	68.0
2. Once	16.9	18.6	14.9	18.0	10.0	18.4	17.9	16.8	14.2	16.9	15.4	12.6	14.2	21.8	27.6	20.2
3. Twice	5.3	7.0	3.7	4.9	6.0	3.0	6.3	5.3	5.8	5.0	6.8	4.1	5.6	6.6	7.2	6.0
4. 3 or 4 times	1.8	2.4	1.3	1.8	2.6	1.3	1.5	2.7	1.2	1.7	1.7	1.2	2.1	1.3	3.3	2.0
5. 5 or more times	0.7	0.8	0.7	0.8	0.3	0.1	1.3	0.7	0.5	0.5	1.5	0.7	0.4	1.1	0.6	3.8
<i>Item 9873 Subject B07, S03</i>	<i>N</i> 2205	<i>1042</i>	<i>1108</i>	<i>1518</i>	<i>251</i>	<i>406</i>	<i>609</i>	<i>768</i>	<i>422</i>	<i>1658</i>	<i>481</i>	<i>998</i>	<i>507</i>	<i>246</i>	<i>369</i>	<i>47</i>
E07D: Has someone injured you with a weapon (like a knife, gun, or club)?																
1. Not at all	94.8	92.1	97.7	95.7	92.9	96.1	95.1	94.8	93.4	95.9	91.1	97.5	95.9	95.9	88.4	80.9
2. Once	3.0	4.7	1.3	3.0	3.4	2.8	2.5	3.3	3.7	2.4	5.3	1.8	1.3	1.8	7.4	12.0
3. Twice	1.3	1.9	0.8	0.7	3.1	0.7	1.4	1.3	1.7	1.1	2.1	0.4	1.7	2.3	2.5	2.0
4. 3 or 4 times	0.3	0.5	0.1	0.2	0.4	0.2	0.2	0.3	0.3	0.1	0.7	0.2	0.1	-	1.0	-
5. 5 or more times	0.6	0.8	0.1	0.5	0.3	0.2	0.9	0.3	1.0	0.4	0.8	0.2	1.0	-	0.7	5.0
<i>Item 9874 Subject B07, S03</i>	<i>N</i> 2207	<i>1044</i>	<i>1108</i>	<i>1520</i>	<i>251</i>	<i>406</i>	<i>610</i>	<i>769</i>	<i>422</i>	<i>1660</i>	<i>481</i>	<i>998</i>	<i>508</i>	<i>246</i>	<i>370</i>	<i>47</i>

QUESTIONNAIRE FORM 3 1997	TOTAL	SEX		RACE		REGION				COLLEGE PLANS?		ILLICIT DRUG USE: LIFETIME				
		M	F	White	Black	NE	NC	S	W	Yes	No	None	Mari- juana Only	Few Pills	More Pills	Any Her- oin
<i>N (Weighted No. of Cases):</i> <i>% of Weighted Total:</i>	2648 100.0	1252 47.3	1262 47.7	1708 64.5	323 12.2	569 21.5	704 26.6	904 34.1	472 17.8	1885 71.2	563 21.3	1161 43.8	622 23.5	294 11.1	427 16.1	53 2.0
E07E: Has someone threatened you with a weapon, but not actually injured you?																
1. Not at all	89.2	85.1	93.4	90.4	86.3	89.8	89.4	89.9	86.9	90.3	85.9	94.2	90.0	86.9	80.1	61.0
2. Once	6.8	8.9	5.0	6.9	7.0	7.6	7.7	5.0	8.3	6.9	6.3	3.6	6.9	8.3	12.6	19.8
3. Twice	1.7	2.1	1.1	1.3	2.3	1.3	1.0	2.3	2.0	1.2	3.3	0.9	1.2	2.3	2.9	7.8
4. 3 or 4 times	0.7	1.1	0.4	0.2	2.8	0.8	0.2	1.0	0.8	0.6	1.0	0.2	0.8	0.8	2.0	-
5. 5 or more times	1.6	2.8	0.1	1.2	1.5	0.5	1.8	1.8	2.0	1.0	3.5	1.0	1.0	1.8	2.4	11.4
<i>Item 9875 Subject B07, S03</i>	<i>N 2200</i>	<i>1038</i>	<i>1106</i>	<i>1516</i>	<i>250</i>	<i>404</i>	<i>608</i>	<i>769</i>	<i>419</i>	<i>1657</i>	<i>479</i>	<i>996</i>	<i>505</i>	<i>243</i>	<i>370</i>	<i>47</i>
E07F: Has someone injured you on purpose without using a weapon?																
1. Not at all	87.8	85.2	90.7	88.0	88.9	86.5	87.8	88.8	87.3	88.5	85.7	91.7	88.2	86.6	81.0	70.7
2. Once	7.5	9.5	5.4	7.7	4.1	9.1	7.1	7.4	6.9	7.2	8.5	5.9	6.1	8.8	11.9	6.8
3. Twice	2.2	2.7	1.8	2.1	3.1	2.9	2.3	1.8	2.1	2.1	2.7	1.2	2.6	1.0	2.9	18.7
4. 3 or 4 times	1.0	1.0	1.0	1.0	0.4	1.2	1.0	0.5	1.5	1.0	0.9	0.3	1.3	1.5	2.1	-
5. 5 or more times	1.5	1.7	1.1	1.2	3.5	0.2	1.8	1.5	2.3	1.2	2.3	0.8	1.8	2.2	2.1	3.8
<i>Item 9876 Subject B07, S03</i>	<i>N 2204</i>	<i>1042</i>	<i>1106</i>	<i>1520</i>	<i>250</i>	<i>406</i>	<i>607</i>	<i>769</i>	<i>422</i>	<i>1660</i>	<i>479</i>	<i>998</i>	<i>505</i>	<i>246</i>	<i>370</i>	<i>47</i>
E07G: Has an unarmed person threatened you with injury, but not actually injured you?																
1. Not at all	78.8	72.7	84.8	77.6	80.7	77.5	78.9	79.1	79.2	79.4	76.4	84.5	80.6	73.7	68.2	49.8
2. Once	10.6	12.5	8.7	11.2	9.3	10.6	9.3	11.6	10.7	10.8	10.2	8.5	9.2	13.0	15.7	18.2
3. Twice	4.5	6.2	3.1	4.7	4.1	4.4	4.9	3.8	5.2	4.2	5.0	3.6	4.1	5.2	7.0	8.2
4. 3 or 4 times	2.7	3.4	2.0	2.7	3.4	4.3	2.6	2.3	2.1	2.4	3.9	1.6	3.4	2.7	3.5	8.6
5. 5 or more times	3.4	5.3	1.5	3.8	2.6	3.2	4.2	3.2	2.8	3.1	4.4	1.8	2.7	5.3	5.7	15.2
<i>Item 9877 Subject B07, S03</i>	<i>N 2200</i>	<i>1039</i>	<i>1105</i>	<i>1518</i>	<i>249</i>	<i>406</i>	<i>609</i>	<i>768</i>	<i>418</i>	<i>1656</i>	<i>479</i>	<i>996</i>	<i>507</i>	<i>241</i>	<i>370</i>	<i>47</i>
E08: Looking toward the future, how important would it be for you to have each of the following things?																
E08A: At least one car																
1. Not important	3.7	3.8	3.5	2.4	7.5	1.9	3.4	4.0	5.4	3.0	6.3	4.3	3.7	1.9	1.1	7.3
2. Somewhat important	12.5	12.6	12.4	11.5	15.7	16.7	11.1	12.0	11.3	13.3	10.1	13.9	13.0	8.5	10.1	9.7
3. Quite important	30.9	32.0	30.5	31.7	30.4	33.5	27.9	30.4	33.6	31.5	29.6	31.2	31.9	31.5	30.3	17.5
4. Extremely important	52.9	51.6	53.6	54.3	46.4	47.8	57.6	53.6	49.7	52.2	54.0	50.6	51.4	58.0	58.5	65.5
<i>Item 13835 Subject F01</i>	<i>N 2183</i>	<i>1029</i>	<i>1098</i>	<i>1504</i>	<i>246</i>	<i>400</i>	<i>604</i>	<i>763</i>	<i>417</i>	<i>1644</i>	<i>476</i>	<i>983</i>	<i>504</i>	<i>243</i>	<i>368</i>	<i>45</i>
E08B: At least two cars																
1. Not important	38.9	32.5	44.6	37.0	47.7	43.7	34.1	38.6	41.9	39.6	36.8	39.8	36.6	34.8	42.0	40.8
2. Somewhat important	31.2	32.6	30.7	33.0	25.9	30.5	30.0	33.7	29.0	31.6	30.9	29.9	35.1	32.8	30.1	14.7
3. Quite important	18.5	19.8	17.5	19.4	14.3	15.2	20.2	18.6	19.3	18.3	19.3	18.1	19.0	23.6	15.9	25.9
4. Extremely important	11.3	15.1	7.2	10.5	12.1	10.5	15.7	9.1	9.8	10.4	13.0	12.2	9.3	8.9	12.0	18.6
<i>Item 13840 Subject F01</i>	<i>N 2174</i>	<i>1022</i>	<i>1098</i>	<i>1495</i>	<i>247</i>	<i>398</i>	<i>603</i>	<i>757</i>	<i>415</i>	<i>1641</i>	<i>470</i>	<i>981</i>	<i>503</i>	<i>239</i>	<i>366</i>	<i>45</i>
E08C: A large (full-sized) car																
1. Not important	51.9	43.5	59.7	52.6	52.5	48.9	56.4	55.4	41.8	52.1	51.4	51.7	48.4	55.8	53.4	52.0
2. Somewhat important	29.0	30.4	27.7	29.1	26.8	32.1	24.7	25.3	39.1	29.3	29.6	27.9	33.4	26.6	29.6	23.4
3. Quite important	11.9	15.7	8.5	11.3	13.1	11.0	12.1	12.6	11.4	11.7	12.6	12.6	11.8	11.6	10.6	12.5
4. Extremely important	7.1	10.4	4.1	6.9	7.6	7.9	6.8	6.7	7.7	6.9	6.5	7.8	6.4	6.0	6.3	12.1
<i>Item 13850 Subject F01</i>	<i>N 2158</i>	<i>1015</i>	<i>1090</i>	<i>1492</i>	<i>247</i>	<i>400</i>	<i>600</i>	<i>752</i>	<i>406</i>	<i>1632</i>	<i>465</i>	<i>976</i>	<i>495</i>	<i>238</i>	<i>364</i>	<i>45</i>
E08D: A new car every two or three years																
1. Not important	59.9	52.0	67.6	57.5	66.9	56.7	58.8	59.6	64.9	59.9	61.6	61.8	60.4	61.9	54.2	51.1
2. Somewhat important	23.8	26.3	22.0	25.9	17.0	23.2	24.5	25.7	19.9	24.8	19.6	24.5	23.4	20.0	27.1	14.7
3. Quite important	9.4	12.3	6.6	9.9	9.1	11.2	8.3	9.2	9.4	8.8	11.8	8.1	9.0	12.0	10.1	13.3
4. Extremely important	7.0	9.4	3.9	6.7	7.0	8.9	8.4	5.4	5.7	6.6	7.1	5.5	7.1	6.1	8.6	20.8
<i>Item 13860 Subject F01</i>	<i>N 2172</i>	<i>1024</i>	<i>1093</i>	<i>1498</i>	<i>245</i>	<i>398</i>	<i>600</i>	<i>758</i>	<i>416</i>	<i>1640</i>	<i>471</i>	<i>979</i>	<i>501</i>	<i>241</i>	<i>366</i>	<i>46</i>
E08E: Clothes in the latest style																
1. Not important	19.9	22.5	17.9	20.2	12.8	17.3	20.7	20.2	20.9	18.7	23.3	22.4	16.9	12.9	18.5	31.2
2. Somewhat important	36.5	34.0	38.6	38.7	27.7	37.1	36.6	36.7	35.5	37.7	33.5	37.7	32.7	45.2	36.1	21.5
3. Quite important	28.2	29.1	28.0	28.2	31.2	29.0	27.2	28.0	29.4	28.0	30.2	26.5	32.6	25.1	30.2	24.9
4. Extremely important	15.3	14.4	15.6	12.9	28.4	16.7	15.5	15.1	14.3	15.6	13.0	13.4	17.8	16.8	15.1	22.4
<i>Item 13870 Subject F01</i>	<i>N 2175</i>	<i>1026</i>	<i>1093</i>	<i>1501</i>	<i>246</i>	<i>399</i>	<i>602</i>	<i>760</i>	<i>413</i>	<i>1641</i>	<i>472</i>	<i>983</i>	<i>502</i>	<i>238</i>	<i>367</i>	<i>46</i>

MONITORING THE FUTURE

QUESTIONNAIRE FORM 3 1997	TOTAL	SEX		RACE		REGION				COLLEGE PLANS?		ILLCIT DRUG USE: LIFETIME				
		M	F	White	Black	NE	NC	S	W	Yes	No	None	Mari- juana Only	Few Pills	More Pills	Any Her- oin
<i>N (Weighted No. of Cases):</i> <i>% of Weighted Total:</i>	2648 100.0	1252 47.3	1262 47.7	1708 64.5	323 12.2	569 21.5	704 26.6	904 34.1	472 17.8	1885 71.2	563 21.3	1161 43.8	622 23.5	294 11.1	427 16.1	53 2.0
E08F: A house of my own (instead of an apartment or condominium)																
1. Not important	13.4	11.1	15.7	13.7	13.0	14.2	11.1	14.0	14.8	12.5	16.8	12.2	14.5	10.7	16.8	9.5
2. Somewhat important	20.2	18.8	21.1	21.5	13.7	25.0	20.1	18.2	19.3	20.4	19.2	18.6	19.8	24.8	20.5	27.1
3. Quite important	28.9	30.3	28.2	30.1	27.7	28.4	28.5	29.0	29.5	29.4	28.3	30.1	26.2	33.7	27.6	17.6
4. Extremely important	37.6	39.9	35.0	34.7	45.5	32.3	40.4	38.8	36.4	37.7	35.7	39.1	39.4	30.9	35.1	45.8
<i>Item 13880 Subject F01</i>	<i>N 2178</i>	<i>1026</i>	<i>1096</i>	<i>1504</i>	<i>247</i>	<i>399</i>	<i>603</i>	<i>763</i>	<i>414</i>	<i>1644</i>	<i>472</i>	<i>986</i>	<i>501</i>	<i>242</i>	<i>365</i>	<i>46</i>
E08G: Lots of space around my house, a big yard																
1. Not important	14.6	14.1	14.9	13.7	18.0	13.2	12.8	15.7	16.5	13.6	18.0	13.3	14.7	10.5	17.8	18.7
2. Somewhat important	26.3	23.3	28.9	26.9	20.3	26.4	24.2	25.2	31.0	26.6	26.9	23.3	29.6	34.6	24.8	26.1
3. Quite important	30.2	32.1	29.1	31.2	27.9	30.7	29.4	32.0	27.3	31.7	24.3	34.1	26.2	29.5	28.9	11.5
4. Extremely important	29.0	30.6	27.1	28.2	33.8	29.7	33.6	27.0	25.2	28.0	30.8	29.3	29.6	25.4	28.5	43.7
<i>Item 13890 Subject F01</i>	<i>N 2169</i>	<i>1023</i>	<i>1090</i>	<i>1496</i>	<i>246</i>	<i>395</i>	<i>602</i>	<i>759</i>	<i>414</i>	<i>1635</i>	<i>472</i>	<i>983</i>	<i>497</i>	<i>239</i>	<i>365</i>	<i>46</i>
E08H: A well-kept garden and lawn																
1. Not important	17.3	18.2	16.1	15.6	21.8	15.3	16.7	17.9	18.6	15.6	23.1	13.6	21.0	16.2	19.2	20.7
2. Somewhat important	33.5	33.8	33.6	35.4	24.2	35.6	30.5	34.0	35.0	34.8	29.8	34.3	33.0	34.9	34.0	28.8
3. Quite important	28.7	28.5	28.9	31.1	22.3	31.0	31.7	27.6	24.0	30.0	24.6	30.7	25.8	30.8	27.7	20.3
4. Extremely important	20.6	19.4	21.4	17.9	31.8	18.1	21.1	20.5	22.4	19.5	22.5	21.4	20.3	18.0	19.1	30.2
<i>Item 13900 Subject F01</i>	<i>N 2169</i>	<i>1024</i>	<i>1089</i>	<i>1496</i>	<i>247</i>	<i>394</i>	<i>602</i>	<i>760</i>	<i>413</i>	<i>1635</i>	<i>471</i>	<i>982</i>	<i>498</i>	<i>240</i>	<i>364</i>	<i>46</i>
E08I: Major labor-saving appliances (washer, drier, dishwasher, etc.)																
1. Not important	7.5	7.7	7.0	6.8	8.8	5.8	7.5	6.8	10.3	6.8	10.5	7.0	8.3	3.4	8.1	14.1
2. Somewhat important	22.0	21.1	22.9	22.6	18.0	28.3	21.1	20.0	20.9	21.6	22.7	21.9	23.6	21.4	20.6	24.6
3. Quite important	37.3	38.5	36.3	37.9	34.7	35.3	36.6	39.4	36.1	37.6	38.5	38.5	33.4	47.3	34.9	18.7
4. Extremely important	33.3	32.7	33.8	32.7	38.5	30.6	34.8	33.7	32.8	34.1	28.4	32.6	34.7	27.9	36.4	42.6
<i>Item 13910 Subject F01</i>	<i>N 2168</i>	<i>1024</i>	<i>1088</i>	<i>1495</i>	<i>247</i>	<i>394</i>	<i>602</i>	<i>760</i>	<i>413</i>	<i>1634</i>	<i>471</i>	<i>982</i>	<i>498</i>	<i>240</i>	<i>364</i>	<i>46</i>
E08J: A high-quality stereo																
1. Not important	16.0	11.5	20.3	15.4	15.5	13.9	17.4	17.8	12.9	14.9	20.5	20.0	13.7	10.7	10.5	20.5
2. Somewhat important	32.9	30.2	35.2	32.9	34.3	29.7	31.8	33.8	36.3	33.0	32.3	34.6	35.0	34.0	27.0	15.4
3. Quite important	29.4	29.9	29.7	30.5	29.6	28.9	30.8	30.7	25.5	31.0	25.9	28.7	28.3	34.0	32.6	18.7
4. Extremely important	21.6	28.5	14.7	21.1	20.6	27.4	20.1	17.7	25.3	21.1	21.3	16.8	22.9	21.3	29.9	45.4
<i>Item 13920 Subject F01</i>	<i>N 2166</i>	<i>1022</i>	<i>1088</i>	<i>1494</i>	<i>247</i>	<i>394</i>	<i>602</i>	<i>759</i>	<i>412</i>	<i>1633</i>	<i>470</i>	<i>980</i>	<i>498</i>	<i>238</i>	<i>365</i>	<i>46</i>
E08K: A vacation house																
1. Not important	51.5	44.7	58.4	52.9	47.0	45.6	54.2	53.3	49.8	50.5	55.8	52.5	49.2	58.5	47.2	51.2
2. Somewhat important	29.1	30.2	28.2	29.4	30.6	30.5	28.3	28.5	29.9	30.3	25.3	30.3	29.0	23.9	30.9	16.9
3. Quite important	10.1	12.4	8.0	10.2	8.7	12.9	9.9	8.9	9.9	9.8	11.2	9.5	11.5	8.2	12.6	4.3
4. Extremely important	9.3	12.7	5.4	7.5	13.8	11.0	7.6	9.3	10.3	9.5	7.7	7.7	10.3	9.4	9.3	27.7
<i>Item 13930 Subject F01</i>	<i>N 2163</i>	<i>1020</i>	<i>1087</i>	<i>1490</i>	<i>247</i>	<i>394</i>	<i>600</i>	<i>758</i>	<i>412</i>	<i>1631</i>	<i>472</i>	<i>979</i>	<i>497</i>	<i>238</i>	<i>365</i>	<i>46</i>
E08L: A motor-powered, recreational vehicle (powerboat, snowmobile)																
1. Not important	52.3	41.5	62.5	48.0	66.4	53.3	48.8	53.8	53.8	53.5	48.9	54.5	53.3	55.5	44.3	46.2
2. Somewhat important	23.7	22.4	25.3	25.8	17.5	23.1	24.3	21.8	26.7	23.8	23.6	25.1	22.8	22.1	23.9	17.1
3. Quite important	12.9	19.1	7.4	14.9	7.6	14.1	12.6	15.2	8.2	12.9	13.7	11.8	12.9	11.4	16.7	7.7
4. Extremely important	11.1	17.0	4.8	11.3	8.5	9.5	14.3	9.3	11.3	9.8	13.8	8.6	11.1	10.9	15.1	29.0
<i>Item 13940 Subject F01</i>	<i>N 2163</i>	<i>1021</i>	<i>1085</i>	<i>1494</i>	<i>242</i>	<i>394</i>	<i>601</i>	<i>755</i>	<i>413</i>	<i>1629</i>	<i>472</i>	<i>979</i>	<i>496</i>	<i>239</i>	<i>364</i>	<i>46</i>
E09: When (if ever) did you FIRST do each of the following things? Don't count anything you took because a doctor told you to.																

DESCRIPTIVE RESULTS: 1997

153

QUESTIONNAIRE FORM 3 1997	TOTAL	SEX		RACE		REGION				COLLEGE PLANS?		ILLICIT DRUG USE: LIFETIME				
		M	F	White	Black	NE	NC	S	W	Yes	No	None	Mari- juana Only	Few Pills	More Pills	Any Her- oin
<i>N (Weighted No. of Cases):</i>	2648	1252	1262	1708	323	569	704	904	472	1885	563	1161	622	294	427	53
<i>% of Weighted Total:</i>	100.0	47.3	47.7	64.5	12.2	21.5	26.6	34.1	17.8	71.2	21.3	43.8	23.5	11.1	16.1	2.0
E09A: Smoke cigarettes on a daily basis																
8. Never	65.3	67.0	64.2	60.3	94.5	62.9	60.1	68.3	69.7	69.4	51.7	90.3	57.7	48.0	24.9	20.4
1. Grade 6 or below	2.8	3.2	2.5	2.9	0.8	1.9	3.2	3.6	1.8	2.4	4.0	0.9	1.6	3.3	7.6	17.7
2. Grade 7	2.4	3.4	1.4	2.7	0.1	1.7	3.0	2.2	2.6	2.2	3.4	0.5	3.2	3.2	4.9	9.7
3. Grade 8	4.6	3.2	5.8	5.1	0.5	4.8	4.7	4.7	4.3	3.5	8.3	1.2	6.2	6.2	10.2	11.9
4. Grade 9 (Freshman)	8.6	8.3	8.3	10.2	0.2	10.6	8.8	6.9	9.2	7.6	12.4	1.3	12.6	12.9	19.5	16.8
5. Grade 10 (Sophomore)	6.8	6.1	7.3	7.9	1.6	9.5	7.5	5.5	5.4	5.7	10.4	1.4	6.5	10.5	18.3	12.5
6. Grade 11 (Junior)	5.5	5.9	5.3	6.3	1.3	5.8	7.4	5.2	2.9	5.0	6.6	2.3	7.3	10.5	7.7	7.8
7. Grade 12 (Senior)	4.0	2.8	5.1	4.7	0.9	2.8	5.2	3.6	4.0	4.2	3.2	2.2	4.9	5.6	6.9	3.2
<i>Item 5570 Subject A01g</i>	<i>N 2051</i>	<i>962</i>	<i>1043</i>	<i>1434</i>	<i>226</i>	<i>375</i>	<i>573</i>	<i>712</i>	<i>391</i>	<i>1550</i>	<i>440</i>	<i>936</i>	<i>458</i>	<i>226</i>	<i>353</i>	<i>46</i>
E09B: Try an alcoholic beverage—more than just a few sips																
8. Never	20.1	20.9	19.7	16.3	38.4	15.4	19.7	22.6	20.8	22.0	13.0	40.4	3.1	6.1	1.9	-
1. Grade 6 or below	8.8	10.2	7.4	9.0	5.7	9.1	8.5	7.6	11.3	7.7	12.5	5.2	7.8	8.1	17.5	23.7
2. Grade 7	8.6	8.7	8.3	8.1	6.1	6.7	9.7	7.2	11.5	7.9	11.4	4.7	9.7	13.1	13.4	14.9
3. Grade 8	11.5	10.8	12.4	11.9	10.0	14.0	8.5	13.2	10.5	11.6	11.9	6.4	13.7	19.1	17.0	14.4
4. Grade 9 (Freshman)	18.7	18.0	19.4	21.3	8.9	16.5	23.2	17.9	15.5	18.1	19.8	11.2	26.4	19.7	24.0	41.2
5. Grade 10 (Sophomore)	16.7	16.5	16.8	17.4	15.8	20.1	15.4	16.8	15.1	16.6	17.1	14.5	21.0	18.6	17.0	2.8
6. Grade 11 (Junior)	10.8	9.9	11.9	11.7	9.7	14.1	9.8	9.7	10.9	10.8	10.9	11.7	13.9	10.0	7.2	-
7. Grade 12 (Senior)	4.7	4.9	4.1	4.2	5.4	4.1	5.1	5.0	4.4	5.1	3.5	5.9	4.3	5.3	2.1	2.9
<i>Item 5580 Subject A01g</i>	<i>N 1985</i>	<i>936</i>	<i>1000</i>	<i>1401</i>	<i>206</i>	<i>366</i>	<i>553</i>	<i>690</i>	<i>377</i>	<i>1494</i>	<i>434</i>	<i>878</i>	<i>453</i>	<i>226</i>	<i>357</i>	<i>43</i>
E09C: Try marijuana or hashish																
8. Never	51.2	49.1	53.7	50.1	61.5	48.5	52.1	55.1	45.2	53.9	41.8	100.0	-	22.8	8.1	1.8
1. Grade 6 or below	1.3	1.9	0.6	1.1	2.3	1.2	1.3	1.4	1.2	1.3	1.0	-	0.7	1.9	4.1	6.5
2. Grade 7	2.5	3.2	2.0	2.1	3.2	1.8	2.3	1.9	4.8	2.0	4.5	-	2.4	3.6	5.6	27.5
3. Grade 8	6.7	7.3	5.7	6.5	4.7	8.6	5.1	5.6	9.2	5.5	10.4	-	10.1	11.5	15.7	17.4
4. Grade 9 (Freshman)	12.8	12.8	12.6	14.4	3.4	13.0	14.0	12.3	11.6	11.9	16.1	-	18.3	18.8	35.1	28.4
5. Grade 10 (Sophomore)	11.9	12.1	11.9	12.6	8.9	13.8	11.1	9.7	15.3	11.9	12.8	-	27.4	22.2	18.7	12.7
6. Grade 11 (Junior)	9.0	8.8	9.2	9.0	10.5	9.4	9.8	8.4	8.4	8.9	9.1	-	25.7	15.1	9.3	2.8
7. Grade 12 (Senior)	4.6	4.7	4.2	4.1	5.4	3.7	4.2	5.6	4.2	4.6	4.2	-	15.4	4.1	3.4	2.9
<i>Item 5590 Subject A01g</i>	<i>N 2067</i>	<i>978</i>	<i>1037</i>	<i>1444</i>	<i>221</i>	<i>381</i>	<i>569</i>	<i>725</i>	<i>392</i>	<i>1567</i>	<i>440</i>	<i>954</i>	<i>439</i>	<i>235</i>	<i>361</i>	<i>43</i>
E09D: Try LSD																
8. Never	86.0	83.3	88.6	83.1	98.9	83.0	87.3	86.6	85.7	86.9	83.1	100.0	100.0	77.3	42.3	11.1
1. Grade 6 or below	0.2	0.4	-	0.2	-	0.3	0.3	0.2	0.2	0.1	0.1	-	-	-	0.5	6.1
2. Grade 7	0.2	0.2	0.1	0.3	-	0.3	0.4	0.1	-	0.2	0.1	-	-	-	0.9	2.2
3. Grade 8	1.3	1.3	1.0	1.2	1.1	2.9	-	1.3	1.4	1.0	2.0	-	-	2.0	4.4	14.8
4. Grade 9 (Freshman)	3.2	2.9	3.5	4.0	-	3.9	2.4	2.8	4.5	2.7	5.1	-	-	4.4	13.7	20.9
5. Grade 10 (Sophomore)	4.6	5.7	3.7	5.7	-	5.2	4.7	3.8	5.7	4.8	4.6	-	-	5.7	20.8	26.3
6. Grade 11 (Junior)	2.8	3.6	2.3	3.5	-	3.1	3.4	2.9	1.6	2.4	3.4	-	-	6.3	11.5	10.8
7. Grade 12 (Senior)	1.6	2.6	0.8	2.0	-	1.2	1.4	2.4	1.0	1.7	1.4	-	-	4.3	5.9	7.9
<i>Item 5600 Subject A01g</i>	<i>N 2105</i>	<i>993</i>	<i>1057</i>	<i>1457</i>	<i>233</i>	<i>384</i>	<i>582</i>	<i>738</i>	<i>400</i>	<i>1590</i>	<i>453</i>	<i>964</i>	<i>482</i>	<i>229</i>	<i>353</i>	<i>44</i>
E09E: Try any psychedelic other than LSD																
8. Never	92.8	91.8	93.7	91.1	99.1	89.0	95.3	93.2	92.0	93.4	91.2	100.0	100.0	90.7	67.9	33.1
1. Grade 6 or below	0.1	0.1	-	0.1	-	0.2	0.1	-	-	0.1	-	-	-	-	0.3	-
2. Grade 7	0.1	0.2	-	0.2	-	-	-	0.3	-	0.1	-	-	-	-	-	6.1
3. Grade 8	0.2	0.3	*	0.1	-	-	-	0.2	0.4	0.1	0.5	-	-	-	0.7	3.3
4. Grade 9 (Freshman)	1.5	0.9	2.1	2.0	-	2.8	0.9	1.1	1.9	1.5	1.6	-	-	1.3	6.8	17.1
5. Grade 10 (Sophomore)	2.6	3.2	2.2	3.2	0.9	3.4	2.1	2.8	2.4	2.5	3.4	-	-	1.5	12.9	26.6
6. Grade 11 (Junior)	1.7	2.1	1.4	2.3	-	3.1	1.3	1.8	0.8	1.4	2.6	-	-	0.6	9.8	7.3
7. Grade 12 (Senior)	1.0	1.4	0.7	1.1	-	1.4	0.2	0.5	2.5	1.1	0.8	-	-	5.9	1.7	6.5
<i>Item 5610 Subject A01g</i>	<i>N 2057</i>	<i>960</i>	<i>1047</i>	<i>1416</i>	<i>235</i>	<i>374</i>	<i>561</i>	<i>724</i>	<i>398</i>	<i>1564</i>	<i>435</i>	<i>965</i>	<i>485</i>	<i>219</i>	<i>316</i>	<i>38</i>
E09F: Try amphetamines																
8. Never	92.0	92.0	92.2	90.1	98.9	92.4	91.5	91.2	93.8	92.6	89.8	100.0	100.0	87.7	51.5	30.2
1. Grade 6 or below	0.1	-	0.1	0.1	-	-	0.4	-	-	0.1	-	-	-	-	0.6	-
2. Grade 7	0.2	0.4	0.1	0.4	-	-	0.5	0.3	-	0.1	0.9	-	-	-	0.4	13.3
3. Grade 8	0.7	0.7	0.7	0.8	-	0.9	0.9	0.7	0.4	0.4	1.9	-	-	1.9	4.0	4.6
4. Grade 9 (Freshman)	1.3	1.4	1.3	1.7	-	0.8	1.8	1.5	0.6	1.1	1.8	-	-	1.9	8.1	10.3
5. Grade 10 (Sophomore)	2.5	2.1	2.9	3.4	-	2.4	2.0	3.0	2.5	2.9	1.4	-	-	2.3	17.4	14.2
6. Grade 11 (Junior)	2.1	1.9	2.1	2.3	1.1	2.7	2.4	1.9	1.5	2.0	2.7	-	-	4.5	10.9	27.5
7. Grade 12 (Senior)	1.0	1.5	0.5	1.3	-	0.8	0.5	1.5	1.1	0.7	1.6	-	-	1.7	7.0	-
<i>Item 5620 Subject A01g</i>	<i>N 1892</i>	<i>898</i>	<i>946</i>	<i>1280</i>	<i>233</i>	<i>347</i>	<i>518</i>	<i>662</i>	<i>365</i>	<i>1448</i>	<i>391</i>	<i>962</i>	<i>483</i>	<i>152</i>	<i>233</i>	<i>27</i>

*=less than .05 percent.

MONITORING THE FUTURE

QUESTIONNAIRE FORM 3 1997	TOTAL	SEX		RACE		REGION				COLLEGE PLANS?		ILLICIT DRUG USE: LIFETIME					
		M	F	White	Black	NE	NC	S	W	Yes	No	None	Mari- juana Only	Few Pills	More Pills	Any Her- oin	
<i>N (Weighted No. of Cases):</i>	2648	1252	1262	1708	323	569	704	904	472	1885	563	1161	622	294	427	53	
<i>% of Weighted Total:</i>	100.0	47.3	47.7	64.5	12.2	21.5	26.6	34.1	17.8	71.2	21.3	43.8	23.5	11.1	16.1	2.0	
E09G: Try quaaludes																	
8. Never	96.8	95.5	98.3	96.4	99.3	96.7	97.8	95.5	97.9	97.3	95.5	100.0	100.0	99.3	87.9	56.5	
1. Grade 6 or below	0.1	0.1	-	0.1	-	-	0.1	0.2	-	-	-	-	-	-	-	3.2	
2. Grade 7	*	-	*	*	-	0.1	-	*	-	-	*	-	-	-	0.1	-	
3. Grade 8	0.4	0.5	0.1	0.2	0.2	0.1	*	0.8	0.3	*	1.5	-	-	-	0.7	6.9	
4. Grade 9 (Freshman)	0.7	1.2	0.3	0.8	-	0.2	0.8	0.8	0.9	0.5	1.3	-	-	-	3.0	9.5	
5. Grade 10 (Sophomore)	0.6	0.6	0.7	0.7	0.5	1.5	0.3	0.6	0.2	0.7	0.2	-	-	-	3.2	2.8	
6. Grade 11 (Junior)	0.8	1.1	0.5	1.1	-	1.0	0.8	1.1	0.3	0.8	1.1	-	-	-	2.8	18.2	
7. Grade 12 (Senior)	0.6	1.0	0.2	0.6	-	0.2	0.3	1.1	0.4	0.6	0.5	-	-	0.7	2.3	3.0	
Item 5630 Subject A01g	N	2130	1003	1072	1469	236	390	584	746	411	1609	458	963	491	235	361	43
E09H: Try barbiturates																	
8. Never	95.0	94.3	95.8	94.0	99.9	96.0	96.1	92.5	97.4	95.7	93.0	100.0	100.0	98.3	74.2	52.2	
1. Grade 6 or below	0.1	0.1	-	0.1	-	-	0.1	0.2	-	-	-	-	-	-	-	3.5	
2. Grade 7	0.1	0.1	0.1	0.1	-	-	-	-	0.4	*	0.2	-	-	-	0.2	2.0	
3. Grade 8	0.3	0.3	0.1	0.2	-	0.1	0.2	0.7	-	0.2	0.7	-	-	-	1.3	1.2	
4. Grade 9 (Freshman)	1.3	1.6	1.0	1.6	-	1.1	1.5	1.2	1.2	0.8	3.0	-	-	-	5.9	20.7	
5. Grade 10 (Sophomore)	1.1	1.2	1.1	1.3	-	1.6	0.3	1.7	0.8	1.2	0.9	-	-	-	7.3	4.9	
6. Grade 11 (Junior)	1.4	1.9	1.1	1.8	0.1	0.8	1.4	2.4	0.3	1.5	1.5	-	-	0.5	7.8	13.2	
7. Grade 12 (Senior)	0.6	0.4	0.8	0.9	-	0.4	0.4	1.3	-	0.6	0.7	-	-	1.2	3.2	2.4	
Item 5640 Subject A01g	N	2015	949	1018	1389	232	370	549	714	381	1533	426	964	485	201	290	40
E09I: Try tranquilizers																	
8. Never	94.7	94.4	95.4	93.9	100.0	96.3	96.6	92.3	94.8	95.6	91.7	100.0	100.0	94.2	75.3	44.9	
1. Grade 6 or below	0.1	0.1	0.1	0.1	-	-	0.1	0.2	0.1	*	-	-	-	0.3	-	3.9	
2. Grade 7	*	0.1	-	0.1	-	-	-	-	0.2	-	0.2	-	-	-	-	2.2	
3. Grade 8	0.6	0.4	0.6	0.3	-	0.5	*	1.0	0.5	0.5	1.0	-	-	-	2.1	8.5	
4. Grade 9 (Freshman)	0.9	1.3	0.4	1.1	-	1.3	0.5	1.2	0.5	0.5	2.4	-	-	1.1	3.1	19.6	
5. Grade 10 (Sophomore)	1.3	0.7	1.8	1.6	-	0.8	0.6	2.0	1.3	1.3	1.0	-	-	-	8.2	3.3	
6. Grade 11 (Junior)	1.8	2.3	1.4	2.3	-	0.6	1.9	2.5	1.3	1.6	2.5	-	-	2.4	9.1	11.7	
7. Grade 12 (Senior)	0.6	0.7	0.3	0.6	-	0.5	0.2	0.8	1.1	0.5	1.1	-	-	2.0	2.3	5.9	
Item 5650 Subject A01g	N	2018	941	1023	1387	229	363	563	700	391	1528	435	963	485	204	294	36
E09J: Try cocaine																	
8. Never	92.2	90.4	94.0	91.6	98.7	92.1	92.3	92.8	90.8	93.4	88.5	100.0	100.0	90.7	68.3	19.1	
1. Grade 6 or below	0.3	0.5	-	0.1	0.5	0.4	0.6	0.2	-	0.1	0.6	-	-	1.2	0.5	3.6	
2. Grade 7	0.3	0.5	-	0.2	-	0.2	-	0.6	0.1	0.2	0.5	-	-	1.0	0.2	6.5	
3. Grade 8	0.4	0.3	0.4	0.2	-	-	0.2	0.9	0.4	0.3	0.8	-	-	-	0.7	10.4	
4. Grade 9 (Freshman)	1.0	0.8	1.2	1.0	-	1.7	1.1	0.3	1.6	0.5	2.8	-	-	0.8	4.6	9.2	
5. Grade 10 (Sophomore)	1.6	2.1	1.2	2.2	-	2.1	2.1	0.9	1.7	1.4	2.5	-	-	0.4	7.4	18.7	
6. Grade 11 (Junior)	2.3	3.0	1.6	2.5	0.4	2.1	1.9	2.4	2.9	2.3	2.2	-	-	3.2	10.2	16.8	
7. Grade 12 (Senior)	1.9	2.4	1.6	2.1	0.4	1.5	1.8	1.9	2.5	1.8	2.1	-	-	2.8	8.1	15.8	
Item 5660 Subject A01g	N	2084	977	1054	1440	236	378	578	731	397	1577	447	961	485	223	340	39
E09K: Try heroin																	
8. Never	97.9	97.2	98.7	97.8	100.0	98.4	97.6	97.4	98.6	98.5	95.7	100.0	100.0	100.0	100.0	-	
1. Grade 6 or below	0.2	0.3	-	0.2	-	-	0.4	0.2	-	-	0.3	-	-	-	-	7.1	
2. Grade 7	0.3	0.5	0.1	0.3	-	-	0.6	0.3	-	0.1	0.8	-	-	-	-	14.1	
3. Grade 8	0.1	0.1	0.2	0.1	-	-	-	0.3	0.2	0.2	-	-	-	-	-	6.2	
4. Grade 9 (Freshman)	0.3	0.3	0.2	0.3	-	-	0.2	0.5	0.2	0.1	0.9	-	-	-	-	13.0	
5. Grade 10 (Sophomore)	0.3	0.3	0.2	0.3	-	-	0.5	0.4	-	0.2	0.8	-	-	-	-	10.0	
6. Grade 11 (Junior)	0.4	0.7	0.2	0.4	-	0.5	0.6	0.2	0.7	0.4	0.7	-	-	-	-	21.9	
7. Grade 12 (Senior)	0.6	0.6	0.5	0.7	-	1.1	-	0.8	0.4	0.5	0.7	-	-	-	-	27.7	
Item 5670 Subject A01g	N	2107	990	1061	1455	234	386	578	738	405	1592	454	960	483	233	354	42
E09L: Try any narcotic other than heroin																	
8. Never	95.1	94.3	96.0	94.1	97.7	94.2	95.6	93.8	97.5	95.8	92.8	100.0	100.0	95.7	74.8	36.9	
1. Grade 6 or below	*	-	-	-	-	-	0.1	-	-	-	-	-	-	-	-	-	
2. Grade 7	0.1	0.1	0.1	0.1	0.2	0.3	0.2	-	-	0.1	-	-	-	-	0.8	-	
3. Grade 8	0.3	0.5	0.2	0.4	-	0.3	0.1	0.4	0.4	0.2	0.9	-	-	0.6	0.2	12.4	
4. Grade 9 (Freshman)	1.2	1.2	1.1	1.4	-	0.8	1.2	1.8	0.6	0.7	3.0	-	-	0.7	5.6	17.0	
5. Grade 10 (Sophomore)	1.1	1.3	0.8	1.5	-	2.7	0.7	0.5	1.1	1.0	1.3	-	-	0.3	7.4	5.8	
6. Grade 11 (Junior)	1.2	1.4	1.1	1.4	1.5	1.0	1.6	1.7	-	1.2	0.9	-	-	1.7	6.6	11.3	
7. Grade 12 (Senior)	1.0	1.3	0.8	1.2	0.6	0.7	0.5	1.9	0.4	1.0	1.1	-	-	1.1	4.6	16.7	
Item 5680 Subject A01g	N	1986	928	1006	1356	231	357	546	703	381	1510	420	961	488	212	256	34

* = less than .05 percent.

DESCRIPTIVE RESULTS: 1997

155

QUESTIONNAIRE FORM 3 1997	TOTAL	SEX		RACE		REGION				COLLEGE PLANS?		ILLICIT DRUG USE: LIFETIME				
		M	F	White	Black	NE	NC	S	W	Yes	No	None	Mari- juana Only	Few Pills	More Pills	Any Her- oin
<i>N (Weighted No. of Cases):</i> <i>% of Weighted Total:</i>	2648 100.0	1252 47.3	1262 47.7	1708 64.5	323 12.2	569 21.5	704 26.6	904 34.1	472 17.8	1885 71.2	563 21.3	1161 43.8	622 23.5	294 11.1	427 16.1	53 2.0
E09M: Try inhalants																
8. Never	88.3	87.1	89.6	86.1	97.6	85.7	87.7	89.1	90.1	89.3	85.2	98.7	91.3	84.0	61.4	36.9
1. Grade 6 or below	1.1	1.2	0.9	1.1	0.5	1.7	2.0	0.6	0.2	1.3	0.2	0.2	0.9	1.3	3.3	5.0
2. Grade 7	0.9	0.8	1.0	0.9	-	0.6	0.9	0.9	1.2	0.6	2.1	0.1	0.6	1.2	2.5	10.6
3. Grade 8	2.2	1.9	2.3	2.7	-	2.4	1.7	2.0	3.2	1.6	4.5	0.1	1.2	2.9	9.5	4.7
4. Grade 9 (Freshman)	2.5	2.6	2.3	3.2	0.2	4.5	2.1	2.2	1.6	2.3	3.3	0.4	1.9	3.5	7.0	18.5
5. Grade 10 (Sophomore)	2.5	2.5	2.5	3.1	1.5	2.4	3.3	2.2	2.0	2.8	1.2	0.3	2.1	4.4	8.1	8.2
6. Grade 11 (Junior)	1.6	2.5	0.9	2.0	0.2	1.6	1.8	1.9	0.9	1.2	2.4	0.1	0.9	0.9	6.8	9.1
7. Grade 12 (Senior)	0.9	1.3	0.5	0.9	-	1.1	0.5	1.1	0.9	0.9	1.0	0.1	1.2	1.8	1.5	7.0
<i>Item 5685 Subject A01g</i>	<i>N 1941</i>	<i>896</i>	<i>995</i>	<i>1331</i>	<i>226</i>	<i>343</i>	<i>532</i>	<i>693</i>	<i>374</i>	<i>1468</i>	<i>417</i>	<i>915</i>	<i>449</i>	<i>200</i>	<i>305</i>	<i>40</i>
E09N: Smoke your first cigarette																
8. Never	37.2	38.7	36.2	32.8	62.0	35.1	36.7	38.5	37.6	39.9	27.4	65.4	20.8	14.1	4.8	3.1
1. Grade 6 or below	16.0	16.4	15.4	16.0	12.0	15.3	18.7	13.6	17.3	14.1	22.7	7.4	15.9	23.4	30.1	40.1
2. Grade 7	9.4	11.3	7.9	10.1	5.4	7.5	9.7	12.1	6.0	9.2	11.2	4.1	11.6	12.7	18.2	14.9
3. Grade 8	11.3	9.7	12.2	12.3	5.8	11.2	9.6	11.8	13.2	10.7	14.2	4.9	14.8	18.1	18.3	13.9
4. Grade 9 (Freshman)	10.0	9.6	10.8	11.9	3.9	12.7	10.9	7.9	10.3	9.6	11.8	4.6	15.6	12.8	13.8	19.0
5. Grade 10 (Sophomore)	7.7	7.1	8.3	8.3	4.2	8.2	7.5	7.2	8.3	7.9	6.0	5.0	12.1	9.0	9.0	3.9
6. Grade 11 (Junior)	5.1	3.9	5.9	5.4	4.9	6.8	3.7	5.4	4.7	5.0	4.8	4.7	6.3	8.6	2.8	2.2
7. Grade 12 (Senior)	3.2	3.2	3.3	3.1	1.8	3.3	3.2	3.6	2.6	3.6	2.0	3.9	2.9	1.2	3.1	2.9
<i>Item 5575 Subject A01g</i>	<i>N 1975</i>	<i>914</i>	<i>1011</i>	<i>1387</i>	<i>216</i>	<i>367</i>	<i>550</i>	<i>694</i>	<i>364</i>	<i>1506</i>	<i>411</i>	<i>881</i>	<i>444</i>	<i>226</i>	<i>350</i>	<i>44</i>
E09O: Try smokeless tobacco (snuff, plug, or chewing tobacco)																
8. Never	72.9	60.4	85.4	67.4	93.4	72.9	67.0	76.8	74.0	75.8	63.7	87.7	68.6	60.5	49.3	50.5
1. Grade 6 or below	4.4	6.8	2.1	5.2	1.0	3.6	7.0	2.9	4.0	4.1	5.7	2.6	3.4	6.6	8.8	6.0
2. Grade 7	3.0	5.0	0.8	3.5	0.9	2.8	3.3	3.3	2.1	2.2	5.0	1.1	1.9	4.0	7.1	18.0
3. Grade 8	4.5	7.2	1.9	4.9	2.1	3.2	4.7	5.8	3.2	3.6	6.9	0.9	5.9	6.5	10.1	9.3
4. Grade 9 (Freshman)	5.6	8.0	3.1	7.0	0.5	5.8	7.4	4.7	4.4	5.2	7.4	2.0	6.4	8.2	12.4	4.4
5. Grade 10 (Sophomore)	4.7	6.2	3.2	5.5	1.0	3.7	5.0	3.2	7.7	4.4	6.0	2.5	6.4	6.2	7.5	4.1
6. Grade 11 (Junior)	3.5	4.2	2.9	4.6	0.3	6.2	3.6	2.0	3.6	3.3	4.1	1.9	5.5	6.9	3.1	4.0
7. Grade 12 (Senior)	1.5	2.4	0.7	1.9	0.8	1.7	2.0	1.3	1.0	1.3	1.3	1.2	1.9	1.1	1.7	3.7
<i>Item 5576 Subject A01g</i>	<i>N 2124</i>	<i>1004</i>	<i>1066</i>	<i>1465</i>	<i>235</i>	<i>387</i>	<i>588</i>	<i>741</i>	<i>408</i>	<i>1601</i>	<i>459</i>	<i>958</i>	<i>490</i>	<i>232</i>	<i>363</i>	<i>44</i>
E09P: Drink enough to feel drunk or very high																
8. Never	38.8	37.7	39.9	31.9	68.1	32.9	38.5	41.8	39.7	40.5	32.8	66.6	22.1	14.5	5.9	-
1. Grade 6 or below	3.1	3.9	2.1	3.4	0.8	3.7	2.9	2.9	3.3	2.8	3.8	0.4	1.7	7.3	7.3	23.4
2. Grade 7	3.8	3.9	3.4	3.9	1.7	3.5	4.1	2.4	6.1	3.5	4.8	1.7	4.0	3.0	9.7	2.8
3. Grade 8	8.5	10.1	7.2	9.3	1.9	9.4	6.9	8.7	9.6	7.6	12.0	3.3	10.4	13.0	15.4	21.1
4. Grade 9 (Freshman)	16.1	15.2	17.2	18.6	7.0	15.3	19.2	15.4	13.9	16.3	16.0	5.7	19.2	26.9	32.5	28.6
5. Grade 10 (Sophomore)	14.1	14.7	13.3	15.6	6.3	14.5	14.7	13.9	13.0	13.6	16.6	8.2	22.9	15.5	18.0	8.7
6. Grade 11 (Junior)	10.6	9.5	11.9	12.0	11.3	14.1	9.5	9.4	10.9	10.2	11.6	9.2	14.0	12.9	8.3	12.6
7. Grade 12 (Senior)	4.9	5.0	5.0	5.4	2.8	6.5	4.1	5.4	3.6	5.5	2.4	4.9	5.8	6.9	2.8	2.8
<i>Item 5585 Subject A01g</i>	<i>N 2109</i>	<i>997</i>	<i>1060</i>	<i>1457</i>	<i>235</i>	<i>387</i>	<i>582</i>	<i>736</i>	<i>405</i>	<i>1591</i>	<i>456</i>	<i>953</i>	<i>488</i>	<i>229</i>	<i>361</i>	<i>45</i>
E09Q: Try "crack" cocaine, specifically																
8. Never	97.9	97.4	98.6	98.0	99.4	98.0	98.2	97.6	97.9	98.6	95.6	100.0	100.0	96.5	94.2	65.7
1. Grade 6 or below	0.2	0.3	-	0.1	-	-	0.3	0.2	-	0.1	-	-	-	-	-	6.6
2. Grade 7	-	-	-	-	-	-	-	-	-	-	-	-	-	-	-	-
3. Grade 8	0.2	0.2	-	0.1	-	-	-	0.6	-	-	1.0	-	-	-	0.4	2.3
4. Grade 9 (Freshman)	0.5	0.6	0.5	0.6	-	0.7	0.6	0.3	0.7	0.2	1.7	-	-	0.3	1.7	10.8
5. Grade 10 (Sophomore)	0.5	0.6	0.3	0.6	-	0.8	0.5	0.4	0.5	0.4	1.0	-	-	0.2	2.2	5.2
6. Grade 11 (Junior)	0.5	0.7	0.3	0.3	0.4	0.6	0.5	0.6	0.2	0.5	0.6	-	-	2.3	0.5	8.3
7. Grade 12 (Senior)	0.3	0.2	0.3	0.2	0.2	-	-	0.3	0.8	0.3	0.2	-	-	0.7	1.0	0.9
<i>Item 5661 Subject A01g</i>	<i>N 2083</i>	<i>982</i>	<i>1046</i>	<i>1441</i>	<i>234</i>	<i>376</i>	<i>578</i>	<i>734</i>	<i>395</i>	<i>1577</i>	<i>445</i>	<i>958</i>	<i>487</i>	<i>230</i>	<i>336</i>	<i>40</i>

QUESTIONNAIRE FORM 4 1997	TOTAL	SEX		RACE		REGION				COLLEGE PLANS?		ILLICIT DRUG USE: LIFETIME				
		M	F	White	Black	NE	NC	S	W	Yes	No	None	Mari- juana Only	Few Pills	More Pills	Any Her- oin
<i>N (Weighted No. of Cases):</i>	2643	1182	1312	1705	347	573	698	907	466	1847	565	1191	654	269	401	39
<i>% of Weighted Total:</i>	100.0	44.7	49.6	64.5	13.1	21.7	26.4	34.3	17.6	69.9	21.4	45.0	24.7	10.2	15.2	1.5
A01: Taking all things together, how would you say things are these days—would you say you're very happy, pretty happy, or not too happy these days?																
3. Very happy	18.6	20.3	17.7	21.1	11.4	16.3	16.4	20.1	21.8	20.1	15.8	22.1	17.3	13.6	14.3	25.4
2. Pretty happy	66.3	66.3	66.8	66.9	66.4	67.5	70.5	62.2	66.8	66.7	65.6	64.2	67.9	72.6	67.2	64.8
1. Not too happy	15.0	13.4	15.6	12.0	22.2	16.2	13.1	17.7	11.4	13.2	18.6	13.7	14.8	13.8	18.5	9.7
<i>Item 1190 Subject P01, Q01</i>	<i>N</i> 2631	1175	1309	1701	346	568	696	906	460	1841	560	1188	650	268	398	37
A02: Looking ahead to the next five years, do you think that things in this country will get better or worse?																
1. Get much better	2.8	3.9	1.3	2.2	3.1	3.0	3.6	2.0	2.5	2.1	3.1	3.1	1.8	1.5	3.4	3.5
2. Get somewhat better	21.8	23.6	19.3	19.7	22.9	28.5	16.5	20.0	25.2	22.6	17.3	22.9	22.1	23.3	14.9	26.1
3. Stay about the same	31.7	32.4	31.5	33.9	24.5	32.2	30.3	31.1	34.2	33.9	27.5	31.7	32.6	26.4	35.6	24.6
4. Get somewhat worse	33.7	30.2	37.9	35.5	34.1	28.6	38.5	35.7	28.8	32.8	39.2	33.9	33.6	37.6	33.4	33.2
5. Get much worse	10.1	9.9	10.0	8.8	15.4	7.7	11.1	11.1	9.3	8.5	12.8	8.4	9.9	11.2	12.7	12.7
<i>Item 9940 Subject I01</i>	<i>N</i> 2637	1177	1311	1701	345	569	698	906	464	1843	563	1188	651	269	401	38
A03: Looking ahead to the next five years, do you think that things in the rest of the world will get better or worse?																
1. Get much better	2.1	2.9	1.4	1.7	3.4	2.9	2.4	1.7	1.4	2.3	1.3	2.6	1.3	1.3	2.0	3.2
2. Get somewhat better	19.4	19.0	19.0	18.4	23.8	23.2	14.3	19.6	22.0	19.8	16.9	20.2	19.6	20.0	15.4	21.5
3. Stay about the same	30.1	32.2	29.3	31.3	25.5	34.7	32.6	25.6	29.7	30.7	28.9	30.3	33.8	23.1	29.0	33.7
4. Get somewhat worse	37.2	35.4	38.5	38.5	30.9	31.0	38.5	40.5	36.5	36.9	40.1	37.9	34.4	43.0	38.3	22.0
5. Get much worse	11.1	10.4	11.9	10.1	16.5	8.2	12.2	12.6	10.4	10.3	12.8	9.1	10.7	12.6	15.3	19.6
<i>Item 9950 Subject I01</i>	<i>N</i> 2636	1178	1310	1702	345	568	697	906	465	1844	561	1188	652	269	399	38
A04: How do you think your own life will go in the next five years—do you think it will get better or worse?																
1. Get much better	45.7	43.3	47.0	41.6	59.7	43.0	41.1	50.5	46.8	46.8	39.6	47.3	45.5	43.3	38.6	50.0
2. Get somewhat better	42.8	44.3	42.2	45.4	32.5	43.9	46.2	39.7	42.7	43.1	43.4	42.2	44.6	40.7	47.4	39.2
3. Stay about the same	8.8	9.0	8.7	9.7	6.0	10.4	8.6	7.9	8.7	8.1	12.5	8.4	8.3	12.5	8.8	3.3
4. Get somewhat worse	1.7	2.2	1.3	2.1	1.2	2.5	2.4	1.2	0.8	1.5	2.1	1.5	1.1	2.6	2.9	5.3
5. Get much worse	1.0	1.3	0.7	1.2	0.5	0.2	1.8	0.8	1.1	0.6	2.4	0.7	0.6	0.8	2.3	2.1
<i>Item 9960 Subject I01</i>	<i>N</i> 2640	1179	1312	1702	346	571	698	906	465	1846	563	1189	654	269	401	38
A05: Some people think a lot about the social problems of the nation and the world, and about how they might be solved. Others spend little time thinking about these issues. How much do you think about such things?																
1. Never	4.7	6.7	2.9	5.2	4.4	4.9	5.8	4.0	4.4	3.5	7.9	4.1	5.0	2.0	7.2	-
2. Seldom	22.7	28.0	17.7	24.0	17.6	22.3	23.9	21.6	23.5	22.0	25.5	20.2	27.5	23.4	22.8	11.4
3. Sometimes	47.7	43.7	51.4	47.8	49.8	48.4	47.3	47.5	48.0	47.0	50.1	49.8	45.4	50.9	44.4	56.8
4. Quite often	20.3	17.2	23.1	18.9	23.2	20.1	20.2	20.8	19.9	22.2	14.7	21.0	18.3	20.1	21.0	20.8
5. A great deal	4.5	4.3	4.9	4.1	4.9	4.2	2.8	6.2	4.1	5.4	1.9	4.9	3.8	3.6	4.5	10.9
<i>Item 6880 Subject J, Q08</i>	<i>N</i> 2639	1179	1312	1702	347	570	698	907	465	1846	562	1189	654	269	399	38
A06: These questions are about pollution and the environment. Please mark the circle that shows how much you agree or disagree with each statement below.																
A06A: In general, pollution has increased in the U.S. in the last ten years																
1. Disagree	3.5	4.7	2.3	3.2	2.7	4.6	1.7	3.1	5.4	3.7	2.1	3.7	2.7	4.5	2.9	3.4
2. Mostly disagree	7.1	8.4	5.3	7.7	6.8	9.5	7.7	5.8	5.7	7.4	5.6	6.3	8.7	7.6	5.9	6.7
3. Neither	8.8	9.7	8.5	8.2	10.9	11.1	9.6	8.0	6.6	8.8	7.8	8.6	8.7	8.9	9.0	19.2
4. Mostly agree	31.2	28.8	33.3	31.8	28.4	34.0	30.1	26.7	38.2	31.0	32.5	31.5	28.8	34.0	34.4	21.6
5. Agree	49.4	48.4	50.6	49.1	51.2	40.9	50.9	56.3	44.2	49.2	51.9	50.0	51.0	45.0	47.8	49.1
<i>Item 9970 Subject F04</i>	<i>N</i> 2633	1180	1306	1702	345	568	697	902	465	1842	562	1187	649	268	399	39

DESCRIPTIVE RESULTS: 1997

157

QUESTIONNAIRE FORM 4 1997	TOTAL	SEX		RACE		REGION				COLLEGE PLANS?		ILLICIT DRUG USE: LIFETIME				
		M	F	White	Black	NE	NC	S	W	Yes	No	None	Mari- juana Only	Few Pills	More Pills	Any Her- oin
<i>N (Weighted No. of Cases):</i>	2643	1182	1312	1705	347	573	698	907	466	1847	565	1191	654	269	401	39
<i>% of Weighted Total:</i>	100.0	44.7	49.6	64.5	13.1	21.7	26.4	34.3	17.6	69.9	21.4	45.0	24.7	10.2	15.2	1.5
A06B: The dangers of pollution are not really as great as government, the media, and environmental groups would like us to believe																
1. Disagree	37.0	32.2	42.0	37.5	36.3	37.3	39.1	37.9	32.0	38.9	33.3	36.3	38.3	32.4	39.6	53.8
2. Mostly disagree	24.7	24.1	25.1	26.8	20.8	26.6	22.4	25.4	24.4	25.9	22.4	25.0	22.3	29.4	25.2	24.3
3. Neither	14.2	14.9	12.5	12.5	12.9	16.1	14.6	11.7	15.9	12.6	15.2	14.1	14.7	13.7	12.2	7.9
4. Mostly agree	15.6	18.7	13.2	15.6	18.9	13.2	16.3	15.7	17.3	15.0	17.7	15.7	17.3	14.6	13.9	10.4
5. Agree	8.6	10.1	7.2	7.5	11.1	6.8	7.6	9.4	10.5	7.7	11.3	8.9	7.5	9.9	9.1	3.5
<i>Item 9980 Subject F04</i>	<i>N</i> 2624	<i>1180</i>	<i>1300</i>	<i>1701</i>	<i>343</i>	<i>563</i>	<i>697</i>	<i>901</i>	<i>463</i>	<i>1840</i>	<i>562</i>	<i>1184</i>	<i>648</i>	<i>267</i>	<i>398</i>	<i>39</i>
A06C: America needs growth to survive, and that is going to require some increase in pollution																
1. Disagree	36.9	34.8	39.1	35.3	41.5	36.8	34.8	38.8	36.1	37.4	35.9	37.7	37.9	34.1	35.4	39.4
2. Mostly disagree	21.8	22.4	22.3	24.2	17.5	24.4	22.2	20.4	20.9	23.4	16.5	20.7	23.5	24.2	20.8	26.6
3. Neither	14.7	14.2	14.9	14.7	13.7	16.4	14.8	13.4	15.1	15.0	14.4	15.0	13.3	17.9	15.3	14.3
4. Mostly agree	17.5	19.5	15.0	18.4	12.6	15.8	17.7	17.2	20.1	16.6	20.1	17.4	17.3	16.2	17.8	18.8
5. Agree	9.1	9.1	8.7	7.4	14.6	6.6	10.4	10.3	7.8	7.6	13.0	9.2	8.0	7.6	10.7	0.9
<i>Item 9990 Subject F04</i>	<i>N</i> 2612	<i>1174</i>	<i>1299</i>	<i>1693</i>	<i>342</i>	<i>563</i>	<i>694</i>	<i>894</i>	<i>461</i>	<i>1837</i>	<i>556</i>	<i>1181</i>	<i>645</i>	<i>268</i>	<i>395</i>	<i>39</i>
A06D: People will have to change their buying habits and way of life to correct our environmental problems																
1. Disagree	7.3	7.9	6.6	5.9	14.2	8.0	6.6	8.8	4.4	6.2	9.0	7.4	8.3	5.0	7.0	4.0
2. Mostly disagree	7.4	10.2	5.0	7.1	7.8	7.7	7.7	6.6	7.8	6.6	8.5	8.4	6.1	6.3	7.1	5.6
3. Neither	11.5	13.5	9.8	11.6	9.8	12.9	11.5	10.1	12.5	10.0	15.8	9.2	12.5	15.6	12.2	9.8
4. Mostly agree	33.7	33.5	33.8	35.1	28.1	34.9	32.7	32.9	35.5	35.2	31.3	33.6	33.6	39.0	32.0	33.1
5. Agree	40.1	35.0	44.9	40.3	40.1	36.5	41.5	41.5	39.8	42.1	35.3	41.4	39.6	34.0	41.7	47.4
<i>Item 10000 Subject F04</i>	<i>N</i> 2620	<i>1175</i>	<i>1303</i>	<i>1698</i>	<i>342</i>	<i>563</i>	<i>697</i>	<i>897</i>	<i>462</i>	<i>1837</i>	<i>560</i>	<i>1179</i>	<i>647</i>	<i>269</i>	<i>399</i>	<i>39</i>
A06E: Government should take action to solve our environmental problems even if it means that some of the products we now use would have to be changed or banned																
1. Disagree	5.5	7.2	4.1	5.3	7.0	4.4	5.9	5.6	6.1	4.9	6.9	6.3	4.9	3.8	5.3	5.6
2. Mostly disagree	8.1	9.1	7.0	8.4	7.5	7.0	7.4	10.1	6.5	7.6	9.4	7.5	9.3	7.8	6.9	12.4
3. Neither	14.9	16.8	13.0	14.5	14.6	15.1	16.6	11.4	18.7	14.4	15.3	14.4	15.0	14.5	14.9	23.9
4. Mostly agree	34.3	34.0	33.9	35.5	30.2	36.2	35.1	31.5	35.9	35.5	32.7	33.1	33.2	38.3	38.6	21.7
5. Agree	37.3	32.8	42.0	36.3	40.8	37.3	34.9	41.4	32.8	37.7	35.6	38.7	37.6	35.5	34.3	36.4
<i>Item 10010 Subject F04, H02</i>	<i>N</i> 2627	<i>1178</i>	<i>1307</i>	<i>1699</i>	<i>346</i>	<i>565</i>	<i>696</i>	<i>903</i>	<i>464</i>	<i>1842</i>	<i>561</i>	<i>1186</i>	<i>650</i>	<i>269</i>	<i>398</i>	<i>39</i>
A06F: Government should place higher taxes on products which cause pollution in their manufacture or disposal, so that companies will be encouraged to find better ways to produce them																
1. Disagree	14.7	16.2	13.6	14.0	19.5	12.4	15.7	16.4	12.7	13.3	17.0	15.8	13.6	12.3	15.5	4.2
2. Mostly disagree	10.4	11.2	10.0	10.5	10.7	8.8	10.6	11.8	9.4	9.6	13.1	10.2	9.5	14.1	11.0	1.2
3. Neither	16.4	18.2	14.5	16.1	14.1	19.1	18.2	13.0	17.1	14.8	21.3	16.3	15.6	16.7	14.0	25.8
4. Mostly agree	27.3	25.3	28.9	29.0	21.0	27.1	27.0	26.7	28.8	29.4	21.5	27.0	27.0	29.6	27.6	29.8
5. Agree	31.2	29.1	33.1	30.3	34.6	32.6	28.4	32.1	32.0	32.9	27.2	30.7	34.3	27.3	31.9	39.1
<i>Item 10020 Subject F04, H02</i>	<i>N</i> 2627	<i>1178</i>	<i>1306</i>	<i>1700</i>	<i>346</i>	<i>564</i>	<i>698</i>	<i>902</i>	<i>464</i>	<i>1842</i>	<i>561</i>	<i>1187</i>	<i>650</i>	<i>268</i>	<i>398</i>	<i>39</i>
A06G: I wish that government would ban throwaway bottles and beverage cans																
1. Disagree	27.5	31.4	24.3	27.8	28.2	24.0	26.8	31.7	24.7	27.1	29.9	28.4	25.9	30.2	26.0	19.1
2. Mostly disagree	15.9	15.7	15.3	17.2	15.3	17.0	16.8	14.7	15.4	16.1	14.4	16.4	16.1	17.0	13.1	18.1
3. Neither	31.6	32.1	31.2	31.1	33.0	33.2	32.3	29.7	32.3	33.0	28.0	31.0	35.0	25.9	33.5	23.8
4. Mostly agree	13.6	11.5	16.2	14.8	10.8	12.3	15.8	13.2	12.7	13.1	16.0	13.3	11.5	16.5	17.1	16.4
5. Agree	11.4	9.4	13.0	9.1	12.8	13.5	8.3	10.7	14.9	10.7	11.7	10.9	11.5	10.5	10.3	22.6
<i>Item 10030 Subject F04, H02</i>	<i>N</i> 2614	<i>1173</i>	<i>1300</i>	<i>1694</i>	<i>345</i>	<i>562</i>	<i>692</i>	<i>900</i>	<i>460</i>	<i>1831</i>	<i>561</i>	<i>1178</i>	<i>649</i>	<i>267</i>	<i>395</i>	<i>39</i>

QUESTIONNAIRE FORM 4 1997	TOTAL	SEX		RACE		REGION				COLLEGE PLANS?		ILLICIT DRUG USE: LIFETIME				
		M	F	White	Black	NE	NC	S	W	Yes	No	None	Mari- juana Only	Few Pills	More Pills	Any Her- oin
<i>N (Weighted No. of Cases):</i>	2643	1182	1312	1705	347	573	698	907	466	1847	565	1191	654	269	401	39
<i>% of Weighted Total:</i>	100.0	44.7	49.6	64.5	13.1	21.7	26.4	34.3	17.6	69.9	21.4	45.0	24.7	10.2	15.2	1.5
A06H: T.V. commercials stimulate people to buy a lot of things they don't really need																
1. Disagree	7.6	9.0	6.4	7.3	9.4	6.5	7.4	6.6	11.5	7.4	8.4	7.6	6.9	4.4	10.4	1.6
2. Mostly disagree	6.5	6.4	6.1	6.5	8.0	6.4	5.3	6.8	7.7	6.6	6.1	6.0	7.9	5.9	6.2	6.2
3. Neither	12.2	13.9	11.0	12.8	10.4	13.7	13.7	9.8	12.8	11.6	13.2	11.2	11.4	14.4	14.5	24.7
4. Mostly agree	29.9	31.1	28.5	30.7	29.2	31.2	29.2	29.0	31.2	30.2	31.4	29.6	32.4	31.9	26.5	30.6
5. Agree	43.8	39.6	48.0	42.6	43.0	42.2	44.5	47.8	36.8	44.3	40.9	45.6	41.5	43.4	42.5	36.9
<i>Item 10040 Subject F02</i>	<i>N</i> 2616	1172	1305	1694	345	562	694	898	463	1833	560	1187	644	268	393	39
A06I: T.V. commercials do a lot of good by showing new products that we might not know about otherwise																
1. Disagree	6.4	7.9	5.1	7.0	3.1	7.0	4.9	6.0	8.6	6.3	5.9	6.3	4.8	7.8	8.1	8.0
2. Mostly disagree	9.5	9.0	9.8	10.9	6.6	10.8	7.5	9.5	11.0	9.7	8.1	8.9	8.9	9.1	13.4	13.2
3. Neither	20.6	20.6	20.7	21.5	17.6	21.5	23.9	17.6	20.6	21.3	18.5	20.4	20.2	22.1	21.8	29.0
4. Mostly agree	35.3	34.6	36.1	35.5	32.3	36.5	37.1	33.3	34.8	36.8	34.4	35.6	36.2	37.1	31.3	28.1
5. Agree	28.3	28.0	28.3	25.1	40.4	24.2	26.6	33.6	25.0	25.8	33.2	28.8	29.8	24.0	25.5	21.7
<i>Item 10050 Subject F02</i>	<i>N</i> 2619	1174	1304	1693	345	561	694	902	462	1836	560	1181	650	269	397	39
A06J: My family and I often buy things we don't really need; we could get along with much less																
1. Disagree	13.1	13.5	12.5	10.2	22.4	14.5	11.7	12.0	15.6	12.3	15.0	13.2	13.9	11.7	11.6	16.1
2. Mostly disagree	13.6	14.5	13.1	13.7	12.1	15.8	13.1	12.4	14.2	14.2	13.1	14.1	13.1	14.2	12.7	22.7
3. Neither	17.5	19.8	15.7	17.7	19.0	18.4	17.9	16.5	17.8	16.6	20.0	18.7	13.7	18.3	17.4	28.3
4. Mostly agree	29.1	29.0	29.2	32.2	18.0	27.2	28.3	31.3	28.1	29.9	25.7	27.7	31.3	31.9	29.9	22.6
5. Agree	26.7	23.3	29.5	26.3	28.5	24.0	29.1	27.7	24.3	27.0	26.3	26.3	28.0	24.0	28.3	10.3
<i>Item 10060 Subject F01</i>	<i>N</i> 2622	1176	1306	1698	345	564	696	902	460	1839	562	1185	648	268	399	39
A06K: By the year 2000, engineers and scientists will probably have invented devices that will solve our pollution problems																
1. Disagree	19.5	23.1	16.5	20.8	16.9	21.1	17.4	19.4	21.1	20.0	19.2	18.0	19.1	23.4	21.9	22.1
2. Mostly disagree	24.4	25.6	23.6	27.3	15.0	23.5	23.5	24.2	27.4	26.1	19.4	24.1	23.6	21.7	29.2	36.9
3. Neither	22.9	21.6	24.4	23.8	19.2	22.7	25.2	22.2	21.1	22.6	25.0	23.1	25.6	21.5	20.5	24.7
4. Mostly agree	23.4	21.3	24.8	22.1	27.7	22.5	25.4	24.0	20.2	22.6	26.3	24.8	22.6	27.0	19.7	15.9
5. Agree	9.8	8.3	10.7	6.1	21.2	10.1	8.5	10.3	10.3	8.6	10.1	10.1	9.1	6.4	8.8	0.4
<i>Item 10070 Subject F04</i>	<i>N</i> 2626	1179	1305	1701	346	566	697	900	463	1840	562	1187	648	269	398	39
A07: In your own actions—the things you buy and the things you do—how much of an effort do you make to conserve energy and protect the environment?																
1. None	10.7	13.1	8.6	9.5	17.6	10.7	9.3	12.7	9.0	9.5	13.4	9.0	13.9	9.3	10.4	10.7
2. A little	34.6	35.3	34.0	35.4	33.7	30.3	38.9	36.3	29.9	33.7	37.8	31.7	36.9	36.2	38.9	41.5
3. Some	44.3	43.6	45.2	45.5	38.0	48.7	42.8	41.2	47.5	45.9	40.2	47.2	41.2	43.3	43.0	39.8
4. Quite a bit	10.4	8.0	12.1	9.6	10.8	10.3	9.0	9.8	13.6	10.8	8.6	12.1	8.0	11.2	7.6	8.1
<i>Item 10080 Subject F04</i>	<i>N</i> 2528	1115	1280	1654	319	547	674	866	441	1791	526	1135	630	262	384	37
The next questions are about work.																
A08: Different people may look for different things in their work. Below is a list of some of these things. Please read each one, then indicate how important this thing is for you.																
A08A: A job where you can see the results of what you do																
1. Not important	1.7	2.7	0.8	1.5	0.9	2.1	2.4	1.0	1.4	1.4	2.4	1.2	1.6	0.4	3.2	7.7
2. A little important	9.8	10.9	8.4	9.9	11.8	9.6	9.4	9.7	10.5	9.4	10.9	8.5	9.4	11.3	11.9	7.4
3. Pretty important	36.9	36.7	37.3	39.2	27.7	37.4	38.8	35.4	36.2	38.4	35.4	35.1	37.9	40.4	41.0	14.3
4. Very important	51.7	49.7	53.5	49.4	59.6	51.0	49.3	53.9	51.9	50.9	51.3	55.2	51.0	47.9	43.9	70.6
<i>Item 10090 Subject C04</i>	<i>N</i> 2628	1176	1310	1700	345	566	697	901	464	1843	562	1188	653	266	399	39

QUESTIONNAIRE FORM 4 1997	TOTAL	SEX		RACE		REGION				COLLEGE PLANS?		ILLICIT DRUG USE: LIFETIME				
		M	F	White	Black	NE	NC	S	W	Yes	No	None	Mari- juana Only	Few Pills	More Pills	Any Her- oin
<i>N (Weighted No. of Cases):</i>	2643	1182	1312	1705	347	573	698	907	466	1847	565	1191	654	269	401	39
<i>% of Weighted Total:</i>	100.0	44.7	49.6	64.5	13.1	21.7	26.4	34.3	17.6	69.9	21.4	45.0	24.7	10.2	15.2	1.5
A08B: A job that has high status and prestige																
1. Not important	9.4	10.3	9.2	11.3	5.2	9.3	10.5	8.9	8.6	9.9	9.2	9.6	8.6	10.8	8.8	10.7
2. A little important	25.7	23.4	28.1	30.2	17.6	27.7	27.7	22.6	26.2	26.0	27.5	27.3	23.1	26.5	26.8	29.8
3. Pretty important	34.6	35.3	34.2	34.8	29.6	33.4	35.4	34.1	35.6	34.0	36.4	33.8	35.1	31.7	37.5	39.5
4. Very important	30.4	31.0	28.6	23.7	47.6	29.7	26.5	34.3	29.6	30.1	26.9	29.4	33.2	30.9	26.9	20.0
<i>Item 10100 Subject C04</i>	<i>N 2622</i>	<i>1173</i>	<i>1309</i>	<i>1700</i>	<i>341</i>	<i>566</i>	<i>696</i>	<i>898</i>	<i>462</i>	<i>1842</i>	<i>560</i>	<i>1187</i>	<i>652</i>	<i>264</i>	<i>398</i>	<i>39</i>
A08C: A job which is interesting to do																
1. Not important	1.2	1.2	1.2	0.9	3.1	1.3	2.1	1.0	0.1	0.9	2.5	0.9	1.2	1.0	1.4	5.1
2. A little important	2.3	3.3	1.3	1.6	4.2	1.4	2.2	2.1	4.0	2.2	2.7	2.7	2.2	1.3	1.8	4.1
3. Pretty important	11.1	12.6	9.7	11.4	10.4	11.9	12.2	9.7	11.4	10.3	13.9	10.8	12.1	11.4	10.4	4.2
4. Very important	85.3	82.8	87.8	86.2	82.3	85.4	83.5	87.2	84.5	86.6	80.9	85.6	84.4	86.3	86.4	86.5
<i>Item 10110 Subject C04</i>	<i>N 2618</i>	<i>1175</i>	<i>1303</i>	<i>1699</i>	<i>339</i>	<i>564</i>	<i>695</i>	<i>897</i>	<i>462</i>	<i>1838</i>	<i>560</i>	<i>1182</i>	<i>650</i>	<i>266</i>	<i>398</i>	<i>39</i>
A08D: A job where the chances for advancement and promotion are good																
1. Not important	2.2	2.3	2.2	2.5	0.9	1.4	2.1	2.7	2.5	2.3	2.4	2.7	2.1	0.5	1.7	6.7
2. A little important	7.5	6.2	8.6	8.1	4.1	10.2	7.2	6.7	6.0	8.8	4.1	8.6	5.9	8.7	5.8	4.5
3. Pretty important	26.5	24.2	28.6	29.4	16.2	27.3	27.9	24.5	27.4	27.0	26.2	26.8	25.8	26.9	28.7	14.0
4. Very important	63.8	67.3	60.6	60.0	78.7	61.1	62.7	66.1	64.1	61.9	67.3	61.8	66.2	63.9	63.7	74.8
<i>Item 10120 Subject C04</i>	<i>N 2628</i>	<i>1177</i>	<i>1310</i>	<i>1702</i>	<i>343</i>	<i>568</i>	<i>697</i>	<i>899</i>	<i>464</i>	<i>1844</i>	<i>561</i>	<i>1188</i>	<i>652</i>	<i>266</i>	<i>399</i>	<i>39</i>
A08E: A job that gives you an opportunity to be directly helpful to others																
1. Not important	3.8	6.2	1.6	3.9	3.2	5.5	4.1	2.8	3.3	3.0	6.1	2.8	3.9	4.3	5.1	5.2
2. A little important	16.7	24.0	10.6	18.9	12.8	17.7	18.1	15.2	16.3	15.4	22.2	13.1	19.1	17.9	23.2	21.3
3. Pretty important	33.9	36.2	32.0	35.3	31.9	35.1	33.4	33.4	34.3	34.5	33.1	33.3	33.9	34.6	35.0	35.9
4. Very important	45.5	33.6	55.8	42.0	52.0	41.8	44.4	48.6	46.0	47.2	38.6	50.8	43.1	43.3	36.7	37.6
<i>Item 10130 Subject C04, O01</i>	<i>N 2623</i>	<i>1173</i>	<i>1308</i>	<i>1699</i>	<i>344</i>	<i>565</i>	<i>696</i>	<i>898</i>	<i>463</i>	<i>1842</i>	<i>559</i>	<i>1188</i>	<i>650</i>	<i>265</i>	<i>396</i>	<i>39</i>
A08F: A job which provides you with a chance to earn a good deal of money																
1. Not important	2.5	3.1	2.1	3.0	0.7	3.4	2.2	2.0	2.6	2.8	2.1	3.6	1.5	0.8	1.9	4.1
2. A little important	9.9	8.4	12.0	12.8	3.7	10.1	10.8	9.7	8.9	12.6	3.9	12.6	6.5	10.2	8.9	13.2
3. Pretty important	29.0	25.2	32.0	32.3	20.0	29.0	30.6	27.7	29.1	31.2	25.8	30.3	31.3	29.6	22.4	24.0
4. Very important	58.6	63.4	53.9	51.8	75.6	57.5	56.4	60.6	59.4	53.4	68.3	53.5	60.6	59.4	66.9	58.7
<i>Item 10140 Subject C04, F01</i>	<i>N 2622</i>	<i>1172</i>	<i>1309</i>	<i>1697</i>	<i>343</i>	<i>566</i>	<i>696</i>	<i>897</i>	<i>463</i>	<i>1841</i>	<i>561</i>	<i>1189</i>	<i>651</i>	<i>264</i>	<i>398</i>	<i>39</i>
A08G: A job where you have the chance to be creative																
1. Not important	5.1	4.8	5.2	5.4	6.3	4.2	6.3	5.3	4.3	4.3	7.4	5.4	5.8	3.7	3.8	6.3
2. A little important	19.6	20.4	19.2	21.7	17.2	20.3	17.7	22.5	16.2	21.1	16.6	20.2	22.1	19.2	16.3	11.9
3. Pretty important	33.1	33.3	32.3	33.6	29.2	36.4	32.8	31.9	31.8	32.0	35.2	32.2	32.2	34.3	36.0	33.1
4. Very important	42.2	41.4	43.2	39.2	47.2	39.2	43.3	40.3	47.7	42.5	40.8	42.2	39.8	42.8	44.0	48.7
<i>Item 10150 Subject C04</i>	<i>N 2623</i>	<i>1175</i>	<i>1307</i>	<i>1698</i>	<i>342</i>	<i>565</i>	<i>695</i>	<i>900</i>	<i>463</i>	<i>1841</i>	<i>562</i>	<i>1185</i>	<i>651</i>	<i>266</i>	<i>398</i>	<i>39</i>
A08H: A job where the skills you learn will not go out of date																
1. Not important	4.5	4.4	4.1	4.8	5.0	4.8	5.2	4.0	3.9	4.4	4.6	5.3	2.8	2.7	4.4	16.8
2. A little important	11.5	12.3	10.6	12.7	7.2	14.8	11.7	9.6	11.0	12.5	8.1	10.6	13.5	11.8	9.7	13.8
3. Pretty important	31.3	32.1	31.3	33.3	21.2	33.4	30.8	28.8	34.3	30.4	35.3	30.4	29.9	33.9	35.5	33.9
4. Very important	52.7	51.2	54.1	49.2	66.6	47.0	52.3	57.5	50.8	52.7	52.0	53.8	53.8	51.6	50.4	35.4
<i>Item 10160 Subject C04</i>	<i>N 2625</i>	<i>1175</i>	<i>1310</i>	<i>1699</i>	<i>344</i>	<i>568</i>	<i>696</i>	<i>898</i>	<i>463</i>	<i>1842</i>	<i>562</i>	<i>1189</i>	<i>652</i>	<i>266</i>	<i>397</i>	<i>39</i>
A08I: A job that gives you a chance to make friends																
1. Not important	4.2	3.8	4.8	3.1	11.2	4.7	4.6	4.4	2.6	4.1	4.1	4.2	3.9	3.6	4.3	10.1
2. A little important	17.4	17.7	16.7	16.7	22.4	20.1	17.6	17.8	13.3	16.5	18.8	16.7	19.1	18.0	16.3	25.9
3. Pretty important	35.1	38.9	31.7	37.0	32.2	36.8	36.8	33.3	34.2	34.8	37.8	35.0	33.1	35.1	41.6	24.4
4. Very important	43.3	39.6	46.8	43.2	34.1	38.5	41.0	44.6	49.9	44.6	39.3	44.1	43.9	43.3	37.8	39.6
<i>Item 10170 Subject C04, M04</i>	<i>N 2628</i>	<i>1177</i>	<i>1310</i>	<i>1702</i>	<i>343</i>	<i>568</i>	<i>697</i>	<i>899</i>	<i>464</i>	<i>1845</i>	<i>560</i>	<i>1188</i>	<i>652</i>	<i>266</i>	<i>399</i>	<i>39</i>

QUESTIONNAIRE FORM 4 1997	TOTAL	SEX		RACE		REGION				COLLEGE PLANS?		ILLICIT DRUG USE: LIFETIME				
		M	F	White	Black	NE	NC	S	W	Yes	No	None	Mari- juana Only	Few Pills	More Pills	Any Her- oin
<i>N (Weighted No. of Cases):</i>	2643	1182	1312	1705	347	573	698	907	466	1847	565	1191	654	269	401	39
<i>% of Weighted Total:</i>	100.0	44.7	49.6	64.5	13.1	21.7	26.4	34.3	17.6	69.9	21.4	45.0	24.7	10.2	15.2	1.5
A08J: A job which uses your skills and abilities—lets you do the things you can do best																
1. Not important	1.0	1.4	0.6	1.0	1.5	0.9	1.6	0.9	0.7	0.8	1.3	0.9	0.9	0.9	1.0	5.1
2. A little important	3.4	4.2	2.7	3.2	2.1	4.1	3.6	2.7	3.5	3.1	3.9	3.0	2.9	4.9	3.8	5.7
3. Pretty important	25.0	27.5	22.5	27.7	18.2	27.6	24.8	23.7	24.6	23.7	29.5	22.9	26.2	26.8	29.4	6.7
4. Very important	70.6	66.9	74.2	68.0	78.2	67.3	70.0	72.7	71.1	72.4	65.3	73.1	70.1	67.5	65.9	82.5
<i>Item 10180 Subject C04</i>	<i>N</i> 2625	1175	1310	1701	343	567	694	901	464	1844	560	1188	650	266	399	39
A08K: A job that is worthwhile to society																
1. Not important	5.5	8.2	2.8	5.6	3.3	6.2	5.5	4.1	7.6	5.3	6.3	4.0	6.4	5.1	6.8	10.3
2. A little important	16.3	20.1	13.0	17.2	15.8	21.0	15.5	15.1	14.1	14.8	21.0	14.0	16.7	22.7	20.3	6.2
3. Pretty important	36.0	38.1	35.0	36.6	33.5	32.9	33.8	38.1	39.0	35.7	37.2	35.4	37.9	34.0	37.9	28.9
4. Very important	42.2	33.6	49.2	40.6	47.5	40.0	45.2	42.8	39.3	44.2	35.6	46.6	38.9	38.2	35.0	54.6
<i>Item 10190 Subject C04, O01</i>	<i>N</i> 2604	1165	1298	1691	342	556	693	897	458	1825	559	1177	649	264	394	39
A08L: A job where you have more than two weeks vacation																
1. Not important	14.9	11.6	17.7	16.5	12.4	16.8	14.8	14.3	14.0	15.9	13.8	16.8	12.7	13.6	11.6	27.4
2. A little important	31.1	26.4	36.1	32.4	32.5	27.8	37.1	32.5	23.3	32.2	29.0	33.4	32.3	31.3	24.7	30.5
3. Pretty important	24.8	26.2	24.2	24.4	20.0	22.4	24.0	25.0	28.6	25.2	24.7	24.1	24.8	25.6	28.2	21.6
4. Very important	29.2	35.7	22.0	26.8	35.1	33.0	24.1	28.3	34.2	26.7	32.4	25.7	30.2	29.5	35.5	20.5
<i>Item 10200 Subject C04</i>	<i>N</i> 2623	1175	1308	1699	342	567	697	897	462	1843	558	1183	653	266	399	39
A08M: A job where you get a chance to participate in decision making																
1. Not important	3.8	4.4	3.1	4.1	2.5	4.2	4.4	3.0	4.1	3.2	5.4	3.8	2.9	4.4	4.8	3.2
2. A little important	18.6	20.1	16.7	20.4	10.9	18.1	19.3	18.2	19.0	17.1	23.7	20.4	17.6	16.6	16.9	12.7
3. Pretty important	40.8	38.7	44.1	44.3	35.7	41.1	41.2	40.0	41.7	41.8	40.3	39.1	40.7	41.5	46.7	42.3
4. Very important	36.8	36.9	36.1	31.3	50.9	36.6	35.2	38.9	35.2	37.9	30.5	36.7	38.8	37.4	31.6	41.8
<i>Item 10210 Subject C04</i>	<i>N</i> 2625	1175	1309	1701	342	568	697	898	463	1842	562	1188	650	266	399	39
A08N: A job which leaves a lot of time for other things in your life																
1. Not important	2.7	1.9	3.3	2.5	3.2	2.7	3.1	2.8	2.0	2.6	2.7	3.0	1.7	2.3	2.5	5.1
2. A little important	15.5	12.8	18.0	17.5	13.0	16.5	18.5	15.1	10.7	16.4	14.5	15.8	17.0	16.8	13.5	9.1
3. Pretty important	38.2	36.6	40.1	40.3	31.2	38.0	37.9	36.7	42.0	39.4	36.1	39.3	36.3	42.5	37.1	35.7
4. Very important	43.5	48.7	38.6	39.6	52.6	42.7	40.6	45.4	45.3	41.7	46.7	41.9	45.0	38.4	46.8	50.0
<i>Item 10220 Subject C04</i>	<i>N</i> 2613	1169	1304	1696	343	566	695	894	459	1835	557	1183	647	266	395	39
A08O: A job which allows you to establish roots in a community and not have to move from place to place																
1. Not important	9.5	8.7	9.7	9.4	9.9	12.6	9.1	7.8	9.4	9.3	9.1	8.2	8.5	9.3	13.9	23.0
2. A little important	18.5	18.6	18.4	19.3	17.3	16.8	18.0	17.8	22.7	20.0	14.2	15.3	20.1	22.6	21.3	32.9
3. Pretty important	31.1	32.1	30.0	32.3	25.2	35.5	31.0	28.5	30.6	31.0	30.7	30.0	31.4	40.6	27.8	19.0
4. Very important	41.0	40.6	41.8	39.0	47.5	35.1	41.9	45.8	37.3	39.7	46.0	46.5	40.1	27.4	37.0	25.1
<i>Item 10230 Subject C04</i>	<i>N</i> 2625	1176	1308	1700	345	568	695	900	461	1842	562	1187	651	266	399	39
A08P: A job which leaves you mostly free of supervision by others																
1. Not important	7.9	6.3	9.4	7.6	9.5	8.0	8.1	8.5	6.5	7.9	8.7	9.3	6.4	8.8	5.3	3.2
2. A little important	25.0	22.7	26.8	27.0	21.4	24.8	25.4	25.2	24.5	26.7	20.6	25.5	27.7	20.5	22.9	27.7
3. Pretty important	36.5	37.4	36.5	37.4	28.1	36.9	37.2	34.4	39.3	36.7	37.1	37.8	35.9	34.2	35.9	44.6
4. Very important	30.5	33.6	27.3	27.9	41.0	30.3	29.3	31.9	29.7	28.6	33.7	27.3	30.0	36.5	35.8	24.5
<i>Item 10240 Subject C04</i>	<i>N</i> 2622	1176	1307	1701	344	562	697	900	464	1842	560	1188	652	265	398	39
A08Q: A job that offers a reasonably predictable, secure future																
1. Not important	2.1	2.6	1.6	2.0	1.6	2.6	1.8	1.6	3.0	1.9	2.9	2.3	1.5	0.3	2.6	11.6
2. A little important	6.6	7.0	5.8	7.7	1.7	7.5	6.8	5.1	7.9	6.5	6.9	5.6	4.8	7.4	9.3	12.8
3. Pretty important	27.1	29.2	25.9	30.1	16.1	26.4	25.8	26.0	32.3	28.7	25.4	27.1	24.3	27.3	32.7	25.6
4. Very important	64.2	61.2	66.8	60.2	80.6	63.6	65.5	67.3	56.9	62.9	64.8	65.0	69.3	65.0	55.4	50.0
<i>Item 10250 Subject C04</i>	<i>N</i> 2614	1172	1305	1696	342	565	696	897	457	1837	560	1185	649	265	396	39

DESCRIPTIVE RESULTS: 1997

161

QUESTIONNAIRE FORM 4 1997	TOTAL	SEX		RACE		REGION				COLLEGE PLANS?		ILLICIT DRUG USE: LIFETIME				
		M	F	White	Black	NE	NC	S	W	Yes	No	None	Mari- juana Only	Few Pills	More Pills	Any Her- oin
<i>N (Weighted No. of Cases):</i>	2643	1182	1312	1705	347	573	698	907	466	1847	565	1191	654	269	401	39
<i>% of Weighted Total:</i>	100.0	44.7	49.6	64.5	13.1	21.7	26.4	34.3	17.6	69.9	21.4	45.0	24.7	10.2	15.2	1.5
A08R: A job where you can learn new things, learn new skills																
1. Not important	1.9	2.2	1.4	2.1	-	1.2	2.5	1.7	2.2	1.6	3.0	1.1	2.0	2.5	2.6	3.2
2. A little important	13.8	13.9	13.7	15.8	9.4	16.6	13.1	14.1	10.8	15.6	9.2	12.6	14.6	13.4	16.8	7.7
3. Pretty important	39.3	40.0	38.9	43.8	23.6	39.1	39.9	38.2	40.5	38.4	43.0	39.1	37.9	39.8	44.1	31.4
4. Very important	45.1	44.0	46.0	38.4	67.0	43.2	44.5	45.9	46.6	44.4	44.8	47.2	45.5	44.3	36.4	57.7
<i>Item 10260 Subject B02, C04</i>	<i>N</i> 2617	1171	1307	1696	344	567	696	897	458	1840	560	1187	647	266	396	39
A08S: A job where you do not have to pretend to be a type of person that you are not																
1. Not important	4.9	6.2	3.3	4.4	5.2	5.7	4.6	4.7	4.8	4.9	4.0	4.5	4.5	4.2	5.1	14.1
2. A little important	5.3	6.5	3.6	5.3	3.8	5.4	6.7	3.7	6.0	4.5	6.2	5.0	4.1	7.8	5.8	7.0
3. Pretty important	19.1	22.7	15.7	19.7	16.5	18.7	19.6	18.8	19.7	19.2	18.6	17.8	20.4	20.2	21.8	11.9
4. Very important	70.6	64.6	77.4	70.6	74.5	70.2	69.0	72.8	69.4	71.4	71.1	72.8	71.0	67.8	67.3	67.0
<i>Item 10270 Subject C04</i>	<i>N</i> 2615	1170	1307	1695	344	564	696	897	458	1838	560	1185	648	266	396	39
A08T: A job that most people look up to and respect																
1. Not important	5.8	7.2	4.5	6.1	6.0	6.1	6.0	6.0	4.9	6.1	5.7	5.8	4.9	5.8	6.4	10.9
2. A little important	15.6	15.8	15.1	17.7	12.3	18.4	16.0	14.2	14.3	15.7	15.9	15.9	16.5	9.1	18.7	13.6
3. Pretty important	32.3	34.5	31.1	36.1	22.6	31.2	33.3	32.5	31.7	32.4	34.1	30.9	31.3	41.7	33.9	20.7
4. Very important	46.3	42.5	49.2	40.1	59.1	44.3	44.7	47.3	49.1	45.8	44.4	47.4	47.3	43.4	41.0	54.8
<i>Item 10280 Subject C04</i>	<i>N</i> 2611	1169	1303	1692	343	566	694	895	456	1837	556	1186	647	265	393	39
A08U: A job that permits contact with a lot of people																
1. Not important	11.2	13.1	9.1	10.8	15.8	10.5	13.4	10.2	10.8	9.3	15.8	10.4	12.6	11.2	11.0	11.2
2. A little important	23.7	26.5	21.6	25.2	24.9	22.9	23.3	27.2	18.8	23.5	25.6	24.4	21.7	27.3	25.0	14.3
3. Pretty important	32.5	33.0	31.9	32.0	32.0	33.3	32.4	30.4	35.7	33.4	31.2	31.3	36.1	27.2	34.9	37.2
4. Very important	32.5	27.5	37.4	32.1	27.3	33.3	30.9	32.3	34.7	33.8	27.4	34.0	29.6	34.3	29.0	37.3
<i>Item 10290 Subject C04, M05</i>	<i>N</i> 2609	1168	1304	1695	339	564	696	894	456	1836	558	1184	646	265	395	39
A08V: A job with an easy pace that lets you work slowly																
1. Not important	21.8	20.7	23.1	22.8	20.7	22.6	21.3	21.5	22.1	22.9	19.9	23.3	22.6	20.5	17.8	27.9
2. A little important	34.2	35.0	33.9	35.0	29.8	34.5	32.3	34.5	36.5	36.4	28.1	34.2	33.3	35.8	35.6	28.7
3. Pretty important	28.2	27.3	29.5	28.8	28.0	25.5	33.6	27.4	25.0	27.4	30.4	27.9	28.0	28.5	30.5	27.6
4. Very important	15.8	17.1	13.6	13.4	21.5	17.5	12.8	16.6	16.4	13.3	21.6	14.6	16.1	15.1	16.1	15.7
<i>Item 10300 Subject C04</i>	<i>N</i> 2614	1172	1303	1694	342	567	696	895	457	1836	560	1186	646	266	395	39
A08W: A job where most problems are quite difficult and challenging																
1. Not important	21.4	18.7	24.3	21.4	25.1	19.7	23.0	22.4	19.2	19.2	27.4	20.1	23.4	22.6	20.8	31.9
2. A little important	35.3	32.6	37.4	37.2	31.9	35.5	36.2	36.5	31.6	36.2	34.4	35.1	31.7	41.7	41.2	23.1
3. Pretty important	29.7	34.3	26.2	30.0	24.1	32.6	27.4	28.1	33.0	31.1	26.2	30.4	33.6	23.3	27.3	29.8
4. Very important	13.5	14.4	12.1	11.5	18.9	12.3	13.3	13.1	16.2	13.5	12.0	14.4	11.4	12.4	10.7	15.2
<i>Item 10310 Subject C04</i>	<i>N</i> 2609	1170	1302	1692	342	563	696	893	457	1835	558	1183	648	264	395	39

MONITORING THE FUTURE

QUESTIONNAIRE FORM 4 1997	TOTAL	SEX		RACE		REGION				COLLEGE PLANS?		ILLICIT DRUG USE: LIFETIME					
		M	F	White	Black	NE	NC	S	W	Yes	No	None	Mari- juana Only	Few Pills	More Pills	Any Her- oin	
<i>N (Weighted No. of Cases):</i>	2643	1182	1312	1705	347	573	698	907	466	1847	565	1191	654	269	401	39	
<i>% of Weighted Total:</i>	100.0	44.7	49.6	64.5	13.1	21.7	26.4	34.3	17.6	69.9	21.4	45.0	24.7	10.2	15.2	1.5	
A09: What kind of work do you think you will be doing when you are 30 years old? Mark the one that comes closest to what you expect to be doing.																	
01. Laborer (car washer, sanitary worker, farm laborer)	0.5	1.0	*	0.7	0.4	0.9	0.9	0.2	-	0.3	0.9	0.3	0.7	1.4	-	3.1	
02. Service worker (cook, waiter, barber, janitor, gas station attendant, practical nurse, beautician)	1.8	0.5	3.0	1.5	1.9	1.2	2.0	1.6	2.4	0.5	5.4	1.4	1.7	2.4	1.9	6.6	
03. Operative or semi-skilled worker (garage worker, taxicab, bus or truck driver, assembly line worker, welder)	1.0	1.9	0.3	1.2	1.2	0.6	0.5	1.6	1.4	0.2	4.1	1.5	0.3	0.3	0.9	-	
04. Sales clerk in a retail store or by phone (phone sales, department store clerk, drug store clerk)	0.4	0.1	0.5	0.3	0.8	-	-	0.7	0.8	0.1	1.0	0.5	-	-	0.5	-	
05. Clerical or office worker (bank teller, bookkeeper, secretary, postal clerk or carrier, keyboard operator)	3.6	1.2	6.0	3.1	5.2	2.2	4.2	4.2	3.3	2.3	8.5	4.5	3.0	1.8	3.7	-	
06. Protective service (police officer, firefighter, detective)	4.0	6.0	2.1	3.7	3.9	4.6	4.2	2.5	5.8	3.6	5.1	3.7	4.7	6.7	1.9	8.5	
07. Military service	3.2	4.9	1.6	2.5	4.7	3.7	2.2	3.0	4.2	2.0	5.2	3.2	2.2	1.4	5.2	-	
08. Craftsman or skilled worker (carpenter, electrician, brick layer, mechanic, machinist, tool and die maker, telephone installer)	7.1	14.2	0.5	8.6	4.7	4.3	12.0	5.9	5.2	3.2	18.4	7.2	7.5	5.6	6.4	8.5	
09. Farm owner, farm manager	1.0	1.0	0.8	1.4	-	0.6	1.9	0.9	0.2	0.5	2.5	1.3	0.1	1.8	0.9	2.1	
10. Owner of small business (restaurant owner, shop owner)	6.7	8.4	4.5	6.6	8.0	6.4	7.9	5.9	7.0	5.6	8.2	4.1	8.7	10.4	8.1	10.4	
11. Sales representative (insurance agent, real estate broker, bond salesman)	1.2	1.4	1.1	1.2	1.1	1.9	1.0	0.6	1.9	1.5	0.7	1.4	1.0	0.4	1.2	6.9	
12. Manager or administrator (office manager, sales manager, school administrator, government official)	5.8	6.3	5.3	5.9	5.1	6.5	6.3	5.4	5.1	6.7	2.9	6.2	6.7	3.0	5.0	8.0	
13. Professional without doctoral degree (registered nurse, librarian, engineer, architect, social worker, accountant, actor, artist, musician, teacher, pilot, and computer programmer or analyst)	37.3	31.0	43.3	38.8	35.5	41.1	35.8	38.2	33.3	42.7	23.0	37.4	36.4	39.1	40.3	25.4	
14. Professional with doctoral degree or equivalent (lawyer, physician, dentist, scientist, college professor)	18.5	12.9	23.7	16.3	22.2	18.6	12.8	21.3	21.5	23.4	3.3	20.3	18.8	15.3	15.2	15.6	
15. Full-time homemaker	0.7	0.2	1.2	1.0	-	0.1	1.0	1.1	0.3	0.3	2.3	0.5	1.0	1.0	1.0	-	
16. Don't know—GO TO Q.A13	7.2	9.0	5.9	7.4	5.2	7.4	7.2	7.0	7.4	7.0	8.5	6.4	7.1	9.4	7.7	4.8	
<i>Item 10320 Subject C03</i>	<i>N</i>	<i>2511</i>	<i>1131</i>	<i>1253</i>	<i>1649</i>	<i>320</i>	<i>538</i>	<i>668</i>	<i>865</i>	<i>440</i>	<i>1785</i>	<i>531</i>	<i>1140</i>	<i>622</i>	<i>261</i>	<i>381</i>	<i>38</i>
A10: How likely do you think it is that you will actually get to do this kind of work?																	
1. Not very likely	0.9	0.8	1.1	0.5	2.3	0.7	0.8	0.9	1.5	0.8	1.6	1.5	0.4	0.2	0.6	3.2	
2. Somewhat likely	6.4	6.4	5.8	6.1	3.7	8.1	5.2	5.0	8.6	5.8	6.8	5.6	5.9	7.3	7.6	13.3	
3. Fairly likely	21.8	25.6	17.6	22.8	16.4	20.4	20.7	22.6	23.7	21.3	21.9	18.7	24.0	25.9	24.6	18.9	
4. Very likely	44.2	41.4	47.5	45.0	44.2	46.0	44.4	42.7	44.3	47.2	37.2	46.9	42.7	41.6	40.6	38.7	
5. Certain	20.9	17.6	24.3	19.3	29.6	19.0	21.5	23.9	16.7	21.8	19.6	21.7	21.9	18.4	21.5	10.5	
6. I already do this kind of work	5.8	8.3	3.7	6.4	3.8	5.8	7.3	4.9	5.3	3.2	13.0	5.6	5.2	6.5	5.1	15.4	
<i>Item 10330 Subject C03</i>	<i>N†</i>	<i>2391</i>	<i>1048</i>	<i>1211</i>	<i>1542</i>	<i>318</i>	<i>520</i>	<i>630</i>	<i>820</i>	<i>421</i>	<i>1685</i>	<i>502</i>	<i>1090</i>	<i>591</i>	<i>240</i>	<i>360</i>	<i>37</i>
A11: How certain are you that this kind of work is a good choice for you?																	
1. Not at all certain	2.0	2.1	1.6	1.8	2.0	2.2	0.7	2.4	3.0	1.9	2.2	1.5	1.8	1.5	3.4	4.6	
2. Somewhat certain	8.0	8.1	7.5	7.6	10.5	9.8	6.9	7.3	9.0	7.8	7.4	7.9	10.4	6.8	5.5	2.6	
3. Fairly certain	27.2	28.9	25.9	29.6	19.1	28.5	27.3	25.3	29.0	27.4	26.5	24.6	30.6	27.0	29.3	27.9	
4. Very certain	39.7	38.9	40.1	39.2	40.4	35.4	41.0	40.7	41.0	39.6	39.9	41.8	35.0	38.1	41.9	36.8	
5. Completely certain	23.1	22.0	24.9	21.8	28.1	24.1	24.1	24.3	18.1	23.2	24.1	24.3	22.2	26.6	19.9	28.0	
<i>Item 10340 Subject C03</i>	<i>N†</i>	<i>2407</i>	<i>1058</i>	<i>1215</i>	<i>1555</i>	<i>318</i>	<i>521</i>	<i>636</i>	<i>827</i>	<i>423</i>	<i>1697</i>	<i>500</i>	<i>1099</i>	<i>595</i>	<i>241</i>	<i>362</i>	<i>37</i>

†=excludes respondents for whom question was inappropriate.*=less than .05 percent.

QUESTIONNAIRE FORM 4 1997	TOTAL	SEX		RACE		REGION				COLLEGE PLANS?		ILLICIT DRUG USE: LIFETIME					
		M	F	White	Black	NE	NC	S	W	Yes	No	None	Mari- juana Only	Few Pills	More Pills	Any Her- oin	
<i>N (Weighted No. of Cases):</i>	2643	1182	1312	1705	347	573	698	907	466	1847	565	1191	654	269	401	39	
<i>% of Weighted Total:</i>	100.0	44.7	49.6	64.5	13.1	21.7	26.4	34.3	17.6	69.9	21.4	45.0	24.7	10.2	15.2	1.5	
A12: How satisfying do you think this kind of work will be for you?																	
1. Not very satisfying	0.8	1.0	0.5	0.5	1.9	1.4	0.8	0.3	0.6	0.2	2.1	0.4	1.2	-	1.2	4.5	
2. Somewhat satisfying	4.7	5.1	4.0	4.5	4.9	7.3	3.2	4.6	4.2	4.1	5.4	4.9	4.7	4.1	4.7	2.7	
3. Quite satisfying	21.9	24.2	19.3	21.4	23.2	20.6	22.3	20.9	24.6	21.5	23.5	18.8	24.2	24.3	25.3	17.2	
4. Very satisfying	42.1	42.8	41.7	42.8	37.4	40.6	44.2	40.6	43.7	42.1	40.7	43.0	42.4	38.3	40.4	52.4	
5. Extremely satisfying	30.6	26.9	34.5	30.9	32.6	30.0	29.4	33.6	27.0	32.1	28.3	32.9	27.5	33.3	28.4	23.3	
<i>Item 10350 Subject C03, P02</i>	<i>N†</i>	<i>2404</i>	<i>1057</i>	<i>1215</i>	<i>1554</i>	<i>318</i>	<i>522</i>	<i>636</i>	<i>825</i>	<i>420</i>	<i>1695</i>	<i>502</i>	<i>1099</i>	<i>593</i>	<i>242</i>	<i>362</i>	<i>37</i>
A13: To what extent do you think the things listed below will prevent you from getting the kind of work you would like to have?																	
A13A: Your religion																	
1. Not at all	87.9	85.3	90.7	90.4	82.2	88.5	89.0	88.9	83.5	88.3	89.2	87.0	88.7	88.8	90.8	90.0	
2. Somewhat	5.2	7.1	3.3	4.9	5.0	5.5	4.2	4.5	7.6	5.7	3.3	5.3	5.4	4.1	3.8	1.6	
3. A lot	2.0	2.2	1.7	1.2	3.8	1.7	2.2	1.8	2.5	1.7	2.1	2.3	2.0	2.4	1.0	-	
8. Don't know	4.9	5.4	4.4	3.4	9.0	4.2	4.6	4.8	6.4	4.3	5.4	5.3	3.9	4.8	4.4	8.3	
<i>Item 10360 Subject C03, G</i>	<i>N</i>	<i>2573</i>	<i>1149</i>	<i>1289</i>	<i>1677</i>	<i>333</i>	<i>554</i>	<i>680</i>	<i>887</i>	<i>452</i>	<i>1811</i>	<i>549</i>	<i>1166</i>	<i>641</i>	<i>265</i>	<i>388</i>	<i>35</i>
A13B: Your sex																	
1. Not at all	70.6	81.6	60.7	70.9	67.5	68.3	69.8	74.2	67.5	69.2	74.9	71.0	72.1	69.5	70.1	64.0	
2. Somewhat	20.7	10.6	30.5	21.4	21.7	23.0	21.3	18.1	21.8	22.9	15.0	21.3	19.8	20.8	20.4	27.4	
3. A lot	5.2	4.5	5.0	4.9	5.3	5.8	6.1	4.2	4.9	4.7	6.2	3.9	5.3	5.5	6.4	6.4	
8. Don't know	3.6	3.3	3.8	2.8	5.5	2.9	2.7	3.5	5.8	3.2	3.8	3.7	2.9	4.1	3.1	2.3	
<i>Item 10370 Subject C03, D06</i>	<i>N</i>	<i>2573</i>	<i>1149</i>	<i>1290</i>	<i>1676</i>	<i>332</i>	<i>553</i>	<i>680</i>	<i>887</i>	<i>453</i>	<i>1812</i>	<i>549</i>	<i>1166</i>	<i>640</i>	<i>265</i>	<i>389</i>	<i>35</i>
A13C: Your race																	
1. Not at all	72.8	71.9	75.0	85.7	37.3	73.4	76.2	73.2	66.4	72.2	78.6	71.3	70.5	77.9	81.1	83.4	
2. Somewhat	17.3	17.0	17.1	8.9	40.0	15.6	15.4	18.2	20.6	18.1	13.8	17.9	20.1	14.1	12.1	10.0	
3. A lot	6.2	7.6	4.3	3.2	16.8	7.2	5.7	5.1	7.8	6.1	4.6	6.4	5.9	6.0	4.6	4.3	
8. Don't know	3.6	3.6	3.6	2.1	6.0	3.8	2.6	3.5	5.2	3.6	3.0	4.3	3.5	2.0	2.2	2.3	
<i>Item 10380 Subject C03, N02</i>	<i>N</i>	<i>2567</i>	<i>1146</i>	<i>1288</i>	<i>1674</i>	<i>332</i>	<i>551</i>	<i>678</i>	<i>885</i>	<i>452</i>	<i>1808</i>	<i>548</i>	<i>1163</i>	<i>639</i>	<i>264</i>	<i>389</i>	<i>35</i>
A13D: Your family background																	
1. Not at all	82.9	83.3	83.9	87.6	76.2	81.4	84.7	85.6	77.0	84.0	83.6	83.3	84.4	83.8	83.4	75.6	
2. Somewhat	10.0	9.4	10.0	7.3	15.1	11.6	9.1	7.4	14.4	10.0	8.3	9.2	9.4	8.9	10.8	19.6	
3. A lot	2.6	2.5	2.2	1.7	4.1	3.2	2.0	2.9	2.2	1.9	3.1	2.7	2.6	2.8	1.9	2.5	
8. Don't know	4.5	4.8	3.9	3.3	4.5	3.8	4.2	4.1	6.5	4.2	4.9	4.8	3.6	4.5	4.0	2.3	
<i>Item 10390 Subject C03</i>	<i>N</i>	<i>2570</i>	<i>1148</i>	<i>1288</i>	<i>1675</i>	<i>332</i>	<i>553</i>	<i>678</i>	<i>886</i>	<i>453</i>	<i>1811</i>	<i>549</i>	<i>1164</i>	<i>639</i>	<i>265</i>	<i>389</i>	<i>35</i>
A13E: Your political views																	
1. Not at all	76.9	76.8	77.6	80.4	73.6	77.6	80.3	77.1	70.5	76.7	81.4	76.9	81.3	73.9	76.5	72.3	
2. Somewhat	14.1	14.2	13.7	12.9	14.9	13.8	12.5	14.0	17.0	14.6	11.1	13.6	11.3	16.5	16.3	14.8	
3. A lot	2.6	3.0	2.0	2.0	2.3	2.5	1.9	2.3	4.4	2.7	1.4	2.3	2.0	1.7	3.8	1.3	
8. Don't know	6.4	6.0	6.6	4.6	9.1	6.1	5.3	6.6	8.1	6.0	6.1	7.3	5.4	7.9	3.4	11.6	
<i>Item 10400 Subject C03, H01</i>	<i>N</i>	<i>2568</i>	<i>1150</i>	<i>1285</i>	<i>1674</i>	<i>331</i>	<i>552</i>	<i>677</i>	<i>885</i>	<i>453</i>	<i>1808</i>	<i>549</i>	<i>1162</i>	<i>640</i>	<i>266</i>	<i>388</i>	<i>35</i>
A13F: Your education																	
1. Not at all	42.7	42.9	43.4	42.6	44.6	44.7	35.0	50.6	36.2	44.3	36.7	47.0	44.2	39.0	31.9	34.8	
2. Somewhat	23.3	25.8	21.3	24.0	21.0	20.9	26.0	20.3	27.7	21.1	32.8	20.9	20.8	30.3	29.4	24.7	
3. A lot	31.3	28.6	32.6	30.9	31.5	30.8	37.1	26.9	31.6	32.1	27.7	29.5	32.5	28.7	35.5	32.7	
8. Don't know	2.8	2.7	2.7	2.4	2.9	3.6	1.8	2.2	4.5	2.5	2.9	2.6	2.5	2.1	3.1	7.8	
<i>Item 10410 Subject B09, C03</i>	<i>N</i>	<i>2575</i>	<i>1151</i>	<i>1290</i>	<i>1677</i>	<i>334</i>	<i>555</i>	<i>679</i>	<i>887</i>	<i>453</i>	<i>1813</i>	<i>552</i>	<i>1164</i>	<i>642</i>	<i>265</i>	<i>391</i>	<i>35</i>
A13G: Lack of vocational training																	
1. Not at all	50.6	53.1	49.3	52.9	52.8	56.4	47.2	52.0	45.8	52.0	46.8	53.0	47.2	49.2	52.5	45.1	
2. Somewhat	25.1	24.3	25.1	23.9	23.9	19.5	28.3	23.7	29.7	23.3	29.9	24.2	25.4	26.5	23.2	34.2	
3. A lot	14.4	14.3	13.9	13.7	13.3	12.6	14.7	13.6	17.9	13.9	16.5	13.4	16.4	11.0	15.5	18.4	
8. Don't know	9.9	8.3	11.7	9.5	10.0	11.5	9.8	10.7	6.5	10.9	6.9	9.4	11.0	13.4	8.7	2.3	
<i>Item 10420 Subject C03</i>	<i>N</i>	<i>2567</i>	<i>1145</i>	<i>1289</i>	<i>1672</i>	<i>333</i>	<i>552</i>	<i>679</i>	<i>886</i>	<i>449</i>	<i>1810</i>	<i>548</i>	<i>1164</i>	<i>638</i>	<i>265</i>	<i>389</i>	<i>35</i>

†=excludes respondents for whom question was inappropriate.

QUESTIONNAIRE FORM 4 1997	TOTAL	SEX		RACE		REGION				COLLEGE PLANS?		ILLICIT DRUG USE: LIFETIME				
		M	F	White	Black	NE	NC	S	W	Yes	No	None	Mari- juana Only	Few Pills	More Pills	Any Her- oin
<i>N (Weighted No. of Cases):</i>	2643	1182	1312	1705	347	573	698	907	466	1847	565	1191	654	269	401	39
<i>% of Weighted Total:</i>	100.0	44.7	49.6	64.5	13.1	21.7	26.4	34.3	17.6	69.9	21.4	45.0	24.7	10.2	15.2	1.5
A13H: Lack of ability																
1. Not at all	53.2	55.0	52.1	53.8	58.6	53.1	50.0	57.6	49.7	53.6	52.1	54.7	53.4	53.6	51.1	37.1
2. Somewhat	16.4	17.5	15.1	16.5	12.7	15.5	18.6	14.0	18.7	15.3	19.6	14.6	15.9	17.1	20.7	20.6
3. A lot	26.7	24.7	28.7	26.5	26.5	27.8	28.0	25.5	25.9	27.6	24.2	26.5	27.5	27.0	24.9	34.5
8. Don't know	3.7	2.8	4.2	3.2	2.3	3.6	3.4	2.9	5.8	3.5	4.1	4.2	3.2	2.3	3.3	7.8
<i>Item 10430 Subject C03</i>	<i>N</i> 2565	1148	1283	1671	331	551	676	884	453	1807	547	1160	639	265	388	35
A13I: Not knowing the right people																
1. Not at all	38.1	36.2	40.1	38.6	41.1	36.8	40.8	38.1	35.3	35.8	44.0	38.2	38.0	38.2	39.0	33.7
2. Somewhat	42.7	43.4	42.5	43.9	41.1	43.6	41.1	45.0	39.6	45.1	37.4	43.0	41.5	40.8	44.7	45.4
3. A lot	12.9	14.6	10.9	12.0	12.2	14.8	12.0	10.7	16.1	12.6	12.1	11.3	14.1	15.6	12.5	16.8
8. Don't know	6.3	5.7	6.5	5.5	5.6	4.8	6.1	6.1	9.0	6.5	6.5	7.5	6.3	5.4	3.8	4.2
<i>Item 10440 Subject C03</i>	<i>N</i> 2568	1148	1286	1674	333	551	678	886	453	1808	550	1162	640	266	389	35
A13J: Not wanting to work hard																
1. Not at all	53.5	51.8	54.8	53.3	57.8	52.0	52.5	56.4	50.9	53.1	54.8	56.4	53.1	49.9	50.4	37.9
2. Somewhat	11.4	13.5	9.8	11.8	9.3	11.1	10.2	11.7	13.3	11.7	11.3	9.4	11.7	16.2	12.4	28.2
3. A lot	31.9	31.3	32.8	32.1	29.7	33.1	34.0	29.8	31.5	32.3	30.7	31.3	32.0	31.9	33.7	28.0
8. Don't know	3.2	3.5	2.6	2.9	3.3	3.7	3.4	2.2	4.2	2.9	3.2	2.9	3.2	2.0	3.5	6.0
<i>Item 10450 Subject C03, Q07</i>	<i>N</i> 2567	1148	1286	1674	332	550	680	885	452	1807	549	1163	639	265	388	35
A13K: Not wanting to conform																
1. Not at all	47.2	47.6	46.5	47.5	50.3	43.6	47.0	51.3	43.9	46.2	51.3	49.0	47.3	45.4	44.7	45.0
2. Somewhat	22.3	23.3	21.6	24.2	19.5	24.1	22.7	21.4	21.2	23.0	20.9	21.5	23.0	24.7	23.2	14.6
3. A lot	19.2	18.6	19.9	18.8	20.2	21.7	19.0	17.5	19.6	19.6	16.3	17.4	17.7	22.8	22.3	27.8
8. Don't know	11.4	10.5	11.9	9.4	9.9	10.6	11.4	9.9	15.3	11.2	11.5	12.0	12.0	7.1	9.8	12.5
<i>Item 10460 Subject C03, Q08</i>	<i>N</i> 2556	1145	1279	1667	330	545	676	883	453	1801	545	1158	638	265	386	33
A14: If you were to get enough money to live as comfortably as you'd like for the rest of your life, would you want to work?																
1. I would want to work	76.5	70.5	82.3	77.1	70.0	76.8	75.2	76.7	77.8	77.3	75.8	80.4	73.2	80.3	69.2	73.2
2. I would not want to work	23.5	29.5	17.7	22.9	30.0	23.2	24.8	23.3	22.2	22.7	24.2	19.6	26.8	19.7	30.8	26.8
<i>Item 8100 Subject C06</i>	<i>N</i> 2618	1174	1309	1698	344	566	695	896	461	1839	561	1185	648	268	398	39
A15: How much do you agree or disagree with each statement below?																
A15A: One sees so few good or happy marriages that one questions it as a way of life (NOTE: This question was omitted in the questionnaires administered in California, beginning in 1997, due to state requirements.)																
1. Disagree	27.0	27.2	28.1	30.0	21.8	26.5	26.2	28.5	25.1	29.2	23.3	30.7	23.6	26.0	23.2	33.1
2. Mostly disagree	16.1	16.0	16.7	17.9	10.7	16.8	15.4	16.5	15.5	17.2	13.5	14.7	17.5	19.4	16.8	12.8
3. Neither	26.4	29.8	22.9	26.5	25.3	26.2	30.2	23.3	27.9	24.7	30.9	23.9	30.6	27.8	27.0	28.8
4. Mostly agree	19.1	17.0	19.9	17.5	21.9	18.5	18.6	19.3	21.6	18.2	22.2	20.2	17.5	16.4	19.8	10.8
5. Agree	11.3	10.0	12.4	8.2	20.4	12.1	9.7	12.4	10.0	10.7	10.1	10.7	10.9	10.4	13.1	14.5
<i>Item 10470 Subject D03</i>	<i>N</i> 2363	1040	1207	1600	337	555	692	896	219	1643	532	1080	587	242	352	35
A15B: It is usually a good idea for a couple to live together before getting married in order to find out whether they really get along (NOTE: This question was omitted in the questionnaires administered in California, beginning in 1997, due to state requirements.)																
1. Disagree	17.2	13.7	20.2	17.4	17.3	10.1	19.6	20.7	12.7	17.9	16.0	24.8	12.3	10.7	6.9	9.4
2. Mostly disagree	7.3	6.1	8.5	7.3	8.2	6.5	5.2	8.4	11.5	7.8	6.0	8.5	8.3	4.1	4.8	4.0
3. Neither	11.0	10.9	11.2	11.9	7.2	11.3	10.8	10.9	10.8	12.9	6.1	11.8	9.6	11.3	10.9	15.2
4. Mostly agree	24.8	27.8	21.5	24.7	20.7	24.4	26.2	23.9	25.1	25.2	23.1	22.6	26.2	31.2	23.6	22.7
5. Agree	39.7	41.6	38.7	38.7	46.6	47.7	38.1	36.0	39.9	36.2	48.7	32.3	43.6	42.7	53.7	48.6
<i>Item 10480 Subject D03</i>	<i>N</i> 2379	1049	1212	1606	340	565	695	901	218	1650	534	1087	593	242	352	35

DESCRIPTIVE RESULTS: 1997

165

QUESTIONNAIRE FORM 4 1997	TOTAL	SEX		RACE		REGION				COLLEGE PLANS?		ILLICIT DRUG USE: LIFETIME				
		M	F	White	Black	NE	NC	S	W	Yes	No	None	Mari- juana Only	Few Pills	More Pills	Any Her- oin
<i>N (Weighted No. of Cases):</i>	2643	1182	1312	1705	347	573	698	907	466	1847	565	1191	654	269	401	39
<i>% of Weighted Total:</i>	100.0	44.7	49.6	64.5	13.1	21.7	26.4	34.3	17.6	69.9	21.4	45.0	24.7	10.2	15.2	1.5
A15C: Having a close intimate relationship with only one partner is too restrictive for the average person (NOTE: This question was omitted in the questionnaires administered in California, beginning in 1997, due to state requirements.)																
1. Disagree	49.3	42.6	56.1	51.4	48.2	44.4	49.8	51.7	50.4	49.8	50.0	54.4	46.9	43.8	44.4	44.6
2. Mostly disagree	18.9	21.2	17.1	20.1	13.9	20.3	17.9	18.6	19.7	20.2	17.8	16.7	22.1	22.5	19.7	11.5
3. Neither	13.8	14.8	12.0	13.8	13.7	13.8	15.2	12.5	14.3	13.2	14.4	13.2	13.8	14.3	13.8	15.7
4. Mostly agree	11.3	14.2	8.7	9.5	14.1	14.1	10.5	10.3	11.0	10.8	11.1	10.1	10.7	13.0	13.5	16.7
5. Agree	6.7	7.2	6.1	5.2	10.2	7.5	6.7	6.8	4.7	6.0	6.6	5.7	6.5	6.5	8.5	11.5
<i>Item 10490 Subject D03</i>	<i>N</i> 2371	1045	1210	1605	338	559	694	900	218	1649	531	1086	590	240	351	35
A15D: Having a job takes away from a woman's relationship with her husband																
1. Disagree	55.2	42.7	67.0	55.3	61.2	56.4	52.4	57.5	53.6	58.2	48.8	57.1	55.9	49.0	54.6	55.3
2. Mostly disagree	21.9	26.9	17.8	23.6	15.3	24.8	24.0	20.0	18.9	21.3	24.3	21.3	22.0	27.5	21.0	19.9
3. Neither	12.6	16.5	9.0	11.9	12.6	9.8	15.1	11.3	15.0	11.6	14.2	12.3	12.2	10.0	14.8	17.7
4. Mostly agree	7.1	10.1	3.8	6.6	7.1	6.5	5.8	7.2	9.8	6.2	8.3	6.7	7.4	7.3	6.9	3.8
5. Agree	3.1	3.7	2.5	2.6	3.7	2.5	2.7	4.0	2.7	2.8	4.3	2.6	2.5	6.2	2.7	3.3
<i>Item 10500 Subject D05</i>	<i>N</i> 2610	1170	1310	1697	342	559	693	901	457	1842	558	1184	649	267	395	39
A15E: Having a job gives a wife more of a chance to develop herself as a person																
1. Disagree	4.5	5.6	3.3	3.4	7.9	4.6	4.1	5.0	3.8	4.1	4.2	4.1	4.9	4.3	3.6	4.7
2. Mostly disagree	3.1	5.4	1.2	2.7	2.8	2.6	3.1	2.2	5.6	2.3	5.7	3.5	3.1	0.8	4.0	0.9
3. Neither	12.5	17.8	7.3	12.1	9.9	10.4	12.6	13.0	14.1	12.2	13.2	12.1	11.5	11.2	14.3	13.4
4. Mostly agree	27.2	32.5	21.7	29.7	21.3	27.6	30.1	23.6	29.2	26.5	28.3	24.9	30.6	31.5	25.3	30.3
5. Agree	52.7	38.8	66.5	52.0	58.1	54.9	50.2	56.2	47.2	54.9	48.6	55.3	49.9	52.2	52.9	50.7
<i>Item 10510 Subject D05</i>	<i>N</i> 2615	1174	1309	1699	342	562	693	901	459	1842	560	1188	648	268	396	39
A15F: Being a father and raising children is one of the most fulfilling experiences a man can have																
1. Disagree	2.7	3.6	1.6	2.0	4.1	2.1	3.2	1.8	4.0	2.7	2.7	3.0	1.7	0.9	2.8	13.7
2. Mostly disagree	2.8	3.6	2.1	2.9	1.4	3.1	2.1	3.5	2.0	2.8	2.5	1.9	2.8	3.1	4.7	2.1
3. Neither	18.6	17.9	19.3	21.3	11.3	21.2	21.4	15.8	16.5	19.3	17.4	16.8	18.2	19.8	25.1	16.5
4. Mostly agree	27.6	27.9	26.7	28.5	21.6	27.7	29.5	24.4	30.9	26.2	31.7	25.8	26.7	32.7	30.6	30.8
5. Agree	48.4	47.0	50.2	45.3	61.6	45.8	43.7	54.5	46.7	49.0	45.6	52.4	50.6	43.5	36.8	36.9
<i>Item 10520 Subject D05</i>	<i>N</i> 2601	1169	1300	1690	340	556	690	898	457	1832	557	1184	642	265	396	39
A15G: Most mothers should spend more time with their children than they do now																
1. Disagree	4.5	4.4	4.3	3.5	8.2	7.1	3.2	4.3	4.0	4.7	3.8	4.4	4.0	4.1	4.2	16.9
2. Mostly disagree	7.1	8.2	6.2	8.4	3.3	8.0	8.0	6.0	6.9	7.2	7.4	6.8	8.4	7.4	6.8	1.7
3. Neither	23.9	27.8	20.6	25.4	17.8	28.1	22.7	21.5	25.4	24.2	22.8	22.5	22.8	28.8	27.0	29.9
4. Mostly agree	32.6	31.1	33.7	33.8	29.1	29.9	33.5	32.0	35.8	34.1	30.8	33.9	32.8	28.1	32.9	26.6
5. Agree	31.8	28.4	35.1	28.9	41.7	26.9	32.6	36.2	28.0	29.8	35.3	32.5	32.1	31.7	29.0	24.9
<i>Item 10530 Subject D05</i>	<i>N</i> 2609	1169	1308	1699	341	557	693	900	459	1838	560	1186	646	267	396	38
A15H: If a wife works, her husband should take a greater part in housework and child-care																
1. Disagree	6.5	8.0	4.8	5.8	8.7	6.5	7.1	6.1	6.3	6.1	7.3	6.2	6.8	4.5	6.6	12.9
2. Mostly disagree	5.4	5.6	4.7	5.0	4.3	4.8	5.2	5.0	7.1	4.6	7.5	4.6	6.1	5.8	5.9	1.2
3. Neither	14.3	17.2	12.0	14.7	11.8	18.0	12.9	13.7	13.0	14.2	14.8	12.9	15.1	11.3	19.1	13.1
4. Mostly agree	32.3	36.0	29.2	33.1	27.3	29.8	34.4	29.5	37.9	32.6	31.1	31.2	32.3	37.2	32.4	44.4
5. Agree	41.6	33.2	49.3	41.3	47.9	41.0	40.4	45.8	35.7	42.5	39.3	45.1	39.7	41.3	36.1	28.4
<i>Item 10540 Subject D05</i>	<i>N</i> 2609	1173	1304	1698	341	558	692	900	459	1837	561	1183	646	269	396	39

MONITORING THE FUTURE

QUESTIONNAIRE FORM 4 1997	TOTAL	SEX		RACE		REGION				COLLEGE PLANS?		ILLICIT DRUG USE: LIFETIME				
		M	F	White	Black	NE	NC	S	W	Yes	No	None	Mari- juana Only	Few Pills	More Pills	Any Her- oin
<i>N (Weighted No. of Cases):</i>	2643	1182	1312	1705	347	573	698	907	466	1847	565	1191	654	269	401	39
<i>% of Weighted Total:</i>	100.0	44.7	49.6	64.5	13.1	21.7	26.4	34.3	17.6	69.9	21.4	45.0	24.7	10.2	15.2	1.5
A16: How much TV do you estimate you watch on an average weekday?																
1. None	5.2	5.2	5.1	5.3	1.4	5.3	3.8	5.8	5.8	5.0	5.7	4.4	4.7	5.3	7.1	12.7
2. Half-hour or less	15.3	15.9	15.2	18.8	6.7	13.7	17.7	15.5	13.2	17.0	12.0	14.7	16.1	12.9	19.7	7.6
3. About one hour	20.7	20.5	21.0	23.5	9.2	21.8	18.5	19.1	25.6	20.6	19.8	19.6	20.9	24.7	21.3	27.1
4. About two hours	21.6	20.2	23.3	23.4	18.0	21.6	23.4	20.9	20.1	22.7	19.1	20.8	23.2	24.5	19.5	15.3
5. About three hours	15.6	16.6	14.8	15.3	17.4	19.1	16.7	14.0	12.9	14.8	16.8	15.9	15.5	16.4	13.6	28.1
6. About four hours	9.3	8.9	9.5	6.5	15.8	8.9	9.4	9.1	9.8	8.3	12.4	10.3	8.9	6.9	9.0	-
7. Five hours or more	12.4	12.7	11.2	7.2	31.5	9.6	10.6	15.5	12.5	11.5	14.1	14.4	10.8	9.2	9.7	9.2
<i>Item 10550 Subject C07</i>	<i>N</i> 2613	1177	1308	1699	343	562	692	900	459	1845	562	1186	648	269	398	39
A17: In the past year, how many books have you read just because you wanted to—that is, without their being assigned?																
1. None	24.6	31.3	18.6	25.8	25.3	23.9	26.7	25.2	20.9	21.7	32.9	23.4	29.8	22.7	21.3	27.5
2. One	16.5	16.4	16.0	16.8	12.7	15.5	17.7	16.2	16.5	15.6	17.9	16.3	15.4	15.1	18.7	7.0
3. Two to five	35.9	32.5	38.7	33.0	41.7	38.7	29.6	36.7	40.4	37.9	28.3	36.3	35.3	37.0	36.1	23.6
4. Six to nine	10.2	10.2	9.9	9.7	11.1	9.0	12.4	8.5	11.5	10.9	9.1	9.4	10.5	9.1	10.7	30.1
5. Ten or more	12.9	9.6	16.7	14.7	9.2	13.0	13.7	13.3	10.8	13.9	11.7	14.5	8.9	16.1	13.2	11.8
<i>Item 10560 Subject C07</i>	<i>N</i> 2606	1174	1309	1698	343	561	692	895	458	1840	562	1191	647	267	397	39
A18: Some people think about what's going on in government very often, and others are not that interested. How much of an interest do you take in government and current events?																
1. No interest at all	10.0	10.9	8.8	10.0	10.5	10.7	12.1	8.7	8.5	7.5	16.4	8.8	10.6	11.4	11.4	17.6
2. Very little interest	25.1	23.6	26.7	25.3	22.2	28.2	24.2	24.7	23.3	24.0	29.7	25.6	22.3	30.5	23.9	36.6
3. Some interest	44.6	42.8	46.8	45.1	46.0	41.8	45.2	45.5	45.3	45.7	43.9	45.8	47.5	42.1	41.8	15.5
4. A lot of interest	14.3	15.5	12.9	13.7	13.9	13.7	13.2	14.8	15.7	15.8	7.0	13.3	14.8	11.5	17.7	20.4
5. A very great interest	6.0	7.1	4.8	6.0	7.4	5.6	5.3	6.2	7.2	7.0	3.0	6.5	4.8	4.5	5.1	9.9
<i>Item 6330 Subject H01, Q08</i>	<i>N</i> 2604	1176	1307	1698	342	559	691	897	458	1839	563	1191	647	269	396	39
A19: Some people think that there ought to be changes in the amount of influence and power that certain organizations have in our society. Do you think the following organizations should have more influence, less influence, or about the same influence as they have now?																
How much influence should there be for . . .																
A19A: Large corporations?																
1. Much less	6.5	8.4	4.9	7.1	5.3	7.7	7.7	4.9	6.4	6.6	6.0	5.8	4.7	9.7	7.4	21.1
2. Less	24.1	23.5	25.5	27.9	15.6	26.5	22.7	24.5	22.6	26.6	19.6	25.6	25.3	22.4	21.5	20.1
3. Same as now	34.0	36.1	31.8	34.7	30.3	29.5	35.2	35.0	35.6	34.1	32.4	32.6	37.2	36.1	34.4	26.4
4. More	10.2	10.5	9.4	8.7	13.8	10.3	8.9	10.5	11.4	8.9	13.8	10.2	9.9	8.5	10.2	8.8
5. Much more	3.6	3.6	3.2	1.7	9.1	2.7	3.9	4.8	2.1	3.0	4.4	4.6	1.9	2.4	3.5	1.0
8. No opinion	21.5	17.9	25.4	19.8	25.8	23.3	21.6	20.2	21.9	20.8	23.8	21.2	21.0	20.9	23.0	22.6
<i>Item 10570 Subject K03</i>	<i>N</i> 2589	1171	1298	1689	344	550	690	893	456	1829	561	1183	645	267	395	38
A19B: Major labor unions?																
1. Much less	4.0	6.0	2.3	4.4	3.6	4.7	4.3	3.6	3.4	3.9	4.6	3.4	4.1	7.3	2.7	7.0
2. Less	14.1	16.0	12.1	17.1	6.9	10.5	17.2	14.8	12.4	15.5	12.0	14.7	14.5	14.8	13.6	5.9
3. Same as now	32.2	34.1	31.1	35.2	25.5	32.3	31.3	33.4	31.1	32.0	31.7	33.3	33.4	29.1	31.4	29.4
4. More	21.2	20.4	21.6	18.2	27.8	22.9	19.7	20.1	23.5	20.7	22.1	20.6	21.5	23.2	20.3	10.3
5. Much more	6.3	6.9	5.3	3.8	10.4	7.5	5.5	6.0	6.4	5.8	7.2	6.2	6.2	4.5	6.7	7.2
8. No opinion	22.3	16.7	27.5	21.4	25.9	22.1	22.0	22.1	23.1	22.1	22.4	21.8	20.4	21.1	25.3	40.2
<i>Item 10580 Subject K03</i>	<i>N</i> 2578	1168	1290	1686	342	545	688	892	453	1822	560	1177	642	267	393	39
A19C: Churches and religious organizations?																
1. Much less	7.3	9.1	5.7	8.9	1.6	8.9	5.9	7.1	7.8	8.3	4.5	6.3	5.8	10.6	8.2	25.5
2. Less	10.0	11.4	9.1	12.1	2.8	13.0	10.2	7.5	10.8	10.9	7.3	7.4	11.1	11.5	14.7	17.4
3. Same as now	27.5	27.0	27.7	29.1	17.9	33.0	27.8	22.5	30.1	27.2	28.2	25.0	30.7	28.4	31.3	19.7
4. More	23.5	20.3	26.3	23.7	22.6	19.3	25.0	26.7	20.2	23.4	23.2	25.3	23.2	25.8	17.9	9.3
5. Much more	18.3	17.5	19.1	13.1	41.5	10.7	18.4	23.9	16.4	18.0	18.8	23.0	15.5	12.3	13.0	11.8
8. No opinion	13.4	14.6	12.2	13.0	13.6	15.0	12.7	12.4	14.7	12.1	18.0	13.1	13.7	11.4	14.9	16.4
<i>Item 10590 Subject G, K03</i>	<i>N</i> 2584	1168	1296	1689	341	549	692	888	455	1826	560	1182	641	268	394	39

DESCRIPTIVE RESULTS: 1997

167

QUESTIONNAIRE FORM 4 1997	TOTAL	SEX		RACE		REGION				COLLEGE PLANS?		ILLICIT DRUG USE: LIFETIME				
		M	F	White	Black	NE	NC	S	W	Yes	No	None	Mari- juana Only	Few Pills	More Pills	Any Her- oin
<i>N (Weighted No. of Cases):</i> <i>% of Weighted Total:</i>	2643 100.0	1182 44.7	1312 49.6	1705 64.5	347 13.1	573 21.7	698 26.4	907 34.3	466 17.6	1847 69.9	565 21.4	1191 45.0	654 24.7	269 10.2	401 15.2	39 1.5
A19D: The national news media (TV, magazines, news services)?																
1. Much less	16.5	17.0	16.1	18.8	12.3	16.0	20.1	16.4	11.8	17.2	15.8	17.8	14.3	12.6	18.8	20.3
2. Less	32.4	32.1	33.1	33.8	30.6	31.9	32.6	32.0	33.4	35.4	25.7	34.1	32.7	36.0	25.8	40.2
3. Same as now	28.3	28.1	28.6	29.1	23.9	29.0	24.2	29.1	32.2	27.9	30.2	25.8	30.2	35.4	30.7	11.7
4. More	8.5	9.2	7.7	7.2	9.7	9.1	8.0	8.9	7.8	7.7	7.9	7.0	9.4	8.1	10.6	11.3
5. Much more	4.5	4.0	4.7	2.3	8.9	4.5	4.3	4.4	5.1	3.8	5.7	5.1	3.6	2.2	4.9	0.9
8. No opinion	9.8	9.5	9.8	8.8	14.6	9.4	10.9	9.2	9.8	8.0	14.7	10.2	9.7	5.7	9.2	15.6
<i>Item 10600 Subject K03</i>	<i>N 2582</i>	<i>1167</i>	<i>1294</i>	<i>1688</i>	<i>341</i>	<i>550</i>	<i>690</i>	<i>886</i>	<i>456</i>	<i>1830</i>	<i>555</i>	<i>1180</i>	<i>643</i>	<i>266</i>	<i>395</i>	<i>39</i>
A19E: The Presidency and the administration?																
1. Much less	5.6	7.1	4.3	6.7	2.8	5.5	6.6	6.0	3.3	5.2	6.4	3.4	5.6	9.8	8.5	13.9
2. Less	11.7	11.9	11.5	12.4	11.1	12.0	11.8	10.5	13.3	11.0	13.5	10.1	12.7	12.8	14.7	13.9
3. Same as now	39.6	43.5	36.6	42.1	37.5	37.6	39.4	41.2	39.3	41.9	35.5	40.8	38.9	38.0	42.0	34.0
4. More	18.1	16.1	19.2	17.9	15.3	21.0	18.6	16.8	16.6	18.7	14.7	18.8	18.6	18.3	15.1	4.3
5. Much more	9.0	8.7	9.1	6.9	12.8	8.6	7.8	10.9	7.5	8.8	9.1	9.6	8.7	8.3	6.1	9.6
8. No opinion	16.0	12.6	19.3	14.0	20.6	15.2	15.8	14.7	20.0	14.3	20.8	17.4	15.4	12.8	13.6	24.4
<i>Item 10610 Subject H04, K03</i>	<i>N 2582</i>	<i>1169</i>	<i>1293</i>	<i>1686</i>	<i>342</i>	<i>547</i>	<i>690</i>	<i>889</i>	<i>456</i>	<i>1826</i>	<i>559</i>	<i>1180</i>	<i>641</i>	<i>268</i>	<i>393</i>	<i>39</i>
A19F: The Congress—that is, the U.S. Senate and House of Representatives?																
1. Much less	5.5	7.6	3.7	6.0	4.4	5.7	6.2	5.5	4.2	4.3	8.6	3.9	4.1	6.9	9.4	25.4
2. Less	12.7	13.0	12.8	13.2	11.8	15.8	11.4	12.3	12.1	13.8	9.8	10.6	14.1	17.3	14.8	12.0
3. Same as now	39.2	41.1	38.0	41.9	36.8	39.2	38.3	40.6	38.0	41.2	36.9	40.9	39.1	34.3	41.4	22.7
4. More	16.4	15.9	15.4	15.7	14.2	14.5	17.3	15.4	18.9	15.9	14.5	16.9	15.1	21.2	13.5	1.7
5. Much more	7.1	6.9	7.2	5.5	9.1	6.4	6.4	9.3	4.5	6.9	6.9	7.8	7.7	5.9	3.9	5.2
8. No opinion	19.1	15.5	22.8	17.6	23.7	18.3	20.4	17.0	22.3	17.9	23.4	19.8	19.8	14.4	17.1	33.0
<i>Item 10620 Subject H04, K03</i>	<i>N 2585</i>	<i>1167</i>	<i>1297</i>	<i>1689</i>	<i>344</i>	<i>548</i>	<i>691</i>	<i>891</i>	<i>456</i>	<i>1827</i>	<i>561</i>	<i>1183</i>	<i>642</i>	<i>268</i>	<i>395</i>	<i>38</i>
A19G: The U.S. Supreme Court?																
1. Much less	3.8	5.2	2.5	4.4	2.8	4.5	4.1	3.5	3.3	3.2	5.9	2.1	2.8	4.1	7.6	21.9
2. Less	7.0	8.2	6.1	7.4	6.8	8.0	8.4	5.8	6.3	6.5	8.6	6.0	6.8	9.6	9.0	6.3
3. Same as now	41.3	43.4	39.6	43.4	37.6	40.2	40.4	42.5	41.5	43.2	37.5	41.6	42.1	39.8	43.8	27.9
4. More	20.9	19.7	21.5	21.4	18.6	19.0	22.9	20.5	21.0	22.0	16.2	21.8	20.3	23.7	19.1	2.6
5. Much more	8.9	8.9	8.7	7.7	11.4	9.6	7.2	10.6	7.1	8.6	9.0	9.8	10.2	6.2	4.5	14.4
8. No opinion	18.1	14.5	21.7	15.8	22.8	18.7	16.9	17.1	20.9	16.5	22.8	18.6	17.8	16.6	16.1	26.9
<i>Item 10630 Subject H04, K03</i>	<i>N 2582</i>	<i>1168</i>	<i>1293</i>	<i>1689</i>	<i>341</i>	<i>548</i>	<i>691</i>	<i>890</i>	<i>452</i>	<i>1826</i>	<i>559</i>	<i>1181</i>	<i>641</i>	<i>268</i>	<i>393</i>	<i>38</i>
A19H: All the courts and the justice system in general?																
1. Much less	4.0	5.4	2.6	4.6	3.5	4.4	4.1	3.9	3.8	3.3	5.7	2.6	2.8	5.2	7.6	17.6
2. Less	7.8	8.6	6.7	7.6	6.1	8.6	7.3	7.7	7.5	7.1	9.1	6.2	7.6	12.2	9.6	7.9
3. Same as now	38.1	42.9	34.3	40.2	37.4	37.8	40.1	38.3	35.2	39.9	34.7	37.0	39.8	39.2	42.0	25.9
4. More	22.8	20.2	24.7	23.7	20.1	22.0	22.7	22.2	25.0	23.8	19.8	24.3	22.8	21.9	19.7	13.0
5. Much more	9.6	8.2	10.7	8.6	11.0	9.4	9.3	11.1	7.5	9.4	9.2	11.3	8.9	6.5	6.6	9.0
8. No opinion	17.7	14.7	20.9	15.4	21.9	17.8	16.5	16.9	21.0	16.5	21.4	18.5	18.0	15.0	14.4	26.7
<i>Item 10640 Subject H04, K03</i>	<i>N 2584</i>	<i>1169</i>	<i>1296</i>	<i>1691</i>	<i>342</i>	<i>549</i>	<i>689</i>	<i>890</i>	<i>457</i>	<i>1828</i>	<i>561</i>	<i>1184</i>	<i>642</i>	<i>268</i>	<i>394</i>	<i>38</i>
A19I: The police and other law enforcement agencies?																
1. Much less	6.7	9.5	3.9	7.3	7.2	6.8	7.9	5.4	7.5	6.4	7.5	3.2	6.2	10.3	14.1	22.5
2. Less	10.2	12.1	8.3	10.5	10.2	9.1	10.0	10.8	10.7	10.2	9.4	7.4	10.5	13.2	16.3	11.7
3. Same as now	26.3	28.0	25.7	27.3	30.2	27.7	25.3	28.0	23.1	27.3	25.1	27.4	27.3	22.8	26.0	22.7
4. More	26.2	23.0	28.3	27.4	18.6	26.6	28.2	23.3	28.6	27.5	22.3	29.0	24.9	25.4	21.6	21.0
5. Much more	17.5	15.4	19.5	16.1	17.5	15.8	17.1	19.6	16.3	16.6	19.3	19.6	17.3	18.3	10.7	7.2
8. No opinion	12.9	12.1	14.3	11.4	16.3	14.0	11.5	12.9	13.8	12.0	16.4	13.4	13.7	9.9	11.2	14.8
<i>Item 10650 Subject K03</i>	<i>N 2586</i>	<i>1170</i>	<i>1297</i>	<i>1692</i>	<i>343</i>	<i>549</i>	<i>691</i>	<i>890</i>	<i>456</i>	<i>1829</i>	<i>561</i>	<i>1182</i>	<i>643</i>	<i>268</i>	<i>396</i>	<i>39</i>
A19J: The U.S. military?																
1. Much less	6.0	7.3	4.4	6.4	4.1	5.7	6.5	5.5	6.7	6.0	5.4	4.5	6.4	8.0	7.6	10.7
2. Less	10.5	12.7	8.6	10.6	11.4	12.2	10.5	8.4	12.8	11.1	9.0	9.4	10.9	11.6	11.5	26.9
3. Same as now	38.8	37.8	40.5	40.7	39.6	37.6	37.7	42.1	35.6	40.7	35.7	40.8	38.5	37.3	38.2	29.4
4. More	17.3	16.3	17.6	17.9	15.3	18.4	20.3	16.1	13.9	17.0	18.1	18.7	16.3	18.8	15.6	2.6
5. Much more	11.0	13.2	8.9	10.1	9.6	10.9	9.5	11.3	12.6	10.0	12.7	9.8	11.9	11.2	11.9	6.7
8. No opinion	16.3	12.6	20.0	14.3	20.0	15.0	15.4	16.7	18.5	15.3	19.1	16.8	15.9	13.0	15.2	23.7
<i>Item 10660 Subject K03, L04</i>	<i>N 2583</i>	<i>1169</i>	<i>1295</i>	<i>1690</i>	<i>344</i>	<i>548</i>	<i>690</i>	<i>890</i>	<i>455</i>	<i>1829</i>	<i>561</i>	<i>1179</i>	<i>644</i>	<i>268</i>	<i>395</i>	<i>38</i>

QUESTIONNAIRE FORM 4 1997	TOTAL	SEX		RACE		REGION				COLLEGE PLANS?		ILLICIT DRUG USE: LIFETIME				
		M	F	White	Black	NE	NC	S	W	Yes	No	None	Mari- juana Only	Few Pills	More Pills	Any Her- oin
<i>N (Weighted No. of Cases):</i> <i>% of Weighted Total:</i>	2643 100.0	1182 44.7	1312 49.6	1705 64.5	347 13.1	573 21.7	698 26.4	907 34.3	466 17.6	1847 69.9	565 21.4	1191 45.0	654 24.7	269 10.2	401 15.2	39 1.5
The next questions ask your views about drugs.																
A20: Do you think that people (who are 18 or older) should be prohibited by law from doing each of the following?																
A20A: Smoking marijuana (pot, grass) in private																
1. No	47.7	50.8	44.7	48.9	47.7	51.7	44.0	45.9	52.0	47.0	49.7	27.2	59.9	65.3	72.8	68.8
2. Not sure	13.5	11.9	15.5	12.0	14.3	15.4	11.6	13.2	14.7	14.0	13.0	15.4	14.6	9.7	10.1	4.4
3. Yes	38.8	37.3	39.8	39.1	38.0	32.9	44.4	40.9	33.3	39.0	37.3	57.4	25.5	24.9	17.1	26.8
<i>Item 10780 Subject A13a</i>	<i>N 2598</i>	<i>1173</i>	<i>1304</i>	<i>1693</i>	<i>346</i>	<i>559</i>	<i>690</i>	<i>895</i>	<i>455</i>	<i>1836</i>	<i>562</i>	<i>1184</i>	<i>649</i>	<i>268</i>	<i>400</i>	<i>39</i>
A20B: Smoking marijuana in public places																
1. No	20.3	23.3	16.9	18.5	26.8	21.5	19.1	19.1	22.8	18.2	24.0	12.5	22.0	21.0	36.4	32.1
2. Not sure	10.3	11.6	9.2	10.5	8.8	11.0	9.2	9.7	12.1	8.9	14.6	5.1	14.0	13.4	15.0	25.3
3. Yes	69.4	65.1	73.9	70.9	64.5	67.4	71.7	71.1	65.1	72.9	61.4	82.3	64.0	65.6	48.6	42.6
<i>Item 10790 Subject A13a</i>	<i>N 2595</i>	<i>1172</i>	<i>1303</i>	<i>1690</i>	<i>346</i>	<i>558</i>	<i>690</i>	<i>895</i>	<i>452</i>	<i>1834</i>	<i>559</i>	<i>1184</i>	<i>646</i>	<i>268</i>	<i>400</i>	<i>39</i>
A20C: Taking LSD in private																
1. No	26.6	28.9	24.2	26.0	28.2	27.0	25.2	26.2	29.1	24.3	31.4	18.8	23.1	36.0	49.0	30.6
2. Not sure	12.2	10.7	13.6	11.0	13.3	12.4	11.2	12.5	12.8	11.4	14.6	10.4	12.5	12.6	12.6	28.9
3. Yes	61.2	60.3	62.2	63.0	58.5	60.6	63.6	61.2	58.1	64.3	54.0	70.8	64.4	51.4	38.4	40.5
<i>Item 10800 Subject A13a</i>	<i>N 2591</i>	<i>1171</i>	<i>1302</i>	<i>1691</i>	<i>345</i>	<i>556</i>	<i>690</i>	<i>894</i>	<i>452</i>	<i>1833</i>	<i>562</i>	<i>1180</i>	<i>649</i>	<i>268</i>	<i>398</i>	<i>39</i>
A20D: Taking LSD in public places																
1. No	12.9	14.2	10.8	10.9	17.2	13.6	12.1	11.3	16.6	10.5	16.9	10.6	10.8	11.0	22.3	21.9
2. Not sure	6.8	7.2	6.5	5.4	8.7	7.5	6.0	6.4	7.7	5.8	10.2	4.1	5.2	9.1	12.0	25.9
3. Yes	80.3	78.6	82.7	83.7	74.1	78.9	81.8	82.3	75.8	83.7	72.9	85.3	84.0	80.0	65.7	52.2
<i>Item 10810 Subject A13a</i>	<i>N 2587</i>	<i>1172</i>	<i>1297</i>	<i>1691</i>	<i>341</i>	<i>557</i>	<i>690</i>	<i>889</i>	<i>452</i>	<i>1833</i>	<i>557</i>	<i>1174</i>	<i>649</i>	<i>268</i>	<i>400</i>	<i>39</i>
A20E: Taking amphetamines (uppers) or barbiturates (downers) in private																
1. No	28.1	29.4	26.1	27.6	29.9	28.0	28.8	26.6	30.3	25.6	34.7	19.4	25.6	39.3	49.0	45.2
2. Not sure	17.3	14.8	19.8	15.5	18.8	18.0	13.3	19.0	19.2	15.9	19.3	16.1	17.5	20.2	17.1	14.8
3. Yes	54.6	55.8	54.0	57.0	51.2	54.0	57.9	54.3	50.4	58.4	46.1	64.5	56.9	40.5	33.8	40.0
<i>Item 10820 Subject A13a</i>	<i>N 2590</i>	<i>1171</i>	<i>1300</i>	<i>1691</i>	<i>344</i>	<i>554</i>	<i>690</i>	<i>893</i>	<i>454</i>	<i>1832</i>	<i>559</i>	<i>1182</i>	<i>648</i>	<i>265</i>	<i>397</i>	<i>39</i>
A20F: Taking amphetamines or barbiturates in public places																
1. No	14.0	14.5	12.2	11.7	19.4	15.0	14.1	11.7	17.4	11.5	18.9	11.2	11.7	14.0	23.9	24.6
2. Not sure	9.4	9.1	10.0	8.0	10.7	10.4	8.8	9.0	9.9	7.8	14.0	7.4	7.0	10.6	16.3	21.3
3. Yes	76.5	76.4	77.8	80.4	69.9	74.6	77.2	79.2	72.6	80.7	67.1	81.4	81.3	75.5	59.8	54.1
<i>Item 10830 Subject A13a</i>	<i>N 2588</i>	<i>1170</i>	<i>1299</i>	<i>1690</i>	<i>344</i>	<i>553</i>	<i>688</i>	<i>893</i>	<i>454</i>	<i>1831</i>	<i>559</i>	<i>1180</i>	<i>649</i>	<i>266</i>	<i>397</i>	<i>39</i>
A20G: Taking heroin in private																
1. No	20.9	22.7	18.7	18.3	28.9	22.8	21.1	18.7	22.9	18.5	27.5	17.8	18.3	23.3	30.1	39.8
2. Not sure	8.5	7.8	9.4	7.6	9.3	9.1	6.7	10.1	7.3	7.8	9.6	8.5	7.5	8.8	9.1	7.8
3. Yes	70.6	69.5	71.9	74.2	61.8	68.1	72.2	71.3	69.8	73.6	62.9	73.8	74.2	67.9	60.7	52.4
<i>Item 10840 Subject A13a</i>	<i>N 2593</i>	<i>1173</i>	<i>1302</i>	<i>1691</i>	<i>345</i>	<i>558</i>	<i>689</i>	<i>892</i>	<i>455</i>	<i>1834</i>	<i>560</i>	<i>1183</i>	<i>649</i>	<i>267</i>	<i>398</i>	<i>39</i>
A20H: Taking heroin in public places																
1. No	11.6	12.1	10.3	9.0	18.0	12.0	11.8	10.1	13.7	9.5	15.9	10.7	9.3	10.3	15.7	22.2
2. Not sure	4.1	4.3	4.1	3.2	5.7	5.1	4.6	3.4	3.5	3.2	6.5	3.4	2.9	4.6	6.1	16.4
3. Yes	84.3	83.6	85.6	87.8	76.3	82.8	83.6	86.5	82.8	87.3	77.6	85.9	87.8	85.1	78.2	61.3
<i>Item 10850 Subject A13a</i>	<i>N 2590</i>	<i>1171</i>	<i>1303</i>	<i>1691</i>	<i>345</i>	<i>558</i>	<i>685</i>	<i>894</i>	<i>453</i>	<i>1835</i>	<i>558</i>	<i>1183</i>	<i>649</i>	<i>264</i>	<i>398</i>	<i>39</i>
A20I: Getting drunk in private																
1. No	67.4	70.5	64.7	71.3	59.1	71.9	65.0	66.4	67.6	68.6	65.6	54.6	78.0	77.7	79.8	79.0
2. Not sure	12.0	10.0	13.8	10.0	15.2	11.3	11.6	12.0	13.6	12.1	11.7	18.2	6.9	8.9	6.1	1.1
3. Yes	20.5	19.5	21.4	18.7	25.7	16.8	23.4	21.6	18.8	19.4	22.7	27.2	15.1	13.4	14.1	19.9
<i>Item 10860 Subject A13a</i>	<i>N 2587</i>	<i>1170</i>	<i>1300</i>	<i>1689</i>	<i>344</i>	<i>556</i>	<i>686</i>	<i>890</i>	<i>455</i>	<i>1830</i>	<i>560</i>	<i>1180</i>	<i>649</i>	<i>268</i>	<i>398</i>	<i>39</i>

DESCRIPTIVE RESULTS: 1997

169

QUESTIONNAIRE FORM 4 1997	TOTAL	SEX		RACE		REGION				COLLEGE PLANS?		ILLICIT DRUG USE: LIFETIME				
		M	F	White	Black	NE	NC	S	W	Yes	No	None	Mari- juana Only	Few Pills	More Pills	Any Her- oin
<i>N (Weighted No. of Cases):</i>	2643	1182	1312	1705	347	573	698	907	466	1847	565	1191	654	269	401	39
<i>% of Weighted Total:</i>	100.0	44.7	49.6	64.5	13.1	21.7	26.4	34.3	17.6	69.9	21.4	45.0	24.7	10.2	15.2	1.5
A20J: Getting drunk in public places																
1. No	31.7	33.3	28.7	33.9	27.4	37.0	33.3	27.8	30.1	31.0	34.2	20.0	39.1	38.0	45.8	50.4
2. Not sure	16.6	17.2	17.1	17.1	12.1	15.3	17.4	16.5	17.3	16.6	16.0	16.1	15.4	18.1	18.1	19.3
3. Yes	51.7	49.6	54.2	48.9	60.5	47.7	49.3	55.6	52.5	52.4	49.8	63.9	45.4	43.9	36.1	30.3
<i>Item 10870 Subject A13a</i>	<i>N</i> 2588	1170	1301	1690	344	555	687	892	455	1833	558	1180	648	266	398	39
A20K: Smoking tobacco in certain specified public places																
1. No	46.8	48.0	45.2	50.5	34.7	46.0	44.4	48.4	48.5	46.3	50.4	33.4	55.6	54.5	64.9	49.0
2. Not sure	11.9	11.8	11.9	10.5	14.6	11.0	13.5	11.7	10.6	11.2	12.2	14.9	9.8	9.3	6.6	15.0
3. Yes	41.3	40.1	42.8	39.0	50.7	43.0	42.1	39.9	40.9	42.5	37.4	51.6	34.6	36.3	28.5	36.0
<i>Item 10760 Subject A13a</i>	<i>N</i> 2588	1171	1300	1689	344	556	685	892	455	1833	560	1182	647	265	398	39
A21: In particular, there has been a great deal of public debate about whether marijuana use should be legal. Which of the following policies would you favor?																
1. Using marijuana should be entirely legal	30.8	36.1	26.4	33.6	25.7	32.2	28.8	30.0	33.7	29.9	35.8	13.2	39.9	39.1	59.0	55.4
2. It should be a minor violation—like a parking ticket—but not a crime	20.7	19.0	22.1	18.0	26.4	25.0	16.7	19.1	24.8	20.6	20.5	14.8	26.8	29.7	21.0	28.6
3. It should be a crime	34.0	31.7	35.6	35.6	28.1	29.3	40.3	35.3	27.7	35.6	28.8	52.6	19.2	24.2	12.9	10.9
4. Don't know	14.5	13.1	15.9	12.8	19.8	13.5	14.3	15.7	13.8	13.9	14.9	19.4	14.1	7.0	7.1	5.1
<i>Item 10880 Subject A13b</i>	<i>N</i> 2593	1172	1306	1693	342	556	685	895	457	1835	560	1187	646	268	398	39
A22: If it were legal for people to USE marijuana, should it also be legal to SELL marijuana?																
1. No	29.1	26.5	31.6	28.8	26.2	27.3	30.3	29.4	28.8	29.8	26.3	40.9	20.8	22.2	14.4	15.4
2. Yes, but only to adults	44.8	48.0	42.7	46.4	42.5	46.2	43.6	42.7	49.2	45.5	45.0	35.2	53.1	49.3	55.3	78.1
3. Yes, to anyone	12.5	14.3	10.3	11.6	16.6	11.4	15.1	12.4	10.0	11.1	15.9	8.9	12.6	15.2	20.3	2.1
4. Don't know	13.7	11.2	15.3	13.2	14.7	15.1	11.1	15.6	12.1	13.7	12.8	15.0	13.6	13.3	10.0	4.4
<i>Item 10890 Subject A13b</i>	<i>N</i> 2594	1174	1302	1693	344	557	688	895	454	1833	563	1186	648	268	398	39
A23: If marijuana were legal to use and legally available, which of the following would you be most likely to do?																
1. Not use it, even if it were legal and available	56.4	52.5	60.5	53.9	64.1	52.3	54.5	59.9	57.5	58.1	50.9	85.1	36.0	39.8	21.8	14.6
2. Try it	9.1	9.0	9.2	9.3	7.8	9.4	9.8	7.9	10.0	9.9	7.8	7.5	13.2	9.4	7.1	7.6
3. Use it about as often as I do now	18.4	19.6	17.7	21.1	10.4	22.5	15.1	18.4	18.3	18.1	19.2	0.5	28.5	31.2	45.5	34.1
4. Use it more often than I do now	6.1	7.5	4.7	6.5	4.8	5.3	8.5	5.0	5.8	5.6	8.6	0.2	9.5	7.1	14.9	32.4
5. Use it less than I do now	2.0	2.3	1.5	2.0	2.4	1.7	3.2	1.3	2.1	1.7	3.5	0.3	1.2	4.3	6.0	3.7
6. Don't know	7.9	9.3	6.4	7.1	10.4	8.8	8.9	7.4	6.2	6.7	9.9	6.4	11.6	8.2	4.7	7.5
<i>Item 10900 Subject A13b</i>	<i>N</i> 2585	1167	1306	1690	344	554	687	888	456	1829	559	1185	645	266	398	39
B18: On how many occasions (if any) have you used Rohypnol (rophiies, roofies) . . .																
B18A: . . . in your lifetime?																
1. 0 occasions	98.2	97.9	98.6	97.7	100.0	98.9	99.2	96.7	98.8	98.0	98.9	100.0	100.0	97.5	90.9	89.5
2. 1-2	1.2	1.4	0.9	1.6	-	0.8	0.4	2.3	0.7	1.4	0.8	-	-	2.5	5.6	4.2
3. 3-5	0.2	0.2	0.1	0.2	-	0.1	-	0.1	0.5	0.2	-	-	-	-	0.9	2.0
4. 6-9	0.1	0.1	0.1	0.1	-	0.1	-	0.2	-	0.1	0.1	-	-	-	0.6	-
5. 10-19	0.2	0.2	0.2	0.2	-	-	-	0.5	-	0.1	-	-	-	-	1.1	-
6. 20-39	*	0.1	-	0.1	-	-	-	0.1	-	*	-	-	-	-	0.2	1.6
7. 40 or more	0.2	0.2	0.2	0.2	-	-	0.4	0.1	-	0.2	0.2	-	-	-	0.8	2.7
<i>Item 29770 Subject A01a</i>	<i>N</i> 2552	1164	1306	1694	340	543	676	884	450	1827	557	1180	640	266	392	38
B18B: . . . during the last 12 months?																
1. 0 occasions	98.8	98.8	98.9	98.5	100.0	99.4	99.5	97.8	99.2	98.7	99.5	100.0	100.0	98.7	93.9	94.8
2. 1-2	0.7	0.7	0.6	1.0	-	0.6	0.2	1.3	0.4	0.8	0.5	-	-	1.3	3.4	3.6
3. 3-5	0.2	0.3	0.2	0.3	-	-	0.1	0.4	0.3	0.2	-	-	-	-	1.6	-
4. 6-9	*	0.1	-	*	-	-	-	0.1	-	*	-	-	-	-	0.2	-
5. 10-19	0.1	-	0.2	0.1	-	-	0.1	0.2	-	0.1	-	-	-	-	0.6	-
6. 20-39	0.1	0.1	0.1	0.1	-	-	-	0.2	-	0.1	-	-	-	-	0.3	1.6
7. 40 or more	-	-	-	-	-	-	-	-	-	-	-	-	-	-	-	-
<i>Item 29780 Subject A01b</i>	<i>N</i> 2552	1164	1306	1694	340	543	676	884	450	1827	557	1180	640	266	392	38

*=less than .05 percent.

MONITORING THE FUTURE

QUESTIONNAIRE FORM 4 1997	TOTAL	SEX		RACE		REGION				COLLEGE PLANS?		ILLICIT DRUG USE: LIFETIME					
		M	F	White	Black	NE	NC	S	W	Yes	No	None	Mari- juana Only	Few Pills	More Pills	Any Her- oin	
<i>N (Weighted No. of Cases):</i>	2643	1182	1312	1705	347	573	698	907	466	1847	565	1191	654	269	401	39	
<i>% of Weighted Total:</i>	100.0	44.7	49.6	64.5	13.1	21.7	26.4	34.3	17.6	69.9	21.4	45.0	24.7	10.2	15.2	1.5	
B18C: . . . during the last 30 days?																	
1. 0 occasions	99.7	99.8	99.7	99.7	100.0	100.0	99.8	99.4	100.0	99.8	100.0	100.0	100.0	100.0	98.5	98.4	
2. 1-2	0.2	0.2	0.2	0.3	-	-	0.2	0.5	-	0.2	-	-	-	-	1.4	-	
3. 3-5	-	-	-	-	-	-	-	-	-	-	-	-	-	-	-	-	
4. 6-9	*	-	*	-	-	-	-	0.1	-	*	-	-	-	-	0.2	-	
5. 10-19	*	0.1	-	*	-	-	-	0.1	-	-	-	-	-	-	-	1.6	
6. 20-39	-	-	-	-	-	-	-	-	-	-	-	-	-	-	-	-	
7. 40 or more	-	-	-	-	-	-	-	-	-	-	-	-	-	-	-	-	
<i>Item 29790 Subject A01c</i>	<i>N</i>	2552	1164	1306	1694	340	543	676	884	450	1827	557	1180	640	266	392	38
The next questions ask about a number of different things.																	
D01A: Think about the kinds of paid jobs that people your age usually have. If you could work just the number of hours that you wanted, how many hours per week would you PREFER to work during the school year?																	
1. None	7.9	10.3	5.9	8.7	6.6	9.2	6.6	9.0	6.4	8.5	6.2	8.0	8.8	6.0	5.3	13.9	
2. 5 or less hours	4.4	4.2	4.5	4.3	5.0	5.0	3.1	4.3	6.2	4.6	4.2	5.8	3.4	3.4	2.0	-	
3. 6-10	9.8	9.0	10.6	10.2	8.1	10.3	7.9	9.2	13.1	11.3	4.6	11.0	8.8	13.3	6.7	2.6	
4. 11-15	13.8	10.8	16.1	15.3	6.4	13.1	14.7	13.6	13.6	15.0	10.1	14.0	13.2	17.0	13.3	2.5	
5. 16-20	22.0	19.8	23.9	23.5	19.2	20.5	25.3	20.7	21.2	22.8	20.2	22.6	21.0	21.0	22.5	31.6	
6. 21-25	13.1	14.3	12.7	13.0	11.6	12.6	12.7	14.0	12.7	12.8	14.2	11.6	14.9	13.0	14.5	17.6	
7. 26-30	12.1	13.3	11.0	10.7	17.9	11.6	13.2	12.5	10.1	11.3	14.3	10.4	12.6	12.0	17.1	13.8	
8. 31 or more hours	11.2	12.8	9.6	9.3	16.9	11.1	11.3	11.1	11.3	8.5	19.5	10.3	11.6	9.3	14.6	13.2	
9. Don't know, can't say	5.7	5.5	5.7	5.0	8.4	6.7	5.2	5.7	5.3	5.2	6.7	6.2	5.6	5.0	4.1	4.8	
<i>Item 25800 Subject C04</i>	<i>N</i>	2445	1115	1249	1653	314	493	660	853	439	1800	544	1138	602	254	375	38
D01B: How many hours per week do you think your PARENTS would prefer that you work in a paid job during the school year?																	
1. None	12.9	13.8	12.0	13.0	9.0	11.5	9.4	15.4	14.9	14.6	6.3	14.6	11.9	11.5	10.6	9.0	
2. 5 or less hours	5.3	4.1	6.2	4.6	6.2	7.1	1.8	5.4	8.3	5.5	4.0	7.3	3.2	4.3	2.8	5.8	
3. 6-10	11.1	8.9	12.9	11.8	7.8	8.9	10.0	11.3	14.8	12.7	6.0	12.2	10.6	15.2	5.6	4.5	
4. 11-15	14.2	13.2	15.6	15.4	12.5	16.7	14.5	13.4	12.6	16.2	8.7	14.6	14.4	14.4	15.0	5.4	
5. 16-20	19.0	17.9	20.2	20.3	19.2	18.9	24.9	17.6	12.8	18.0	22.2	17.1	21.0	19.6	19.6	20.9	
6. 21-25	10.0	10.3	9.7	9.5	10.8	10.6	11.7	9.0	8.7	8.2	14.9	9.6	10.9	7.7	11.7	10.9	
7. 26-30	5.4	6.7	4.2	5.0	5.6	4.3	5.9	5.6	5.4	4.9	7.6	4.2	5.2	5.4	9.6	2.1	
8. 31 or more hours	7.5	10.3	4.7	6.7	11.0	6.6	8.6	7.8	6.6	6.7	10.4	5.9	8.8	8.3	9.0	18.6	
9. Don't know, can't say	14.6	14.7	14.5	13.7	17.9	15.3	13.1	14.5	16.0	13.1	19.9	14.4	13.8	13.5	16.1	22.9	
<i>Item 25810 Subject C04, M03</i>	<i>N</i>	2439	1109	1249	1647	315	490	656	855	438	1797	541	1134	602	252	373	38
D02A: Which best describes your recent employment experience?																	
1. I have a paid job right now	59.6	57.3	62.4	63.0	49.9	62.3	63.7	57.5	54.7	58.2	62.8	58.7	59.0	63.6	62.7	54.9	
2. No paid job now, but I had one during the past 3 months	11.2	12.7	9.5	9.6	17.1	11.5	8.5	10.7	16.1	11.4	10.6	10.1	10.9	11.1	14.1	19.0	
3. No paid job in the past 3 months—GO TO Q.D10	20.5	23.0	18.1	20.8	23.2	17.5	23.1	21.9	17.5	21.6	18.0	19.7	23.3	19.9	18.1	26.0	
4. Never had a paid job—GO TO Q.D10	8.6	7.0	10.0	6.6	9.7	8.7	4.8	9.9	11.7	8.8	8.5	11.6	6.7	5.4	5.1	-	
<i>Item 21530 Subject C01</i>	<i>N</i>	2411	1101	1233	1639	306	489	652	841	428	1779	534	1119	598	251	370	35

QUESTIONNAIRE FORM 4 1997	TOTAL	SEX		RACE		REGION				COLLEGE PLANS?		ILLICIT DRUG USE: LIFETIME				
		M	F	White	Black	NE	NC	S	W	Yes	No	None	Mari- juana Only	Few Pills	More Pills	Any Her- oin
<i>N (Weighted No. of Cases):</i>	2643	1182	1312	1705	347	573	698	907	466	1847	565	1191	654	269	401	39
<i>% of Weighted Total:</i>	100.0	44.7	49.6	64.5	13.1	21.7	26.4	34.3	17.6	69.9	21.4	45.0	24.7	10.2	15.2	1.5
D02B: Which of the job categories below comes closest to the kind of work you have done for pay on your current (or most recent) job? (If more than one kind of work, choose the one where you worked the most hours. Do not include work around the house.)																
01. Have not worked for pay	1.1	0.9	1.4	0.5	1.0	1.1	0.6	1.3	1.9	1.1	1.4	1.7	0.1	-	0.3	-
02. Lawn or yard work	2.1	4.2	0.4	2.6	0.8	2.4	2.1	2.6	1.0	2.1	2.3	2.2	1.8	4.2	1.2	1.5
03. Fast food worker	13.7	15.2	11.9	10.9	27.1	7.7	16.8	14.9	13.4	12.9	14.4	14.9	11.2	11.6	13.2	10.5
04. Waiter or waitress	6.1	3.0	9.1	6.7	3.4	9.0	6.8	5.0	3.9	6.3	6.0	4.3	7.4	7.5	9.1	4.7
05. Other restaurant worker	8.9	10.8	7.6	9.7	9.5	7.8	10.0	8.0	10.6	9.4	8.4	8.0	9.0	8.8	12.8	-
06. Newspaper route	0.3	0.5	0.1	0.4	0.1	0.7	-	0.5	-	0.2	0.5	0.2	0.5	-	0.5	1.8
07. Babysitting or childcare	5.8	1.7	9.5	5.4	9.0	6.4	4.5	4.9	8.9	6.4	4.8	6.5	6.7	5.1	3.6	2.5
08. Farm or agricultural work	3.9	7.4	1.0	5.1	0.6	3.1	5.6	3.7	2.8	2.7	7.7	4.7	2.5	1.5	5.1	3.1
09. Store clerk or salesperson	26.2	20.7	31.2	27.3	18.4	29.2	21.2	28.6	26.2	28.8	20.2	25.9	27.7	31.1	22.6	38.8
10. Office or clerical	8.1	4.7	11.3	6.9	7.5	8.3	6.0	7.5	12.6	9.8	3.5	9.1	8.3	8.1	6.7	-
11. Odd jobs	2.6	3.9	1.5	2.6	3.2	1.8	3.5	2.7	1.7	2.0	3.1	2.3	3.1	1.4	3.5	3.0
12. Other	21.0	27.2	15.0	21.9	19.5	22.6	22.9	20.4	17.1	18.4	27.7	20.2	21.8	20.7	21.5	34.1
<i>Item 25160 Subject C01</i>	<i>N†</i>	1683	773	864	1161	344	468	578	293	1222	385	771	400	183	277	26
D02C: All things considered, how satisfied are (were) you with that job?																
1. Completely dissatisfied	5.9	7.1	4.9	5.3	8.9	5.1	6.7	6.3	4.8	5.2	7.3	6.0	4.6	4.4	6.9	6.8
2. Quite dissatisfied	8.0	9.9	6.4	7.4	8.7	8.9	8.2	7.7	7.4	7.3	10.8	8.0	4.9	11.8	10.7	2.9
3. Somewhat dissatisfied	9.0	10.5	7.7	8.1	8.3	7.1	10.1	8.7	10.2	9.2	7.7	8.9	8.0	8.3	9.6	18.3
4. Neither or mixed feelings	15.8	13.7	17.2	16.9	12.9	16.9	15.6	14.9	16.7	15.5	17.0	14.1	19.3	14.9	18.3	3.9
5. Somewhat satisfied	25.0	24.2	26.1	25.1	27.5	24.5	26.4	25.8	21.5	25.4	23.5	23.1	26.3	28.1	24.6	33.8
6. Quite satisfied	25.5	24.0	26.4	25.8	24.4	30.0	22.8	23.8	27.7	26.3	24.8	27.1	28.0	21.7	22.0	22.1
7. Completely satisfied	10.8	10.6	11.1	11.5	9.2	7.5	10.2	12.8	11.7	11.1	8.8	12.9	8.9	10.9	7.9	12.2
<i>Item 10910 Subject C01, P02</i>	<i>N†</i>	1614	719	847	1146	337	456	545	275	1177	361	735	390	177	267	27
The next questions are about your present or most recent paid job. (If you presently hold more than one paid job, answer for the more important one.)																
D03: On the average, how many hours per week do (did) you work on this particular job?																
1. 5 or less hours	6.8	7.2	6.4	6.5	7.4	5.7	5.6	6.9	9.9	7.3	5.9	8.1	6.6	6.8	3.6	2.9
2. 6 to 10 hours	12.0	10.5	13.4	11.8	11.7	14.7	10.4	10.3	14.5	13.0	9.4	15.0	8.4	10.9	10.7	-
3. 11 to 15 hours	16.6	14.4	18.8	16.8	11.9	18.9	15.4	14.4	19.9	18.6	11.5	15.8	20.0	19.2	12.1	18.7
4. 16 to 20 hours	19.6	16.3	22.5	21.1	14.4	21.0	20.4	19.9	16.0	20.1	17.5	17.5	18.9	29.5	21.2	15.4
5. 21 to 25 hours	18.2	18.6	18.6	17.2	23.8	17.7	16.6	20.4	17.3	17.2	20.5	18.1	19.2	15.9	17.6	18.7
6. 26 to 30 hours	13.6	15.5	11.3	13.8	15.6	10.3	15.4	16.2	9.7	12.1	18.2	12.4	14.6	8.3	18.1	25.5
7. 31 to 35 hours	5.6	6.8	4.5	5.1	6.0	4.9	7.9	4.4	4.9	5.0	7.3	5.3	4.7	3.8	8.8	7.3
8. 36 or more hours	7.6	10.6	4.5	7.7	9.2	6.7	8.3	7.6	7.8	6.7	9.7	7.8	7.5	5.7	7.9	11.6
<i>Item 21540 Subject C01</i>	<i>N†</i>	1779	819	907	1236	367	500	604	308	1289	410	807	433	195	292	28
D04: About how old is (was) your supervisor?																
1. Age 20 or younger	2.3	2.8	1.5	1.7	5.0	3.0	2.2	1.8	2.5	2.3	2.0	2.4	2.7	1.7	1.7	4.3
2. 21 to 25	12.3	13.3	11.1	10.9	17.7	9.5	13.6	12.6	13.0	12.7	10.1	12.6	13.1	8.0	12.7	19.9
3. 26 to 30	23.8	24.2	23.4	23.0	24.9	26.0	19.4	24.5	27.0	23.5	25.8	23.2	23.6	24.4	23.8	29.0
4. 31 or older	61.6	59.7	63.9	64.4	52.4	61.5	64.8	61.1	57.5	61.6	62.1	61.8	60.6	66.0	61.8	46.8
<i>Item 21550 Subject C01, M02</i>	<i>N†</i>	1768	804	910	1235	365	505	595	304	1278	411	796	431	196	294	28
D05: How many of the other workers are within 2 or 3 years of your own age?																
1. None	19.3	20.5	18.3	20.0	12.7	22.4	17.8	18.4	19.8	18.7	20.5	20.2	20.4	16.7	16.6	25.7
2. A few	29.8	28.0	31.7	28.5	35.0	25.4	27.9	31.4	35.2	29.0	33.1	29.6	32.2	31.5	27.2	21.7
3. About half	17.4	16.2	18.3	17.5	18.5	18.2	17.6	17.9	15.4	18.4	15.8	16.2	17.3	16.6	20.0	17.8
4. Most	17.3	17.6	17.3	17.3	16.4	19.4	18.2	16.4	15.0	17.1	17.2	16.3	19.3	18.1	16.9	17.0
5. Nearly all	11.9	12.4	10.9	12.3	11.5	12.3	13.7	10.8	10.3	12.4	8.9	13.6	8.2	10.5	13.6	12.9
6. All	4.3	5.4	3.4	4.4	5.9	2.2	4.8	5.2	4.3	4.4	4.5	4.1	2.6	6.6	5.8	5.0
<i>Item 21560 Subject C01</i>	<i>N†</i>	1770	803	911	1235	363	503	598	306	1274	414	801	428	196	293	28

†=excludes respondents for whom question was inappropriate.

QUESTIONNAIRE FORM 4 1997	TOTAL	SEX		RACE		REGION				COLLEGE PLANS?		ILLICIT DRUG USE: LIFETIME					
		M	F	White	Black	NE	NC	S	W	Yes	No	None	Mari- juana Only	Few Pills	More Pills	Any Her- oin	
<i>N (Weighted No. of Cases):</i>	2643	1182	1312	1705	347	573	698	907	466	1847	565	1191	654	269	401	39	
<i>% of Weighted Total:</i>	100.0	44.7	49.6	64.5	13.1	21.7	26.4	34.3	17.6	69.9	21.4	45.0	24.7	10.2	15.2	1.5	
D06: To what extent does (did) this job . . .																	
D06A: Use your skills and abilities—let you do the things you do best?																	
1. Not at all	18.2	19.1	17.1	17.4	20.5	20.1	15.1	20.2	16.9	17.7	19.9	15.2	17.9	28.2	18.8	30.8	
2. A little	27.9	28.5	28.4	29.5	22.3	24.8	29.8	27.3	29.4	29.0	26.4	27.9	29.0	27.5	28.3	16.3	
3. Some extent	26.5	25.5	27.0	26.6	26.4	28.7	29.8	22.5	26.3	26.9	24.0	26.9	28.8	22.0	24.5	27.3	
4. Considerable extent	14.5	14.0	15.2	15.7	10.2	14.8	14.5	14.5	14.0	14.3	14.7	16.3	11.4	11.0	16.0	15.8	
5. A great extent	12.9	12.9	12.3	10.8	20.6	11.6	10.7	15.4	13.5	12.1	14.9	13.7	12.9	11.3	12.4	9.8	
<i>Item 21570 Subject C01</i>	<i>N†</i>	<i>1768</i>	<i>807</i>	<i>908</i>	<i>1237</i>	<i>220</i>	<i>357</i>	<i>504</i>	<i>597</i>	<i>311</i>	<i>1276</i>	<i>413</i>	<i>803</i>	<i>429</i>	<i>193</i>	<i>293</i>	<i>28</i>
D06B: Teach you new skills that will be useful in your future work?																	
1. Not at all	21.7	23.6	20.5	20.8	28.6	23.3	18.8	23.7	20.6	22.3	20.3	20.6	22.4	24.2	22.4	18.8	
2. A little	25.0	24.0	25.5	25.9	20.4	21.6	28.8	24.3	24.2	25.0	24.7	25.3	23.5	29.3	23.6	28.7	
3. Some extent	23.0	23.5	22.6	23.1	22.2	24.2	23.7	21.5	23.8	22.8	23.9	21.8	22.6	20.9	27.3	20.6	
4. Considerable extent	15.8	14.7	17.1	16.7	11.0	17.0	17.5	13.4	16.3	15.9	16.0	15.8	17.1	15.3	14.0	22.1	
5. A great extent	14.5	14.2	14.3	13.4	17.8	14.0	11.3	17.2	15.1	14.0	15.1	16.4	14.4	10.3	12.7	9.8	
<i>Item 21580 Subject C01</i>	<i>N†</i>	<i>1762</i>	<i>803</i>	<i>905</i>	<i>1233</i>	<i>218</i>	<i>357</i>	<i>500</i>	<i>594</i>	<i>311</i>	<i>1274</i>	<i>407</i>	<i>799</i>	<i>426</i>	<i>192</i>	<i>293</i>	<i>28</i>
D06C: Make good use of special skills you learned in technical, vocational, business, or professional studies?																	
1. Not at all	50.9	49.4	53.0	53.8	41.3	53.1	45.5	53.6	51.8	52.8	46.4	48.9	49.5	55.3	55.8	58.5	
2. A little	15.6	15.4	15.8	14.5	16.2	16.7	18.4	13.4	14.0	15.4	16.1	14.8	18.1	15.6	14.7	11.6	
3. Some extent	14.7	16.2	13.4	14.0	17.4	11.1	17.8	11.4	20.5	14.1	16.2	14.4	14.6	16.2	14.1	7.3	
4. Considerable extent	8.5	8.7	8.0	8.8	9.6	8.1	10.2	8.6	6.0	8.3	9.1	9.3	9.4	5.3	7.9	1.4	
5. A great extent	10.2	10.4	9.9	8.9	15.5	11.0	8.1	12.9	7.7	9.4	12.2	12.6	8.4	7.6	7.6	21.2	
<i>Item 21590 Subject C01</i>	<i>N†</i>	<i>1747</i>	<i>801</i>	<i>894</i>	<i>1225</i>	<i>217</i>	<i>351</i>	<i>500</i>	<i>590</i>	<i>306</i>	<i>1264</i>	<i>406</i>	<i>795</i>	<i>424</i>	<i>186</i>	<i>291</i>	<i>28</i>
D06D: Let you get to know people with social backgrounds very different from yours?																	
1. Not at all	17.5	18.4	16.5	18.1	17.1	16.2	18.8	16.8	18.1	18.4	15.7	16.9	17.1	23.7	15.8	24.5	
2. A little	20.0	20.4	19.7	20.0	21.0	21.9	22.5	18.5	16.6	20.0	21.2	20.1	20.9	16.7	20.6	12.8	
3. Some extent	22.9	24.2	21.7	23.3	23.0	21.7	23.7	22.8	23.4	21.9	26.8	22.8	21.2	22.7	25.8	21.6	
4. Considerable extent	19.0	19.0	19.2	18.9	17.5	20.4	17.3	17.7	22.3	17.7	21.7	18.9	19.1	16.8	20.1	17.0	
5. A great extent	20.6	18.0	22.9	19.7	21.4	19.7	17.7	24.3	19.6	22.0	14.6	21.3	21.6	20.1	17.8	24.2	
<i>Item 21600 Subject C01, M05</i>	<i>N†</i>	<i>1755</i>	<i>802</i>	<i>901</i>	<i>1230</i>	<i>217</i>	<i>354</i>	<i>498</i>	<i>594</i>	<i>309</i>	<i>1270</i>	<i>406</i>	<i>796</i>	<i>426</i>	<i>192</i>	<i>290</i>	<i>28</i>
D06E: Let you get to know people over age 30?																	
1. Not at all	10.3	11.3	8.6	9.0	15.2	9.9	11.3	9.6	10.2	9.9	10.5	12.3	9.2	8.7	7.3	13.6	
2. A little	14.9	16.9	13.2	14.6	17.5	13.9	13.1	17.2	14.8	15.3	13.2	14.9	16.5	11.5	15.6	22.1	
3. Some extent	23.8	25.4	22.7	24.1	26.8	21.8	28.7	19.7	25.9	22.1	29.6	23.2	22.1	24.9	27.7	7.1	
4. Considerable extent	22.8	21.8	24.0	23.2	17.2	26.4	21.7	22.0	22.2	23.4	22.4	22.7	22.0	26.7	21.6	26.1	
5. A great extent	28.2	24.6	31.5	29.1	23.3	28.0	25.2	31.5	26.9	29.3	24.3	27.0	30.1	28.1	27.7	31.0	
<i>Item 21610 Subject C01, M02</i>	<i>N†</i>	<i>1751</i>	<i>798</i>	<i>900</i>	<i>1228</i>	<i>215</i>	<i>354</i>	<i>498</i>	<i>591</i>	<i>308</i>	<i>1266</i>	<i>406</i>	<i>790</i>	<i>426</i>	<i>192</i>	<i>291</i>	<i>28</i>
D06F: Cause you stress and tension?																	
1. Not at all	18.3	19.1	17.4	17.4	22.5	20.7	15.7	19.3	17.6	19.1	15.1	20.9	18.7	10.5	15.5	19.7	
2. A little	28.1	28.5	28.7	29.0	26.1	26.4	28.9	28.0	29.2	28.5	28.2	28.9	26.7	31.7	26.5	15.7	
3. Some extent	24.4	25.7	23.1	24.6	19.8	23.5	23.8	23.7	27.5	24.2	24.1	22.3	27.7	28.0	24.2	9.9	
4. Considerable extent	13.6	12.7	13.8	12.8	14.0	12.3	14.6	14.5	11.6	14.3	11.5	13.5	14.0	10.7	15.4	16.1	
5. A great extent	15.7	13.9	17.0	16.1	17.5	17.1	16.9	14.6	14.2	14.0	21.1	14.3	12.9	19.1	18.4	38.7	
<i>Item 21620 Subject C01</i>	<i>N†</i>	<i>1752</i>	<i>799</i>	<i>900</i>	<i>1228</i>	<i>217</i>	<i>355</i>	<i>498</i>	<i>592</i>	<i>308</i>	<i>1267</i>	<i>406</i>	<i>793</i>	<i>424</i>	<i>191</i>	<i>291</i>	<i>28</i>
D06G: Interfere with your education?																	
1. Not at all	45.6	42.6	49.0	46.4	44.6	52.2	42.2	44.4	45.9	47.7	41.4	48.1	49.0	39.8	39.5	41.9	
2. A little	23.1	25.1	21.1	23.5	17.2	21.7	24.8	21.4	25.0	22.5	24.6	22.3	24.7	25.6	23.1	6.7	
3. Some extent	17.9	18.3	17.4	17.6	19.5	14.7	20.0	19.6	15.2	17.1	20.2	16.2	16.6	19.6	21.7	21.9	
4. Considerable extent	8.0	8.0	8.2	7.9	7.3	7.5	7.7	8.1	9.0	7.6	8.6	7.1	6.5	10.5	10.5	21.2	
5. A great extent	5.4	6.0	4.2	4.5	11.4	4.0	5.3	6.5	5.0	5.1	5.1	6.4	3.3	4.6	5.2	8.2	
<i>Item 21630 Subject C01</i>	<i>N†</i>	<i>1749</i>	<i>796</i>	<i>899</i>	<i>1226</i>	<i>217</i>	<i>354</i>	<i>495</i>	<i>592</i>	<i>308</i>	<i>1265</i>	<i>406</i>	<i>791</i>	<i>424</i>	<i>192</i>	<i>290</i>	<i>28</i>

†=excludes respondents for whom question was inappropriate.

QUESTIONNAIRE FORM 4 1997	TOTAL	SEX		RACE		REGION				COLLEGE PLANS?		ILLICIT DRUG USE: LIFETIME					
		M	F	White	Black	NE	NC	S	W	Yes	No	None	Mari- juana Only	Few Pills	More Pills	Any Her- oin	
<i>N (Weighted No. of Cases):</i>	2643	1182	1312	1705	347	573	698	907	466	1847	565	1191	654	269	401	39	
<i>% of Weighted Total:</i>	100.0	44.7	49.6	64.5	13.1	21.7	26.4	34.3	17.6	69.9	21.4	45.0	24.7	10.2	15.2	1.5	
D06H: Interfere with your social life?																	
1. Not at all	24.5	22.6	26.3	21.2	40.6	23.9	20.8	27.9	24.3	26.0	19.4	28.4	27.2	18.2	14.2	30.5	
2. A little	24.8	24.0	25.5	26.4	16.2	27.2	25.1	20.7	29.5	24.8	24.5	26.4	23.3	24.5	25.7	5.8	
3. Some extent	23.5	24.0	23.0	24.2	20.8	24.8	26.2	23.5	17.7	21.8	29.0	19.8	26.3	22.9	28.6	19.8	
4. Considerable extent	14.8	16.5	13.3	15.9	5.7	14.5	14.8	13.8	16.9	14.8	14.8	13.8	11.1	19.4	20.1	17.9	
5. A great extent	12.5	12.9	11.8	12.3	16.8	9.5	13.1	14.1	11.6	12.5	12.3	11.7	12.2	15.0	11.4	26.0	
<i>Item 21640 Subject C01</i>	<i>N†</i>	1744	795	895	1225	213	355	492	588	310	1263	402	790	423	192	288	27
D06I: Interfere with your family life?																	
1. Not at all	40.6	39.0	42.2	37.3	56.5	46.7	36.8	41.9	37.0	42.2	35.3	42.2	44.9	35.0	34.9	34.8	
2. A little	23.4	23.7	23.2	25.4	12.8	22.4	24.3	21.6	26.3	23.3	24.5	24.1	23.7	22.9	23.5	7.5	
3. Some extent	17.8	18.8	16.9	18.2	14.8	15.9	19.2	16.9	19.8	16.6	22.2	16.0	17.0	20.4	21.2	17.5	
4. Considerable extent	10.1	9.3	10.7	11.0	5.6	10.2	10.5	10.1	9.4	10.1	9.2	9.3	8.7	10.8	13.8	10.4	
5. A great extent	8.1	9.1	7.1	8.1	10.2	4.8	9.3	9.5	7.5	7.8	8.9	8.4	5.6	11.0	6.6	29.8	
<i>Item 21650 Subject C01</i>	<i>N†</i>	1749	798	898	1226	217	354	495	590	310	1266	406	792	423	191	292	28
D07: To what extent is (was) this job . . .																	
D07A: An interesting job to do?																	
1. Not at all	18.6	22.5	15.3	18.3	24.2	16.7	21.7	18.3	16.2	17.5	21.5	17.8	16.8	20.2	20.8	35.0	
2. A little	22.9	23.0	23.5	22.8	23.2	23.1	22.3	22.7	24.1	23.7	20.0	20.8	22.5	27.7	25.2	22.1	
3. Some extent	27.9	25.8	29.7	28.3	25.8	30.0	30.1	26.7	24.2	28.6	26.8	27.0	30.6	25.9	28.3	16.8	
4. Considerable extent	16.6	15.1	17.7	16.7	11.4	17.6	13.2	17.4	19.7	16.8	17.4	19.4	15.7	12.8	15.3	4.3	
5. A great extent	14.0	13.5	13.8	13.9	15.4	12.5	12.7	15.0	15.9	13.5	14.4	15.1	14.3	13.4	10.4	21.7	
<i>Item 21660 Subject C01</i>	<i>N†</i>	1746	796	897	1224	216	355	493	590	308	1266	401	789	424	192	291	28
D07B: A job you COULD be happy doing for most of your life?																	
1. Not at all	65.3	62.4	68.7	65.9	65.5	65.4	64.3	69.1	59.4	69.2	53.5	64.2	64.7	69.3	68.4	61.3	
2. A little	12.4	13.3	11.2	12.3	10.4	14.9	12.6	8.3	16.7	12.3	11.9	10.9	15.0	10.9	12.6	21.3	
3. Some extent	10.5	11.8	9.3	10.3	12.5	10.1	11.3	9.6	11.5	9.0	16.0	10.3	10.1	13.7	8.7	8.5	
4. Considerable extent	5.6	5.4	5.6	5.4	5.3	4.7	6.3	5.8	5.0	4.5	9.4	7.0	4.2	3.2	4.4	1.4	
5. A great extent	6.3	7.2	5.1	6.1	6.4	4.8	5.5	7.2	7.4	5.0	9.2	7.6	5.9	2.9	5.9	7.5	
<i>Item 21670 Subject C01</i>	<i>N†</i>	1741	795	893	1218	216	354	489	590	308	1264	399	787	421	192	291	28
D07C: The type of work you EXPECT to be doing for most of your life?																	
1. Not at all	74.5	70.5	78.7	75.9	70.9	74.8	73.0	77.6	70.9	78.7	62.4	73.5	74.5	77.5	78.6	66.4	
2. A little	8.4	9.4	7.7	7.9	6.9	7.6	7.3	7.2	13.3	7.9	9.6	7.4	9.2	9.8	8.3	11.4	
3. Some extent	6.7	8.5	4.9	6.2	11.4	7.6	9.1	5.1	5.2	5.3	11.2	7.4	6.1	8.2	4.7	-	
4. Considerable extent	4.9	5.8	3.7	5.2	4.0	6.0	5.5	3.9	4.8	4.3	7.4	5.2	4.4	1.0	5.6	17.0	
5. A great extent	5.4	5.8	5.0	4.9	6.8	4.1	5.1	6.3	5.8	3.8	9.4	6.5	5.9	3.5	2.8	5.3	
<i>Item 21680 Subject C01</i>	<i>N†</i>	1735	794	888	1215	215	351	488	588	308	1259	399	784	422	190	290	28
D07D: A good stepping-stone toward the kind of work you want in the long run?																	
1. Not at all	53.6	51.5	56.6	54.2	53.7	59.4	52.4	54.5	47.4	56.5	45.5	50.4	54.8	59.0	57.5	64.5	
2. A little	18.9	20.1	17.5	18.9	15.5	15.3	19.4	18.3	23.1	18.9	19.2	19.3	19.9	16.5	19.6	11.0	
3. Some extent	10.7	11.9	9.4	11.0	7.8	9.2	12.2	10.1	10.9	9.2	14.9	11.1	9.7	12.2	8.7	-	
4. Considerable extent	7.1	7.5	6.6	7.2	7.8	8.4	8.4	6.6	4.4	6.7	7.4	7.7	7.1	5.2	6.5	7.9	
5. A great extent	9.8	9.0	9.9	8.7	15.1	7.8	7.6	10.5	14.2	8.7	13.0	11.5	8.5	7.1	7.8	16.6	
<i>Item 21690 Subject C01</i>	<i>N†</i>	1735	792	890	1216	214	352	487	588	308	1260	397	785	421	190	289	28
D07E: The kind of work people do just for the money?																	
1. Not at all	17.9	14.4	21.1	17.3	22.9	14.3	18.3	19.3	18.9	18.5	16.4	21.3	17.0	14.5	10.7	41.9	
2. A little	15.9	14.1	16.9	16.5	12.6	16.3	16.8	14.0	17.6	15.9	15.5	15.4	14.9	19.0	18.0	-	
3. Some extent	20.2	22.2	18.5	19.3	18.9	19.0	20.4	20.8	20.2	19.1	25.0	19.8	18.7	24.9	19.6	10.9	
4. Considerable extent	17.8	19.7	16.2	18.0	14.4	18.1	18.0	18.1	16.3	18.5	16.8	16.7	20.6	16.9	18.2	15.1	
5. A great extent	28.2	29.5	27.2	29.0	31.3	32.3	26.5	27.8	27.0	28.1	26.2	26.8	28.8	24.7	33.5	32.1	
<i>Item 21700 Subject C01</i>	<i>N†</i>	1729	790	885	1210	214	352	485	586	306	1258	392	781	421	189	287	28

†=excludes respondents for whom question was inappropriate.

MONITORING THE FUTURE

QUESTIONNAIRE FORM 4 1997	TOTAL	SEX		RACE		REGION				COLLEGE PLANS?		ILLICIT DRUG USE: LIFETIME				
		M	F	White	Black	NE	NC	S	W	Yes	No	None	Mari- juana Only	Few Pills	More Pills	Any Her- oin
<i>N (Weighted No. of Cases):</i>	2643	1182	1312	1705	347	573	698	907	466	1847	565	1191	654	269	401	39
<i>% of Weighted Total:</i>	100.0	44.7	49.6	64.5	13.1	21.7	26.4	34.3	17.6	69.9	21.4	45.0	24.7	10.2	15.2	1.5
D08: To what extent did any high school teacher or counselor help you get this job?																
1. Not at all	83.5	81.2	85.9	86.8	73.4	81.5	83.5	85.5	82.2	85.9	75.9	83.2	85.3	83.8	84.4	83.2
2. A little	3.1	4.3	2.1	2.8	2.3	3.8	3.1	1.8	5.2	2.3	5.7	2.2	3.0	3.2	4.6	4.6
3. Some extent	4.6	5.8	3.6	4.3	7.4	6.8	5.2	3.5	3.3	3.8	7.4	4.5	5.5	3.6	3.3	4.5
4. Considerable extent	3.2	4.1	2.2	2.1	6.1	4.3	3.6	2.9	1.8	3.1	3.7	2.9	3.4	4.4	2.4	1.5
5. A great extent	5.5	4.6	6.2	3.9	10.8	3.7	4.6	6.3	7.4	4.8	7.3	7.2	2.8	4.9	5.3	6.3
<i>Item 21710 Subject C01, M02</i>	<i>N†</i>	1718	783	883	1207	349	477	587	307	1248	394	775	419	188	287	26
D09: Is (was) this job part of a work-study program?																
1. Yes	12.0	12.6	11.3	10.9	14.1	8.8	13.4	13.6	10.1	9.7	18.2	9.8	12.9	8.9	15.0	16.5
2. No	88.0	87.4	88.7	89.1	85.9	91.2	86.6	86.4	89.9	90.3	81.8	90.2	87.1	91.1	85.0	83.5
<i>Item 21720 Subject C01</i>	<i>N†</i>	1687	762	875	1194	338	475	581	293	1229	383	759	412	186	284	25
D10: People have different opinions about world problems. How much to you agree or disagree with each of the following statements?																
D10A: I feel that I can do very little to change the way the world is today																
1. Disagree	14.1	13.0	14.6	12.6	20.7	13.1	14.4	12.9	17.1	13.8	13.7	16.9	13.3	5.5	12.6	19.3
2. Mostly disagree	24.7	22.6	26.9	25.5	21.6	28.8	22.9	24.3	23.9	27.5	15.5	25.3	25.0	28.9	20.9	24.3
3. Neither	25.2	26.2	24.4	25.8	24.1	26.8	29.8	21.5	23.9	24.0	30.9	25.8	23.8	24.6	27.3	18.9
4. Mostly agree	23.2	23.0	23.6	24.4	16.6	20.7	19.7	26.8	24.1	24.0	20.6	21.5	25.3	24.6	24.0	22.6
5. Agree	12.7	15.2	10.6	11.8	17.0	10.5	13.3	14.5	11.0	10.8	19.3	10.5	12.6	16.4	15.3	15.0
<i>Item 10920 Subject I02, J</i>	<i>N</i>	2315	1057	1188	1588	451	634	810	419	1716	506	1081	561	240	357	38
D10B: It does little good to clean up air and water pollution because this society will not last long enough for it to matter																
1. Disagree	36.4	33.5	39.5	37.2	34.2	37.9	33.7	36.5	38.5	40.4	24.4	38.9	36.9	32.5	29.5	53.1
2. Mostly disagree	26.1	24.9	27.0	28.5	18.6	26.2	29.0	24.7	24.5	27.5	22.3	25.0	27.0	31.1	26.5	18.1
3. Neither	20.5	23.9	17.5	19.6	21.1	20.3	20.9	19.8	21.4	17.5	29.6	19.4	19.2	20.2	26.4	12.9
4. Mostly agree	10.3	9.9	10.4	9.2	15.7	9.2	10.8	10.7	9.6	8.5	14.8	10.1	10.0	10.3	9.9	12.7
5. Agree	6.8	7.7	5.7	5.5	10.3	6.3	5.7	8.3	5.9	6.0	8.9	6.6	6.8	5.9	7.7	3.3
<i>Item 10930 Subject F05, J</i>	<i>N</i>	2305	1050	1184	1580	446	632	809	418	1710	503	1073	559	239	358	38
D10C: When things get tough enough, we'll put our minds to it and find a technological solution																
1. Disagree	8.5	10.1	7.1	8.3	9.5	7.2	10.4	6.1	11.4	7.9	10.5	8.4	6.1	6.0	13.8	9.5
2. Mostly disagree	11.7	11.0	12.2	11.9	8.5	11.1	10.8	10.6	16.1	12.1	10.5	9.7	13.9	14.7	12.4	8.9
3. Neither	29.2	27.8	30.8	29.8	28.4	29.0	33.5	28.5	24.6	28.2	33.1	29.0	29.8	28.9	28.5	32.0
4. Mostly agree	34.0	34.6	33.5	35.8	25.3	35.5	32.1	35.2	33.0	34.9	31.0	35.1	34.5	35.0	31.1	28.9
5. Agree	16.6	16.5	16.5	14.1	28.4	17.2	13.3	19.6	14.9	16.9	15.0	17.9	15.7	15.4	14.2	20.8
<i>Item 10940 Subject I01, J</i>	<i>N</i>	2292	1050	1173	1579	441	628	805	418	1703	499	1067	554	239	357	38
D10D: When I think about all the terrible things that have been happening, it is hard for me to hold out much hope for the world																
1. Disagree	15.3	16.8	14.0	15.0	15.1	13.1	13.5	15.0	20.7	16.0	11.7	18.4	13.4	8.6	13.9	9.7
2. Mostly disagree	22.9	21.8	23.5	24.5	20.3	23.0	19.4	26.4	21.2	24.9	17.7	22.4	27.7	24.0	16.4	19.9
3. Neither	30.6	33.8	27.9	32.3	21.2	33.1	35.1	25.2	31.6	28.4	37.5	30.1	27.2	35.5	35.6	28.7
4. Mostly agree	20.9	17.5	24.2	19.4	24.7	23.0	22.3	20.6	17.0	21.0	20.9	19.6	21.7	22.1	21.0	30.0
5. Agree	10.4	10.1	10.4	8.8	18.7	7.8	9.7	12.7	9.5	9.7	12.2	9.6	10.0	9.8	13.2	11.6
<i>Item 10950 Subject J</i>	<i>N</i>	2288	1049	1169	1572	436	629	805	418	1697	501	1065	551	239	357	38
D10E: I often wonder if there is any real purpose to my life in light of the world situation																
1. Disagree	27.0	26.8	27.3	27.2	27.9	25.1	25.0	28.4	29.1	29.8	19.5	30.6	27.8	20.3	20.7	26.4
2. Mostly disagree	19.0	18.5	19.6	19.7	17.6	19.1	18.1	19.6	19.2	19.0	19.6	18.8	20.9	20.0	14.8	31.8
3. Neither	30.8	31.8	30.1	31.3	28.2	32.1	32.8	28.6	30.8	28.8	36.5	29.9	29.4	35.5	32.6	19.2
4. Mostly agree	15.2	14.5	15.8	14.8	16.0	15.7	16.9	14.4	13.7	14.8	16.5	13.3	14.1	15.1	22.4	14.6
5. Agree	8.0	8.4	7.2	7.1	10.4	7.9	7.2	9.0	7.2	7.7	7.9	7.3	7.7	9.2	9.5	8.0
<i>Item 10960 Subject J</i>	<i>N</i>	2275	1040	1171	1567	438	627	795	416	1694	495	1058	549	237	355	38

†=excludes respondents for whom question was inappropriate.

DESCRIPTIVE RESULTS: 1997

175

QUESTIONNAIRE FORM 4 1997	TOTAL	SEX		RACE		REGION				COLLEGE PLANS?		ILLICIT DRUG USE: LIFETIME				
		M	F	White	Black	NE	NC	S	W	Yes	No	None	Mari- juana Only	Few Pills	More Pills	Any Her- oin
<i>N (Weighted No. of Cases):</i>	2643	1182	1312	1705	347	573	698	907	466	1847	565	1191	654	269	401	39
<i>% of Weighted Total:</i>	100.0	44.7	49.6	64.5	13.1	21.7	26.4	34.3	17.6	69.9	21.4	45.0	24.7	10.2	15.2	1.5
D10F: My guess is that this country will be caught up in a major world upheaval in the next 10 years																
1. Disagree	12.9	14.9	11.0	12.4	14.2	12.5	12.5	12.5	14.8	13.3	11.1	15.3	14.5	5.8	8.9	9.8
2. Mostly disagree	15.6	16.2	14.9	16.9	12.0	16.6	15.4	14.8	16.3	17.2	11.3	15.4	17.5	16.3	14.2	10.7
3. Neither	38.1	34.9	41.4	38.0	40.5	42.4	38.6	36.5	35.5	36.8	43.1	38.0	38.9	38.3	36.2	35.2
4. Mostly agree	20.9	20.7	20.9	20.9	16.7	18.7	20.9	21.4	22.1	20.6	20.7	19.7	17.6	26.7	24.4	30.0
5. Agree	12.6	13.3	11.8	11.8	16.6	9.8	12.6	14.8	11.3	12.1	13.7	11.6	11.4	12.9	16.2	14.3
<i>Item 10970 Subject J</i>	<i>N</i> 2273	1034	1170	1563	286	437	628	797	412	1690	497	1055	550	239	354	38
D10G: Nuclear or biological annihilation will probably be the fate of all mankind, within my lifetime																
1. Disagree	26.0	29.7	22.8	27.4	23.1	25.0	22.3	28.8	27.3	27.7	20.4	28.6	26.7	21.9	21.1	30.1
2. Mostly disagree	17.7	18.9	16.6	19.0	14.3	19.3	16.8	17.3	18.4	19.7	11.9	18.1	17.6	19.9	16.2	6.5
3. Neither	38.0	32.1	44.0	37.3	39.0	41.7	41.2	35.2	34.7	35.7	44.9	39.1	37.0	37.3	38.6	27.0
4. Mostly agree	11.5	11.0	11.5	10.7	12.4	8.4	14.2	10.9	11.7	10.8	14.8	8.5	10.6	15.5	16.0	24.8
5. Agree	6.8	8.3	5.2	5.5	11.1	5.6	5.5	7.8	7.9	6.2	8.1	5.7	8.1	5.4	8.1	11.7
<i>Item 10980 Subject J</i>	<i>N</i> 2266	1034	1162	1562	287	434	626	794	412	1685	495	1052	550	237	353	38
D10H: The human race has come through tough times before, and will do so again																
1. Disagree	5.1	5.4	4.2	4.5	9.0	6.8	5.2	4.0	5.3	4.3	6.3	6.5	3.6	1.7	4.1	12.5
2. Mostly disagree	7.0	7.2	6.7	7.7	5.9	7.4	6.3	5.9	9.7	6.5	8.7	5.8	6.9	4.9	12.3	6.4
3. Neither	30.4	29.7	31.4	28.6	31.5	32.0	33.2	28.3	28.5	28.7	37.1	31.3	29.0	30.9	30.8	14.8
4. Mostly agree	32.6	30.2	34.8	34.7	22.8	30.3	31.3	34.8	32.9	34.5	27.3	30.4	32.3	41.1	33.9	36.2
5. Agree	24.9	27.4	23.0	24.4	30.8	23.6	24.0	27.0	23.6	26.0	20.6	26.1	28.2	21.4	18.9	30.1
<i>Item 10990 Subject J</i>	<i>N</i> 2266	1034	1162	1561	286	436	625	792	413	1686	493	1051	550	237	351	38
The next questions are about alcohol use—this time asking separately about beer, wine, wine coolers, and hard liquor.																
D11: On how many occasions (if any) have you had beer to drink . . .																
D11A: . . . in your lifetime?																
1. 0 occasions	21.3	18.7	23.3	16.6	43.9	17.4	22.2	23.0	21.0	22.1	18.1	41.8	5.1	5.7	3.3	-
2. 1-2	12.2	10.5	13.5	11.1	17.2	9.3	12.0	13.5	13.1	12.6	10.0	18.1	8.8	11.2	4.0	4.5
3. 3-5	11.3	9.2	13.4	10.6	10.4	12.3	9.3	11.7	12.5	11.7	9.7	13.1	13.5	11.6	4.4	-
4. 6-9	8.6	7.0	10.3	9.6	6.7	8.3	8.4	9.6	7.4	8.4	10.3	7.0	12.1	7.6	8.9	5.7
5. 10-19	9.5	7.6	11.4	9.9	6.5	10.0	9.9	9.1	8.9	8.6	12.5	7.4	11.5	14.3	9.3	4.8
6. 20-39	11.0	11.6	10.0	11.7	4.5	12.0	11.9	8.8	12.6	10.7	12.1	5.6	16.6	11.0	14.8	22.5
7. 40 or more	26.1	35.5	18.1	30.6	10.8	30.7	26.4	24.3	24.4	25.8	27.3	7.0	32.4	38.6	55.3	62.5
<i>Item 11000 Subject A01a</i>	<i>N</i> 2095	941	1089	1467	247	409	573	729	383	1557	461	920	537	234	345	35
D11B: . . . during the last 12 months?																
1. 0 occasions	35.6	30.3	40.2	29.3	65.6	29.3	36.4	37.9	36.8	36.5	31.9	59.3	19.2	18.7	12.3	2.8
2. 1-2	15.2	14.2	15.8	15.7	7.8	17.9	15.0	13.5	15.9	15.4	14.7	17.4	16.2	14.2	9.9	6.2
3. 3-5	10.1	8.7	11.6	10.6	6.7	9.8	10.0	11.6	7.8	9.0	14.0	8.0	12.7	13.5	10.5	5.5
4. 6-9	8.0	8.0	8.3	8.3	8.5	6.2	8.6	7.9	9.2	8.1	7.3	4.9	10.8	11.1	9.6	6.0
5. 10-19	11.1	11.3	10.7	12.4	5.6	14.7	10.2	9.6	11.6	11.0	12.3	5.4	17.0	16.8	11.5	23.8
6. 20-39	8.2	11.1	5.7	9.6	1.6	10.4	8.7	7.0	7.3	8.2	7.9	2.3	11.8	8.5	16.4	21.4
7. 40 or more	11.8	16.4	7.6	14.1	4.2	11.7	11.1	12.6	11.4	11.7	11.9	2.6	12.3	17.1	29.8	34.3
<i>Item 11010 Subject A01b</i>	<i>N</i> 2086	937	1085	1462	244	407	571	727	381	1551	458	913	535	233	346	36
D11C: . . . during the last 30 days?																
1. 0 occasions	55.6	50.3	60.1	49.8	78.2	52.5	56.7	56.7	55.5	55.6	55.4	78.7	43.1	40.4	26.1	33.0
2. 1-2	16.8	16.7	17.3	18.5	9.7	15.0	17.0	18.8	14.8	17.0	15.5	12.4	22.1	20.1	20.0	6.7
3. 3-5	10.5	11.9	9.2	12.4	5.0	12.6	10.8	8.7	11.0	10.2	12.5	4.4	15.6	19.9	12.4	10.2
4. 6-9	8.0	8.3	7.9	8.3	4.2	8.7	7.0	6.6	11.3	8.5	6.8	2.7	9.6	8.5	17.2	26.7
5. 10-19	5.6	7.7	3.7	6.8	2.4	7.3	4.5	6.4	3.9	5.2	6.5	0.9	6.7	4.8	16.3	13.3
6. 20-39	1.9	2.9	0.9	2.3	0.4	1.7	2.0	1.6	2.4	2.1	1.3	0.7	2.0	2.4	3.9	7.8
7. 40 or more	1.6	2.1	1.0	1.9	0.1	2.2	2.0	1.2	1.1	1.4	2.1	0.2	0.9	3.9	4.1	2.3
<i>Item 11020 Subject A01c</i>	<i>N</i> 2087	936	1087	1462	244	407	570	727	383	1551	460	913	534	234	345	35

QUESTIONNAIRE FORM 4 1997	TOTAL	SEX		RACE		REGION				COLLEGE PLANS?		ILLICIT DRUG USE: LIFETIME				
		M	F	White	Black	NE	NC	S	W	Yes	No	None	Mari- juana Only	Few Pills	More Pills	Any Her- oin
<i>N (Weighted No. of Cases):</i> <i>% of Weighted Total:</i>	2643 100.0	1182 44.7	1312 49.6	1705 64.5	347 13.1	573 21.7	698 26.4	907 34.3	466 17.6	1847 69.9	565 21.4	1191 45.0	654 24.7	269 10.2	401 15.2	39 1.5
D12: Think back over the LAST TWO WEEKS. How many times have you had five or more 12-ounce cans of beer (or the equivalent) in a row?																
1. None	73.3	67.1	78.8	69.2	88.3	68.1	74.3	75.9	72.4	73.8	71.0	90.5	64.2	67.9	46.3	51.1
2. Once	7.3	7.6	6.9	8.0	4.8	8.8	6.5	5.8	9.5	7.4	8.0	3.2	11.4	9.1	11.7	1.8
3. Twice	6.9	8.4	5.8	8.5	1.2	8.7	6.2	6.7	6.7	6.9	6.4	3.8	7.9	7.8	13.9	5.7
4. Three to five times	7.2	8.8	5.7	8.2	3.1	8.2	7.6	6.0	7.9	6.7	8.9	1.3	10.0	7.9	17.4	20.1
5. Six to nine times	3.1	4.7	1.7	3.7	1.2	4.5	2.5	3.7	1.2	2.9	3.6	0.7	5.2	2.5	5.0	17.9
6. Ten or more times	2.2	3.4	1.0	2.3	1.4	1.8	3.0	1.9	2.2	2.2	2.1	0.6	1.3	4.9	5.6	3.4
<i>Item 11030 Subject A01d</i>	<i>N 2054</i>	<i>908</i>	<i>1083</i>	<i>1440</i>	<i>242</i>	<i>398</i>	<i>562</i>	<i>715</i>	<i>380</i>	<i>1538</i>	<i>445</i>	<i>913</i>	<i>524</i>	<i>226</i>	<i>333</i>	<i>35</i>
D13: On how many occasions (if any) have you had wine cooler(s) to drink . . .																
D13A: . . . in your lifetime?																
1. 0 occasions	27.5	35.1	20.9	25.5	35.8	28.4	25.3	27.5	29.9	27.8	25.4	46.7	14.6	11.8	9.2	2.3
2. 1-2	18.1	19.4	17.3	18.4	15.8	21.0	17.4	17.7	17.2	19.4	16.0	18.4	21.1	18.3	12.6	10.2
3. 3-5	16.4	15.5	16.9	15.7	15.7	16.1	14.2	16.6	19.6	17.1	14.1	13.7	19.5	20.9	16.6	11.4
4. 6-9	13.2	10.0	15.9	14.1	13.5	11.7	15.9	13.6	9.8	12.1	16.1	9.4	14.3	19.2	16.9	22.9
5. 10-19	12.6	9.3	15.7	13.0	9.5	10.2	15.3	12.1	12.1	12.0	15.4	8.3	15.7	15.3	17.3	24.1
6. 20-39	5.6	3.8	7.2	6.1	4.6	5.7	4.9	6.6	4.6	5.9	5.3	1.8	9.2	7.3	8.2	8.4
7. 40 or more	6.6	6.9	6.1	7.2	5.2	6.9	7.1	5.9	6.7	5.8	7.6	1.8	5.6	7.2	19.2	20.5
<i>Item 22620 Subject A01a</i>	<i>N 2103</i>	<i>938</i>	<i>1097</i>	<i>1473</i>	<i>244</i>	<i>406</i>	<i>571</i>	<i>740</i>	<i>386</i>	<i>1568</i>	<i>461</i>	<i>929</i>	<i>539</i>	<i>233</i>	<i>345</i>	<i>35</i>
D13B: . . . during the last 12 months?																
1. 0 occasions	48.2	55.2	41.8	46.0	54.8	52.5	46.3	45.7	51.3	47.8	48.7	65.5	37.5	32.7	32.1	17.8
2. 1-2	23.6	22.6	24.8	24.9	17.8	22.0	24.3	23.9	23.7	24.4	21.3	19.9	27.0	31.9	22.2	28.0
3. 3-5	11.8	9.6	13.9	11.0	14.4	11.2	12.6	13.1	8.9	11.0	14.8	7.4	15.1	18.1	13.8	13.0
4. 6-9	8.2	5.3	10.8	8.5	8.9	6.4	9.6	7.9	8.4	8.3	8.5	4.4	12.3	5.9	12.7	18.1
5. 10-19	4.7	4.2	5.2	5.4	2.5	4.3	4.5	5.4	4.1	5.4	2.8	2.3	5.7	7.8	7.2	6.6
6. 20-39	1.7	1.3	2.1	2.1	0.1	2.2	1.5	1.6	1.9	1.5	2.0	0.1	1.1	2.7	6.2	3.6
7. 40 or more	1.8	1.8	1.5	2.0	1.5	1.4	1.1	2.4	1.8	1.6	1.8	0.3	1.4	0.8	5.9	12.9
<i>Item 22630 Subject A01b</i>	<i>N 2092</i>	<i>936</i>	<i>1088</i>	<i>1468</i>	<i>238</i>	<i>404</i>	<i>569</i>	<i>730</i>	<i>389</i>	<i>1559</i>	<i>460</i>	<i>923</i>	<i>537</i>	<i>234</i>	<i>342</i>	<i>36</i>
D13C: . . . during the last 30 days?																
1. 0 occasions	79.3	84.1	75.6	78.3	82.4	82.8	78.5	77.1	81.1	78.4	82.2	87.5	73.8	71.3	72.5	62.4
2. 1-2	12.5	10.1	14.4	13.2	9.0	10.1	13.3	14.2	10.4	13.3	9.4	9.0	15.8	18.3	13.0	15.3
3. 3-5	4.4	3.0	5.5	4.5	5.9	3.7	5.7	3.9	4.4	4.3	4.9	1.9	7.2	4.9	5.4	11.8
4. 6-9	2.0	1.0	3.0	2.0	1.9	2.0	1.3	1.8	3.6	2.2	1.7	1.0	2.0	2.1	4.4	6.8
5. 10-19	1.1	1.1	1.1	1.3	0.8	0.7	0.5	2.3	0.3	1.1	1.5	0.5	0.7	2.8	2.2	3.7
6. 20-39	0.4	0.3	0.4	0.4	-	0.3	0.5	0.5	-	0.4	0.3	-	0.5	-	1.4	-
7. 40 or more	0.3	0.4	-	0.3	-	0.3	0.2	0.3	0.1	0.3	-	-	0.1	0.6	1.0	-
<i>Item 22640 Subject A01c</i>	<i>N 2089</i>	<i>933</i>	<i>1088</i>	<i>1465</i>	<i>239</i>	<i>404</i>	<i>568</i>	<i>731</i>	<i>386</i>	<i>1557</i>	<i>459</i>	<i>923</i>	<i>537</i>	<i>231</i>	<i>342</i>	<i>35</i>
D14: Think back over the LAST TWO WEEKS. How many times have you had five or more 12-ounce bottles of wine cooler (or the equivalent) in a row?																
1. None	90.6	93.3	88.8	90.5	91.7	91.8	90.3	90.3	90.3	90.8	89.9	95.0	89.3	88.8	83.9	64.8
2. Once	4.0	2.5	5.2	4.1	2.3	2.7	5.0	3.6	4.4	4.2	3.4	2.1	4.9	6.1	5.6	11.8
3. Twice	2.6	2.0	2.9	2.5	3.3	3.0	2.3	2.7	2.4	2.5	2.3	1.6	3.4	2.5	3.6	10.0
4. Three to five times	1.7	1.4	1.7	1.4	2.7	1.3	1.3	1.8	2.3	1.2	3.3	0.9	2.0	1.6	3.0	2.9
5. Six to nine times	0.7	0.5	0.8	0.7	-	1.2	0.4	0.5	0.6	0.7	0.7	0.1	0.5	0.6	1.5	10.5
6. Ten or more times	0.5	0.3	0.7	0.7	-	-	0.6	1.0	-	0.6	0.3	0.2	-	0.4	2.4	-
<i>Item 22650 Subject A01d</i>	<i>N 2020</i>	<i>888</i>	<i>1067</i>	<i>1424</i>	<i>229</i>	<i>391</i>	<i>547</i>	<i>714</i>	<i>369</i>	<i>1510</i>	<i>442</i>	<i>907</i>	<i>513</i>	<i>227</i>	<i>319</i>	<i>35</i>
D15: On how many occasions (if any) have you had wine to drink, not counting wine coolers . . .																
D15A: . . . in your lifetime?																
1. 0 occasions	36.1	39.6	32.7	32.3	58.4	30.0	38.2	38.0	35.7	34.8	39.4	56.1	23.2	21.2	14.5	6.8
2. 1-2	21.0	18.8	22.9	21.1	18.6	19.0	21.3	21.9	20.6	21.1	20.1	21.9	25.1	19.5	13.2	16.0
3. 3-5	16.2	12.8	19.5	17.1	7.9	17.6	19.0	12.7	17.4	16.6	16.6	11.4	18.5	19.6	23.5	19.2
4. 6-9	9.8	10.7	9.3	10.5	5.1	12.4	8.8	8.2	11.8	10.4	8.9	4.4	11.1	17.6	16.0	19.2
5. 10-19	8.2	8.7	7.4	9.3	5.5	11.4	6.6	9.4	5.1	7.9	8.4	3.5	11.9	11.7	13.3	7.5
6. 20-39	3.9	3.9	3.9	4.4	2.4	3.2	2.7	5.0	4.2	4.5	1.9	1.3	6.7	3.2	5.6	14.6
7. 40 or more	4.9	5.5	4.4	5.3	2.1	6.3	3.5	4.9	5.3	4.8	4.8	1.3	3.5	7.2	13.9	16.7
<i>Item 11040 Subject A01a</i>	<i>N 2088</i>	<i>934</i>	<i>1086</i>	<i>1465</i>	<i>241</i>	<i>401</i>	<i>568</i>	<i>732</i>	<i>387</i>	<i>1560</i>	<i>456</i>	<i>929</i>	<i>527</i>	<i>233</i>	<i>342</i>	<i>35</i>

DESCRIPTIVE RESULTS: 1997

177

QUESTIONNAIRE FORM 4 1997	TOTAL	SEX		RACE		REGION				COLLEGE PLANS?		ILLICIT DRUG USE: LIFETIME				
		M	F	White	Black	NE	NC	S	W	Yes	No	None	Mari- juana Only	Few Pills	More Pills	Any Her- oin
<i>N (Weighted No. of Cases):</i> <i>% of Weighted Total:</i>	2643 100.0	1182 44.7	1312 49.6	1705 64.5	347 13.1	573 21.7	698 26.4	907 34.3	466 17.6	1847 69.9	565 21.4	1191 45.0	654 24.7	269 10.2	401 15.2	39 1.5
D15B: . . . during the last 12 months?																
1. 0 occasions	55.4	58.7	52.8	51.6	72.1	49.2	59.1	57.0	53.6	52.9	62.0	73.8	42.7	44.9	36.2	21.8
2. 1-2	24.8	20.2	28.6	25.8	16.8	26.9	26.0	21.3	27.7	26.1	20.2	18.1	33.3	28.1	27.5	24.1
3. 3-5	8.7	9.6	7.8	9.4	6.3	10.4	7.0	8.9	9.0	9.1	8.5	4.4	11.4	13.9	11.6	20.0
4. 6-9	5.0	4.6	5.5	6.1	2.2	6.9	3.0	6.0	4.1	5.4	4.2	2.4	5.5	5.3	10.1	12.0
5. 10-19	3.6	4.0	3.2	4.4	1.1	3.9	2.4	4.7	2.7	4.1	2.0	1.0	5.0	5.2	7.1	5.2
6. 20-39	1.2	1.7	0.8	1.4	0.1	2.1	0.7	0.9	1.5	1.3	0.8	0.2	1.3	2.3	2.7	2.6
7. 40 or more	1.3	1.2	1.1	1.4	1.3	0.7	1.9	1.1	1.3	1.0	2.2	-	0.8	0.4	4.8	14.3
<i>Item 11050 Subject A01b</i>	<i>N 2074</i>	<i>930</i>	<i>1077</i>	<i>1454</i>	<i>238</i>	<i>397</i>	<i>565</i>	<i>728</i>	<i>385</i>	<i>1550</i>	<i>453</i>	<i>923</i>	<i>526</i>	<i>227</i>	<i>340</i>	<i>36</i>
D15C: . . . during the last 30 days?																
1. 0 occasions	83.0	83.3	82.7	80.4	91.6	80.6	85.8	82.3	82.9	82.1	85.8	92.2	79.1	81.4	67.8	63.8
2. 1-2	11.3	11.3	11.3	13.3	5.3	13.4	10.2	10.9	11.4	12.3	7.9	5.6	15.8	14.9	17.0	13.6
3. 3-5	3.8	3.3	4.2	4.4	1.6	3.8	2.1	4.8	4.1	4.0	3.4	2.0	3.5	2.2	9.2	14.2
4. 6-9	0.7	0.6	0.7	0.8	0.7	1.0	0.7	0.4	0.7	0.6	1.1	0.1	0.7	0.2	2.0	7.0
5. 10-19	0.8	1.2	0.5	0.7	0.8	1.1	0.7	1.1	0.2	0.7	1.0	0.2	0.8	1.3	2.1	1.3
6. 20-39	0.1	0.2	0.1	0.2	-	-	-	0.4	-	0.2	-	-	-	-	0.8	-
7. 40 or more	0.3	0.1	0.4	0.2	-	-	0.5	0.1	0.8	0.1	0.9	-	-	-	1.2	-
<i>Item 11060 Subject A01c</i>	<i>N 2071</i>	<i>924</i>	<i>1079</i>	<i>1451</i>	<i>236</i>	<i>396</i>	<i>564</i>	<i>727</i>	<i>385</i>	<i>1548</i>	<i>452</i>	<i>923</i>	<i>526</i>	<i>226</i>	<i>337</i>	<i>35</i>
D16: Think back over the LAST TWO WEEKS. How many times have you had five or more 4-ounce glasses of wine in a row (or the equivalent, which is about three-fourths of a bottle)?																
1. None	93.6	93.1	93.9	92.9	94.5	93.4	94.5	92.8	93.7	94.3	91.3	98.5	93.0	92.3	83.9	77.3
2. Once	3.5	3.6	3.7	4.5	1.3	4.0	2.7	4.1	3.4	3.5	4.3	0.7	4.0	5.3	8.2	17.8
3. Twice	1.7	1.8	1.6	1.6	3.5	1.3	2.1	1.6	1.9	1.3	2.7	0.7	2.1	1.3	4.4	2.0
4. Three to five times	0.6	1.0	0.2	0.6	0.2	1.0	0.2	0.9	0.2	0.5	0.5	0.1	0.5	1.1	1.6	-
5. Six to nine times	0.2	0.3	-	*	0.6	0.3	0.1	0.2	-	0.1	0.2	0.1	0.3	-	-	2.9
6. Ten or more times	0.5	0.1	0.6	0.3	-	0.1	0.5	0.4	0.8	0.3	1.0	-	0.1	-	2.0	-
<i>Item 11070 Subject A01d</i>	<i>N 2027</i>	<i>895</i>	<i>1067</i>	<i>1422</i>	<i>233</i>	<i>391</i>	<i>554</i>	<i>710</i>	<i>371</i>	<i>1515</i>	<i>441</i>	<i>910</i>	<i>516</i>	<i>229</i>	<i>318</i>	<i>32</i>
These next questions are about hard liquor. (Hard liquor includes whiskey, Scotch, bourbon, gin, vodka, rum, etc., or mixed drinks made with liquor.)																
D17: On how many occasions (if any) have you had liquor to drink . . .																
D17A: . . . in your lifetime?																
1. 0 occasions	27.3	27.4	26.8	22.4	50.3	23.8	25.6	28.8	30.9	27.0	26.5	50.8	9.0	11.6	4.7	-
2. 1-2	11.2	9.4	13.0	10.4	15.0	7.6	11.1	14.0	10.0	12.4	7.3	16.4	9.1	7.2	4.3	-
3. 3-5	13.8	12.0	15.5	14.0	12.8	13.6	14.1	13.9	13.5	14.4	13.3	14.3	18.8	14.4	5.8	10.3
4. 6-9	10.4	8.3	12.5	11.5	4.2	12.5	11.1	9.4	9.0	10.0	11.9	6.3	14.4	18.0	10.8	4.9
5. 10-19	13.0	14.3	11.7	14.1	8.0	12.3	16.5	11.9	10.7	12.0	16.9	6.4	17.6	20.6	19.0	15.3
6. 20-39	10.1	11.3	9.2	11.6	2.4	14.2	8.5	8.5	11.2	10.5	9.8	2.9	16.0	10.4	19.2	14.2
7. 40 or more	14.1	17.3	11.3	16.0	7.3	16.0	13.2	13.4	14.6	13.7	14.4	2.9	15.1	18.0	36.3	55.3
<i>Item 11080 Subject A01a</i>	<i>N 2070</i>	<i>926</i>	<i>1075</i>	<i>1455</i>	<i>234</i>	<i>397</i>	<i>563</i>	<i>724</i>	<i>387</i>	<i>1544</i>	<i>455</i>	<i>920</i>	<i>523</i>	<i>232</i>	<i>338</i>	<i>34</i>
D17B: . . . during the last 12 months?																
1. 0 occasions	40.1	38.5	41.0	33.6	69.3	31.0	38.8	44.5	43.5	39.5	40.0	66.2	22.1	21.3	12.1	7.7
2. 1-2	16.7	15.0	18.0	17.6	12.4	19.1	17.0	16.3	14.7	17.0	16.2	16.4	21.5	18.2	10.0	10.5
3. 3-5	13.0	12.6	13.8	14.2	5.5	13.5	15.5	11.5	11.8	12.9	14.7	7.9	17.8	17.6	17.7	7.4
4. 6-9	10.6	11.9	9.6	11.8	5.8	13.3	12.6	7.3	11.2	10.2	12.8	5.1	14.7	18.4	13.9	13.2
5. 10-19	10.0	10.7	9.9	12.1	3.0	12.7	7.6	10.7	9.4	10.7	8.0	3.2	13.1	13.7	19.0	30.9
6. 20-39	4.1	4.3	3.9	4.5	0.6	5.0	4.4	3.6	3.5	4.5	3.2	0.6	5.3	5.3	10.9	7.3
7. 40 or more	5.4	7.1	3.8	6.3	3.4	5.5	4.1	6.2	5.9	5.3	5.2	0.8	5.6	5.3	16.5	22.9
<i>Item 11090 Subject A01b</i>	<i>N 2050</i>	<i>921</i>	<i>1062</i>	<i>1441</i>	<i>232</i>	<i>394</i>	<i>557</i>	<i>715</i>	<i>384</i>	<i>1533</i>	<i>447</i>	<i>917</i>	<i>518</i>	<i>230</i>	<i>329</i>	<i>34</i>
D17C: . . . during the last 30 days?																
1. 0 occasions	65.4	63.7	66.6	60.4	85.2	63.4	64.8	67.2	64.9	65.1	65.8	86.7	54.4	50.1	36.6	34.8
2. 1-2	17.9	18.1	17.8	20.7	6.4	18.8	20.2	15.2	18.8	17.7	18.5	8.5	25.5	29.6	25.4	17.6
3. 3-5	7.5	8.7	6.9	8.7	4.5	7.9	7.4	7.1	8.2	7.8	6.8	2.8	10.4	8.9	14.8	19.2
4. 6-9	4.3	3.6	4.7	4.8	1.2	4.6	3.6	4.8	4.1	4.9	2.7	1.3	4.5	4.5	10.7	11.6
5. 10-19	3.0	4.1	2.2	3.3	2.3	3.6	1.7	4.1	1.9	2.7	3.7	0.7	3.2	4.9	6.5	10.0
6. 20-39	0.9	0.6	1.1	1.0	0.4	0.7	0.8	1.2	0.7	0.9	1.0	-	1.3	1.7	2.5	-
7. 40 or more	1.0	1.3	0.8	1.2	-	1.1	1.5	0.4	1.4	0.8	1.5	-	0.8	0.4	3.4	6.8
<i>Item 11100 Subject A01c</i>	<i>N 2049</i>	<i>919</i>	<i>1062</i>	<i>1441</i>	<i>230</i>	<i>390</i>	<i>558</i>	<i>714</i>	<i>387</i>	<i>1529</i>	<i>451</i>	<i>916</i>	<i>515</i>	<i>228</i>	<i>330</i>	<i>35</i>

*=less than .05 percent.

QUESTIONNAIRE FORM 4 1997	TOTAL	SEX		RACE		REGION				COLLEGE PLANS?		ILLICIT DRUG USE: LIFETIME				
		M	F	White	Black	NE	NC	S	W	Yes	No	None	Mari- juana Only	Few Pills	More Pills	Any Her- oin
<i>N (Weighted No. of Cases):</i>	2643	1182	1312	1705	347	573	698	907	466	1847	565	1191	654	269	401	39
<i>% of Weighted Total:</i>	100.0	44.7	49.6	64.5	13.1	21.7	26.4	34.3	17.6	69.9	21.4	45.0	24.7	10.2	15.2	1.5
D18: Think back over the LAST TWO WEEKS. How many times have you had five or more mixed drinks or shot glasses of hard liquor in a row?																
1. None	78.9	76.2	81.3	76.0	90.6	75.4	79.5	80.0	79.5	79.5	76.6	93.7	73.7	73.7	51.5	52.4
2. Once	8.3	9.1	7.2	9.6	3.0	10.4	8.5	6.8	8.3	7.9	10.4	2.6	12.6	9.9	16.0	20.3
3. Twice	4.8	5.6	4.5	5.7	2.2	6.2	4.4	3.6	6.3	4.9	4.9	1.5	4.3	7.0	11.8	21.1
4. Three to five times	4.4	4.8	4.2	5.0	2.1	4.1	4.6	4.8	3.5	4.4	4.0	1.2	6.5	3.5	11.5	-
5. Six to nine times	2.0	2.4	1.5	2.0	1.1	2.7	0.8	2.8	1.3	2.2	0.8	0.7	2.0	4.0	3.7	2.5
6. Ten or more times	1.7	1.9	1.4	1.8	0.9	1.1	2.1	2.0	1.0	1.2	3.2	0.3	1.0	2.0	5.6	3.7
<i>Item 11110 Subject A01d</i>	<i>N</i> 1966	874	1033	1379	225	376	524	694	372	1473	428	894	484	220	308	34
These next questions ask for your opinions about the military services in the United States.																
E01: To what extent do you think the following opportunities are available to people who work in the military services?																
E01A: A chance to get ahead																
1. To a very little extent	10.3	13.5	7.6	10.4	11.7	8.7	12.6	9.6	9.6	9.3	12.4	9.6	7.9	11.6	13.3	15.3
2. To a little extent	12.3	13.5	11.3	12.8	12.5	11.6	12.2	12.1	13.3	13.5	8.2	12.8	11.5	9.3	13.7	7.6
3. To some extent	41.0	41.4	40.7	42.3	29.9	42.2	42.3	37.4	44.8	41.4	42.0	39.7	44.4	44.8	37.6	40.8
4. To a great extent	22.8	18.4	26.2	22.6	22.3	23.0	19.6	26.2	20.6	23.1	20.9	24.6	23.9	21.0	18.2	21.3
5. To a very great extent	13.7	13.2	14.2	12.0	23.5	14.4	13.3	14.7	11.7	12.8	16.4	13.3	12.3	13.3	17.1	15.0
<i>Item 11120 Subject L04</i>	<i>N</i> 2185	992	1124	1504	271	403	607	771	404	1629	472	1029	520	225	335	38
E01B: A chance to get more education																
1. To a very little extent	7.1	9.3	5.3	7.9	4.7	5.8	8.8	6.8	6.2	7.0	7.6	6.1	4.4	8.8	10.6	12.6
2. To a little extent	10.3	11.5	9.2	11.0	9.3	11.9	11.1	9.4	9.0	11.6	5.4	10.4	11.3	9.2	8.5	12.2
3. To some extent	32.4	35.9	29.8	33.2	27.3	29.9	34.2	30.2	36.6	32.1	34.8	32.1	35.1	32.7	31.7	25.7
4. To a great extent	31.2	26.1	35.5	30.7	31.4	33.9	27.4	33.5	29.5	31.8	29.3	32.3	32.8	30.5	25.8	37.1
5. To a very great extent	19.1	17.2	20.2	17.2	27.2	18.5	18.4	20.0	18.7	17.5	23.0	19.1	16.4	18.9	23.4	12.4
<i>Item 11130 Subject B10, L04</i>	<i>N</i> 2177	987	1122	1498	270	402	605	769	402	1626	473	1023	520	226	334	38
E01C: A chance to advance to a more responsible position																
1. To a very little extent	6.8	10.0	4.3	7.6	4.6	5.7	8.3	6.3	6.8	6.7	7.4	5.9	4.9	9.6	9.6	11.7
2. To a little extent	8.1	9.1	7.1	8.3	9.3	8.2	9.2	7.7	7.1	8.3	7.2	8.6	7.4	4.7	8.9	2.1
3. To some extent	32.9	35.5	30.4	33.7	31.1	34.2	35.2	28.4	36.6	32.7	34.4	32.2	37.0	34.7	28.2	34.9
4. To a great extent	32.6	27.6	37.4	32.8	26.4	33.9	29.2	35.1	31.4	33.7	28.6	34.3	31.3	29.8	31.5	38.9
5. To a very great extent	19.6	17.9	20.9	17.6	28.6	18.1	18.1	22.5	18.0	18.6	22.3	19.0	19.4	21.2	21.9	12.4
<i>Item 11140 Subject L04</i>	<i>N</i> 2173	986	1119	1499	269	397	603	768	405	1621	472	1021	520	226	333	38
E01D: A chance to have a personally more fulfilling job																
1. To a very little extent	9.2	11.5	7.5	10.3	5.2	9.4	9.7	9.1	8.6	9.6	7.6	8.8	6.1	10.6	13.0	11.2
2. To a little extent	13.1	14.1	12.2	13.9	10.5	13.2	13.3	12.6	13.6	14.3	8.5	10.8	18.3	13.7	10.9	19.2
3. To some extent	36.8	37.1	36.7	37.2	34.5	38.4	37.8	34.2	38.7	36.7	38.9	37.4	36.8	33.2	38.9	36.5
4. To a great extent	25.9	23.8	27.3	25.8	25.2	26.0	24.3	27.0	26.0	25.3	28.1	27.1	24.8	29.1	22.3	18.1
5. To a very great extent	15.0	13.5	16.3	12.8	24.6	12.9	15.0	17.1	13.1	14.0	16.9	15.8	13.9	13.3	14.9	15.0
<i>Item 11150 Subject C05, L04</i>	<i>N</i> 2164	979	1117	1487	269	400	600	763	402	1614	470	1017	516	225	331	38
E01E: A chance to get their ideas heard																
1. To a very little extent	18.8	22.5	15.8	21.1	10.5	16.6	19.3	18.2	21.2	20.0	15.4	17.9	15.6	19.7	25.1	23.1
2. To a little extent	22.4	23.1	21.2	24.0	19.6	28.5	22.3	19.4	22.2	25.0	13.7	22.1	24.7	25.5	18.7	15.5
3. To some extent	33.2	29.3	36.6	31.8	34.6	30.3	34.4	33.1	34.4	31.2	40.5	31.5	37.9	30.2	35.1	27.0
4. To a great extent	15.7	14.7	16.9	14.8	19.3	15.1	15.5	17.6	12.8	15.2	17.2	18.2	12.9	13.7	12.8	21.2
5. To a very great extent	10.0	10.3	9.6	8.2	16.0	9.5	8.5	11.7	9.4	8.6	13.1	10.3	8.9	11.0	8.3	13.1
<i>Item 11160 Subject L04</i>	<i>N</i> 2141	975	1098	1476	264	400	591	752	398	1606	458	1011	512	219	329	38

QUESTIONNAIRE FORM 4 1997	TOTAL	SEX		RACE		REGION				COLLEGE PLANS?		ILLICIT DRUG USE: LIFETIME				
		M	F	White	Black	NE	NC	S	W	Yes	No	None	Mari- juana Only	Few Pills	More Pills	Any Her- oin
<i>N (Weighted No. of Cases):</i>	2643	1182	1312	1705	347	573	698	907	466	1847	565	1191	654	269	401	39
<i>% of Weighted Total:</i>	100.0	44.7	49.6	64.5	13.1	21.7	26.4	34.3	17.6	69.9	21.4	45.0	24.7	10.2	15.2	1.5
E02: To what extent is it likely that a person in the military can get things changed and set right if treated unjustly by a superior?																
1. To a very little extent	22.8	24.8	21.2	24.2	17.1	21.8	21.7	24.0	23.1	24.5	17.7	21.0	22.3	24.4	26.6	24.3
2. To a little extent	24.7	23.4	25.9	26.5	18.5	26.8	24.4	22.8	27.0	25.7	20.3	23.5	25.9	27.9	24.5	28.5
3. To some extent	35.2	33.4	36.2	34.9	34.7	37.3	34.7	36.4	31.4	33.5	40.7	36.8	35.3	35.4	32.1	27.9
4. To a great extent	11.6	11.3	12.3	10.3	18.4	9.6	12.3	11.2	13.3	11.1	13.9	13.1	10.8	9.6	10.7	5.3
5. To a very great extent	5.7	7.1	4.3	4.1	11.2	4.5	6.9	5.6	5.1	5.1	7.4	5.5	5.7	2.7	6.1	14.0
<i>Item 11170 Subject L04</i>	<i>N</i> 2145	975	1104	1478	265	397	600	749	399	1602	465	1013	502	228	330	38
E03: To what extent do you think there is any discrimination against women who are in the armed services?																
1. To a very little extent	10.2	13.7	7.3	10.5	8.6	5.1	14.1	9.9	9.7	8.8	13.7	11.5	7.5	6.9	12.3	3.8
2. To a little extent	14.4	14.7	14.4	14.7	15.9	13.5	15.4	14.8	13.3	14.0	15.9	13.9	13.4	10.4	18.7	27.9
3. To some extent	33.0	34.8	31.4	33.7	33.9	32.7	36.3	30.2	33.5	31.4	38.3	31.3	36.0	39.9	30.5	21.5
4. To a great extent	25.8	24.0	27.4	25.4	23.4	31.6	20.1	28.0	24.3	28.7	17.4	28.6	24.6	26.7	20.5	17.3
5. To a very great extent	16.6	12.9	19.5	15.8	18.2	17.0	14.1	17.0	19.3	17.1	14.7	14.7	18.6	16.2	18.0	29.5
<i>Item 11180 Subject D06, L04</i>	<i>N</i> 2140	969	1104	1481	259	393	601	749	397	1593	467	1008	502	225	333	38
E04: To what extent do you think there is any discrimination against African American people who are in the armed services?																
1. To a very little extent	22.8	27.3	19.2	25.9	13.5	14.3	26.3	24.7	22.1	21.0	28.2	23.3	18.5	21.9	27.3	25.4
2. To a little extent	21.4	22.4	20.4	22.9	15.2	20.3	21.0	20.9	24.0	21.9	20.8	21.1	23.0	20.3	21.9	10.9
3. To some extent	36.3	34.1	38.1	35.1	37.1	41.8	35.2	34.6	35.7	37.2	33.4	35.1	39.4	37.8	34.3	47.3
4. To a great extent	11.9	8.7	15.0	10.1	16.4	14.5	10.7	11.5	11.8	12.2	11.0	12.6	11.7	11.6	10.2	10.4
5. To a very great extent	7.6	7.5	7.4	5.9	17.9	9.0	6.7	8.3	6.4	7.7	6.7	8.0	7.4	8.3	6.3	6.0
<i>Item 11190 Subject L04, N02</i>	<i>N</i> 2142	975	1101	1478	265	394	602	752	395	1598	465	1015	499	225	330	38
E05: If YOU felt that it was necessary for the U.S. to fight in some future war, how likely is it that you would volunteer for military service in that war?																
1. I'm sure that I would volunteer	9.0	12.9	5.6	9.5	8.9	9.8	8.8	8.5	9.2	7.7	12.8	8.2	8.6	7.9	11.6	15.7
2. I would very likely volunteer	4.1	6.5	1.6	4.3	3.3	5.4	2.4	4.8	4.1	4.2	2.9	4.3	4.1	5.3	2.6	6.0
3. I would probably volunteer	10.2	14.4	6.4	11.4	3.4	11.3	11.2	9.5	8.7	9.1	14.0	9.0	11.4	10.7	10.4	9.7
4. I would probably NOT volunteer	15.8	17.7	14.3	17.1	9.9	15.1	16.1	16.0	15.8	16.8	12.0	16.3	16.7	15.2	14.0	9.9
5. I would very likely NOT volunteer	9.6	9.7	9.8	10.8	5.0	7.3	10.0	10.1	10.5	10.7	6.4	9.6	11.5	10.3	7.9	3.8
6. I would definitely NOT volunteer	29.3	24.1	34.1	26.3	47.7	26.7	26.1	33.2	29.5	29.8	28.6	29.4	30.6	28.0	30.2	21.0
7. In my opinion, there is no such thing as a "necessary" war	21.9	14.7	28.3	20.6	21.9	24.4	25.4	17.8	22.2	21.7	23.2	23.3	17.1	22.6	23.3	33.9
<i>Item 11220 Subject L03</i>	<i>N</i> 2138	963	1108	1479	264	394	595	757	393	1602	458	1008	507	224	331	37
E06: How closely do your ideas agree with your PARENTS' ideas about . . .																
Our ideas are . . .																
E06A: What you should do with your life (NOTE: This question was omitted in the questionnaires administered in California, beginning in 1997, due to state requirements.)																
1. Very similar	28.5	26.3	30.5	27.3	36.4	30.4	23.6	32.0	25.9	29.9	23.2	33.5	27.4	22.8	17.5	35.6
2. Mostly similar	43.0	42.8	43.5	46.0	33.7	38.9	46.1	42.6	43.8	45.2	38.0	41.1	43.8	50.2	47.1	21.4
3. Mostly different	10.8	11.2	10.6	9.9	10.1	13.1	9.5	10.0	13.5	9.8	13.7	9.5	12.0	11.2	12.2	16.2
4. Very different	8.6	9.1	8.0	7.9	8.5	8.9	8.8	8.1	9.4	7.2	12.3	7.0	9.2	8.5	12.2	13.1
8. Don't know	9.1	10.6	7.5	8.9	11.2	8.7	12.0	7.4	7.5	8.0	12.7	9.0	7.6	7.3	10.9	13.7
<i>Item 11230 Subject M03</i>	<i>N</i> 1969	866	1044	1422	259	397	607	765	200	1456	444	934	465	206	300	34

QUESTIONNAIRE FORM 4 1997	TOTAL	SEX		RACE		REGION				COLLEGE PLANS?		ILLICIT DRUG USE: LIFETIME					
		M	F	White	Black	NE	NC	S	W	Yes	No	None	Mari- juana Only	Few Pills	More Pills	Any Her- oin	
<i>N (Weighted No. of Cases):</i>	2643	1182	1312	1705	347	573	698	907	466	1847	565	1191	654	269	401	39	
<i>% of Weighted Total:</i>	100.0	44.7	49.6	64.5	13.1	21.7	26.4	34.3	17.6	69.9	21.4	45.0	24.7	10.2	15.2	1.5	
E06B: What you do in your leisure time (NOTE: This question was omitted in the questionnaires administered in California, beginning in 1997, due to state requirements.)																	
1. Very similar	8.9	9.6	8.6	8.9	9.7	9.5	8.2	9.8	6.5	8.8	8.4	11.4	7.2	10.0	3.6	6.6	
2. Mostly similar	28.7	25.0	31.8	32.6	20.2	29.2	30.0	27.8	27.4	30.4	25.4	34.0	27.2	26.2	17.4	28.7	
3. Mostly different	26.1	26.2	25.6	24.9	29.5	28.3	23.8	26.4	27.5	27.0	24.1	22.4	30.3	27.1	29.5	39.9	
4. Very different	25.7	26.5	25.2	23.9	22.6	24.3	24.4	26.6	29.2	24.4	28.5	19.6	25.9	29.8	42.0	16.5	
8. Don't know	10.6	12.6	8.8	9.7	18.0	8.8	13.6	9.4	9.3	9.5	13.5	12.6	9.5	6.9	7.4	8.2	
<i>Item 11240 Subject C08, M03</i>	<i>N</i>	<i>1954</i>	<i>856</i>	<i>1040</i>	<i>1415</i>	<i>255</i>	<i>394</i>	<i>604</i>	<i>758</i>	<i>198</i>	<i>1448</i>	<i>439</i>	<i>923</i>	<i>463</i>	<i>206</i>	<i>298</i>	<i>34</i>
E06C: How you dress—what clothes you wear (NOTE: This question was omitted in the questionnaires administered in California, beginning in 1997, due to state requirements.)																	
1. Very similar	20.6	17.8	23.2	21.8	20.2	18.9	17.2	25.9	14.1	21.8	16.7	24.0	19.5	24.3	11.3	9.6	
2. Mostly similar	39.8	38.4	40.6	43.8	26.2	40.4	40.0	39.7	38.0	41.4	37.0	39.9	40.9	42.0	38.5	24.6	
3. Mostly different	15.3	15.7	15.0	13.8	17.9	14.3	16.6	14.5	16.0	15.7	13.8	13.0	17.6	10.8	19.2	41.1	
4. Very different	15.5	16.0	15.0	12.5	22.3	17.6	15.5	12.7	22.0	13.0	20.9	14.0	13.6	17.4	21.4	11.9	
8. Don't know	8.9	12.0	6.3	8.1	13.3	8.8	10.7	7.2	10.0	8.2	11.6	9.0	8.5	5.4	9.6	12.9	
<i>Item 11250 Subject M03</i>	<i>N</i>	<i>1955</i>	<i>860</i>	<i>1035</i>	<i>1414</i>	<i>254</i>	<i>394</i>	<i>603</i>	<i>758</i>	<i>200</i>	<i>1450</i>	<i>439</i>	<i>926</i>	<i>461</i>	<i>204</i>	<i>301</i>	<i>34</i>
E06D: How you spend your money (NOTE: This question was omitted in the questionnaires administered in California, beginning in 1997, due to state requirements.)																	
1. Very similar	11.3	10.8	11.7	10.4	16.3	10.0	9.8	13.6	9.5	10.9	11.4	14.5	8.4	13.3	5.4	6.6	
2. Mostly similar	30.7	26.8	34.2	34.3	21.0	32.7	31.1	29.3	31.3	34.2	20.1	35.5	28.7	20.7	29.1	12.9	
3. Mostly different	24.1	26.3	23.0	24.7	20.7	25.1	24.0	24.3	22.3	24.2	25.0	21.6	26.8	30.9	21.8	46.5	
4. Very different	24.3	24.8	23.3	22.1	26.9	22.7	23.8	25.1	26.3	21.9	32.4	19.3	25.0	28.2	35.5	20.5	
8. Don't know	9.5	11.3	7.8	8.5	15.1	9.5	11.3	7.8	10.6	8.8	11.1	9.0	11.1	6.9	8.2	13.5	
<i>Item 11260 Subject M03</i>	<i>N</i>	<i>1947</i>	<i>853</i>	<i>1034</i>	<i>1408</i>	<i>253</i>	<i>390</i>	<i>601</i>	<i>757</i>	<i>198</i>	<i>1445</i>	<i>436</i>	<i>922</i>	<i>459</i>	<i>205</i>	<i>299</i>	<i>34</i>
E06E: What things are O.K. to do when you are on a date (NOTE: This question was omitted in the questionnaires administered in California, beginning in 1997, due to state requirements.)																	
1. Very similar	16.7	17.3	16.8	15.7	24.3	14.2	16.5	19.9	10.3	16.9	16.5	19.3	14.4	20.0	9.3	9.9	
2. Mostly similar	28.9	26.2	31.4	31.2	22.0	25.9	32.9	25.5	35.6	29.3	28.6	31.7	28.5	25.9	25.3	24.8	
3. Mostly different	18.7	17.6	19.5	20.0	10.4	20.2	19.2	18.4	15.3	19.3	18.0	15.8	21.1	18.3	23.8	26.0	
4. Very different	19.2	18.7	19.3	18.3	17.6	23.6	14.0	21.2	18.2	19.0	17.7	15.4	19.2	24.5	27.0	16.6	
8. Don't know	16.5	20.2	13.0	14.7	25.7	16.1	17.3	15.0	20.6	15.5	19.2	17.8	16.8	11.2	14.6	22.7	
<i>Item 11270 Subject M03</i>	<i>N</i>	<i>1967</i>	<i>861</i>	<i>1040</i>	<i>1404</i>	<i>266</i>	<i>397</i>	<i>615</i>	<i>761</i>	<i>194</i>	<i>1441</i>	<i>439</i>	<i>932</i>	<i>465</i>	<i>209</i>	<i>296</i>	<i>32</i>
E06F: Whether it is O.K. to drink (NOTE: This question was omitted in the questionnaires administered in California, beginning in 1997, due to state requirements.)																	
1. Very similar	26.9	26.1	27.9	24.1	40.3	18.8	29.1	31.4	18.9	27.3	24.9	38.2	16.5	20.1	11.8	23.8	
2. Mostly similar	25.6	26.8	25.2	28.6	13.6	32.6	25.0	20.1	34.8	27.3	22.1	23.7	29.8	25.8	26.4	22.7	
3. Mostly different	18.8	19.0	18.7	20.8	10.0	18.4	20.8	16.9	20.4	19.0	18.5	13.9	24.6	22.1	23.4	22.7	
4. Very different	20.1	17.9	21.6	18.9	22.6	22.3	15.7	22.7	19.7	19.2	21.6	14.3	23.7	22.1	31.0	21.6	
8. Don't know	8.6	10.2	6.7	7.6	13.5	7.9	9.4	9.0	6.2	7.1	12.9	9.9	5.4	9.9	7.4	9.1	
<i>Item 11280 Subject M03</i>	<i>N</i>	<i>1966</i>	<i>860</i>	<i>1042</i>	<i>1409</i>	<i>264</i>	<i>397</i>	<i>616</i>	<i>755</i>	<i>198</i>	<i>1444</i>	<i>436</i>	<i>931</i>	<i>464</i>	<i>208</i>	<i>297</i>	<i>32</i>

DESCRIPTIVE RESULTS: 1997

181

QUESTIONNAIRE FORM 4 1997	TOTAL	SEX		RACE		REGION				COLLEGE PLANS?		ILLICIT DRUG USE: LIFETIME					
		M	F	White	Black	NE	NC	S	W	Yes	No	None	Mari- juana Only	Few Pills	More Pills	Any Her- oin	
<i>N (Weighted No. of Cases):</i>	2643	1182	1312	1705	347	573	698	907	466	1847	565	1191	654	269	401	39	
<i>% of Weighted Total:</i>	100.0	44.7	49.6	64.5	13.1	21.7	26.4	34.3	17.6	69.9	21.4	45.0	24.7	10.2	15.2	1.5	
E06G: Whether it is O.K. to use marijuana (NOTE: This question was omitted in the questionnaires administered in California, beginning in 1997, due to state requirements.)																	
1. Very similar	47.1	45.4	48.7	47.0	49.3	41.9	50.7	48.5	41.6	49.5	39.7	71.0	26.4	34.0	17.9	15.1	
2. Mostly similar	11.8	10.5	12.9	12.8	9.2	16.3	13.0	8.1	12.6	12.4	9.5	7.5	17.4	11.1	16.5	21.3	
3. Mostly different	8.1	9.1	7.4	9.5	4.8	10.2	5.6	9.2	7.8	8.1	8.3	2.7	11.0	17.2	13.1	17.9	
4. Very different	22.6	21.9	22.9	21.5	20.5	23.2	18.9	24.0	27.3	21.6	25.1	9.3	34.6	29.0	41.7	27.4	
8. Don't know	10.4	13.1	8.0	9.1	16.2	8.4	11.8	10.2	10.7	8.3	17.3	9.6	10.6	8.7	10.8	18.1	
<i>Item 11290 Subject M03</i>	<i>N</i>	<i>1958</i>	<i>853</i>	<i>1041</i>	<i>1400</i>	<i>265</i>	<i>397</i>	<i>614</i>	<i>752</i>	<i>195</i>	<i>1441</i>	<i>432</i>	<i>927</i>	<i>464</i>	<i>208</i>	<i>294</i>	<i>32</i>
E06H: Whether it is O.K. to use other drugs (NOTE: This question was omitted in the questionnaires administered in California, beginning in 1997, due to state requirements.)																	
1. Very similar	57.2	54.4	59.6	57.6	61.0	49.7	60.6	61.3	46.3	60.7	45.9	74.7	50.3	52.2	23.9	12.0	
2. Mostly similar	11.1	10.1	12.1	12.1	6.4	15.7	10.9	7.4	16.9	11.3	11.3	6.5	17.5	11.6	14.8	11.3	
3. Mostly different	3.6	4.1	3.4	3.8	3.2	6.8	2.8	2.7	3.5	3.8	3.3	1.6	3.9	6.2	7.0	14.6	
4. Very different	17.5	18.0	17.1	17.7	11.9	19.6	13.9	18.6	20.4	16.1	21.5	7.4	19.1	22.4	41.4	44.0	
8. Don't know	10.5	13.4	7.9	8.8	17.6	8.3	11.8	10.0	12.9	8.1	18.1	9.8	9.3	7.6	12.9	18.1	
<i>Item 11300 Subject M03</i>	<i>N</i>	<i>1958</i>	<i>853</i>	<i>1040</i>	<i>1400</i>	<i>265</i>	<i>394</i>	<i>615</i>	<i>751</i>	<i>198</i>	<i>1441</i>	<i>431</i>	<i>928</i>	<i>463</i>	<i>208</i>	<i>294</i>	<i>32</i>
E06I: What values are important in life (NOTE: This question was omitted in the questionnaires administered in California, beginning in 1997, due to state requirements.)																	
1. Very similar	42.5	38.7	46.3	40.3	53.8	35.2	43.2	46.5	39.8	43.4	40.0	51.8	38.1	37.0	26.3	38.6	
2. Mostly similar	34.2	35.5	33.6	37.8	22.0	38.3	34.0	32.8	32.6	35.3	33.1	28.9	39.6	39.4	41.2	24.7	
3. Mostly different	9.2	9.9	8.4	8.7	7.1	13.8	8.2	6.8	12.3	8.9	9.3	6.5	10.3	9.0	14.8	8.8	
4. Very different	7.0	7.1	6.5	6.8	6.5	8.3	5.6	8.0	5.2	5.9	8.8	5.7	7.1	9.3	9.2	7.5	
8. Don't know	7.1	8.8	5.2	6.4	10.5	4.5	9.1	6.0	10.1	6.5	8.8	7.2	4.9	5.4	8.5	20.5	
<i>Item 11310 Subject M03</i>	<i>N</i>	<i>1955</i>	<i>853</i>	<i>1037</i>	<i>1398</i>	<i>263</i>	<i>392</i>	<i>616</i>	<i>752</i>	<i>195</i>	<i>1437</i>	<i>431</i>	<i>925</i>	<i>463</i>	<i>208</i>	<i>294</i>	<i>32</i>
E06J: The value of education (NOTE: This question was omitted in the questionnaires administered in California, beginning in 1997, due to state requirements.)																	
1. Very similar	61.2	58.1	64.7	59.5	69.4	57.6	58.1	66.5	57.5	65.0	47.9	68.5	58.2	60.0	46.2	49.5	
2. Mostly similar	25.4	24.7	26.2	28.9	13.3	27.9	29.0	20.7	27.7	24.7	31.4	19.7	28.6	30.4	35.5	32.9	
3. Mostly different	4.6	6.4	3.1	4.1	3.8	6.5	4.1	3.2	7.7	4.2	5.2	2.7	6.4	4.6	8.0	7.0	
4. Very different	3.9	4.6	2.9	3.7	4.2	6.0	2.7	4.8	0.7	2.3	7.4	3.8	2.9	3.7	5.1	4.9	
8. Don't know	4.9	6.2	3.1	3.9	9.2	2.1	6.1	4.9	6.4	3.8	8.1	5.4	3.9	1.3	5.1	5.7	
<i>Item 11320 Subject B09, M03</i>	<i>N</i>	<i>1955</i>	<i>852</i>	<i>1038</i>	<i>1399</i>	<i>263</i>	<i>392</i>	<i>615</i>	<i>753</i>	<i>195</i>	<i>1436</i>	<i>432</i>	<i>924</i>	<i>463</i>	<i>208</i>	<i>295</i>	<i>32</i>
E06K: What are appropriate roles for women (NOTE: This question was omitted in the questionnaires administered in California, beginning in 1997, due to state requirements.)																	
1. Very similar	39.4	30.4	47.1	39.0	42.8	38.0	38.2	41.8	36.8	41.8	32.7	44.5	36.6	38.5	32.8	21.5	
2. Mostly similar	30.9	33.2	29.3	33.1	26.2	31.8	31.1	29.7	32.6	31.3	31.9	28.9	35.0	32.3	30.8	29.1	
3. Mostly different	8.2	9.9	7.0	7.9	5.0	11.2	8.4	6.4	8.6	7.8	8.5	4.8	9.1	10.6	13.9	15.3	
4. Very different	6.1	5.4	6.3	5.2	8.6	7.4	4.9	7.0	4.1	5.2	7.8	5.6	6.4	6.1	6.2	7.1	
8. Don't know	15.3	21.2	10.3	14.8	17.4	11.6	17.3	15.0	17.9	13.9	19.2	16.2	13.0	12.6	16.3	27.0	
<i>Item 11330 Subject D05, M03</i>	<i>N</i>	<i>1940</i>	<i>847</i>	<i>1030</i>	<i>1391</i>	<i>259</i>	<i>392</i>	<i>610</i>	<i>744</i>	<i>195</i>	<i>1426</i>	<i>429</i>	<i>919</i>	<i>458</i>	<i>208</i>	<i>289</i>	<i>32</i>

QUESTIONNAIRE FORM 4 1997	TOTAL	SEX		RACE		REGION				COLLEGE PLANS?		ILLICIT DRUG USE: LIFETIME					
		M	F	White	Black	NE	NC	S	W	Yes	No	None	Mari- juana Only	Few Pills	More Pills	Any Her- oin	
<i>N (Weighted No. of Cases):</i>	2643	1182	1312	1705	347	573	698	907	466	1847	565	1191	654	269	401	39	
<i>% of Weighted Total:</i>	100.0	44.7	49.6	64.5	13.1	21.7	26.4	34.3	17.6	69.9	21.4	45.0	24.7	10.2	15.2	1.5	
E06L: Conservation and pollution issues (NOTE: This question was omitted in the questionnaires administered in California, beginning in 1997, due to state requirements.)																	
1. Very similar	21.3	22.1	21.3	22.5	20.9	22.0	23.5	21.6	11.8	21.4	20.3	27.1	17.7	12.9	16.5	15.9	
2. Mostly similar	29.9	31.0	29.2	33.5	12.7	28.5	27.7	30.3	38.2	30.6	30.4	26.7	34.0	36.4	28.9	24.8	
3. Mostly different	9.9	9.7	10.0	9.5	8.6	13.0	10.6	7.8	9.9	10.1	9.3	8.0	10.0	10.3	15.7	14.2	
4. Very different	6.6	5.6	6.9	5.3	12.1	6.3	6.9	6.8	5.4	6.2	5.5	7.0	6.5	4.7	6.2	11.0	
8. Don't know	32.3	31.6	32.7	29.2	45.7	30.2	31.4	33.5	34.7	31.6	34.5	31.3	31.8	35.7	32.7	34.0	
<i>Item 11340 Subject F04, M03</i>	<i>N</i>	<i>1936</i>	<i>841</i>	<i>1031</i>	<i>1388</i>	<i>258</i>	<i>387</i>	<i>613</i>	<i>744</i>	<i>191</i>	<i>1424</i>	<i>426</i>	<i>918</i>	<i>456</i>	<i>207</i>	<i>289</i>	<i>31</i>
E06M: Racial issues (NOTE: This question was omitted in the questionnaires administered in California, beginning in 1997, due to state requirements.)																	
1. Very similar	32.6	33.9	31.9	31.1	46.7	29.5	29.1	38.4	27.8	32.7	30.4	35.4	29.9	36.3	26.6	16.6	
2. Mostly similar	27.7	26.3	29.3	29.6	19.9	29.6	26.8	25.1	37.0	29.3	24.8	27.2	29.7	28.1	25.6	42.0	
3. Mostly different	13.4	13.3	13.7	14.3	5.2	13.2	14.2	13.3	11.1	13.8	13.0	11.7	15.0	10.5	18.1	6.9	
4. Very different	10.0	8.5	10.9	10.1	8.3	11.4	11.2	8.4	9.5	9.2	12.5	7.9	9.5	11.7	15.8	23.7	
8. Don't know	16.3	17.9	14.2	14.9	19.9	16.2	18.7	14.8	14.6	15.0	19.2	17.7	15.9	13.3	14.0	10.9	
<i>Item 11350 Subject M03, N02</i>	<i>N</i>	<i>1941</i>	<i>847</i>	<i>1029</i>	<i>1392</i>	<i>258</i>	<i>387</i>	<i>613</i>	<i>746</i>	<i>195</i>	<i>1429</i>	<i>425</i>	<i>923</i>	<i>458</i>	<i>207</i>	<i>286</i>	<i>32</i>
E06N: Religion (NOTE: This question was omitted in the questionnaires administered in California, beginning in 1997, due to state requirements.)																	
1. Very similar	40.2	39.0	42.0	38.0	52.8	33.9	38.8	44.6	40.4	39.2	42.1	47.5	35.9	36.6	29.2	23.1	
2. Mostly similar	27.1	26.7	27.3	29.1	20.8	25.3	27.5	26.9	30.0	29.1	21.5	25.4	31.5	22.7	30.0	31.4	
3. Mostly different	10.4	11.5	9.6	11.3	4.4	15.9	10.3	7.1	12.4	10.7	10.1	8.3	10.9	12.4	15.4	3.7	
4. Very different	8.7	8.9	8.1	9.0	5.8	10.4	8.4	9.0	4.5	8.5	9.4	6.4	7.1	13.1	13.4	17.7	
8. Don't know	13.6	13.9	13.0	12.6	16.1	14.5	15.0	12.4	12.8	12.6	17.0	12.4	14.6	15.1	12.1	24.2	
<i>Item 11360 Subject G, M03</i>	<i>N</i>	<i>1941</i>	<i>848</i>	<i>1029</i>	<i>1390</i>	<i>260</i>	<i>383</i>	<i>615</i>	<i>748</i>	<i>195</i>	<i>1430</i>	<i>424</i>	<i>924</i>	<i>460</i>	<i>204</i>	<i>288</i>	<i>32</i>
E06O: Politics (NOTE: This question was omitted in the questionnaires administered in California, beginning in 1997, due to state requirements.)																	
1. Very similar	20.7	21.1	21.0	21.0	24.0	18.4	19.4	23.3	19.5	20.2	21.6	24.3	17.8	21.8	13.6	6.9	
2. Mostly similar	25.8	26.1	25.6	27.4	20.2	22.3	25.8	26.8	28.7	27.4	21.7	26.4	31.7	19.1	21.3	24.0	
3. Mostly different	11.1	12.0	10.4	12.3	4.2	11.9	10.9	11.5	8.7	11.3	10.4	8.0	11.2	11.4	20.2	13.1	
4. Very different	7.1	7.1	6.8	6.5	8.2	10.0	8.0	5.8	3.8	6.8	7.3	6.3	6.3	8.8	9.4	9.1	
8. Don't know	35.3	33.7	36.2	32.8	43.5	37.5	35.9	32.6	39.3	34.2	39.1	35.1	33.0	38.8	35.5	46.8	
<i>Item 11370 Subject H01, M03</i>	<i>N</i>	<i>1936</i>	<i>844</i>	<i>1027</i>	<i>1387</i>	<i>259</i>	<i>382</i>	<i>612</i>	<i>748</i>	<i>194</i>	<i>1426</i>	<i>424</i>	<i>921</i>	<i>458</i>	<i>203</i>	<i>288</i>	<i>32</i>
E07: How do you think your CLOSE FRIENDS feel (or would feel) about YOU doing each of the following things?																	
E07A: Smoking one or more packs of cigarettes per day																	
1. Not disapprove	31.5	35.0	28.6	35.8	17.5	33.5	33.6	32.8	23.9	27.7	45.7	18.9	35.3	42.8	55.0	55.5	
2. Disapprove	32.3	32.0	32.7	31.6	33.7	35.0	30.3	31.5	34.4	33.8	28.0	30.7	36.6	34.6	30.2	26.9	
3. Strongly disapprove	36.2	33.0	38.7	32.6	48.8	31.5	36.1	35.7	41.6	38.5	26.3	50.4	28.1	22.6	14.8	17.6	
<i>Item 11470 Subject A12b</i>	<i>N</i>	<i>2115</i>	<i>950</i>	<i>1091</i>	<i>1462</i>	<i>254</i>	<i>379</i>	<i>611</i>	<i>732</i>	<i>393</i>	<i>1583</i>	<i>438</i>	<i>987</i>	<i>508</i>	<i>218</i>	<i>332</i>	<i>35</i>
E07B: Trying marijuana (pot, grass) once or twice																	
1. Not disapprove	47.0	49.0	45.6	50.1	34.6	52.9	45.1	44.9	48.0	45.5	52.9	21.8	67.6	60.8	78.4	69.5	
2. Disapprove	23.9	25.9	21.8	23.2	26.5	25.5	23.2	23.5	24.1	24.9	22.0	27.9	21.7	26.3	13.7	24.5	
3. Strongly disapprove	29.1	25.1	32.6	26.7	38.8	21.6	31.7	31.6	27.9	29.7	25.1	50.4	10.7	13.0	7.8	5.9	
<i>Item 11480 Subject A12b</i>	<i>N</i>	<i>2120</i>	<i>954</i>	<i>1092</i>	<i>1468</i>	<i>253</i>	<i>379</i>	<i>611</i>	<i>732</i>	<i>399</i>	<i>1585</i>	<i>443</i>	<i>986</i>	<i>511</i>	<i>221</i>	<i>332</i>	<i>35</i>

QUESTIONNAIRE FORM 4 1997	TOTAL	SEX		RACE		REGION				COLLEGE PLANS?		ILLICIT DRUG USE: LIFETIME				
		M	F	White	Black	NE	NC	S	W	Yes	No	None	Mari- juana Only	Few Pills	More Pills	Any Her- oin
<i>N (Weighted No. of Cases):</i> <i>% of Weighted Total:</i>	2643 100.0	1182 44.7	1312 49.6	1705 64.5	347 13.1	573 21.7	698 26.4	907 34.3	466 17.6	1847 69.9	565 21.4	1191 45.0	654 24.7	269 10.2	401 15.2	39 1.5
E07C: Smoking marijuana occasionally																
1. Not disapprove	40.1	43.5	37.5	42.2	33.2	44.6	37.5	39.9	40.0	38.3	46.6	16.1	57.3	53.4	72.4	70.7
2. Disapprove	24.4	25.7	22.9	24.3	25.7	26.9	23.7	22.8	26.0	25.1	23.3	25.9	25.2	28.4	16.3	21.7
3. Strongly disapprove	35.5	30.8	39.6	33.6	41.0	28.5	38.8	37.2	33.9	36.6	30.1	58.0	17.4	18.1	11.3	7.6
<i>Item 11490 Subject A12b</i>	<i>N 2108</i>	<i>950</i>	<i>1084</i>	<i>1463</i>	<i>252</i>	<i>373</i>	<i>608</i>	<i>731</i>	<i>397</i>	<i>1581</i>	<i>440</i>	<i>981</i>	<i>507</i>	<i>218</i>	<i>332</i>	<i>35</i>
E07D: Smoking marijuana regularly																
1. Not disapprove	25.9	29.6	22.6	25.9	25.6	29.1	27.0	23.9	24.8	22.9	37.5	11.1	28.9	29.7	58.4	60.7
2. Disapprove	27.9	29.5	26.6	28.4	32.0	28.5	23.5	30.2	30.1	27.9	27.6	22.5	38.4	33.9	23.7	24.3
3. Strongly disapprove	46.2	40.9	50.8	45.7	42.4	42.4	49.5	46.0	45.1	49.2	34.9	66.5	32.7	36.4	17.9	15.0
<i>Item 11500 Subject A12b</i>	<i>N 2103</i>	<i>949</i>	<i>1083</i>	<i>1458</i>	<i>251</i>	<i>375</i>	<i>605</i>	<i>726</i>	<i>396</i>	<i>1575</i>	<i>436</i>	<i>978</i>	<i>507</i>	<i>219</i>	<i>330</i>	<i>35</i>
E07E: Trying LSD once or twice																
1. Not disapprove	20.7	22.7	19.0	24.0	5.9	26.5	20.6	19.3	18.0	19.3	26.5	7.8	16.6	30.8	57.5	49.0
2. Disapprove	25.1	26.4	24.2	25.2	25.1	25.0	23.7	25.3	27.0	24.5	26.8	23.6	29.5	28.2	18.5	41.4
3. Strongly disapprove	54.2	51.0	56.8	50.8	69.0	48.5	55.8	55.4	54.9	56.3	46.7	68.6	53.9	41.0	24.0	9.7
<i>Item 11510 Subject A12b</i>	<i>N 2104</i>	<i>948</i>	<i>1083</i>	<i>1459</i>	<i>250</i>	<i>376</i>	<i>607</i>	<i>726</i>	<i>394</i>	<i>1576</i>	<i>436</i>	<i>980</i>	<i>507</i>	<i>219</i>	<i>328</i>	<i>35</i>
E07F: Trying an amphetamine (upper, pep pill, bennie, speed) once or twice																
1. Not disapprove	19.6	20.8	18.3	22.5	6.9	23.1	21.2	18.4	16.3	18.5	23.4	9.0	14.7	28.7	50.8	55.8
2. Disapprove	27.1	27.3	27.0	28.2	24.4	27.4	25.0	27.7	28.9	26.5	29.2	25.0	28.4	34.7	26.1	26.5
3. Strongly disapprove	53.3	51.9	54.7	49.2	68.6	49.6	53.7	53.9	54.9	55.0	47.4	66.0	56.9	36.6	23.1	17.7
<i>Item 11520 Subject A12b</i>	<i>N 2096</i>	<i>941</i>	<i>1082</i>	<i>1455</i>	<i>251</i>	<i>372</i>	<i>606</i>	<i>723</i>	<i>395</i>	<i>1571</i>	<i>436</i>	<i>979</i>	<i>505</i>	<i>216</i>	<i>328</i>	<i>33</i>
E07G: Trying cocaine once or twice																
1. Not disapprove	12.7	14.6	10.9	13.3	6.1	12.9	15.6	9.9	13.2	10.5	19.9	6.6	7.9	12.2	35.9	43.9
2. Disapprove	22.4	22.6	22.4	23.4	22.8	22.9	22.2	22.8	21.3	22.0	23.4	20.5	23.0	29.4	22.0	27.2
3. Strongly disapprove	64.9	62.8	66.7	63.3	71.1	64.2	62.2	67.3	65.5	67.5	56.7	72.9	69.1	58.4	42.1	28.9
<i>Item 11525 Subject A12b</i>	<i>N 2105</i>	<i>946</i>	<i>1086</i>	<i>1461</i>	<i>251</i>	<i>377</i>	<i>606</i>	<i>727</i>	<i>395</i>	<i>1580</i>	<i>436</i>	<i>981</i>	<i>507</i>	<i>218</i>	<i>329</i>	<i>35</i>
E07H: Taking cocaine occasionally																
1. Not disapprove	9.2	11.1	7.4	9.3	5.3	8.8	12.3	7.3	8.2	7.0	16.0	5.7	5.2	6.1	24.6	31.8
2. Disapprove	21.7	22.9	20.6	22.3	23.0	22.3	21.3	21.0	23.0	20.0	27.6	18.9	22.1	28.5	24.2	31.8
3. Strongly disapprove	69.1	65.9	72.0	68.4	71.7	68.9	66.4	71.7	68.8	73.0	56.4	75.3	72.7	65.3	51.1	36.4
<i>Item 11526 Subject A12b</i>	<i>N 2097</i>	<i>940</i>	<i>1084</i>	<i>1455</i>	<i>251</i>	<i>376</i>	<i>606</i>	<i>720</i>	<i>394</i>	<i>1573</i>	<i>434</i>	<i>979</i>	<i>503</i>	<i>218</i>	<i>328</i>	<i>35</i>
E07I: Taking one or two drinks nearly every day																
1. Not disapprove	28.5	36.9	21.3	28.8	26.4	28.0	30.9	27.6	26.8	25.2	41.0	18.6	32.1	30.0	51.4	37.5
2. Disapprove	31.9	31.2	31.7	34.1	25.9	30.7	31.2	32.5	32.8	32.4	29.4	29.4	35.8	38.0	28.6	30.7
3. Strongly disapprove	39.6	32.0	46.9	37.1	47.7	41.3	37.9	39.8	40.3	42.4	29.7	52.0	32.1	32.0	20.1	31.7
<i>Item 11530 Subject A12b</i>	<i>N 2102</i>	<i>944</i>	<i>1085</i>	<i>1459</i>	<i>249</i>	<i>376</i>	<i>606</i>	<i>725</i>	<i>395</i>	<i>1576</i>	<i>435</i>	<i>983</i>	<i>504</i>	<i>218</i>	<i>329</i>	<i>35</i>
E07J: Taking four or five drinks nearly every day																
1. Not disapprove	17.5	25.0	10.7	18.3	13.8	16.3	20.7	16.2	16.0	14.3	28.1	11.6	18.1	17.1	31.7	36.7
2. Disapprove	28.4	28.6	27.8	28.6	29.1	26.4	28.0	30.0	28.0	27.1	32.2	22.8	32.7	34.4	34.6	23.5
3. Strongly disapprove	54.1	46.3	61.5	53.2	57.1	57.3	51.3	53.8	56.0	58.6	39.7	65.6	49.2	48.5	33.8	39.7
<i>Item 11540 Subject A12b</i>	<i>N 2095</i>	<i>940</i>	<i>1082</i>	<i>1453</i>	<i>250</i>	<i>374</i>	<i>602</i>	<i>723</i>	<i>395</i>	<i>1570</i>	<i>436</i>	<i>976</i>	<i>505</i>	<i>217</i>	<i>327</i>	<i>35</i>
E07K: Having five or more drinks once or twice each weekend																
1. Not disapprove	43.6	48.9	39.3	49.0	25.4	46.7	45.5	42.2	40.5	42.6	49.3	25.8	54.4	55.9	70.4	67.9
2. Disapprove	23.4	22.7	23.8	23.2	25.8	24.8	20.1	26.3	21.9	22.7	25.5	26.3	21.0	24.0	17.9	14.1
3. Strongly disapprove	32.9	28.5	36.9	27.8	48.7	28.6	34.5	31.4	37.6	34.7	25.2	47.9	24.5	20.1	11.7	18.0
<i>Item 11550 Subject A12b</i>	<i>N 2100</i>	<i>943</i>	<i>1085</i>	<i>1458</i>	<i>248</i>	<i>375</i>	<i>606</i>	<i>724</i>	<i>394</i>	<i>1574</i>	<i>436</i>	<i>980</i>	<i>504</i>	<i>218</i>	<i>328</i>	<i>35</i>
E07L: Driving a car after having 1-2 drinks																
1. Not disapprove	23.6	28.0	19.7	25.7	14.8	20.4	25.2	25.9	19.8	22.2	28.4	13.8	28.1	32.1	39.9	33.3
2. Disapprove	28.4	30.6	27.1	30.2	26.1	30.3	29.8	27.2	27.0	28.1	31.2	24.5	33.3	28.5	32.0	30.0
3. Strongly disapprove	48.0	41.4	53.2	44.0	59.1	49.3	45.0	47.0	53.2	49.6	40.5	61.7	38.5	39.5	28.1	36.7
<i>Item 11551 Subject A12b</i>	<i>N 2095</i>	<i>941</i>	<i>1082</i>	<i>1458</i>	<i>249</i>	<i>374</i>	<i>606</i>	<i>723</i>	<i>392</i>	<i>1572</i>	<i>434</i>	<i>977</i>	<i>504</i>	<i>218</i>	<i>329</i>	<i>35</i>

MONITORING THE FUTURE

QUESTIONNAIRE FORM 4 1997	TOTAL	SEX		RACE		REGION				COLLEGE PLANS?		ILLICIT DRUG USE: LIFETIME				
		M	F	White	Black	NE	NC	S	W	Yes	No	None	Mari- juana Only	Few Pills	More Pills	Any Her- oin
<i>N (Weighted No. of Cases):</i>	2643	1182	1312	1705	347	573	698	907	466	1847	565	1191	654	269	401	39
<i>% of Weighted Total:</i>	100.0	44.7	49.6	64.5	13.1	21.7	26.4	34.3	17.6	69.9	21.4	45.0	24.7	10.2	15.2	1.5
E07M: Driving a car after having 5 or more drinks																
1. Not disapprove	7.9	9.9	5.7	7.6	8.1	8.4	10.1	6.5	6.5	6.0	13.9	6.4	8.2	5.1	12.3	12.8
2. Disapprove	20.9	24.5	17.9	21.8	22.0	16.1	21.8	24.1	18.1	19.5	25.2	15.9	25.8	24.5	25.7	19.0
3. Strongly disapprove	71.2	65.7	76.4	70.6	69.9	75.5	68.0	69.4	75.4	74.5	60.9	77.8	66.1	70.4	62.0	68.1
<i>Item 11552 Subject A12b</i>	<i>N</i> 2095	<i>941</i>	<i>1081</i>	<i>1454</i>	<i>246</i>	<i>372</i>	<i>605</i>	<i>726</i>	<i>392</i>	<i>1568</i>	<i>437</i>	<i>976</i>	<i>502</i>	<i>218</i>	<i>329</i>	<i>35</i>
E08: These days, how many people in the following groups would you guess use illicit drugs (like marijuana, cocaine, etc.) occasionally or regularly?																
E08A: Professional athletes																
1. 0% to 10%	12.7	14.2	11.3	12.7	11.9	12.4	12.9	9.7	18.3	13.0	10.8	14.6	11.9	9.7	8.4	27.2
2. 11% to 30%	25.4	26.2	24.3	26.3	23.1	22.0	26.4	25.1	28.0	26.3	23.2	26.8	23.3	26.4	26.4	10.5
3. 31% to 50%	21.0	20.8	21.7	22.4	18.2	19.6	21.7	22.7	18.0	20.4	24.9	18.9	23.0	27.9	21.3	14.2
4. 51% to 70%	16.9	16.2	17.1	16.4	17.5	22.2	16.5	16.7	12.6	17.7	13.6	15.7	17.4	16.8	19.4	15.7
5. 71% to 90%	9.1	8.0	10.3	9.3	8.2	8.9	8.0	11.0	7.7	9.4	8.6	8.5	10.7	7.5	11.0	5.2
6. 91% to 100%	3.2	3.3	2.9	3.0	4.2	2.7	3.4	3.1	3.3	2.7	4.9	2.4	2.1	2.2	5.9	6.0
8. Have no idea	11.7	11.2	12.4	9.9	16.9	12.2	11.2	11.8	12.0	10.5	14.1	13.0	11.7	9.6	7.6	21.2
<i>Item 22380 Subject A17a</i>	<i>N</i> 2091	<i>942</i>	<i>1081</i>	<i>1444</i>	<i>253</i>	<i>372</i>	<i>601</i>	<i>729</i>	<i>390</i>	<i>1570</i>	<i>430</i>	<i>979</i>	<i>498</i>	<i>221</i>	<i>324</i>	<i>35</i>
E08B: Rock music performers																
1. 0% to 10%	2.1	2.5	1.7	1.4	4.6	2.5	2.7	1.7	1.6	1.6	3.3	3.2	1.0	1.8	1.0	-
2. 11% to 30%	4.9	5.3	4.4	4.6	4.8	3.9	4.1	5.4	5.9	5.2	3.6	6.3	4.6	2.6	1.8	3.4
3. 31% to 50%	11.4	11.7	11.1	11.5	11.9	8.2	14.0	11.0	11.3	11.9	9.3	12.9	11.1	12.2	7.6	10.7
4. 51% to 70%	20.6	19.7	21.1	21.9	16.9	21.3	20.0	20.4	21.2	21.3	18.9	20.3	21.3	24.4	18.8	21.7
5. 71% to 90%	31.2	32.3	31.1	34.1	21.7	33.0	29.2	33.6	28.0	31.1	32.4	28.8	32.0	34.0	36.9	32.6
6. 91% to 100%	21.2	20.2	21.5	19.6	25.2	20.3	21.7	20.5	22.7	21.2	21.0	18.3	22.6	19.2	28.0	20.6
8. Have no idea	8.6	8.3	9.2	6.9	14.9	10.8	8.3	7.4	9.2	7.6	11.4	10.3	7.4	5.8	5.8	11.0
<i>Item 22390 Subject A17a</i>	<i>N</i> 2088	<i>940</i>	<i>1079</i>	<i>1444</i>	<i>253</i>	<i>370</i>	<i>598</i>	<i>728</i>	<i>392</i>	<i>1569</i>	<i>429</i>	<i>978</i>	<i>497</i>	<i>220</i>	<i>324</i>	<i>35</i>
E08C: Actors and actresses																
1. 0% to 10%	5.6	6.8	4.6	5.8	5.5	3.7	7.2	5.2	5.8	5.4	6.4	8.5	3.4	2.4	2.7	-
2. 11% to 30%	13.7	15.3	12.4	13.0	13.7	13.0	13.7	13.4	15.1	14.3	11.7	16.2	15.3	10.7	6.4	9.4
3. 31% to 50%	21.9	23.1	20.8	23.0	22.4	18.4	22.8	23.0	21.8	22.0	21.6	21.7	21.2	23.0	23.9	17.2
4. 51% to 70%	24.2	22.9	25.1	25.2	19.8	22.5	21.4	25.2	28.1	26.0	20.2	21.8	25.0	30.8	27.0	22.5
5. 71% to 90%	15.6	14.4	17.2	16.3	13.5	20.1	17.5	14.9	9.6	15.7	16.2	13.4	17.1	16.7	19.9	18.9
6. 91% to 100%	7.1	5.8	7.8	6.5	7.8	8.0	6.5	7.2	7.0	6.5	7.3	3.8	7.6	8.3	13.5	13.5
8. Have no idea	11.8	11.7	12.1	10.0	17.3	14.3	10.8	11.0	12.6	10.0	16.5	14.5	10.3	8.1	6.7	18.5
<i>Item 22400 Subject A17a</i>	<i>N</i> 2089	<i>941</i>	<i>1080</i>	<i>1445</i>	<i>253</i>	<i>371</i>	<i>599</i>	<i>728</i>	<i>392</i>	<i>1571</i>	<i>427</i>	<i>980</i>	<i>497</i>	<i>220</i>	<i>323</i>	<i>35</i>
E09: How many people in the following groups would you guess strongly disapprove of such illicit drug use?																
E09A: Professional athletes																
1. 0% to 10%	8.8	9.8	7.7	8.7	10.4	9.0	8.8	9.1	8.2	7.5	12.2	8.4	8.8	5.7	11.1	13.9
2. 11% to 30%	21.9	19.1	24.4	22.9	16.8	25.7	22.5	21.8	17.6	22.1	22.8	19.4	23.5	32.5	20.5	20.6
3. 31% to 50%	18.2	18.3	18.2	19.0	17.8	17.1	18.6	20.2	14.8	18.5	17.7	17.5	18.3	20.2	21.0	7.1
4. 51% to 70%	15.8	16.4	15.4	16.5	16.5	16.3	16.5	15.5	15.1	16.0	16.3	16.0	15.3	13.3	18.6	10.5
5. 71% to 90%	13.7	15.7	11.9	14.8	9.5	11.5	15.2	11.6	17.2	14.4	11.2	14.3	15.4	10.9	12.3	7.5
6. 91% to 100%	6.6	6.8	6.4	5.8	7.2	6.1	5.5	6.6	8.8	7.4	3.5	8.3	5.1	4.1	4.0	13.1
8. Have no idea	15.0	13.8	16.1	12.2	21.8	14.3	12.9	15.4	18.3	14.2	16.3	16.1	13.6	13.3	12.5	27.3
<i>Item 22420 Subject A17b</i>	<i>N</i> 2069	<i>936</i>	<i>1064</i>	<i>1429</i>	<i>250</i>	<i>369</i>	<i>593</i>	<i>719</i>	<i>388</i>	<i>1557</i>	<i>423</i>	<i>974</i>	<i>495</i>	<i>217</i>	<i>315</i>	<i>35</i>
E09B: Rock music performers																
1. 0% to 10%	26.0	27.2	24.6	26.3	22.5	25.0	26.6	27.2	23.9	25.6	27.5	24.6	26.7	24.9	29.7	21.4
2. 11% to 30%	28.2	29.1	27.4	31.0	23.1	29.9	29.8	27.2	25.8	29.3	25.6	26.2	28.8	32.7	32.6	24.3
3. 31% to 50%	16.1	14.4	17.6	17.2	12.0	17.9	16.7	16.0	13.6	16.8	13.1	14.6	20.8	19.4	13.0	11.0
4. 51% to 70%	8.9	9.0	9.1	9.0	9.2	6.8	8.3	9.4	11.2	9.0	8.5	11.1	5.6	7.1	7.5	9.8
5. 71% to 90%	3.9	4.8	2.9	3.5	4.2	2.7	4.8	3.2	5.1	3.5	5.3	4.1	3.8	1.5	4.4	10.8
6. 91% to 100%	2.4	2.1	2.4	1.2	5.8	1.9	1.5	2.3	4.3	1.9	4.1	2.8	2.0	2.0	1.4	-
8. Have no idea	14.5	13.4	15.9	11.8	23.2	15.7	12.4	14.8	16.1	13.9	16.0	16.6	12.2	12.4	11.4	22.6
<i>Item 22430 Subject A17b</i>	<i>N</i> 2064	<i>931</i>	<i>1065</i>	<i>1424</i>	<i>249</i>	<i>368</i>	<i>591</i>	<i>716</i>	<i>388</i>	<i>1556</i>	<i>420</i>	<i>972</i>	<i>494</i>	<i>215</i>	<i>314</i>	<i>35</i>

QUESTIONNAIRE FORM 4 1997	TOTAL	SEX		RACE		REGION				COLLEGE PLANS?		ILLICIT DRUG USE: LIFETIME				
		M	F	White	Black	NE	NC	S	W	Yes	No	None	Mari- juana Only	Few Pills	More Pills	Any Her- oin
<i>N (Weighted No. of Cases):</i> <i>% of Weighted Total:</i>	2643 100.0	1182 44.7	1312 49.6	1705 64.5	347 13.1	573 21.7	698 26.4	907 34.3	466 17.6	1847 69.9	565 21.4	1191 45.0	654 24.7	269 10.2	401 15.2	39 1.5
E09C: Actors and actresses																
1. 0% to 10%	10.4	11.6	9.3	9.9	11.0	9.8	9.8	12.0	9.2	9.5	12.9	9.4	10.3	8.2	14.4	15.1
2. 11% to 30%	24.2	20.4	27.4	26.9	19.0	27.0	26.9	23.8	18.2	25.1	22.8	21.7	26.2	27.8	28.1	26.0
3. 31% to 50%	20.5	20.5	20.4	21.7	18.7	18.4	22.2	20.0	20.8	21.3	18.3	19.2	23.2	26.6	17.7	16.5
4. 51% to 70%	15.0	15.5	14.4	15.5	11.1	15.7	13.2	14.6	17.7	15.8	12.4	14.9	14.6	16.4	15.7	9.9
5. 71% to 90%	10.2	12.9	7.8	10.0	8.2	9.8	10.2	9.7	11.3	10.3	8.8	11.6	9.9	5.1	8.5	11.0
6. 91% to 100%	3.6	4.4	3.0	2.5	7.7	3.4	3.9	2.9	4.8	3.4	5.3	4.5	2.6	2.0	2.8	3.6
8. Have no idea	16.1	14.5	17.7	13.5	24.3	15.9	13.6	17.1	18.0	14.6	19.6	18.8	13.1	13.9	12.8	17.9
<i>Item 22440 Subject A17b</i>	<i>N 2055</i>	<i>928</i>	<i>1058</i>	<i>1420</i>	<i>246</i>	<i>365</i>	<i>588</i>	<i>713</i>	<i>388</i>	<i>1550</i>	<i>417</i>	<i>972</i>	<i>490</i>	<i>214</i>	<i>313</i>	<i>33</i>
E09D: People your age (in general)																
1. 0% to 10%	16.6	16.9	16.1	15.7	22.0	17.6	17.3	17.2	13.3	15.0	21.4	13.2	18.7	10.2	27.4	19.9
2. 11% to 30%	21.6	21.8	21.1	23.2	10.9	27.2	18.0	21.8	21.1	22.0	20.0	17.5	24.4	30.4	23.7	28.7
3. 31% to 50%	23.1	22.9	23.8	24.9	20.1	23.2	23.6	22.6	22.9	24.9	18.0	25.2	22.9	23.6	17.4	21.7
4. 51% to 70%	15.6	14.9	16.5	16.5	11.4	12.3	16.7	16.1	15.8	16.3	13.2	17.5	14.7	14.0	12.8	6.4
5. 71% to 90%	8.3	9.2	7.4	8.2	8.8	5.9	10.3	8.3	7.7	8.3	8.5	9.5	6.2	8.1	8.3	9.2
6. 91% to 100%	3.4	2.9	3.5	2.6	5.8	1.5	3.0	3.0	6.4	3.2	4.2	4.3	2.7	2.5	2.0	1.0
8. Have no idea	11.6	11.4	11.7	8.9	21.0	12.4	11.0	11.0	12.7	10.3	14.6	12.9	10.3	11.2	8.4	13.2
<i>Item 22450 Subject A12b, A17b</i>	<i>N 2050</i>	<i>930</i>	<i>1052</i>	<i>1417</i>	<i>246</i>	<i>366</i>	<i>588</i>	<i>710</i>	<i>385</i>	<i>1549</i>	<i>419</i>	<i>964</i>	<i>491</i>	<i>214</i>	<i>313</i>	<i>35</i>
E10: The next questions ask about anti-drug commercials or "spots" that are intended to discourage drug use. In recent months, about how often have you seen such anti-drug commercials on TV, or heard them on the radio?																
1. Not at all	12.4	13.5	11.2	10.3	18.6	9.9	15.8	12.9	8.4	9.6	20.2	12.8	13.0	12.6	8.7	17.1
2. Less than once a month	13.1	13.0	13.3	13.3	10.3	14.9	13.3	12.3	12.8	12.8	14.3	12.9	11.8	10.5	16.9	23.8
3. 1-3 times per month	30.6	31.7	29.1	32.1	21.9	27.8	30.6	31.7	31.3	32.3	25.1	28.9	31.7	31.5	35.5	14.8
4. 1-3 times per week	23.0	22.6	23.7	24.3	21.6	23.8	21.1	24.4	22.5	24.3	19.8	22.4	25.7	23.9	21.2	11.2
5. Daily or almost daily	16.2	14.9	17.9	15.8	20.8	20.6	14.6	14.3	18.1	16.4	15.9	17.3	15.3	15.3	14.1	30.2
6. More than once a day	4.7	4.3	4.8	4.1	6.8	3.0	4.6	4.5	6.8	4.7	4.7	5.7	2.6	6.2	3.7	2.9
<i>Item 22460 Subject A10b</i>	<i>N 2024</i>	<i>913</i>	<i>1046</i>	<i>1403</i>	<i>240</i>	<i>364</i>	<i>583</i>	<i>699</i>	<i>378</i>	<i>1531</i>	<i>411</i>	<i>958</i>	<i>486</i>	<i>207</i>	<i>308</i>	<i>35</i>
E11: To what extent do you think such commercials have . . .																
E11A: . . . made people your age less favorable toward drugs																
1. Not at all	39.1	41.2	37.7	40.9	36.7	46.6	39.7	39.4	30.4	37.0	46.9	34.1	37.7	43.0	50.7	61.0
2. To a little extent	33.6	32.0	35.2	34.9	25.2	32.7	32.1	34.5	35.2	35.1	27.8	35.4	36.1	33.6	26.7	19.5
3. To some extent	21.6	20.9	21.9	20.9	24.3	16.2	23.8	19.8	26.6	22.3	20.6	23.9	22.1	19.2	17.1	10.8
4. To a great extent	3.2	3.4	3.1	2.1	5.0	1.8	3.0	2.8	5.6	3.2	2.8	3.4	1.9	3.6	3.6	6.9
5. To a very great extent	2.5	2.6	2.1	1.2	8.8	2.7	1.4	3.4	2.1	2.3	1.9	3.2	2.2	0.5	1.8	1.8
<i>Item 22470 Subject A10b</i>	<i>N 2046</i>	<i>931</i>	<i>1049</i>	<i>1420</i>	<i>243</i>	<i>364</i>	<i>589</i>	<i>707</i>	<i>387</i>	<i>1542</i>	<i>420</i>	<i>967</i>	<i>491</i>	<i>203</i>	<i>315</i>	<i>35</i>
E11B: . . . made you less favorable toward drugs																
1. Not at all	39.6	42.6	37.2	42.7	31.4	43.6	37.1	41.0	37.1	38.6	44.3	33.2	39.2	38.9	57.0	63.9
2. To a little extent	23.5	24.5	23.4	24.4	19.2	24.1	23.8	23.7	22.2	23.5	21.8	21.8	27.1	28.9	20.5	24.2
3. To some extent	21.3	20.4	21.4	20.9	23.8	19.1	25.7	16.5	25.4	22.2	19.6	23.2	22.0	20.7	16.4	6.8
4. To a great extent	6.2	5.2	7.0	5.7	6.0	4.6	6.5	6.1	7.7	6.5	5.5	7.1	6.4	6.0	3.6	2.8
5. To a very great extent	9.4	7.3	11.0	6.3	19.6	8.7	7.0	12.7	7.6	9.1	8.8	14.6	5.3	5.4	2.6	2.3
<i>Item 22480 Subject A10b</i>	<i>N 2036</i>	<i>930</i>	<i>1040</i>	<i>1415</i>	<i>239</i>	<i>363</i>	<i>586</i>	<i>702</i>	<i>386</i>	<i>1535</i>	<i>420</i>	<i>960</i>	<i>489</i>	<i>201</i>	<i>316</i>	<i>35</i>
E11C: . . . made you less likely to use drugs																
1. Not at all	42.7	46.6	39.6	46.4	33.3	45.7	41.4	43.8	39.6	41.7	47.3	35.4	40.5	48.3	62.1	63.9
2. To a little extent	20.5	20.2	20.8	21.0	13.7	22.7	19.6	20.5	19.8	21.0	18.2	19.3	25.0	23.8	16.7	11.5
3. To some extent	19.3	18.3	19.8	19.0	21.8	16.6	24.8	15.0	21.1	20.0	17.3	20.6	22.2	15.9	12.2	15.5
4. To a great extent	5.6	5.1	5.9	5.0	5.2	5.2	5.0	5.1	7.8	6.1	3.5	5.6	7.1	4.5	4.6	6.2
5. To a very great extent	12.0	9.7	13.9	8.7	26.0	9.9	9.1	15.5	11.7	11.2	13.7	19.0	5.2	7.6	4.5	2.9
<i>Item 22490 Subject A10b</i>	<i>N 2042</i>	<i>931</i>	<i>1044</i>	<i>1418</i>	<i>241</i>	<i>365</i>	<i>586</i>	<i>705</i>	<i>386</i>	<i>1542</i>	<i>419</i>	<i>964</i>	<i>490</i>	<i>204</i>	<i>315</i>	<i>35</i>

QUESTIONNAIRE FORM 4 1997	TOTAL	SEX		RACE		REGION				COLLEGE PLANS?		ILLICIT DRUG USE: LIFETIME				
		M	F	White	Black	NE	NC	S	W	Yes	No	None	Mari- juana Only	Few Pills	More Pills	Any Her- oin
<i>N (Weighted No. of Cases):</i>	2643	1182	1312	1705	347	573	698	907	466	1847	565	1191	654	269	401	39
<i>% of Weighted Total:</i>	100.0	44.7	49.6	64.5	13.1	21.7	26.4	34.3	17.6	69.9	21.4	45.0	24.7	10.2	15.2	1.5
E11D: . . . overstated the dangers or risks of drug use																
1. Not at all	46.7	45.5	48.8	49.2	45.3	47.8	48.4	45.5	44.9	47.9	43.6	53.7	39.4	43.1	39.5	39.1
2. To a little extent	18.8	18.0	19.5	19.1	12.3	21.9	19.6	16.5	18.9	18.8	19.0	15.1	21.1	25.9	23.3	23.5
3. To some extent	20.0	21.8	17.9	20.8	18.8	19.1	21.0	18.4	22.0	19.6	20.7	17.3	25.9	16.9	20.3	26.5
4. To a great extent	6.7	7.6	5.6	5.9	8.5	6.1	5.0	8.5	6.7	6.8	7.2	6.0	5.8	8.7	8.4	9.1
5. To a very great extent	7.8	7.1	8.1	5.0	15.1	5.1	6.0	11.0	7.4	6.9	9.5	7.9	7.9	5.4	8.6	1.8
<i>Item 22500 Subject A10b</i>	<i>N</i> 2031	926	1039	1413	241	363	586	700	382	1533	417	962	486	203	312	35

QUESTIONNAIRE FORM 5 1997	TOTAL	SEX		RACE		REGION				COLLEGE PLANS?		ILLICIT DRUG USE: LIFETIME				
		M	F	White	Black	NE	NC	S	W	Yes	No	None	Mari- juana Only	Few Pills	More Pills	Any Her- oin
<i>N (Weighted No. of Cases):</i> <i>% of Weighted Total:</i>	2651 100.0	1263 47.6	1289 48.6	1684 63.5	340 12.8	568 21.4	701 26.4	909 34.3	473 17.8	1916 72.3	584 22.0	1195 45.1	585 22.1	298 11.2	446 16.8	62 2.3
A01: Taking all things together, how would you say things are these days—would you say you're very happy, pretty happy, or not too happy these days?																
3. Very happy	17.3	17.9	16.9	20.5	8.5	17.0	16.8	18.1	16.7	18.2	14.9	20.4	15.1	15.8	15.0	8.7
2. Pretty happy	65.9	66.9	65.2	67.3	63.5	64.9	68.8	64.9	64.7	66.1	67.1	65.2	65.8	67.2	66.9	68.0
1. Not too happy	16.8	15.2	17.8	12.2	28.1	18.1	14.4	17.0	18.7	15.7	18.0	14.4	19.1	17.0	18.0	23.3
<i>Item 1190 Subject P01, Q01</i>	<i>N</i> 2630	1255	1283	1677	338	562	696	907	464	1911	576	1190	585	294	441	62
A02: Some people think a lot about the social problems of the nation and the world, and about how they might be solved. Others spend little time thinking about these issues. How much do you think about such things?																
1. Never	3.2	4.3	1.8	3.1	4.8	2.3	4.7	2.6	3.2	2.4	6.0	2.1	4.4	4.4	3.2	6.3
2. Seldom	18.9	21.8	15.9	20.6	15.8	22.1	21.7	17.3	13.6	16.7	26.6	17.0	17.1	22.2	21.6	23.4
3. Sometimes	51.1	48.4	53.4	51.3	51.6	49.6	53.3	49.1	53.3	51.6	49.2	55.1	54.5	44.7	44.3	31.3
4. Quite often	21.5	20.1	23.3	20.2	22.8	20.2	16.3	24.5	24.9	23.6	14.8	20.9	20.6	22.2	24.7	18.3
5. A great deal	5.4	5.4	5.5	4.7	5.0	5.8	4.0	6.5	5.0	5.8	3.5	4.9	3.4	6.5	6.2	20.8
<i>Item 6880 Subject J, Q08</i>	<i>N</i> 2633	1254	1286	1675	339	563	698	907	465	1910	578	1190	585	294	441	62
A03: Of all the problems facing the nation today, how often do you worry about each of the following?																
A03A: Chance of nuclear war																
1. Never	41.2	39.2	43.2	40.8	50.4	40.8	43.9	41.0	38.0	40.6	44.8	40.4	44.8	41.4	39.1	41.8
2. Seldom	38.5	39.9	37.0	41.5	31.1	39.2	38.9	37.9	38.1	39.9	34.8	38.9	36.1	38.5	41.2	34.1
3. Sometimes	16.3	16.4	16.3	15.5	10.7	15.4	13.6	17.0	19.8	15.7	16.9	16.3	16.5	15.9	15.9	15.5
4. Often	4.1	4.5	3.5	2.3	7.7	4.6	3.5	4.1	4.1	3.8	3.6	4.3	2.6	4.1	3.9	8.6
<i>Item 11660 Subject J</i>	<i>N</i> 2631	1256	1280	1675	339	559	696	906	469	1909	579	1187	582	297	443	62
A03B: Population growth																
1. Never	28.8	30.3	26.9	29.6	35.4	29.3	32.9	29.8	20.3	26.9	35.3	27.8	31.4	31.2	25.7	18.8
2. Seldom	33.0	32.1	33.9	33.8	30.3	34.5	30.6	32.5	35.9	34.0	30.6	34.8	34.9	29.1	30.0	26.8
3. Sometimes	27.4	27.8	27.2	26.7	23.8	26.1	25.6	28.0	30.2	28.2	23.8	27.3	25.6	30.9	27.9	32.2
4. Often	10.8	9.8	11.9	9.8	10.5	10.1	10.9	9.7	13.6	10.9	10.3	10.1	8.1	8.8	16.4	22.2
<i>Item 11670 Subject E01, J</i>	<i>N</i> 2629	1257	1278	1675	339	560	695	904	469	1910	576	1187	582	297	442	62
A03C: Crime and violence																
1. Never	3.0	5.1	0.4	2.7	3.5	3.0	4.1	2.3	2.6	2.1	5.3	2.1	3.5	1.7	4.0	5.6
2. Seldom	10.6	15.4	5.8	12.8	6.1	13.7	10.8	9.0	9.2	9.6	14.1	8.8	10.8	10.0	15.0	16.7
3. Sometimes	37.0	41.1	33.0	41.3	19.4	40.0	38.6	34.3	36.3	36.8	37.7	37.6	35.1	37.2	35.8	52.0
4. Often	49.5	38.3	60.7	43.2	71.0	43.2	46.5	54.4	51.9	51.6	43.0	51.5	50.6	51.1	45.2	25.7
<i>Item 11680 Subject J</i>	<i>N</i> 2634	1256	1283	1676	338	563	699	904	468	1910	579	1189	584	296	443	62
A03D: Pollution																
1. Never	10.0	12.9	6.8	9.2	18.4	5.4	13.7	10.7	8.5	8.2	16.8	9.6	11.0	10.2	9.3	9.2
2. Seldom	28.4	32.5	24.1	28.8	34.7	28.4	28.4	31.0	23.3	27.4	32.0	27.4	29.8	24.2	28.9	34.7
3. Sometimes	40.1	35.9	44.1	40.3	33.5	41.5	41.0	37.1	43.0	41.8	34.3	43.3	37.6	45.3	34.0	29.0
4. Often	21.5	18.7	25.0	21.7	13.4	24.7	16.9	21.2	25.2	22.7	17.0	19.7	21.5	20.3	27.8	27.1
<i>Item 11690 Subject F04, J</i>	<i>N</i> 2627	1255	1278	1673	338	560	693	905	469	1907	577	1184	582	296	443	62
A03E: Energy shortages																
1. Never	44.2	45.2	43.2	47.0	45.4	46.1	45.8	43.9	40.3	42.9	50.5	41.0	48.0	45.5	47.4	39.4
2. Seldom	36.4	36.2	37.0	36.3	34.3	35.6	36.5	36.1	37.7	37.1	35.1	36.6	35.4	39.8	34.3	45.3
3. Sometimes	15.2	13.9	16.2	13.8	13.4	12.4	14.0	16.3	18.4	15.8	11.8	17.7	13.4	12.5	14.1	8.4
4. Often	4.2	4.7	3.6	2.9	6.9	5.9	3.8	3.7	3.6	4.2	2.6	4.6	3.2	2.2	4.3	7.0
<i>Item 11700 Subject F05, J</i>	<i>N</i> 2625	1255	1278	1673	337	559	693	904	468	1906	575	1184	582	295	442	62
A03F: Race relations																
1. Never	13.0	16.5	9.4	13.1	11.8	13.5	13.5	11.2	14.9	11.1	18.7	11.2	13.9	15.8	14.5	14.7
2. Seldom	22.3	25.1	19.1	24.9	13.2	21.9	23.0	20.5	25.4	21.7	23.9	22.2	19.2	20.1	26.7	23.7
3. Sometimes	34.0	31.9	36.6	35.4	28.6	33.2	35.4	34.6	31.8	35.2	30.6	35.1	35.0	35.6	30.6	25.4
4. Often	30.7	26.5	34.8	26.6	46.4	31.4	28.0	33.8	27.8	32.0	26.8	31.4	31.9	28.5	28.2	36.1
<i>Item 11710 Subject J, N02</i>	<i>N</i> 2630	1257	1282	1676	339	560	696	906	468	1909	581	1189	583	295	443	62

MONITORING THE FUTURE

QUESTIONNAIRE FORM 5 1997	TOTAL	SEX		RACE		REGION				COLLEGE PLANS?		ILLICIT DRUG USE: LIFETIME				
		M	F	White	Black	NE	NC	S	W	Yes	No	None	Mari- juana Only	Few Pills	More Pills	Any Her- oin
<i>N (Weighted No. of Cases):</i>	2651	1263	1289	1684	340	568	701	909	473	1916	584	1195	585	298	446	62
<i>% of Weighted Total:</i>	100.0	47.6	48.6	63.5	12.8	21.4	26.4	34.3	17.8	72.3	22.0	45.1	22.1	11.2	16.8	2.3
A03G: Hunger and poverty																
1. Never	9.4	15.5	3.3	10.6	8.0	9.7	10.9	8.7	8.4	7.7	14.7	8.0	9.2	9.2	11.8	13.6
2. Seldom	29.5	36.8	22.5	33.3	19.7	32.8	32.1	27.9	24.7	28.2	34.2	27.3	29.8	31.8	32.4	31.0
3. Sometimes	39.8	34.3	44.8	38.4	40.3	36.7	39.0	39.6	45.0	42.4	31.7	42.2	39.1	39.6	36.7	34.4
4. Often	21.3	13.4	29.5	17.7	31.9	20.8	18.0	23.9	22.0	21.8	19.3	22.5	21.9	19.4	19.1	20.9
<i>Item 11720 Subject F03, J</i>	<i>N</i> 2626	1252	1279	1669	339	558	694	904	469	1909	574	1184	584	294	442	62
A03H: Using open land for housing or industry																
1. Never	38.0	39.4	36.0	38.5	38.0	41.4	36.5	38.5	35.0	36.5	43.4	36.6	40.9	38.3	38.2	29.0
2. Seldom	29.3	29.3	29.3	29.0	31.5	28.1	30.3	30.4	27.3	29.8	26.2	30.5	29.1	27.1	26.5	39.7
3. Sometimes	20.7	18.7	22.9	19.7	19.5	20.4	18.4	21.1	23.8	21.4	18.9	21.8	19.6	23.1	18.8	12.7
4. Often	12.0	12.5	11.8	12.8	11.1	10.0	14.8	10.0	14.0	12.3	11.4	11.1	10.4	11.6	16.5	18.5
<i>Item 11730 Subject F05, J</i>	<i>N</i> 2631	1256	1281	1675	339	561	695	906	469	1912	577	1188	582	297	443	62
A03I: Urban decay																
1. Never	45.4	43.2	46.9	45.3	52.7	41.3	53.6	43.1	42.4	42.6	54.6	43.4	48.9	50.0	44.8	33.1
2. Seldom	32.5	33.3	32.3	33.9	27.4	33.9	28.1	35.0	32.7	34.4	28.3	34.6	29.3	30.6	31.9	46.0
3. Sometimes	16.2	17.4	15.0	15.8	11.8	18.1	13.3	15.9	18.9	17.0	12.7	15.6	14.0	16.8	19.0	17.2
4. Often	5.9	6.1	5.9	5.1	8.2	6.8	5.0	6.0	6.0	6.1	4.4	6.3	7.8	2.6	4.4	3.7
<i>Item 11740 Subject J</i>	<i>N</i> 2616	1249	1275	1671	336	557	693	900	466	1902	575	1180	579	295	443	60
A03J: Economic problems																
1. Never	15.5	18.5	12.3	16.1	15.6	15.2	18.6	13.6	15.2	13.6	22.5	13.7	16.2	17.8	17.4	12.4
2. Seldom	32.9	32.7	33.0	35.7	26.9	31.9	35.2	32.3	31.7	32.9	33.2	31.0	36.1	29.7	35.0	38.5
3. Sometimes	35.6	34.2	37.0	35.1	35.9	32.9	35.6	35.6	39.0	36.5	32.4	37.2	33.1	37.5	33.1	40.8
4. Often	15.9	14.6	17.8	13.1	21.7	20.0	10.6	18.5	14.1	17.0	11.9	18.1	14.6	15.0	14.4	8.4
<i>Item 11750 Subject J</i>	<i>N</i> 2628	1256	1278	1672	338	559	696	904	469	1906	579	1185	583	295	443	62
A03K: Drug abuse																
1. Never	10.8	17.4	4.7	11.2	12.8	9.4	11.2	10.9	11.8	9.3	15.9	9.9	9.6	8.6	14.1	20.5
2. Seldom	18.1	22.8	13.0	19.8	11.2	22.0	18.9	15.7	17.0	17.5	19.0	17.5	17.1	20.4	19.0	15.5
3. Sometimes	35.4	33.9	37.0	36.9	26.1	37.1	34.4	33.3	38.9	36.0	33.8	36.0	37.8	31.2	34.2	32.1
4. Often	35.7	25.9	45.3	32.1	49.9	31.5	35.4	40.1	32.4	37.2	31.3	36.7	35.5	39.8	32.7	32.0
<i>Item 11760 Subject J</i>	<i>N</i> 2634	1258	1282	1676	339	560	699	906	469	1910	580	1189	584	296	443	62
A04: How well do you think your experiences and training (at home, school, work, etc.) have prepared you to be a good . . .																
A04A: . . . husband or wife?																
1. Poorly	3.7	4.4	2.4	3.1	5.5	4.3	3.5	2.6	5.4	2.8	6.4	3.3	3.4	6.2	2.9	6.0
2. Not so well	5.9	5.4	6.4	5.9	4.7	5.5	4.4	6.6	7.3	5.5	7.2	4.5	5.9	7.1	7.5	16.4
3. Fairly well	20.7	21.9	19.5	20.4	17.0	23.9	18.6	21.1	19.4	20.0	22.5	19.4	20.0	21.7	25.3	11.0
4. Well	39.9	40.6	39.4	41.4	34.5	39.4	42.1	37.9	41.3	40.1	39.2	40.5	40.6	37.3	38.9	40.0
5. Very well	29.8	27.7	32.3	29.2	38.3	26.9	31.5	31.8	26.6	31.6	24.7	32.3	30.0	27.6	25.4	26.6
<i>Item 11770 Subject D01</i>	<i>N</i> 2565	1234	1240	1642	330	539	685	881	460	1867	565	1162	571	290	429	58
A04B: . . . parent?																
1. Poorly	3.0	3.4	2.4	3.0	2.4	4.2	2.7	2.4	3.0	2.6	4.4	2.1	3.2	4.7	3.2	6.0
2. Not so well	5.5	5.9	5.0	4.9	6.1	5.8	3.5	5.8	7.6	5.2	5.6	4.8	4.7	4.9	7.7	3.2
3. Fairly well	19.3	23.4	15.2	19.5	12.0	21.1	17.2	19.2	20.2	18.5	21.1	17.0	17.4	22.8	24.6	24.7
4. Well	33.9	35.2	32.5	35.6	27.5	33.8	35.6	31.3	36.5	33.8	34.9	34.9	33.5	29.6	35.1	34.0
5. Very well	38.4	32.1	45.0	37.0	52.0	35.1	41.1	41.3	32.7	39.9	34.0	41.2	41.2	37.9	29.4	32.1
<i>Item 11780 Subject D02</i>	<i>N</i> 2606	1247	1266	1664	335	551	697	893	465	1895	572	1181	577	296	436	58
A04C: . . . worker on a job?																
1. Poorly	1.4	2.3	0.6	1.2	1.8	2.2	0.7	1.3	1.6	0.8	2.6	1.1	1.2	2.0	1.8	3.3
2. Not so well	2.5	2.7	2.0	2.2	0.5	3.0	2.3	2.3	2.3	1.9	3.7	2.0	1.1	4.5	4.1	3.7
3. Fairly well	12.1	12.0	12.0	11.9	9.5	14.0	9.9	11.4	14.6	10.8	15.9	10.3	13.3	12.2	14.0	16.8
4. Well	37.2	36.6	37.0	36.8	33.7	36.1	38.3	35.9	39.2	37.2	35.9	37.5	35.5	37.7	38.1	24.4
5. Very well	46.9	46.4	48.5	47.9	54.6	44.7	48.9	49.0	42.3	49.1	41.9	49.1	48.9	43.6	42.1	51.8
<i>Item 11790 Subject C01</i>	<i>N</i> 2621	1254	1274	1672	337	558	695	903	465	1903	577	1188	580	295	438	62

QUESTIONNAIRE FORM 5 1997	TOTAL	SEX		RACE		REGION				COLLEGE PLANS?		ILLICIT DRUG USE: LIFETIME				
		M	F	White	Black	NE	NC	S	W	Yes	No	None	Mari- juana Only	Few Pills	More Pills	Any Her- oin
<i>N (Weighted No. of Cases):</i> <i>% of Weighted Total:</i>	2651 100.0	1263 47.6	1289 48.6	1684 63.5	340 12.8	568 21.4	701 26.4	909 34.3	473 17.8	1916 72.3	584 22.0	1195 45.1	585 22.1	298 11.2	446 16.8	62 2.3
A05: Apart from the particular kind of work you want to do, how would you rate each of the following settings as a place to work?																
A05A: Working in a large corporation																
1. Not at all acceptable	4.7	4.8	4.8	5.4	2.2	6.3	3.8	4.7	4.1	3.4	8.0	4.7	3.3	3.8	6.6	6.9
2. Somewhat acceptable	21.6	19.9	22.9	23.2	13.6	23.4	22.0	18.5	25.0	20.1	27.0	22.1	18.6	23.8	23.7	13.8
3. Acceptable	50.4	50.5	50.2	50.8	49.9	49.3	50.5	51.6	48.9	51.8	45.9	51.7	49.9	50.8	48.4	46.0
4. Desirable	23.3	24.8	22.1	20.6	34.3	21.0	23.7	25.2	22.0	24.7	19.1	21.6	28.1	21.6	21.2	33.3
<i>Item 11800 Subject C05</i>	<i>N 2632</i>	<i>1258</i>	<i>1282</i>	<i>1677</i>	<i>339</i>	<i>562</i>	<i>700</i>	<i>904</i>	<i>466</i>	<i>1910</i>	<i>581</i>	<i>1189</i>	<i>585</i>	<i>297</i>	<i>442</i>	<i>60</i>
A05B: Working in a small business																
1. Not at all acceptable	3.4	3.7	3.1	2.7	4.3	4.7	2.9	3.7	2.2	2.8	4.3	3.6	2.5	3.4	3.7	5.9
2. Somewhat acceptable	24.2	22.2	25.1	20.5	31.9	23.0	19.8	26.0	28.5	23.4	24.3	23.2	28.2	20.0	24.6	6.8
3. Acceptable	56.0	55.5	56.9	58.3	52.6	54.9	61.0	54.3	53.3	57.5	53.8	56.7	54.6	59.5	54.5	63.7
4. Desirable	16.4	18.5	14.9	18.6	11.2	17.5	16.2	16.0	16.1	16.3	17.6	16.5	14.7	17.1	17.1	23.6
<i>Item 11810 Subject C05</i>	<i>N 2629</i>	<i>1255</i>	<i>1281</i>	<i>1675</i>	<i>339</i>	<i>560</i>	<i>699</i>	<i>903</i>	<i>466</i>	<i>1908</i>	<i>580</i>	<i>1189</i>	<i>585</i>	<i>297</i>	<i>441</i>	<i>59</i>
A05C: Working in a government agency																
1. Not at all acceptable	19.1	17.9	20.2	20.3	15.2	19.5	20.6	16.4	21.4	16.6	26.3	16.5	17.3	20.5	26.4	25.4
2. Somewhat acceptable	30.7	29.9	31.3	32.5	26.7	30.5	30.5	31.2	30.5	32.0	29.1	33.5	28.9	30.4	28.5	24.4
3. Acceptable	33.6	35.2	32.3	32.8	35.9	33.4	34.0	33.2	34.0	35.2	28.4	33.9	34.4	35.6	29.3	34.6
4. Desirable	16.6	17.0	16.2	14.4	22.1	16.5	14.9	19.3	14.1	16.3	16.2	16.1	19.5	13.6	15.8	15.7
<i>Item 11820 Subject C05, H05</i>	<i>N 2623</i>	<i>1256</i>	<i>1276</i>	<i>1671</i>	<i>338</i>	<i>561</i>	<i>698</i>	<i>897</i>	<i>468</i>	<i>1902</i>	<i>581</i>	<i>1183</i>	<i>584</i>	<i>297</i>	<i>440</i>	<i>59</i>
A05D: Working in the military service																
1. Not at all acceptable	50.6	47.6	53.2	51.8	55.2	49.1	53.6	49.9	49.3	50.5	51.6	48.9	50.9	50.1	53.9	58.1
2. Somewhat acceptable	24.0	23.6	24.7	23.5	19.2	25.0	22.1	24.7	24.3	25.6	20.2	26.1	23.8	23.0	20.7	15.2
3. Acceptable	16.6	17.2	15.9	16.1	16.2	16.7	17.1	14.8	19.1	16.8	15.1	16.8	17.7	16.4	15.4	9.3
4. Desirable	8.8	11.6	6.3	8.6	9.4	9.2	7.2	10.6	7.3	7.1	13.1	8.2	7.6	10.5	10.1	17.4
<i>Item 11830 Subject C05, L04</i>	<i>N 2629</i>	<i>1259</i>	<i>1279</i>	<i>1675</i>	<i>338</i>	<i>562</i>	<i>700</i>	<i>900</i>	<i>467</i>	<i>1906</i>	<i>581</i>	<i>1187</i>	<i>585</i>	<i>297</i>	<i>441</i>	<i>62</i>
A05E: Working in a school or university																
1. Not at all acceptable	17.4	21.9	13.2	19.2	16.3	16.9	15.4	20.4	15.2	12.3	33.7	13.8	18.2	21.9	22.5	22.7
2. Somewhat acceptable	28.9	31.4	26.1	27.0	31.9	29.4	29.8	27.5	29.6	27.6	31.9	27.6	29.1	28.7	32.1	27.6
3. Acceptable	35.1	34.2	35.8	36.1	32.8	34.2	36.8	32.9	37.7	37.9	26.4	36.6	37.7	31.0	30.4	33.5
4. Desirable	18.6	12.5	24.9	17.7	19.0	19.4	17.9	19.2	17.4	22.1	8.0	22.0	14.9	18.4	14.9	16.1
<i>Item 11840 Subject B10, C05</i>	<i>N 2621</i>	<i>1255</i>	<i>1274</i>	<i>1672</i>	<i>338</i>	<i>561</i>	<i>699</i>	<i>897</i>	<i>464</i>	<i>1902</i>	<i>580</i>	<i>1182</i>	<i>582</i>	<i>297</i>	<i>441</i>	<i>60</i>
A05F: Working in a police department or police agency																
1. Not at all acceptable	31.6	30.3	32.6	29.1	41.9	31.4	27.6	34.0	32.9	31.6	30.6	28.7	33.6	33.3	34.1	38.7
2. Somewhat acceptable	30.1	30.7	29.8	31.4	26.4	29.1	30.4	30.7	29.6	31.3	27.6	32.6	25.0	29.4	31.5	29.1
3. Acceptable	26.5	25.2	27.9	27.2	22.9	26.4	29.0	24.3	26.9	26.3	26.5	27.6	29.3	24.6	23.3	12.6
4. Desirable	11.9	13.8	9.8	12.4	8.9	13.0	12.9	11.0	10.5	10.7	15.4	11.2	12.1	12.7	11.0	19.5
<i>Item 11850 Subject C05</i>	<i>N 2628</i>	<i>1258</i>	<i>1278</i>	<i>1675</i>	<i>336</i>	<i>563</i>	<i>700</i>	<i>897</i>	<i>468</i>	<i>1908</i>	<i>581</i>	<i>1185</i>	<i>585</i>	<i>297</i>	<i>442</i>	<i>60</i>
A05G: Working in a social service organization																
1. Not at all acceptable	21.4	31.4	11.3	23.9	15.4	22.2	19.4	22.3	21.7	18.9	29.0	19.9	20.3	23.8	23.8	32.7
2. Somewhat acceptable	35.1	40.0	30.5	34.7	34.5	31.8	36.4	36.4	34.6	35.6	34.0	35.7	36.1	32.2	35.2	28.9
3. Acceptable	30.1	23.0	36.7	29.0	33.6	32.6	31.3	27.6	30.3	30.8	27.3	31.3	29.9	30.3	26.7	27.5
4. Desirable	13.4	5.6	21.5	12.4	16.6	13.4	13.0	13.7	13.4	14.7	9.8	13.1	13.6	13.7	14.3	10.9
<i>Item 11860 Subject C05, O01</i>	<i>N 2620</i>	<i>1257</i>	<i>1271</i>	<i>1669</i>	<i>337</i>	<i>562</i>	<i>697</i>	<i>893</i>	<i>468</i>	<i>1901</i>	<i>578</i>	<i>1181</i>	<i>584</i>	<i>297</i>	<i>439</i>	<i>60</i>
A05H: Working with a small group of partners																
1. Not at all acceptable	8.4	8.4	8.3	6.8	14.5	9.7	7.3	8.7	7.9	7.3	10.7	7.7	9.7	7.2	9.1	5.4
2. Somewhat acceptable	26.5	25.8	27.2	24.5	28.0	26.2	27.3	26.1	26.3	25.4	29.8	27.7	29.4	25.1	21.4	24.1
3. Acceptable	45.3	44.5	45.8	47.5	38.7	44.4	47.2	43.5	47.0	46.3	42.6	46.0	44.3	46.6	44.8	33.6
4. Desirable	19.8	21.3	18.7	21.2	18.8	19.6	18.2	21.7	18.9	21.0	16.9	18.6	16.6	21.2	24.8	36.9
<i>Item 11870 Subject C05</i>	<i>N 2625</i>	<i>1254</i>	<i>1279</i>	<i>1671</i>	<i>336</i>	<i>560</i>	<i>696</i>	<i>901</i>	<i>468</i>	<i>1904</i>	<i>579</i>	<i>1182</i>	<i>585</i>	<i>297</i>	<i>441</i>	<i>62</i>

MONITORING THE FUTURE

QUESTIONNAIRE FORM 5 1997	TOTAL	SEX		RACE		REGION				COLLEGE PLANS?		ILLICIT DRUG USE: LIFETIME				
		M	F	White	Black	NE	NC	S	W	Yes	No	None	Mari- juana Only	Few Pills	More Pills	Any Her- oin
<i>N (Weighted No. of Cases):</i>	2651	1263	1289	1684	340	568	701	909	473	1916	584	1195	585	298	446	62
<i>% of Weighted Total:</i>	100.0	47.6	48.6	63.5	12.8	21.4	26.4	34.3	17.8	72.3	22.0	45.1	22.1	11.2	16.8	2.3
A05I: Working on your own (self-employed)																
1. Not at all acceptable	9.2	6.0	12.5	8.4	7.2	11.0	9.0	8.1	9.6	8.3	11.4	10.4	9.4	8.2	7.4	4.6
2. Somewhat acceptable	17.6	16.5	18.5	18.3	13.1	15.5	16.7	18.4	19.9	18.8	13.5	20.1	13.8	15.9	17.6	11.2
3. Acceptable	32.9	33.9	32.6	33.4	24.9	30.0	34.3	32.8	34.2	34.4	30.1	34.0	33.7	32.2	30.1	25.4
4. Desirable	40.3	43.5	36.4	39.8	54.8	43.5	40.0	40.6	36.3	38.5	45.0	35.5	43.1	43.7	44.9	58.8
<i>Item 11880 Subject C05</i>	<i>N</i> 2629	1257	1280	1672	339	563	700	898	468	1905	581	1189	585	297	439	60
A06: If you were to get enough money to live as comfortably as you'd like for the rest of your life, would you want to work?																
1. I would want to work	78.0	72.7	83.8	77.0	73.3	78.1	78.5	75.6	81.9	79.0	74.7	81.8	75.8	78.3	76.1	57.5
2. I would not want to work	22.0	27.3	16.2	23.0	26.7	21.9	21.5	24.4	18.1	21.0	25.3	18.2	24.2	21.7	23.9	42.5
<i>Item 8100 Subject C06</i>	<i>N</i> 2598	1237	1273	1653	336	556	688	892	461	1891	571	1179	574	293	434	59
A07: The next questions are about race relations. How much have you gotten to know people of other races . . .																
A07A: In school?																
1. Not at all	7.7	8.8	6.9	9.7	7.1	4.9	14.7	6.2	3.5	6.3	12.9	7.1	7.1	9.7	8.5	8.9
2. A little	22.6	23.0	22.0	27.6	13.8	23.8	32.3	18.6	14.6	22.2	23.1	20.4	24.6	22.6	25.2	22.9
3. Some	27.4	26.3	28.6	29.1	21.2	27.8	26.1	26.8	29.9	28.4	25.2	28.6	26.0	19.8	31.5	26.7
4. A lot	40.5	39.3	41.1	31.3	56.9	42.6	24.1	46.9	49.9	41.7	35.6	41.7	41.0	46.2	32.9	39.8
8. Does not apply to me	1.8	2.5	1.3	2.3	1.1	0.9	2.8	1.5	2.1	1.4	3.3	2.2	1.2	1.7	1.9	1.8
<i>Item 11890 Subject B03, N03</i>	<i>N</i> 2631	1256	1281	1677	338	563	697	904	467	1909	580	1188	585	298	441	59
A07B: In your neighborhood?																
1. Not at all	35.0	35.0	35.7	42.6	25.3	30.1	44.6	37.1	22.2	34.6	37.7	32.4	36.3	34.0	42.8	22.9
2. A little	23.8	24.6	22.4	23.5	23.4	25.7	22.6	22.2	26.4	24.1	22.3	25.5	23.9	20.7	21.1	25.7
3. Some	18.3	17.5	19.3	15.1	22.5	19.2	14.8	17.0	25.2	19.0	15.0	19.5	16.4	18.0	17.3	22.6
4. A lot	14.6	13.9	14.6	8.3	21.8	19.2	7.8	13.9	20.6	14.4	14.8	12.4	17.7	18.0	12.9	15.6
8. Does not apply to me	8.3	8.9	8.0	10.5	7.1	5.8	10.2	9.7	5.7	7.9	10.2	10.3	5.7	9.2	6.0	13.2
<i>Item 11900 Subject N03</i>	<i>N</i> 2627	1257	1277	1675	336	562	699	900	467	1909	577	1183	584	297	442	60
A07C: In church?																
1. Not at all	34.2	36.5	31.8	38.3	31.6	36.8	38.0	35.5	22.8	31.6	42.8	28.8	41.2	33.9	41.0	26.2
2. A little	18.2	16.9	19.6	18.0	18.7	16.8	18.3	17.8	20.7	20.3	10.8	20.6	16.2	14.8	17.7	12.9
3. Some	13.6	11.4	15.4	11.3	16.1	10.0	11.5	16.1	16.3	14.8	9.9	16.9	10.8	14.1	8.5	6.2
4. A lot	9.9	9.8	10.1	7.0	17.7	7.7	9.8	11.3	10.1	9.7	10.5	12.0	8.6	11.5	5.9	6.4
8. Does not apply to me	24.0	25.4	23.0	25.4	16.0	28.7	22.4	19.3	30.1	23.6	26.0	21.8	23.3	25.7	26.8	48.3
<i>Item 11910 Subject G, N03</i>	<i>N</i> 2620	1251	1277	1671	337	553	697	903	467	1903	578	1184	583	297	438	59
A07D: On sports teams?																
1. Not at all	16.4	14.1	18.4	18.1	16.4	16.9	20.8	15.8	10.7	14.2	22.2	12.3	17.3	21.6	23.6	6.6
2. A little	16.1	15.4	17.3	18.6	11.6	14.8	19.6	14.1	16.1	16.8	14.7	16.2	18.7	11.2	13.6	29.6
3. Some	19.7	21.6	17.5	19.9	17.0	20.9	17.9	19.8	20.9	20.7	16.3	20.4	19.0	20.1	19.9	11.3
4. A lot	28.1	32.4	23.7	22.8	35.7	25.3	17.9	32.4	38.2	30.4	21.4	28.8	30.6	29.0	21.2	25.3
8. Does not apply to me	19.7	16.6	23.2	20.6	19.2	22.1	23.8	17.9	14.0	17.8	25.4	22.2	14.5	18.1	21.6	27.2
<i>Item 11920 Subject N03</i>	<i>N</i> 2618	1254	1272	1671	334	560	695	897	467	1904	579	1181	581	297	441	59
A07E: In clubs?																
1. Not at all	22.9	25.4	20.5	27.5	21.2	22.2	31.7	22.0	12.5	20.3	31.0	20.0	24.6	22.5	28.6	26.4
2. A little	19.2	19.2	19.3	20.3	14.7	19.2	16.3	21.5	19.4	20.9	13.9	20.1	19.1	17.1	17.6	20.4
3. Some	19.9	18.5	21.4	19.2	20.1	19.5	17.7	20.8	22.2	21.4	15.0	22.3	18.3	21.9	16.0	7.8
4. A lot	19.9	16.1	23.3	14.4	24.5	21.4	13.7	21.3	24.4	21.2	16.0	19.8	21.7	16.7	19.4	17.2
8. Does not apply to me	18.0	20.8	15.4	18.6	19.5	17.7	20.6	14.5	21.5	16.1	24.1	17.8	16.2	21.9	18.4	28.3
<i>Item 11930 Subject N03</i>	<i>N</i> 2622	1255	1274	1676	333	561	696	902	464	1909	574	1184	584	294	441	59
A07F: On a job?																
1. Not at all	14.9	17.4	12.6	19.2	9.0	15.1	20.2	12.9	10.6	13.3	19.1	15.2	13.9	13.3	16.5	7.2
2. A little	16.6	16.5	16.6	20.1	8.3	17.4	22.1	14.0	12.7	16.5	17.8	16.6	15.0	15.3	20.4	15.7
3. Some	23.2	23.7	22.5	22.0	25.4	25.4	22.7	22.4	22.7	23.8	19.1	21.3	25.1	26.2	23.6	21.2
4. A lot	32.7	31.2	34.0	25.5	44.6	31.1	22.8	36.6	41.9	33.5	31.0	29.9	38.7	34.8	29.5	43.6
8. Does not apply to me	12.6	11.2	14.2	13.2	12.8	11.0	12.2	14.1	12.0	12.9	13.0	17.1	7.2	10.3	10.0	12.3
<i>Item 11940 Subject C01, N03</i>	<i>N</i> 2627	1257	1278	1676	337	560	698	903	467	1910	578	1185	585	297	442	59

QUESTIONNAIRE FORM 5 1997	TOTAL	SEX		RACE		REGION				COLLEGE PLANS?		ILLICIT DRUG USE: LIFETIME				
		M	F	White	Black	NE	NC	S	W	Yes	No	None	Mari- juana Only	Few Pills	More Pills	Any Her- oin
<i>N (Weighted No. of Cases):</i>	2651	1263	1289	1684	340	568	701	909	473	1916	584	1195	585	298	446	62
<i>% of Weighted Total:</i>	100.0	47.6	48.6	63.5	12.8	21.4	26.4	34.3	17.8	72.3	22.0	45.1	22.1	11.2	16.8	2.3
A08: Thinking about the country as a whole, would you say relations between white people and black people have been getting better, getting worse, or staying pretty much the same?																
1. Better	12.1	13.7	10.4	11.2	12.3	13.4	10.0	11.6	14.6	12.3	10.4	11.1	13.7	16.4	9.9	13.2
2. A little better	41.6	36.2	47.0	40.3	43.9	41.8	39.5	39.9	48.1	43.5	37.6	45.7	40.9	31.6	40.1	31.5
3. Same	26.5	28.0	25.2	26.6	26.2	27.2	25.9	27.5	24.7	25.5	29.3	25.2	27.2	27.3	27.9	25.0
4. A little worse	12.5	13.2	11.6	14.1	10.6	10.4	15.7	12.8	9.7	12.7	11.7	11.8	11.3	16.3	12.9	20.2
5. Worse	7.2	8.9	5.8	7.9	7.0	7.3	8.9	8.1	2.9	5.9	11.0	6.3	6.9	8.4	9.2	10.2
<i>Item 11950 Subject N02</i>	<i>N</i> 2617	1253	1271	1675	333	561	700	897	459	1899	578	1184	583	297	438	58
The next questions are about driving.																
A09: Do you have a driver's license?																
1. Yes	84.2	88.0	81.1	92.0	65.0	76.6	90.8	87.0	77.9	84.8	85.4	81.6	85.9	87.8	88.0	77.2
2. No, but I soon will—GO TO Q.A13	12.9	9.5	15.5	6.6	29.2	18.7	8.0	11.2	16.7	12.7	10.9	15.1	11.4	10.4	9.1	21.6
3. No—GO TO Q.A13	2.9	2.5	3.4	1.5	5.8	4.7	1.2	1.8	5.4	2.5	3.8	3.3	2.8	1.8	2.9	1.2
<i>Item 11960 Subject F07</i>	<i>N</i> 2543	1213	1245	1656	305	542	682	866	452	1866	554	1150	568	291	427	58
A10: Do you own a car?																
1. Yes	68.8	73.0	64.0	73.9	43.8	62.2	71.0	71.4	66.9	67.9	72.7	63.4	71.7	75.3	71.4	87.2
2. No, but I expect to own one in another year or two	21.3	18.4	24.5	17.2	42.7	25.3	20.5	19.0	22.6	21.2	21.2	23.3	18.8	20.2	22.3	10.8
3. No	10.0	8.7	11.6	8.9	13.5	12.5	8.4	9.6	10.5	10.9	6.1	13.3	9.5	4.5	6.3	2.0
<i>Item 11970 Subject F07</i>	<i>N†</i> 2141	1067	1012	1523	198	415	619	755	353	1582	472	938	487	256	376	46
A11: Are you able to use someone else's car when you want to?																
1. Yes, whenever I wish	30.6	31.7	29.1	31.1	27.1	21.8	32.5	34.1	30.0	31.1	28.4	31.8	27.3	33.4	30.2	29.6
2. Yes, most of the time	41.1	40.8	41.9	42.6	41.9	46.9	43.0	37.6	38.1	42.0	39.7	41.8	41.8	37.4	42.7	31.0
3. Sometimes	18.8	18.4	19.2	17.7	19.6	20.3	15.5	19.0	22.1	18.1	21.8	17.8	20.4	19.9	18.2	17.7
4. Rarely	6.6	6.1	6.6	6.2	8.2	7.5	7.1	5.9	6.3	6.0	6.9	5.9	7.1	6.4	6.6	13.1
5. Never	3.0	2.9	3.2	2.4	3.2	3.5	1.9	3.3	3.5	2.8	3.3	2.7	3.4	2.9	2.2	8.6
<i>Item 11980 Subject F07</i>	<i>N†</i> 2135	1064	1009	1517	198	415	618	751	351	1578	472	934	488	255	376	44
A12: Do you make an effort to cut down on driving, in order to save gasoline?																
1. Not at all	25.8	29.7	21.0	25.0	26.9	32.2	23.1	23.8	27.1	24.2	30.1	20.5	26.0	32.5	32.0	28.5
2. Not very much	33.4	31.1	36.3	35.9	30.7	28.8	36.4	35.1	29.7	34.3	31.9	38.7	31.1	28.5	28.4	20.7
3. Yes, to some extent	32.2	30.4	34.2	31.0	30.8	31.8	31.7	31.4	35.5	32.5	30.2	30.6	36.1	29.3	33.6	38.3
4. Yes, quite a bit	6.3	6.8	5.7	6.4	6.9	4.8	6.9	7.3	4.6	6.5	5.5	7.1	5.5	6.9	4.7	8.4
8. Don't know	2.4	2.1	2.8	1.7	4.7	2.4	2.0	2.4	3.0	2.5	2.2	3.1	1.3	2.8	1.3	4.2
<i>Item 11990 Subject F07</i>	<i>N†</i> 2140	1066	1011	1522	198	415	619	754	353	1582	472	938	488	256	376	45
A13: Do you make an effort to cut down on the amount of electricity you use, in order to save energy?																
1. Not at all	15.5	19.9	10.9	16.7	14.8	15.1	16.5	16.3	13.2	14.5	19.4	10.9	17.9	21.8	16.8	32.2
2. Not very much	28.9	30.1	27.8	29.8	23.9	28.4	29.7	27.8	30.5	28.7	31.6	29.4	28.9	26.5	32.1	14.4
3. Yes, to some extent	40.1	35.8	44.8	40.5	38.9	43.4	39.1	38.6	40.3	42.0	33.9	43.4	37.7	38.2	37.4	36.4
4. Yes, quite a bit	12.6	11.1	14.0	10.6	18.1	10.5	10.4	15.6	13.0	12.3	11.9	13.5	12.9	11.7	11.0	13.6
8. Don't know	2.8	3.1	2.6	2.5	4.3	2.6	4.2	1.7	3.1	2.5	3.2	2.8	2.6	1.8	2.7	3.4
<i>Item 12000 Subject F05</i>	<i>N</i> 2633	1259	1281	1675	338	566	696	904	467	1913	577	1191	585	298	439	62
A14: In the house or apartment where you live, is an effort made to reduce heat during the winter, in order to save energy?																
1. Not at all	14.8	16.7	12.3	13.3	20.5	15.2	14.9	15.5	13.2	13.3	19.0	11.7	17.7	20.6	13.9	19.2
2. Not very much	24.2	25.2	23.0	25.5	21.7	20.6	26.1	25.7	22.7	23.8	24.2	24.4	24.8	19.9	24.7	23.9
3. Yes, to some extent	35.7	36.7	34.8	36.4	28.6	40.5	31.5	33.1	40.8	36.5	34.3	35.9	34.6	35.0	38.4	30.0
4. Yes, quite a bit	19.6	16.6	23.1	19.8	21.1	18.0	21.9	19.6	18.0	21.1	15.7	21.7	18.6	18.9	17.6	17.3
8. Don't know	5.8	4.7	6.8	5.0	8.1	5.7	5.6	6.2	5.3	5.3	6.8	6.3	4.3	5.7	5.5	9.6
<i>Item 12010 Subject F05</i>	<i>N</i> 2627	1257	1279	1678	335	563	698	899	467	1907	580	1187	585	298	441	59

†=excludes respondents for whom question was inappropriate.

QUESTIONNAIRE FORM 5 1997	TOTAL	SEX		RACE		REGION				COLLEGE PLANS?		ILLICIT DRUG USE: LIFETIME				
		M	F	White	Black	NE	NC	S	W	Yes	No	None	Mari- juana Only	Few Pills	More Pills	Any Her- oin
<i>N (Weighted No. of Cases):</i> <i>% of Weighted Total:</i>	2651 100.0	1263 47.6	1289 48.6	1684 63.5	340 12.8	568 21.4	701 26.4	909 34.3	473 17.8	1916 72.3	584 22.0	1195 45.1	585 22.1	298 11.2	446 16.8	62 2.3
A15: How do you feel about each of the following?																
A15A: How much do you enjoy shopping for things like clothes, tapes and discs, sporting goods, and books?																
1. Not at all	2.6	3.2	1.7	3.4	1.3	2.3	4.2	1.8	2.4	2.0	4.7	3.0	2.3	1.0	3.4	-
2. Not very much	11.1	15.1	7.1	12.7	5.5	11.4	11.1	11.3	10.1	9.3	15.3	11.0	8.3	12.9	12.4	20.0
3. Pretty much	34.8	42.9	27.2	37.3	27.0	35.6	35.8	31.3	38.8	34.0	37.2	36.6	33.7	33.9	31.4	35.6
4. Very much	51.5	38.8	64.0	46.7	66.1	50.7	48.8	55.6	48.7	54.7	42.8	49.4	55.7	52.2	52.7	44.4
<i>Item 12020 Subject F01</i>	<i>N 2631</i>	<i>1257</i>	<i>1282</i>	<i>1678</i>	<i>338</i>	<i>562</i>	<i>700</i>	<i>902</i>	<i>466</i>	<i>1913</i>	<i>580</i>	<i>1189</i>	<i>585</i>	<i>297</i>	<i>442</i>	<i>59</i>
A15B: How much do you care about having the latest fashion in your clothes, tapes and discs, leisure activities, and so on?																
1. Not at all	11.9	14.5	9.1	14.1	5.3	12.3	11.5	10.5	14.4	10.5	16.9	10.1	10.2	11.7	16.2	34.3
2. Not very much	33.0	33.9	33.0	36.4	20.8	31.2	36.5	31.0	33.9	33.6	30.8	38.4	25.3	31.6	31.8	20.5
3. Pretty much	35.5	34.4	36.6	34.3	38.3	36.7	34.6	35.6	35.5	34.8	37.5	34.3	40.5	36.2	34.0	26.7
4. Very much	19.6	17.2	21.2	15.2	35.6	19.8	17.3	22.9	16.2	21.1	14.8	17.2	24.0	20.5	18.0	18.6
<i>Item 12030 Subject F01</i>	<i>N 2631</i>	<i>1259</i>	<i>1281</i>	<i>1679</i>	<i>338</i>	<i>562</i>	<i>700</i>	<i>903</i>	<i>466</i>	<i>1913</i>	<i>580</i>	<i>1190</i>	<i>585</i>	<i>298</i>	<i>442</i>	<i>59</i>
A15C: How much do you care about whether your family has most of the things your friends and neighbors have?																
1. Not at all	33.6	34.6	33.1	32.1	39.6	32.5	30.9	33.6	39.2	32.0	38.2	34.6	31.3	31.3	35.9	46.0
2. Not very much	46.9	46.4	47.7	48.4	40.4	46.9	53.1	44.5	42.4	48.0	43.2	47.9	48.0	46.5	44.4	32.5
3. Pretty much	14.4	14.3	14.1	14.5	14.1	14.1	11.8	16.2	15.3	14.7	13.9	13.1	15.2	17.7	15.1	10.7
4. Very much	5.0	4.7	5.1	5.0	5.8	6.6	4.2	5.7	3.1	5.3	4.7	4.4	5.5	4.5	4.6	10.8
<i>Item 12040 Subject F01</i>	<i>N 2627</i>	<i>1257</i>	<i>1281</i>	<i>1676</i>	<i>337</i>	<i>565</i>	<i>698</i>	<i>898</i>	<i>466</i>	<i>1911</i>	<i>580</i>	<i>1190</i>	<i>582</i>	<i>295</i>	<i>442</i>	<i>60</i>
A16: When you are older, do you expect to own more possessions than your parents do now, or about the same, or less?																
I expect to own . . .																
1. Much less than my parents	1.8	2.5	1.1	1.9	1.0	1.7	2.2	1.8	1.3	1.5	2.9	1.9	1.1	1.3	2.7	4.7
2. Somewhat less than my parents	6.9	7.5	6.2	7.5	2.7	5.3	5.7	6.9	10.6	7.0	7.0	7.2	6.9	6.5	6.7	9.8
3. About as much as my parents	33.4	29.7	37.6	40.2	15.5	32.5	37.7	30.4	33.7	32.2	38.9	35.4	30.2	36.3	31.3	32.7
4. Somewhat more than my parents	36.4	36.9	35.8	35.4	37.7	36.5	35.6	36.7	37.1	37.6	33.9	35.5	39.5	36.3	36.1	24.3
5. Much more than my parents	21.5	23.5	19.2	15.1	43.1	24.0	18.7	24.3	17.3	21.8	17.3	20.1	22.3	19.7	23.1	28.6
<i>Item 12050 Subject F01</i>	<i>N 2620</i>	<i>1254</i>	<i>1275</i>	<i>1670</i>	<i>337</i>	<i>557</i>	<i>698</i>	<i>898</i>	<i>467</i>	<i>1908</i>	<i>574</i>	<i>1189</i>	<i>582</i>	<i>295</i>	<i>438</i>	<i>59</i>
A17: Compared with your parents, what is the smallest amount that you could be content or satisfied to own?																
The least I could be content to own is . . .																
1. Much less than my parents	10.4	11.1	10.2	12.0	5.9	11.1	9.4	10.2	11.6	11.0	9.2	10.1	8.7	9.7	12.8	26.2
2. Somewhat less than my parents	28.7	30.5	27.2	35.1	11.8	24.0	33.4	27.6	29.2	29.4	28.8	30.2	26.9	32.5	26.1	29.7
3. About as much as my parents	39.8	38.0	41.8	38.7	42.6	41.6	39.6	39.2	39.4	39.1	43.9	39.2	40.7	38.2	41.3	35.6
4. Somewhat more than my parents	15.4	14.6	15.6	11.5	24.3	16.3	12.9	16.3	16.1	15.4	13.8	14.5	16.2	17.7	15.4	7.6
5. Much more than my parents	5.7	5.8	5.4	2.8	15.3	7.0	4.7	6.6	3.6	5.2	4.3	6.0	7.5	1.9	4.4	1.0
<i>Item 12060 Subject F01</i>	<i>N 2611</i>	<i>1251</i>	<i>1270</i>	<i>1668</i>	<i>336</i>	<i>554</i>	<i>696</i>	<i>897</i>	<i>464</i>	<i>1905</i>	<i>570</i>	<i>1184</i>	<i>582</i>	<i>295</i>	<i>436</i>	<i>59</i>
A18: These next questions ask your opinions about a number of different topics. How much do you agree or disagree with each statement below?																
A18A: We ought to worry about our own country and let the rest of the world take care of itself																
1. Disagree	16.8	14.5	18.8	14.2	24.4	16.1	13.3	20.9	14.7	17.3	13.8	18.5	17.8	14.0	13.9	11.9
2. Mostly disagree	19.6	18.1	21.3	18.7	15.3	20.9	15.5	18.7	25.8	21.6	13.6	19.9	21.5	21.4	16.2	18.8
3. Neither	16.3	15.9	16.7	15.1	16.3	18.5	16.5	15.0	16.0	16.8	15.2	17.1	16.5	13.0	14.9	16.5
4. Mostly agree	29.0	28.5	29.7	32.5	24.4	27.4	35.0	26.4	27.1	28.6	31.1	29.2	26.5	29.0	33.7	18.9
5. Agree	18.3	22.9	13.4	19.5	19.7	17.1	19.6	19.0	16.4	15.6	26.3	15.4	17.7	22.6	21.3	34.0
<i>Item 12070 Subject O03</i>	<i>N 2630</i>	<i>1258</i>	<i>1282</i>	<i>1676</i>	<i>339</i>	<i>562</i>	<i>700</i>	<i>903</i>	<i>465</i>	<i>1911</i>	<i>580</i>	<i>1191</i>	<i>584</i>	<i>298</i>	<i>441</i>	<i>60</i>

QUESTIONNAIRE FORM 5 1997	TOTAL	SEX		RACE		REGION				COLLEGE PLANS?		ILLICIT DRUG USE: LIFETIME				
		M	F	White	Black	NE	NC	S	W	Yes	No	None	Mari- juana Only	Few Pills	More Pills	Any Her- oin
<i>N (Weighted No. of Cases):</i>	2651	1263	1289	1684	340	568	701	909	473	1916	584	1195	585	298	446	62
<i>% of Weighted Total:</i>	100.0	47.6	48.6	63.5	12.8	21.4	26.4	34.3	17.8	72.3	22.0	45.1	22.1	11.2	16.8	2.3
A18B: It would be better if we all felt more like citizens of the world than of any particular country																
1. Disagree	12.0	16.9	7.0	13.7	13.0	11.2	12.8	12.9	10.2	11.1	14.2	10.7	13.7	11.8	12.6	11.1
2. Mostly disagree	11.8	13.2	10.8	13.7	8.3	11.6	10.9	13.1	10.7	13.1	8.8	11.8	9.9	14.7	11.7	11.0
3. Neither	28.0	27.3	27.9	29.0	21.9	30.6	28.3	24.5	31.1	27.3	30.6	26.9	30.5	29.3	28.0	28.3
4. Mostly agree	24.8	22.9	27.0	24.5	23.8	23.5	27.3	23.5	25.3	25.6	22.8	24.9	23.3	28.0	25.2	18.5
5. Agree	23.4	19.7	27.4	19.1	33.0	23.1	20.6	25.9	22.7	22.8	23.7	25.6	22.5	16.2	22.5	31.1
<i>Item 12080 Subject O03</i>	<i>N</i> 2617	1251	1279	1671	336	560	695	899	463	1902	577	1185	579	297	442	61
A18C: I find it hard to be sympathetic toward starving people in foreign lands, when there is so much trouble in our own country																
1. Disagree	34.1	21.8	46.0	29.4	48.4	33.6	29.4	38.2	33.8	36.6	25.3	35.8	36.8	34.0	29.4	21.4
2. Mostly disagree	21.9	21.5	22.6	24.5	16.0	22.7	21.8	22.0	21.1	24.1	16.6	21.1	24.6	21.0	21.0	19.0
3. Neither	15.7	20.2	11.4	16.5	10.9	16.3	15.7	14.4	17.8	14.5	19.4	18.1	11.8	14.6	15.2	19.2
4. Mostly agree	16.2	20.1	12.4	17.5	11.6	16.2	19.1	14.1	15.6	14.4	21.1	14.2	15.2	18.4	20.4	21.7
5. Agree	12.1	16.5	7.6	12.2	13.1	11.2	14.0	11.2	11.8	10.3	17.6	10.9	11.6	11.9	14.1	18.7
<i>Item 12090 Subject F03, O03</i>	<i>N</i> 2617	1250	1279	1673	337	558	698	900	461	1902	580	1184	581	296	441	60
A18D: Maybe some minority groups do get unfair treatment, but that's no business of mine																
1. Disagree	41.0	32.1	49.5	32.6	58.2	41.4	32.9	43.6	47.7	44.1	30.7	43.0	45.4	37.6	35.0	30.8
2. Mostly disagree	23.9	24.2	23.6	26.8	13.6	25.6	24.6	22.3	23.8	25.3	20.7	22.2	23.5	27.1	25.7	28.7
3. Neither	19.3	22.6	15.9	22.9	10.5	16.2	21.6	20.3	17.4	18.4	20.7	21.7	15.0	15.3	20.3	18.5
4. Mostly agree	8.0	10.0	6.1	9.2	10.4	8.7	11.6	6.4	5.1	6.3	14.0	6.9	8.3	9.0	9.2	16.9
5. Agree	7.8	11.1	4.9	8.6	7.3	8.1	9.3	7.4	6.0	6.0	13.9	6.3	7.8	10.9	9.8	5.1
<i>Item 12100 Subject N02, O03</i>	<i>N</i> 2618	1251	1279	1675	336	559	697	897	464	1906	578	1186	580	297	441	59
A18E: I get very upset when I see other people treated unfairly																
1. Disagree	3.7	4.6	2.5	3.1	5.6	5.1	4.3	2.3	4.1	3.1	5.4	3.1	3.9	4.8	4.5	4.0
2. Mostly disagree	5.3	7.8	2.6	5.7	4.9	4.3	6.0	5.2	5.5	4.6	7.0	3.5	5.3	5.3	9.3	5.2
3. Neither	9.0	13.7	3.9	10.4	6.3	9.8	11.0	7.7	7.8	6.9	14.7	7.2	9.7	7.2	12.6	21.1
4. Mostly agree	32.0	36.6	27.7	36.4	23.6	35.3	33.8	30.8	27.6	32.2	31.5	32.4	29.9	31.9	30.7	39.7
5. Agree	50.0	37.3	63.3	44.4	59.6	45.4	44.9	54.1	55.1	53.2	41.4	53.8	51.2	50.8	42.9	30.0
<i>Item 12110 Subject O03</i>	<i>N</i> 2620	1254	1280	1670	339	559	695	903	463	1908	575	1186	582	296	442	61
A18F: I would agree to a good plan to make a better life for the poor, even if it cost me money																
1. Disagree	7.8	12.3	3.4	9.0	7.1	9.5	9.0	6.8	6.1	6.3	12.9	5.8	7.2	8.7	13.1	8.8
2. Mostly disagree	11.3	13.6	9.0	12.8	7.1	12.6	11.8	11.3	9.2	10.7	13.4	10.7	10.1	14.7	10.6	24.8
3. Neither	23.8	26.6	21.0	27.0	15.4	24.8	27.1	21.1	22.9	22.0	30.2	22.1	24.8	27.1	24.4	30.1
4. Mostly agree	34.2	29.3	39.0	33.4	34.3	35.4	32.5	34.1	35.4	37.5	23.3	35.7	36.4	32.7	29.7	21.7
5. Agree	22.9	18.2	27.7	17.8	36.2	17.8	19.6	26.8	26.4	23.5	20.3	25.7	21.6	16.8	22.2	14.5
<i>Item 12120 Subject O03</i>	<i>N</i> 2622	1254	1281	1670	339	557	698	901	466	1905	580	1188	582	297	441	60
A18G: It's not really my problem if others are in trouble and need help																
1. Disagree	38.5	29.3	47.8	35.0	46.9	37.5	31.9	43.4	40.1	40.6	31.8	42.7	40.9	31.3	33.1	22.1
2. Mostly disagree	33.6	33.5	32.9	35.3	23.9	36.4	35.1	31.5	31.8	35.2	28.8	31.9	34.8	41.5	29.9	32.2
3. Neither	16.4	21.5	11.8	17.9	14.2	16.2	18.2	14.7	17.2	14.4	23.2	15.8	12.6	15.0	24.0	21.6
4. Mostly agree	7.8	10.5	5.4	8.2	8.1	7.1	10.1	6.5	7.7	6.4	11.5	7.2	8.1	8.6	8.3	9.7
5. Agree	3.7	5.2	2.1	3.6	6.9	2.7	4.7	4.0	3.1	3.3	4.6	2.5	3.5	3.6	4.6	14.4
<i>Item 12130 Subject O03</i>	<i>N</i> 2623	1254	1282	1675	339	560	698	902	463	1908	580	1189	584	296	440	60

QUESTIONNAIRE FORM 5 1997	TOTAL	SEX		RACE		REGION				COLLEGE PLANS?		ILLICIT DRUG USE: LIFETIME				
		M	F	White	Black	NE	NC	S	W	Yes	No	None	Mari- juana Only	Few Pills	More Pills	Any Her- oin
<i>N (Weighted No. of Cases):</i> <i>% of Weighted Total:</i>	2651 100.0	1263 47.6	1289 48.6	1684 63.5	340 12.8	568 21.4	701 26.4	909 34.3	473 17.8	1916 72.3	584 22.0	1195 45.1	585 22.1	298 11.2	446 16.8	62 2.3
A18H: Americans could change their eating habits to provide more food for the hungry people in other parts of the world, and at the same time be healthier themselves																
1. Disagree	12.1	16.5	7.7	12.8	13.3	13.5	12.6	11.2	11.7	11.4	14.7	9.4	13.4	10.9	16.6	26.3
2. Mostly disagree	12.6	16.2	9.0	14.3	10.8	13.3	14.1	13.1	8.7	11.8	15.2	11.4	13.3	16.9	12.2	8.1
3. Neither	23.6	25.3	22.2	22.4	21.9	23.9	22.8	23.0	25.5	23.7	22.7	23.6	26.2	24.2	18.9	28.2
4. Mostly agree	27.3	24.2	29.8	28.1	26.5	26.8	28.6	27.3	25.7	27.0	26.7	29.0	23.8	26.2	28.3	19.5
5. Agree	24.4	17.8	31.3	22.5	27.5	22.5	21.9	25.4	28.5	25.9	20.6	26.6	23.3	21.8	24.0	17.9
<i>Item 12140 Subject F03, O03</i>	<i>N 2618</i>	<i>1256</i>	<i>1278</i>	<i>1673</i>	<i>335</i>	<i>557</i>	<i>697</i>	<i>899</i>	<i>465</i>	<i>1906</i>	<i>579</i>	<i>1186</i>	<i>584</i>	<i>296</i>	<i>440</i>	<i>60</i>
A18I: My family and I often buy things we really don't need; we could get along with much less (NOTE: This question was omitted in the questionnaires administered in California, beginning in 1997, due to state requirements.)																
1. Disagree	15.3	16.1	14.3	12.0	27.6	15.5	13.9	15.8	17.1	14.2	16.5	15.0	17.5	13.7	12.4	18.1
2. Mostly disagree	15.1	16.8	13.6	15.0	16.0	15.2	14.6	15.4	15.6	15.7	14.9	14.6	17.0	16.7	13.1	23.8
3. Neither	17.7	21.2	14.4	17.8	13.5	20.7	18.6	15.3	17.3	16.5	20.2	19.3	15.1	18.0	16.8	18.4
4. Mostly agree	30.4	29.0	31.8	33.1	21.5	29.4	31.1	29.4	35.0	31.8	27.8	31.0	33.0	28.0	28.4	22.7
5. Agree	21.4	17.0	25.9	22.1	21.3	19.2	21.8	24.1	14.9	21.9	20.5	20.1	17.4	23.6	29.2	17.1
<i>Item 10060 Subject F01</i>	<i>N 2373</i>	<i>1126</i>	<i>1169</i>	<i>1580</i>	<i>327</i>	<i>555</i>	<i>694</i>	<i>899</i>	<i>225</i>	<i>1702</i>	<i>544</i>	<i>1081</i>	<i>521</i>	<i>272</i>	<i>397</i>	<i>53</i>
A18J: Most people will have fuller and happier lives if they choose legal marriage rather than staying single, or just living with someone (NOTE: This question was omitted in the questionnaires administered in California, beginning in 1997, due to state requirements.)																
1. Disagree	24.7	17.9	31.3	22.1	32.5	28.8	21.5	23.6	29.5	25.7	22.9	20.4	27.9	29.5	26.6	39.3
2. Mostly disagree	12.3	11.2	12.7	12.1	14.0	17.8	11.2	11.0	7.6	11.9	12.8	10.9	14.9	8.6	15.1	10.5
3. Neither	33.4	36.1	31.3	34.7	27.9	33.0	36.7	31.5	31.9	32.8	35.7	32.7	34.1	34.0	34.2	38.2
4. Mostly agree	12.3	16.1	8.9	13.2	7.3	8.2	13.3	14.4	10.8	12.0	11.7	14.8	10.7	8.0	12.0	3.0
5. Agree	17.2	18.8	15.7	18.0	18.3	12.3	17.4	19.4	20.2	17.6	16.9	21.2	12.4	19.9	12.1	9.0
<i>Item 12150 Subject D03</i>	<i>N 2379</i>	<i>1128</i>	<i>1172</i>	<i>1585</i>	<i>328</i>	<i>555</i>	<i>697</i>	<i>899</i>	<i>227</i>	<i>1704</i>	<i>549</i>	<i>1082</i>	<i>522</i>	<i>271</i>	<i>400</i>	<i>53</i>
A18K: Parents should encourage just as much independence in their daughters as in their sons																
1. Disagree	3.2	4.3	1.6	2.7	3.0	3.2	2.6	2.9	4.7	2.7	4.7	2.1	3.3	6.7	3.4	3.0
2. Mostly disagree	5.5	8.5	2.1	5.1	4.0	6.5	5.4	4.9	5.4	5.2	5.8	5.1	5.3	2.9	7.1	6.8
3. Neither	9.8	15.5	4.6	9.8	10.1	9.4	10.1	10.2	9.3	8.5	12.3	9.0	9.3	11.6	10.4	19.5
4. Mostly agree	21.7	27.1	16.2	21.4	21.8	19.8	22.0	22.1	22.8	20.7	24.0	21.3	22.7	19.4	22.7	18.6
5. Agree	59.8	44.6	75.6	61.0	61.1	61.1	60.0	59.9	57.7	62.9	53.2	62.5	59.3	59.4	56.4	52.1
<i>Item 12160 Subject D05</i>	<i>N 2617</i>	<i>1255</i>	<i>1278</i>	<i>1669</i>	<i>339</i>	<i>557</i>	<i>698</i>	<i>898</i>	<i>464</i>	<i>1907</i>	<i>577</i>	<i>1185</i>	<i>582</i>	<i>297</i>	<i>440</i>	<i>62</i>
A18L: Being a mother and raising children is one of the most fulfilling experiences a woman can have																
1. Disagree	5.5	3.5	7.5	5.2	7.0	6.6	5.1	4.6	6.3	5.6	5.7	4.3	6.8	4.1	7.1	11.0
2. Mostly disagree	5.2	4.4	5.8	5.0	5.9	6.6	5.9	4.7	3.5	5.2	5.0	4.8	5.4	4.2	5.9	5.9
3. Neither	28.5	42.1	15.4	31.5	17.2	31.0	27.2	28.7	27.2	28.1	30.5	25.3	31.3	30.7	31.6	39.1
4. Mostly agree	24.5	22.2	27.4	26.2	18.5	21.7	26.4	23.6	26.7	24.7	23.3	24.9	25.1	24.9	22.8	20.7
5. Agree	36.3	27.8	43.9	32.1	51.4	34.0	35.4	38.4	36.5	36.4	35.6	40.7	31.4	36.0	32.5	23.2
<i>Item 12170 Subject D05</i>	<i>N 2593</i>	<i>1236</i>	<i>1275</i>	<i>1658</i>	<i>334</i>	<i>551</i>	<i>692</i>	<i>892</i>	<i>459</i>	<i>1896</i>	<i>568</i>	<i>1176</i>	<i>576</i>	<i>289</i>	<i>440</i>	<i>61</i>
A18M: Most fathers should spend more time with their children than they do now																
1. Disagree	1.5	1.8	1.0	1.4	1.2	2.5	1.6	0.9	1.2	1.1	1.6	1.1	0.9	1.9	1.7	5.8
2. Mostly disagree	2.7	3.6	1.9	3.0	2.2	3.1	3.4	2.3	1.8	2.2	3.8	1.5	3.2	3.3	4.1	2.3
3. Neither	17.0	18.4	16.1	20.3	5.8	21.6	19.6	13.6	14.3	17.0	17.8	15.3	20.5	13.9	19.7	20.0
4. Mostly agree	30.1	33.3	26.6	33.2	18.4	29.1	31.5	29.9	29.8	30.4	29.9	29.4	26.8	33.9	32.4	35.4
5. Agree	48.7	43.0	54.4	42.1	72.3	43.7	43.9	53.3	53.0	49.3	46.9	52.7	48.5	47.1	42.0	36.5
<i>Item 12180 Subject D05</i>	<i>N 2611</i>	<i>1251</i>	<i>1276</i>	<i>1668</i>	<i>339</i>	<i>555</i>	<i>696</i>	<i>897</i>	<i>462</i>	<i>1902</i>	<i>577</i>	<i>1185</i>	<i>582</i>	<i>294</i>	<i>440</i>	<i>59</i>

DESCRIPTIVE RESULTS: 1997

195

QUESTIONNAIRE FORM 5 1997	TOTAL	SEX		RACE		REGION				COLLEGE PLANS?		ILLICIT DRUG USE: LIFETIME				
		M	F	White	Black	NE	NC	S	W	Yes	No	None	Mari- juana Only	Few Pills	More Pills	Any Her- oin
<i>N (Weighted No. of Cases):</i> <i>% of Weighted Total:</i>	2651 100.0	1263 47.6	1289 48.6	1684 63.5	340 12.8	568 21.4	701 26.4	909 34.3	473 17.8	1916 72.3	584 22.0	1195 45.1	585 22.1	298 11.2	446 16.8	62 2.3
A18N: The husband should make all the important decisions in the family																
(NOTE: This question was omitted in the questionnaires administered in California, beginning in 1997, due to state requirements.)																
1. Disagree	50.6	29.6	72.0	49.5	54.1	56.6	49.1	47.8	52.0	54.8	41.2	53.4	52.9	49.2	43.8	48.4
2. Mostly disagree	16.8	19.5	13.8	17.7	16.3	15.4	17.0	16.7	19.9	16.0	19.2	17.0	18.2	15.7	16.6	7.3
3. Neither	17.7	28.1	7.6	17.9	13.9	16.0	19.4	18.6	13.5	15.1	24.9	14.9	17.0	24.0	20.3	24.8
4. Mostly agree	8.8	13.3	4.2	9.2	8.0	7.6	7.8	10.4	8.1	8.7	6.8	8.0	7.1	7.1	12.7	11.0
5. Agree	6.1	9.5	2.5	5.7	7.7	4.4	6.7	6.5	6.4	5.3	7.8	6.7	4.8	4.0	6.6	8.6
<i>Item 12190 Subject D05</i>	<i>N</i> 2384	1131	1174	1586	331	557	698	902	227	1707	549	1087	523	272	400	53
A19: Some people think about what's going on in government very often, and others are not that interested. How much of an interest do you take in government and current events?																
1. No interest at all	8.5	9.6	7.2	8.0	10.2	10.5	9.6	6.5	8.0	6.8	13.7	7.3	10.7	9.2	8.5	10.7
2. Very little interest	22.3	20.9	23.5	23.9	19.4	24.6	24.7	20.5	19.3	19.0	32.3	21.8	22.2	22.1	23.6	16.3
3. Some interest	46.0	42.9	48.9	44.5	45.3	42.9	47.0	44.3	51.8	48.1	41.8	47.6	45.4	44.9	44.7	35.7
4. A lot of interest	17.3	19.2	15.5	17.9	18.1	16.0	13.7	22.2	15.0	19.0	10.2	17.4	17.3	18.3	18.0	10.6
5. A very great interest	5.9	7.4	4.8	5.7	7.0	6.0	4.9	6.6	5.9	7.0	2.1	6.0	4.4	5.5	5.2	26.7
<i>Item 6330 Subject H01, Q08</i>	<i>N</i> 2605	1242	1280	1666	335	554	690	898	463	1901	575	1187	581	294	438	58
A20: If you have at least an average income in the future, how likely is it that you will contribute money to the following organizations? If you have already contributed, mark the last circle only.																
Are you likely to contribute to . . .																
A20A: The United Fund or other community charities?																
1. Definitely not	7.9	12.1	3.8	9.1	7.2	8.0	8.9	8.1	6.1	6.3	12.7	5.5	9.8	9.4	11.3	5.0
2. Probably not	14.8	19.2	10.5	17.0	9.0	13.8	17.2	13.6	14.9	13.6	18.3	11.9	15.8	17.2	17.0	31.9
3. Don't know	42.4	40.8	43.7	42.7	37.0	42.6	44.6	38.3	46.6	41.7	46.8	44.7	40.3	44.0	37.9	38.4
4. Probably will	25.6	20.4	30.7	24.0	31.5	26.7	23.4	28.2	22.8	28.1	16.9	28.3	24.3	21.1	25.8	17.0
5. Definitely will	4.1	3.4	4.8	2.3	9.9	4.0	2.1	4.9	5.8	4.4	2.6	4.5	4.1	4.4	2.8	3.0
6. Already have	5.1	4.0	6.4	4.8	5.4	5.0	3.9	6.9	3.8	6.0	2.6	5.1	5.8	4.0	5.3	4.7
<i>Item 12200 Subject O02</i>	<i>N</i> 2608	1247	1277	1668	338	555	694	896	462	1902	576	1184	581	294	439	60
A20B: International relief organizations (CARE, UNICEF, etc.)?																
1. Definitely not	7.9	12.8	3.1	9.3	7.2	6.8	9.8	8.0	6.0	6.0	13.3	5.2	8.9	7.7	13.1	7.6
2. Probably not	17.8	21.3	14.1	20.6	12.4	17.4	19.5	17.3	16.9	16.1	22.8	15.5	17.9	24.0	18.2	27.2
3. Don't know	42.6	41.0	44.4	43.3	41.2	41.9	44.3	40.6	44.3	42.9	43.4	43.1	44.1	38.1	42.6	47.5
4. Probably will	22.7	17.8	27.2	18.9	28.7	23.2	19.1	24.8	23.3	24.5	16.0	25.8	22.0	22.6	17.5	7.8
5. Definitely will	4.4	3.1	5.7	2.9	7.9	4.5	2.8	5.0	5.7	4.9	2.3	4.9	4.0	4.5	3.3	4.4
6. Already have	4.6	4.1	5.5	5.1	2.5	6.2	4.4	4.3	3.8	5.6	2.2	5.4	3.2	3.1	5.4	5.5
<i>Item 12210 Subject O02</i>	<i>N</i> 2606	1246	1277	1663	338	554	694	897	461	1898	576	1184	580	294	440	58
A20C: Minority group organizations (NAACP, SCLC, etc.)?																
1. Definitely not	15.5	23.3	8.3	20.8	5.1	14.2	17.3	17.3	10.5	13.8	21.0	13.3	13.4	14.7	23.3	23.0
2. Probably not	21.7	22.8	20.8	28.1	6.2	23.4	24.0	19.7	20.3	22.0	20.9	21.2	22.1	22.7	21.0	31.6
3. Don't know	35.3	32.1	39.0	38.4	17.6	33.8	37.6	31.3	41.5	35.1	38.1	36.3	33.2	40.0	35.5	23.9
4. Probably will	17.7	14.2	20.0	10.8	32.9	18.4	12.8	20.0	19.6	18.5	13.3	17.8	20.0	16.4	14.0	12.4
5. Definitely will	7.9	5.9	9.7	1.5	30.2	8.7	6.8	9.3	5.8	8.6	4.6	9.0	9.0	4.9	5.5	9.1
6. Already have	2.0	1.7	2.2	0.6	8.0	1.5	1.5	2.5	2.3	1.8	2.1	2.4	2.3	1.3	0.7	-
<i>Item 12220 Subject N02, O02</i>	<i>N</i> 2601	1242	1275	1663	338	552	692	898	459	1896	571	1178	579	292	439	62

MONITORING THE FUTURE

QUESTIONNAIRE FORM 5 1997	TOTAL	SEX		RACE		REGION				COLLEGE PLANS?		ILLICIT DRUG USE: LIFETIME				
		M	F	White	Black	NE	NC	S	W	Yes	No	None	Mari- juana Only	Few Pills	More Pills	Any Her- oin
<i>N (Weighted No. of Cases):</i>	2651	1263	1289	1684	340	568	701	909	473	1916	584	1195	585	298	446	62
<i>% of Weighted Total:</i>	100.0	47.6	48.6	63.5	12.8	21.4	26.4	34.3	17.8	72.3	22.0	45.1	22.1	11.2	16.8	2.3
A20D: Church or religious organizations?																
1. Definitely not	9.6	12.8	6.7	10.9	4.0	14.1	6.6	7.4	13.1	9.3	11.1	5.8	10.5	11.7	15.6	26.9
2. Probably not	10.0	9.7	10.2	11.3	3.0	12.2	10.0	7.6	11.8	9.6	10.7	8.5	10.8	10.2	11.6	15.1
3. Don't know	15.3	16.8	13.4	15.6	9.6	19.4	16.1	12.1	15.6	14.0	19.4	13.3	16.3	17.3	17.9	12.0
4. Probably will	23.7	23.5	23.6	23.1	23.5	22.8	26.1	22.4	23.6	22.6	26.1	23.3	26.2	25.8	21.8	13.1
5. Definitely will	15.5	13.8	17.0	12.2	30.9	12.5	15.1	19.8	11.6	16.4	12.7	19.3	14.1	11.3	10.1	7.3
6. Already have	25.8	23.4	29.1	26.9	29.0	18.9	26.0	30.8	24.3	28.2	20.0	29.8	22.0	23.7	23.1	25.6
<i>Item 12230 Subject G, O02</i>	<i>N</i> 2600	1240	1277	1665	335	552	691	897	460	1894	578	1180	576	295	441	59
A20E: Political parties or organizations?																
1. Definitely not	28.2	32.4	24.7	28.8	24.2	27.9	29.0	27.5	28.6	26.2	35.6	24.6	32.2	31.5	29.2	38.2
2. Probably not	26.7	24.9	28.3	27.7	22.3	27.1	28.0	23.7	30.1	27.9	23.9	27.8	25.9	25.5	27.4	24.3
3. Don't know	31.3	29.5	32.6	30.2	36.1	29.0	31.3	32.7	31.2	30.3	33.8	33.4	30.1	31.7	27.7	23.3
4. Probably will	9.9	9.9	10.0	10.0	12.0	11.6	8.9	11.5	6.2	10.8	5.4	9.7	9.6	7.2	11.5	9.6
5. Definitely will	2.4	1.7	3.0	1.8	3.2	2.7	1.1	2.9	3.1	3.1	0.4	2.9	1.3	2.4	2.8	2.1
6. Already have	1.5	1.6	1.5	1.5	2.3	1.7	1.7	1.7	0.7	1.7	0.9	1.7	1.0	1.7	1.4	2.5
<i>Item 12240 Subject H05, O02</i>	<i>N</i> 2597	1241	1273	1658	336	551	693	891	462	1893	575	1182	580	293	434	60
A20F: Citizen lobbies (Common Cause, Public Citizen, etc.)?																
1. Definitely not	15.5	21.6	9.6	16.2	17.0	14.1	15.5	17.4	13.2	13.8	20.5	12.9	16.6	14.5	20.4	18.2
2. Probably not	23.4	24.5	22.2	25.0	17.7	22.8	27.0	20.6	24.2	23.3	24.7	22.4	23.0	29.0	23.6	23.2
3. Don't know	47.2	41.4	53.0	46.8	45.3	46.0	46.8	47.6	48.3	49.3	41.8	49.8	48.4	44.4	42.0	41.6
4. Probably will	11.1	9.8	12.3	10.1	13.7	14.3	8.1	11.0	12.0	11.1	9.6	12.1	9.2	9.6	11.1	15.6
5. Definitely will	1.8	1.5	2.0	1.1	4.1	1.7	1.7	2.3	1.3	1.5	2.1	1.9	1.6	1.4	2.0	-
6. Already have	1.1	1.2	0.9	0.7	2.2	1.2	1.0	1.1	0.9	1.1	1.3	0.9	1.2	1.2	0.8	1.3
<i>Item 12250 Subject H05, I02, O02</i>	<i>N</i> 2599	1241	1275	1660	338	549	691	897	461	1894	573	1179	577	294	437	60
A20G: Charities to help fight diseases (Cancer, Heart Disease, etc.)?																
1. Definitely not	2.7	4.7	0.8	2.8	2.5	2.0	2.7	2.9	3.0	1.7	5.5	2.1	2.2	2.0	4.9	1.9
2. Probably not	5.2	7.3	2.9	5.9	5.0	4.4	7.0	5.4	2.7	4.0	8.1	3.7	5.6	6.6	5.5	12.6
3. Don't know	15.2	19.8	11.0	15.4	16.4	11.6	14.4	14.5	22.3	13.5	21.4	13.6	16.8	15.2	16.9	18.3
4. Probably will	38.8	40.6	36.8	40.4	30.9	40.7	41.5	34.9	40.1	40.1	34.8	41.3	36.5	37.0	37.7	29.3
5. Definitely will	27.4	19.6	34.8	24.5	36.2	27.5	24.1	31.9	23.4	29.2	21.4	28.5	28.7	29.9	21.5	28.9
6. Already have	10.7	8.0	13.7	11.0	8.9	13.7	10.3	10.3	8.5	11.4	8.7	10.8	10.2	9.2	13.5	9.0
<i>Item 12260 Subject O02</i>	<i>N</i> 2610	1249	1277	1664	338	558	693	896	462	1899	576	1183	580	294	442	61
A20H: Organizations concerned with population problems (Planned Parenthood, ZPG, etc.)?																
1. Definitely not	12.4	17.2	8.0	14.0	11.7	9.7	13.3	14.2	10.5	11.0	16.5	10.9	12.3	12.1	15.6	14.2
2. Probably not	17.2	20.4	13.7	20.1	12.4	15.4	20.0	17.9	14.0	16.5	19.0	17.1	16.1	18.7	16.7	21.5
3. Don't know	39.2	41.1	37.9	39.9	33.9	40.7	38.4	37.7	41.8	39.2	41.3	40.3	40.6	40.0	35.9	31.8
4. Probably will	21.7	16.1	26.8	19.1	25.6	21.7	20.8	21.8	23.1	23.2	16.2	21.9	21.2	21.9	21.7	25.9
5. Definitely will	7.5	3.9	11.1	5.4	14.0	10.3	5.2	7.1	8.6	8.4	4.6	8.6	8.0	3.8	6.9	4.4
6. Already have	1.9	1.3	2.5	1.6	2.4	2.3	2.3	1.3	2.0	1.7	2.4	1.1	1.7	3.5	3.2	2.1
<i>Item 12270 Subject E01, O02</i>	<i>N</i> 2610	1247	1280	1666	338	555	694	898	463	1903	575	1185	581	294	440	61
A20I: Organizations concerned with environmental problems (Sierra Club, Friends of Earth, etc.)?																
1. Definitely not	9.0	13.4	4.8	9.9	9.9	6.4	11.8	8.4	9.2	6.7	16.5	7.0	9.7	8.2	12.1	12.7
2. Probably not	13.6	15.0	12.0	13.9	17.1	12.3	15.5	13.8	11.7	12.3	16.6	12.9	15.6	11.0	14.4	6.4
3. Don't know	31.8	30.3	33.1	30.9	36.7	27.8	32.0	33.1	33.6	30.7	36.3	34.0	29.2	34.7	28.7	28.1
4. Probably will	28.0	24.8	31.2	28.3	24.1	31.3	28.2	26.9	26.1	31.3	19.1	28.3	30.0	30.6	23.8	25.1
5. Definitely will	12.0	11.4	12.6	10.5	7.9	15.9	8.3	11.1	14.5	12.0	10.0	11.8	12.0	9.6	13.1	20.5
6. Already have	5.6	5.0	6.3	6.4	4.2	6.4	4.1	6.7	4.9	6.9	1.6	5.8	3.6	5.9	8.0	7.2
<i>Item 12280 Subject F04, O02</i>	<i>N</i> 2610	1250	1277	1666	337	555	694	897	463	1901	576	1184	580	294	442	61

QUESTIONNAIRE FORM 5 1997	TOTAL	SEX		RACE		REGION				COLLEGE PLANS?		ILLICIT DRUG USE: LIFETIME				
		M	F	White	Black	NE	NC	S	W	Yes	No	None	Mari- juana Only	Few Pills	More Pills	Any Her- oin
<i>N (Weighted No. of Cases):</i> <i>% of Weighted Total:</i>	2651 100.0	1263 47.6	1289 48.6	1684 63.5	340 12.8	568 21.4	701 26.4	909 34.3	473 17.8	1916 72.3	584 22.0	1195 45.1	585 22.1	298 11.2	446 16.8	62 2.3
Now we have a different kind of question.																
A21: How satisfied are you with your life as a whole these days?																
1. Completely dissatisfied	2.1	2.7	1.4	2.0	1.8	2.6	1.7	2.1	2.4	1.8	2.8	2.0	1.9	3.8	1.4	3.5
2. Quite dissatisfied	6.8	6.3	7.4	7.0	7.5	7.1	8.6	5.6	5.9	7.2	5.1	5.9	6.0	7.9	9.1	9.5
3. Somewhat dissatisfied	8.9	8.5	9.3	7.8	11.5	10.8	8.1	8.9	8.0	8.2	10.9	6.5	10.3	11.4	10.6	15.6
4. Neither, or mixed feelings	14.2	13.0	15.1	12.1	16.8	14.4	14.8	13.9	13.5	13.8	15.3	12.2	15.0	13.6	18.5	11.5
5. Somewhat satisfied	23.4	22.9	23.6	22.6	25.7	22.3	24.2	23.2	24.0	22.0	27.3	22.9	24.5	23.1	23.3	19.8
6. Quite satisfied	36.8	38.6	35.3	41.3	25.2	35.7	36.1	37.5	37.8	38.8	32.0	41.1	34.0	36.4	30.6	33.1
7. Completely satisfied	7.8	7.9	7.8	7.2	11.4	7.2	6.6	8.9	8.4	8.1	6.5	9.3	8.4	3.7	6.5	7.1
<i>Item 6840 Subject P01, Q01</i>	<i>N 2612</i>	<i>1250</i>	<i>1280</i>	<i>1671</i>	<i>337</i>	<i>558</i>	<i>688</i>	<i>900</i>	<i>465</i>	<i>1904</i>	<i>577</i>	<i>1193</i>	<i>582</i>	<i>297</i>	<i>439</i>	<i>59</i>
A22: These questions are about whether you think women are discriminated against in each of the following areas.																
To what extent are women discriminated against . . .																
A22A: In getting a college education?																
1. Not at all	35.9	43.3	28.5	36.6	35.4	38.1	37.8	34.5	33.0	35.8	36.4	34.2	40.0	33.3	37.1	29.9
2. Very little	31.5	26.9	35.9	35.1	24.3	30.1	33.7	31.5	29.9	32.5	30.1	31.9	27.5	39.0	31.2	36.7
3. Some	16.3	13.3	19.3	15.5	14.7	15.9	14.0	18.5	16.1	16.5	16.0	17.9	14.9	16.0	14.3	16.9
4. A good deal	3.2	2.4	4.1	2.2	5.9	3.1	2.1	3.7	4.0	3.2	2.7	4.0	3.2	1.4	1.9	3.4
5. A great deal	1.8	1.6	2.1	1.0	4.5	2.2	2.4	1.4	1.3	1.8	1.7	1.8	1.7	0.7	2.2	4.5
8. Don't know	11.3	12.6	10.0	9.6	15.1	10.7	9.9	10.4	15.6	10.3	13.2	10.1	12.6	9.6	13.3	8.6
<i>Item 12290 Subject D06</i>	<i>N 2604</i>	<i>1250</i>	<i>1277</i>	<i>1666</i>	<i>338</i>	<i>552</i>	<i>691</i>	<i>896</i>	<i>465</i>	<i>1904</i>	<i>576</i>	<i>1191</i>	<i>579</i>	<i>297</i>	<i>440</i>	<i>58</i>
A22B: In gaining positions of leadership over men and women?																
1. Not at all	7.1	10.8	3.5	7.7	5.0	7.8	6.7	6.7	8.0	6.2	10.5	6.5	8.5	9.0	6.1	7.9
2. Very little	13.0	16.2	9.1	14.4	9.5	13.0	13.9	13.9	9.6	13.1	12.0	13.3	10.6	14.0	14.4	10.0
3. Some	33.7	34.7	32.9	36.7	22.9	33.0	32.6	33.8	36.2	34.2	34.5	34.4	31.8	32.8	34.0	40.4
4. A good deal	25.5	19.5	31.6	24.3	28.1	24.6	25.1	25.1	28.1	27.1	20.1	24.7	27.0	27.8	26.2	14.7
5. A great deal	13.5	9.0	18.4	10.5	25.0	15.9	13.0	13.4	11.9	14.0	12.7	14.1	13.8	11.8	12.7	18.3
8. Don't know	7.1	9.9	4.3	6.4	9.5	5.8	8.6	7.2	6.3	5.5	10.2	7.0	8.3	4.6	6.6	8.7
<i>Item 12300 Subject D06</i>	<i>N 2603</i>	<i>1247</i>	<i>1278</i>	<i>1665</i>	<i>338</i>	<i>550</i>	<i>689</i>	<i>899</i>	<i>465</i>	<i>1902</i>	<i>575</i>	<i>1191</i>	<i>579</i>	<i>297</i>	<i>438</i>	<i>58</i>
A22C: In obtaining executive positions in business?																
1. Not at all	9.9	14.8	4.9	10.0	9.2	10.9	10.0	9.6	9.1	8.7	14.1	9.0	9.6	14.6	10.7	6.1
2. Very little	15.8	17.3	14.3	18.0	10.6	12.2	19.7	16.1	13.9	15.4	17.4	16.5	14.4	14.5	17.4	8.0
3. Some	29.0	28.9	28.9	31.0	23.1	30.7	29.7	28.3	27.6	29.4	30.0	28.6	27.8	33.2	28.1	43.0
4. A good deal	23.6	17.9	29.3	22.7	27.0	24.8	19.3	25.0	26.0	25.8	15.8	24.3	23.2	20.8	24.8	20.4
5. A great deal	11.1	8.0	14.5	8.5	18.2	11.3	9.3	12.0	11.8	12.0	9.1	11.9	11.6	9.3	9.6	8.4
8. Don't know	10.5	13.1	8.1	9.8	11.9	10.0	12.0	9.1	11.6	8.8	13.6	9.8	13.5	7.7	9.5	14.1
<i>Item 12310 Subject D06</i>	<i>N 2597</i>	<i>1245</i>	<i>1276</i>	<i>1662</i>	<i>338</i>	<i>549</i>	<i>689</i>	<i>896</i>	<i>463</i>	<i>1901</i>	<i>573</i>	<i>1190</i>	<i>579</i>	<i>295</i>	<i>438</i>	<i>58</i>
A22D: In obtaining top jobs in the professions?																
1. Not at all	11.7	16.0	7.6	11.9	10.0	13.0	11.6	12.0	9.9	10.9	15.0	10.9	12.7	15.4	11.8	5.1
2. Very little	17.6	19.9	14.7	19.9	12.0	16.0	19.2	18.5	15.5	16.6	21.5	17.8	15.4	18.8	19.2	19.3
3. Some	28.2	28.0	28.1	30.4	21.9	28.6	30.2	26.8	27.3	29.2	26.1	28.9	25.3	29.9	26.6	39.2
4. A good deal	21.4	16.4	26.8	20.3	24.3	22.9	17.2	21.6	25.8	23.2	15.6	22.0	20.6	20.4	22.6	16.8
5. A great deal	11.5	8.2	15.1	8.2	22.3	10.1	11.0	12.7	11.3	12.1	9.7	11.6	12.9	9.7	11.2	8.9
8. Don't know	9.6	11.5	7.7	9.3	9.5	9.3	10.7	8.4	10.2	8.0	12.1	8.9	13.1	5.8	8.5	10.8
<i>Item 12320 Subject D06</i>	<i>N 2599</i>	<i>1246</i>	<i>1277</i>	<i>1662</i>	<i>338</i>	<i>546</i>	<i>689</i>	<i>899</i>	<i>465</i>	<i>1900</i>	<i>574</i>	<i>1191</i>	<i>578</i>	<i>297</i>	<i>435</i>	<i>60</i>
A22E: In getting skilled labor jobs?																
1. Not at all	11.9	16.3	7.3	11.7	11.6	13.4	10.0	12.7	11.3	11.2	13.6	12.2	11.8	13.0	11.3	11.2
2. Very little	19.5	19.8	19.1	21.0	11.2	17.0	19.6	20.1	21.0	19.8	19.0	20.8	16.9	26.4	14.0	28.9
3. Some	29.4	27.8	30.3	31.7	25.7	29.8	30.3	29.9	26.6	29.3	30.8	28.4	28.6	30.7	31.5	25.5
4. A good deal	16.3	13.8	19.3	15.2	19.1	17.5	15.7	15.7	17.1	17.5	13.6	15.3	16.0	14.5	20.9	16.9
5. A great deal	8.8	7.6	10.3	6.8	17.1	7.8	10.4	8.1	8.8	8.0	11.1	9.1	8.8	5.4	10.2	4.1
8. Don't know	14.1	14.7	13.7	13.5	15.2	14.6	14.0	13.4	15.2	14.1	12.0	14.1	17.9	10.0	12.0	13.3
<i>Item 12330 Subject D06</i>	<i>N 2591</i>	<i>1239</i>	<i>1276</i>	<i>1659</i>	<i>337</i>	<i>547</i>	<i>688</i>	<i>893</i>	<i>464</i>	<i>1897</i>	<i>570</i>	<i>1187</i>	<i>577</i>	<i>294</i>	<i>436</i>	<i>60</i>

QUESTIONNAIRE FORM 5 1997	TOTAL	SEX		RACE		REGION				COLLEGE PLANS?		ILLICIT DRUG USE: LIFETIME				
		M	F	White	Black	NE	NC	S	W	Yes	No	None	Mari- juana Only	Few Pills	More Pills	Any Her- oin
<i>N (Weighted No. of Cases):</i>	2651	1263	1289	1684	340	568	701	909	473	1916	584	1195	585	298	446	62
<i>% of Weighted Total:</i>	100.0	47.6	48.6	63.5	12.8	21.4	26.4	34.3	17.8	72.3	22.0	45.1	22.1	11.2	16.8	2.3
A22F: In getting elected to political office?																
1. Not at all	7.3	11.5	3.1	8.0	5.1	6.5	6.4	6.9	10.4	6.7	8.8	6.2	8.2	10.5	7.2	4.5
2. Very little	11.9	15.7	7.8	12.7	9.6	10.0	13.5	11.9	11.7	11.6	12.2	11.3	11.1	14.7	12.1	5.0
3. Some	24.3	23.7	24.6	26.1	21.2	26.8	23.5	24.3	22.3	24.8	23.4	26.9	22.8	22.8	20.1	25.6
4. A good deal	21.6	20.5	22.9	22.7	17.6	23.5	23.8	19.9	19.5	22.6	20.0	21.4	22.0	19.4	23.1	29.2
5. A great deal	27.0	17.3	37.0	23.4	35.9	26.7	22.6	29.7	28.9	28.1	24.7	26.7	26.4	27.7	29.7	22.4
8. Don't know	7.9	11.3	4.6	7.1	10.7	6.4	10.2	7.3	7.2	6.2	10.9	7.5	9.5	4.8	7.8	13.4
<i>Item 12340 Subject D06, H02</i>	<i>N</i> 2597	1245	1276	1663	338	550	687	897	464	1901	573	1191	578	297	438	57
A22G: In getting equal pay for equal work?																
1. Not at all	18.7	25.6	11.6	19.5	18.9	16.9	21.3	18.8	17.1	17.7	20.8	18.6	18.0	20.6	18.7	22.2
2. Very little	17.6	19.8	15.4	19.2	14.7	20.2	17.7	17.8	14.0	17.9	18.6	17.5	17.8	17.7	17.6	19.9
3. Some	20.7	18.5	22.5	21.6	18.1	20.2	19.3	22.2	20.7	21.1	20.3	20.3	19.0	25.6	19.9	22.9
4. A good deal	15.7	12.7	19.0	16.1	15.2	16.6	14.2	15.0	18.1	16.9	12.5	15.4	16.4	16.3	16.4	9.9
5. A great deal	16.5	10.8	22.4	14.0	21.3	17.1	16.7	16.3	16.0	17.1	14.3	17.8	17.1	11.9	15.4	14.9
8. Don't know	10.7	12.5	9.1	9.6	11.9	9.1	10.8	9.9	14.1	9.2	13.5	10.4	11.7	7.9	12.0	10.1
<i>Item 12350 Subject D06</i>	<i>N</i> 2602	1247	1279	1664	338	550	689	898	465	1902	575	1191	579	297	438	60
A23: The next questions ask for your opinions on the effects of using certain drugs and other substances. First, how much do you think people risk harming themselves (physically or in other ways), if they . . .																
A23A: Smoke one or more packs of cigarettes per day																
1. No risk	2.3	2.7	1.5	1.6	4.3	1.9	2.6	2.7	1.6	1.4	4.2	2.3	1.4	1.8	3.1	5.0
2. Slight risk	4.9	6.1	3.6	5.6	4.7	5.1	6.5	4.9	2.0	3.5	8.2	3.2	5.9	5.0	7.0	9.1
3. Moderate risk	22.5	24.7	20.5	24.2	18.2	23.2	28.1	19.4	19.0	21.3	26.9	18.4	23.2	22.4	29.6	42.6
4. Great risk	68.7	64.3	73.5	67.6	68.3	68.2	60.4	71.7	76.1	72.5	59.1	73.5	68.7	70.2	59.9	43.3
5. Can't say, drug unfamiliar	1.6	2.2	0.8	1.0	4.6	1.7	2.4	1.3	1.2	1.3	1.5	2.7	0.8	0.6	0.5	-
<i>Item 12360 Subject A14a</i>	<i>N</i> 2598	1250	1270	1661	338	554	690	890	464	1899	572	1188	581	294	436	62
A23B: Try marijuana (pot, grass) once or twice																
1. No risk	38.2	45.4	30.5	42.0	23.9	47.7	35.1	33.7	40.1	36.9	41.3	14.0	53.9	51.3	69.5	71.1
2. Slight risk	30.0	25.2	35.3	30.7	26.6	26.1	33.0	29.8	30.4	31.5	26.1	36.3	27.9	27.5	19.0	19.8
3. Moderate risk	14.1	12.9	15.6	13.5	17.2	11.8	14.9	14.6	14.8	14.3	13.3	20.2	8.7	12.9	7.1	-
4. Great risk	14.9	13.1	16.5	11.5	28.0	10.6	13.7	19.7	12.4	14.8	16.1	24.4	8.8	6.8	3.8	8.2
5. Can't say, drug unfamiliar	2.9	3.4	2.2	2.4	4.2	3.8	3.4	2.2	2.3	2.5	3.2	5.1	0.6	1.5	0.6	1.0
<i>Item 12370 Subject A14a</i>	<i>N</i> 2600	1252	1274	1667	337	553	689	895	462	1903	573	1190	582	295	437	62
A23C: Smoke marijuana occasionally																
1. No risk	15.8	20.2	10.7	17.6	11.2	20.6	14.7	13.7	15.9	14.2	19.3	3.8	17.1	21.5	38.2	41.1
2. Slight risk	26.5	28.5	25.0	27.2	21.7	30.8	24.0	24.6	28.8	26.9	26.7	14.8	39.5	35.1	34.3	41.4
3. Moderate risk	30.3	25.4	35.4	31.7	27.7	26.2	32.4	32.6	27.8	31.8	25.1	37.1	27.2	28.8	19.6	8.3
4. Great risk	24.7	22.5	27.1	21.4	35.4	18.1	25.6	27.8	25.0	25.0	25.5	39.3	15.8	12.8	7.3	9.1
5. Can't say, drug unfamiliar	2.7	3.5	1.8	2.2	4.0	4.2	3.3	1.3	2.5	2.2	3.4	4.9	0.4	1.7	0.5	-
<i>Item 12380 Subject A14a</i>	<i>N</i> 2596	1252	1268	1665	334	553	690	889	463	1898	573	1185	581	294	438	62
A23D: Smoke marijuana regularly																
1. No risk	6.1	8.3	3.4	6.0	6.0	6.6	7.0	6.0	4.2	4.4	9.2	2.6	5.0	7.4	13.7	12.7
2. Slight risk	12.2	14.5	9.6	13.6	9.5	15.8	11.1	10.2	13.6	11.3	15.8	2.5	15.5	15.4	27.4	46.4
3. Moderate risk	21.2	23.8	19.2	22.5	15.4	25.1	18.5	18.9	25.2	21.7	20.0	13.4	27.5	24.1	32.8	26.4
4. Great risk	58.1	50.5	66.1	55.9	65.6	48.5	60.6	63.6	55.1	60.6	52.1	77.2	51.5	51.4	25.7	14.5
5. Can't say, drug unfamiliar	2.4	2.9	1.8	1.9	3.4	4.0	2.9	1.3	1.9	2.0	3.0	4.3	0.6	1.7	0.4	-
<i>Item 12390 Subject A14a</i>	<i>N</i> 2591	1248	1266	1658	335	553	691	885	462	1896	570	1180	581	294	438	60
A23E: Try LSD once or twice																
1. No risk	7.7	9.6	5.1	8.6	6.7	7.8	7.4	8.3	6.8	6.6	9.8	2.8	6.5	9.3	18.3	25.8
2. Slight risk	21.0	22.8	19.4	23.9	9.9	25.6	20.1	18.9	21.0	20.7	22.4	15.5	17.5	24.3	37.0	37.5
3. Moderate risk	25.9	22.1	29.9	27.9	17.1	28.8	25.6	23.5	27.3	27.1	24.2	27.3	25.2	24.7	25.9	18.4
4. Great risk	34.7	34.0	35.5	32.1	45.9	29.0	34.7	39.3	32.8	35.9	30.9	41.9	38.4	33.3	13.6	16.2
5. Can't say, drug unfamiliar	10.8	11.4	10.1	7.5	20.4	8.8	12.3	10.1	12.1	9.7	12.7	12.6	12.5	8.4	5.1	2.1
<i>Item 12400 Subject A14a</i>	<i>N</i> 2590	1251	1264	1662	333	553	689	884	463	1902	566	1181	582	293	437	60

DESCRIPTIVE RESULTS: 1997

199

QUESTIONNAIRE FORM 5 1997	TOTAL	SEX		RACE		REGION				COLLEGE PLANS?		ILLICIT DRUG USE: LIFETIME				
		M	F	White	Black	NE	NC	S	W	Yes	No	None	Mari- juana Only	Few Pills	More Pills	Any Her- oin
<i>N (Weighted No. of Cases):</i> <i>% of Weighted Total:</i>	2651 100.0	1263 47.6	1289 48.6	1684 63.5	340 12.8	568 21.4	701 26.4	909 34.3	473 17.8	1916 72.3	584 22.0	1195 45.1	585 22.1	298 11.2	446 16.8	62 2.3
A23F: Take LSD regularly																
1. No risk	2.4	2.9	1.5	1.9	4.7	2.3	2.1	3.4	1.1	1.7	3.5	2.1	1.5	0.9	3.7	9.8
2. Slight risk	1.9	2.0	1.9	2.0	-	2.5	2.7	1.0	1.6	1.5	2.5	0.3	1.1	2.2	6.6	6.3
3. Moderate risk	8.7	11.3	5.9	10.0	5.9	10.3	9.1	7.1	9.3	7.5	13.1	4.5	6.8	10.5	18.5	32.4
4. Great risk	76.6	73.0	80.8	79.1	68.6	76.7	74.1	78.7	76.3	80.0	68.5	80.5	79.0	78.0	66.7	48.4
5. Can't say, drug unfamiliar	10.4	10.9	9.8	6.9	20.9	8.1	11.9	9.8	11.6	9.3	12.4	12.5	11.6	8.4	4.4	3.1
<i>Item 12410 Subject A14a</i>	<i>N 2590</i>	<i>1250</i>	<i>1266</i>	<i>1662</i>	<i>335</i>	<i>552</i>	<i>691</i>	<i>884</i>	<i>463</i>	<i>1901</i>	<i>567</i>	<i>1181</i>	<i>582</i>	<i>295</i>	<i>437</i>	<i>60</i>
A23G: Try heroin once or twice																
1. No risk	3.5	3.8	2.7	3.3	5.4	2.8	4.4	4.2	1.6	2.7	5.0	2.6	2.5	2.5	5.6	13.1
2. Slight risk	11.6	11.9	11.4	12.0	8.1	10.7	15.3	8.8	12.5	11.3	12.8	13.0	8.3	9.1	12.7	26.2
3. Moderate risk	21.4	19.3	23.8	23.3	16.3	23.3	22.3	20.3	19.7	22.2	20.3	22.8	18.5	21.4	22.6	16.0
4. Great risk	56.7	56.5	57.2	55.6	58.7	57.5	48.8	61.1	59.1	58.0	53.0	53.7	63.5	62.3	55.0	39.1
5. Can't say, drug unfamiliar	6.9	8.6	5.0	5.8	11.6	5.7	9.2	5.7	7.0	5.8	8.9	8.0	7.2	4.7	4.1	5.7
<i>Item 12420 Subject A14a</i>	<i>N 2591</i>	<i>1251</i>	<i>1267</i>	<i>1664</i>	<i>335</i>	<i>554</i>	<i>691</i>	<i>883</i>	<i>463</i>	<i>1901</i>	<i>570</i>	<i>1183</i>	<i>581</i>	<i>295</i>	<i>438</i>	<i>60</i>
A23H: Take heroin occasionally																
1. No risk	2.2	2.1	1.7	1.6	4.6	2.0	2.5	2.9	0.4	1.6	2.7	2.2	1.5	1.7	2.0	6.6
2. Slight risk	1.3	1.5	1.2	1.6	1.1	0.6	0.7	2.1	1.6	1.1	2.2	1.5	0.3	1.1	1.1	5.9
3. Moderate risk	13.3	11.8	14.7	14.0	10.1	13.2	15.0	12.0	13.4	13.0	14.0	15.1	9.5	9.5	13.5	32.0
4. Great risk	76.3	76.0	77.5	77.2	72.0	78.4	73.0	77.1	77.4	78.4	72.6	73.1	81.8	83.0	79.1	47.8
5. Can't say, drug unfamiliar	6.9	8.6	4.9	5.6	12.2	5.8	8.8	6.0	7.1	5.9	8.5	8.0	6.9	4.6	4.3	7.6
<i>Item 12430 Subject A14a</i>	<i>N 2590</i>	<i>1251</i>	<i>1267</i>	<i>1663</i>	<i>334</i>	<i>554</i>	<i>688</i>	<i>886</i>	<i>462</i>	<i>1900</i>	<i>571</i>	<i>1181</i>	<i>582</i>	<i>295</i>	<i>438</i>	<i>62</i>
A23I: Take heroin regularly																
1. No risk	2.1	2.1	1.6	1.6	4.5	1.8	2.5	2.9	0.4	1.6	2.6	2.2	1.5	1.3	2.1	6.0
2. Slight risk	0.5	0.5	0.6	0.3	0.8	0.1	0.4	0.7	0.9	0.3	1.1	0.5	-	1.0	0.5	3.9
3. Moderate risk	1.5	1.8	1.3	1.6	1.1	1.4	1.5	1.3	2.4	1.4	2.0	1.7	0.3	1.8	2.4	3.0
4. Great risk	88.9	86.7	91.9	90.6	82.2	90.9	86.5	89.3	89.6	90.9	85.7	87.6	90.9	91.8	90.8	81.5
5. Can't say, drug unfamiliar	6.9	9.0	4.6	5.9	11.4	5.9	9.1	5.8	6.7	5.9	8.5	8.0	7.3	4.1	4.1	5.6
<i>Item 12440 Subject A14a</i>	<i>N 2579</i>	<i>1244</i>	<i>1264</i>	<i>1656</i>	<i>333</i>	<i>553</i>	<i>684</i>	<i>881</i>	<i>461</i>	<i>1893</i>	<i>567</i>	<i>1175</i>	<i>579</i>	<i>294</i>	<i>437</i>	<i>62</i>
A23J: Try barbiturates (downers, goofballs, reds, yellows, etc.) once or twice																
1. No risk	7.2	8.5	5.2	8.0	5.5	8.0	8.4	6.8	5.2	6.1	9.7	3.7	4.2	8.2	16.5	30.2
2. Slight risk	19.1	19.9	18.7	22.3	7.5	20.4	21.6	17.2	17.6	19.0	21.4	15.6	16.1	20.4	30.2	39.0
3. Moderate risk	23.1	21.8	24.8	24.7	14.2	26.7	19.6	24.1	22.3	24.7	19.3	22.1	22.5	30.2	24.7	10.7
4. Great risk	26.9	27.2	26.3	25.0	35.2	22.9	27.4	29.6	25.6	26.9	26.7	31.3	31.0	22.6	13.7	15.3
5. Can't say, drug unfamiliar	23.6	22.7	24.9	20.0	37.7	21.9	22.9	22.3	29.4	23.3	22.9	27.3	26.2	18.6	14.9	4.7
<i>Item 12450 Subject A14a</i>	<i>N 2587</i>	<i>1248</i>	<i>1268</i>	<i>1662</i>	<i>336</i>	<i>551</i>	<i>690</i>	<i>884</i>	<i>462</i>	<i>1899</i>	<i>570</i>	<i>1184</i>	<i>579</i>	<i>295</i>	<i>438</i>	<i>60</i>
A23K: Take barbiturates regularly																
1. No risk	2.3	2.8	1.5	1.7	5.5	2.3	2.2	2.9	1.4	2.0	2.1	2.1	1.9	1.3	3.6	2.1
2. Slight risk	3.6	4.6	2.3	4.4	0.3	3.9	5.0	2.6	3.0	2.9	6.0	1.1	0.9	5.5	8.8	26.9
3. Moderate risk	13.7	14.8	12.8	15.8	4.9	15.7	15.3	11.2	13.6	11.8	19.5	8.8	9.9	20.1	25.4	32.3
4. Great risk	56.8	55.3	58.5	58.0	52.3	56.4	54.3	61.4	52.3	60.3	49.0	60.7	60.8	53.5	47.1	36.0
5. Can't say, drug unfamiliar	23.6	22.5	24.9	20.1	37.1	21.6	23.3	22.0	29.7	23.0	23.5	27.4	26.4	19.6	15.0	2.7
<i>Item 12460 Subject A14a</i>	<i>N 2579</i>	<i>1243</i>	<i>1267</i>	<i>1659</i>	<i>334</i>	<i>550</i>	<i>687</i>	<i>881</i>	<i>461</i>	<i>1896</i>	<i>569</i>	<i>1182</i>	<i>576</i>	<i>295</i>	<i>437</i>	<i>60</i>
A23L: Try amphetamines (uppers, pep pills, bennies, speed) once or twice																
1. No risk	8.5	9.4	7.3	10.0	6.2	10.6	11.8	6.6	4.9	7.3	12.1	4.3	6.5	10.3	18.9	28.0
2. Slight risk	21.1	21.0	21.4	23.9	8.5	21.7	26.6	16.6	21.0	20.7	23.1	16.8	16.9	24.9	34.3	37.8
3. Moderate risk	28.4	26.9	30.2	30.6	17.0	29.8	23.2	30.9	29.6	30.6	22.5	30.4	27.0	29.8	26.5	14.2
4. Great risk	31.0	30.8	31.0	27.1	46.2	27.5	27.1	34.8	33.5	31.5	30.1	35.2	37.3	28.1	13.9	20.0
5. Can't say, drug unfamiliar	11.0	11.8	10.1	8.3	22.1	10.4	11.3	11.1	11.0	9.8	12.2	13.3	12.2	6.9	6.3	-
<i>Item 12470 Subject A14a</i>	<i>N 2584</i>	<i>1247</i>	<i>1268</i>	<i>1661</i>	<i>336</i>	<i>550</i>	<i>687</i>	<i>883</i>	<i>463</i>	<i>1899</i>	<i>569</i>	<i>1184</i>	<i>581</i>	<i>295</i>	<i>432</i>	<i>62</i>
A23M: Take amphetamines regularly																
1. No risk	2.7	3.0	1.8	2.4	4.3	2.3	3.6	3.0	1.0	1.9	4.3	2.0	1.6	1.6	5.4	5.5
2. Slight risk	4.3	4.3	4.2	5.1	1.8	6.0	7.5	2.0	2.0	3.6	6.4	1.4	3.1	5.2	12.2	13.4
3. Moderate risk	14.8	16.4	13.4	16.5	9.1	14.6	18.3	12.8	13.8	14.4	16.6	10.4	12.5	20.9	23.2	37.2
4. Great risk	66.0	63.4	69.0	66.5	61.1	65.4	58.7	69.6	70.8	69.0	59.5	71.5	69.9	62.6	52.8	40.9
5. Can't say, drug unfamiliar	12.2	12.9	11.6	9.6	23.7	11.7	11.9	12.6	12.4	11.1	13.1	14.7	12.9	9.7	6.4	3.0
<i>Item 12480 Subject A14a</i>	<i>N 2583</i>	<i>1249</i>	<i>1266</i>	<i>1663</i>	<i>336</i>	<i>550</i>	<i>686</i>	<i>884</i>	<i>463</i>	<i>1897</i>	<i>572</i>	<i>1181</i>	<i>582</i>	<i>295</i>	<i>436</i>	<i>60</i>

QUESTIONNAIRE FORM 5 1997	TOTAL	SEX		RACE		REGION				COLLEGE PLANS?		ILLICIT DRUG USE: LIFETIME				
		M	F	White	Black	NE	NC	S	W	Yes	No	None	Mari- juana Only	Few Pills	More Pills	Any Her- oin
<i>N (Weighted No. of Cases):</i>	2651	1263	1289	1684	340	568	701	909	473	1916	584	1195	585	298	446	62
<i>% of Weighted Total:</i>	100.0	47.6	48.6	63.5	12.8	21.4	26.4	34.3	17.8	72.3	22.0	45.1	22.1	11.2	16.8	2.3
A23N: Try cocaine once or twice																
1. No risk	5.3	6.9	3.2	5.2	5.2	4.7	6.1	5.3	4.7	4.3	7.2	2.8	2.9	4.9	12.6	24.2
2. Slight risk	12.5	13.1	12.4	14.0	6.1	14.3	12.4	10.4	14.7	12.1	14.6	11.1	7.0	12.3	22.2	27.1
3. Moderate risk	23.5	21.3	25.6	24.6	14.8	25.0	23.2	21.6	25.6	23.7	23.4	24.5	19.3	31.9	21.1	26.5
4. Great risk	53.6	52.1	55.4	51.6	65.2	50.5	51.1	59.6	49.5	55.8	47.9	55.6	65.4	47.5	41.0	22.2
5. Can't say, drug unfamiliar	5.1	6.5	3.4	4.5	8.6	5.5	7.2	3.0	5.5	4.3	6.9	5.9	5.3	3.5	3.1	-
<i>Item 12490 Subject A14a</i>	<i>N</i> 2588	1249	1271	1661	338	552	687	886	463	1899	572	1185	582	295	438	61
A23O: Take cocaine regularly																
1. No risk	2.1	2.3	1.6	1.5	3.6	2.0	2.2	3.0	0.4	1.5	2.8	2.1	1.5	1.7	2.0	7.7
2. Slight risk	1.1	1.0	0.9	1.2	0.9	0.9	1.4	1.1	0.8	0.7	1.7	0.3	0.2	0.7	3.1	11.0
3. Moderate risk	4.7	6.2	3.0	5.2	2.3	5.7	4.6	3.4	6.0	4.1	6.6	2.9	2.1	3.6	11.7	15.9
4. Great risk	87.1	84.1	90.9	87.4	85.5	86.2	85.0	89.0	87.4	89.5	82.0	88.5	90.8	90.1	80.3	65.4
5. Can't say, drug unfamiliar	5.1	6.4	3.5	4.7	7.8	5.2	6.9	3.4	5.4	4.2	6.9	6.1	5.3	3.9	2.8	-
<i>Item 12500 Subject A14a</i>	<i>N</i> 2587	1253	1265	1662	334	552	690	883	462	1898	571	1181	581	295	438	62
A23P: Try one or two drinks of an alcoholic beverage (beer, wine, liquor)																
1. No risk	48.1	54.9	41.4	53.3	26.5	56.8	51.2	41.3	45.9	47.4	51.2	32.0	55.9	57.6	71.8	68.9
2. Slight risk	33.8	27.8	40.0	32.3	40.7	28.6	30.7	38.2	36.5	35.4	29.5	40.4	32.2	33.9	21.0	22.4
3. Moderate risk	9.8	8.5	11.3	7.8	14.6	8.9	9.9	10.5	9.7	9.7	9.3	15.3	5.6	5.3	4.3	4.0
4. Great risk	6.7	6.5	6.5	5.5	13.5	4.8	6.0	9.0	5.7	6.3	8.1	10.1	5.2	3.0	2.2	3.7
5. Can't say, drug unfamiliar	1.5	2.2	0.8	1.1	4.6	1.0	2.2	1.1	2.1	1.3	1.9	2.3	1.1	0.2	0.7	1.0
<i>Item 12510 Subject A14a</i>	<i>N</i> 2589	1252	1268	1664	336	554	689	884	463	1901	571	1184	582	295	438	62
A23Q: Take one or two drinks nearly every day																
1. No risk	12.1	17.6	6.2	13.4	9.0	12.8	15.7	10.6	8.5	10.4	15.5	5.9	10.4	20.7	22.7	23.2
2. Slight risk	25.3	28.1	22.3	28.2	16.4	26.4	29.8	23.1	21.5	23.7	31.1	19.4	30.3	24.3	33.8	36.6
3. Moderate risk	36.2	31.7	41.3	35.5	36.4	35.4	29.3	39.9	40.0	38.1	31.9	40.2	34.8	35.8	30.0	27.3
4. Great risk	24.8	20.5	29.1	21.7	33.3	24.5	22.3	25.2	28.1	26.4	19.5	31.7	23.3	18.9	13.2	12.9
5. Can't say, drug unfamiliar	1.7	2.1	1.1	1.1	5.0	0.9	2.9	1.1	1.8	1.4	2.0	2.8	1.2	0.2	0.4	-
<i>Item 12520 Subject A14a</i>	<i>N</i> 2585	1248	1268	1662	333	553	688	882	462	1899	571	1180	582	295	437	62
A23R: Take four or five drinks nearly every day																
1. No risk	5.2	7.0	2.8	5.2	5.9	4.4	6.7	6.0	2.3	3.8	8.5	3.6	3.3	7.2	8.6	11.5
2. Slight risk	8.7	11.3	5.9	10.6	3.9	8.8	10.8	7.7	7.2	7.5	11.5	5.9	7.5	10.9	15.3	14.0
3. Moderate risk	21.5	23.6	19.4	23.7	13.4	20.1	24.7	20.4	20.6	20.8	25.0	16.1	25.4	23.1	28.8	31.9
4. Great risk	63.0	56.2	70.7	59.4	72.4	65.3	55.2	64.9	68.1	66.6	53.4	71.9	62.7	57.9	46.9	41.6
5. Can't say, drug unfamiliar	1.6	1.8	1.2	1.1	4.4	1.3	2.6	1.0	1.8	1.4	1.7	2.6	1.1	0.9	0.4	1.0
<i>Item 12530 Subject A14a</i>	<i>N</i> 2587	1250	1269	1661	337	551	689	885	462	1899	571	1184	582	294	437	62
A23S: Have five or more drinks once or twice each weekend																
1. No risk	9.9	12.9	6.2	11.1	6.3	9.8	11.0	9.8	8.6	8.4	13.1	4.5	10.5	12.0	21.3	13.4
2. Slight risk	15.4	19.5	11.3	16.5	10.9	19.5	13.8	13.9	15.8	15.0	17.1	8.3	17.7	18.6	26.8	31.6
3. Moderate risk	29.9	28.5	31.8	32.2	21.0	30.9	31.2	28.9	29.0	29.8	31.1	29.4	33.3	33.3	27.3	23.1
4. Great risk	43.0	37.2	49.3	39.4	55.4	38.6	41.4	45.9	44.8	45.2	37.2	55.1	37.0	35.8	24.2	31.8
5. Can't say, drug unfamiliar	1.8	2.0	1.4	0.9	6.3	1.2	2.6	1.4	1.8	1.6	1.5	2.7	1.5	0.2	0.4	-
<i>Item 12540 Subject A14a</i>	<i>N</i> 2582	1246	1267	1660	335	552	687	881	463	1897	570	1183	581	295	436	58
A23T: Take cocaine occasionally																
1. No risk	2.7	3.3	1.9	2.3	4.1	3.1	3.3	3.2	0.6	1.8	4.7	2.0	1.6	1.8	4.9	12.1
2. Slight risk	4.4	4.8	3.6	5.0	3.8	4.2	5.3	3.6	4.7	3.7	6.3	2.7	1.8	3.1	10.3	18.3
3. Moderate risk	15.6	14.1	17.0	17.2	10.6	20.3	14.9	12.7	16.5	16.0	14.3	15.7	11.9	14.0	21.1	21.9
4. Great risk	72.4	71.4	74.1	71.0	74.1	67.9	70.1	76.7	72.7	74.5	68.1	73.5	79.4	78.0	60.7	47.7
5. Can't say, drug unfamiliar	4.9	6.4	3.4	4.6	7.4	4.5	6.4	3.8	5.5	4.1	6.5	6.0	5.3	3.1	3.1	-
<i>Item 12495 Subject A14a</i>	<i>N</i> 2586	1249	1267	1661	337	553	688	883	462	1899	569	1183	583	295	436	60

QUESTIONNAIRE FORM 5 1997	TOTAL	SEX		RACE		REGION				COLLEGE PLANS?		ILLICIT DRUG USE: LIFETIME				
		M	F	White	Black	NE	NC	S	W	Yes	No	None	Mari- juana Only	Few Pills	More Pills	Any Her- oin
<i>N (Weighted No. of Cases):</i>	2651	1263	1289	1684	340	568	701	909	473	1916	584	1195	585	298	446	62
<i>% of Weighted Total:</i>	100.0	47.6	48.6	63.5	12.8	21.4	26.4	34.3	17.8	72.3	22.0	45.1	22.1	11.2	16.8	2.3
A23U: Use smokeless tobacco regularly (chewing tobacco, plug, dipping tobacco, snuff)																
1. No risk	4.7	5.8	3.5	4.8	5.9	3.9	5.7	5.7	2.4	3.6	7.4	3.3	4.5	5.4	7.0	12.0
2. Slight risk	16.9	18.6	14.5	18.3	12.5	16.5	17.4	19.0	12.4	16.0	18.3	14.0	19.5	17.6	20.3	18.1
3. Moderate risk	35.6	36.8	34.4	38.6	26.8	37.7	36.4	34.5	34.0	36.8	33.9	32.9	33.1	44.5	40.0	40.3
4. Great risk	38.6	34.6	43.5	36.0	44.5	38.0	35.1	38.0	45.4	39.6	36.6	44.5	38.4	29.8	30.8	26.7
5. Can't say, drug unfamiliar	4.2	4.2	4.1	2.3	10.4	3.8	5.4	2.7	5.8	4.1	3.8	5.3	4.5	2.7	1.9	2.9
<i>Item 12365 Subject A14a</i>	<i>N</i> 2588	1251	1269	1663	337	552	690	884	462	1900	572	1185	582	295	437	60
This section asks for your views and feelings about a number of different things.																
D01: Do you agree or disagree with each of the following?																
D01A: I take a positive attitude toward myself																
1. Disagree	2.8	2.0	3.8	2.9	2.2	4.1	2.5	3.0	1.7	2.8	3.0	2.3	3.7	3.8	1.8	6.5
2. Mostly disagree	6.6	6.5	6.7	7.1	5.2	7.7	7.9	5.8	4.7	6.0	8.5	4.8	5.0	9.7	9.9	9.8
3. Neither	8.4	8.3	8.7	8.9	3.5	10.7	8.6	7.0	8.3	7.4	12.1	7.6	8.5	10.0	9.8	7.9
4. Mostly agree	43.3	40.8	45.8	47.9	22.4	43.1	43.4	40.0	49.2	43.6	43.6	43.4	40.5	43.5	47.5	47.6
5. Agree	38.9	42.3	35.0	33.2	66.7	34.3	37.6	44.2	36.2	40.2	32.9	41.8	42.3	32.9	31.0	28.3
<i>Item 12550 Subject Q01</i>	<i>N</i> 2457	1175	1231	1626	304	501	664	832	459	1860	555	1122	547	284	421	52
D01B: Good luck is more important than hard work for success																
1. Disagree	35.2	28.6	41.6	34.2	43.7	30.1	41.6	34.9	32.2	37.0	29.3	38.5	37.5	32.8	28.0	15.6
2. Mostly disagree	35.7	36.3	35.3	38.6	19.2	39.0	29.9	37.5	37.4	36.5	34.5	34.1	34.6	38.8	40.3	37.0
3. Neither	17.7	20.1	15.3	17.1	17.1	18.1	16.6	16.7	20.5	16.4	20.3	16.8	19.0	16.5	19.0	14.7
4. Mostly agree	7.7	9.9	5.6	7.7	8.6	9.4	7.5	7.0	7.6	7.4	9.1	7.4	5.3	8.4	9.2	27.2
5. Agree	3.6	5.0	2.2	2.5	11.3	3.4	4.5	3.9	2.3	2.6	6.7	3.2	3.6	3.5	3.5	5.5
<i>Item 12560 Subject Q02</i>	<i>N</i> 2453	1175	1227	1626	302	499	664	832	458	1858	554	1122	546	283	420	52
D01C: I feel I am a person of worth, on an equal plane with others																
1. Disagree	1.8	2.0	1.7	1.3	4.4	1.4	2.1	1.7	2.1	1.6	2.3	1.2	2.5	2.3	1.8	2.4
2. Mostly disagree	4.4	4.2	4.6	4.3	3.9	6.1	3.8	4.0	3.8	4.3	4.7	3.2	3.0	7.6	4.8	21.2
3. Neither	10.4	10.4	10.1	9.7	9.8	10.5	11.3	10.4	8.8	9.2	14.6	9.3	11.0	11.1	11.4	16.9
4. Mostly agree	38.8	39.7	37.8	42.7	22.6	39.6	42.4	34.4	40.8	37.6	43.1	36.8	39.0	41.1	43.4	31.5
5. Agree	44.6	43.7	45.7	42.1	59.3	42.3	40.4	49.5	44.4	47.3	35.2	49.4	44.6	38.0	38.7	28.0
<i>Item 12570 Subject Q01</i>	<i>N</i> 2451	1176	1226	1626	300	502	664	827	458	1858	554	1119	546	283	420	52
D01D: I am able to do things as well as most other people																
1. Disagree	1.2	1.4	1.0	0.8	3.2	0.8	1.2	1.6	1.1	1.0	2.0	0.8	2.0	1.7	0.4	5.1
2. Mostly disagree	3.3	3.2	3.5	3.7	3.3	4.6	2.9	2.8	3.3	3.1	4.0	3.2	2.7	4.5	3.7	2.3
3. Neither	5.9	6.0	6.0	5.7	4.9	6.4	6.6	5.7	4.6	5.0	8.9	6.1	3.5	6.6	7.4	10.3
4. Mostly agree	39.0	36.9	40.9	41.9	26.6	42.8	40.8	33.4	42.4	38.1	42.6	36.1	41.7	42.1	40.2	46.2
5. Agree	50.6	52.4	48.7	47.9	61.9	45.4	48.5	56.5	48.6	52.8	42.5	53.9	50.0	45.1	48.2	36.1
<i>Item 12580 Subject Q01</i>	<i>N</i> 2446	1174	1224	1620	300	499	661	829	457	1853	554	1116	546	282	420	52
D01E: Every time I try to get ahead, something or somebody stops me																
1. Disagree	18.9	17.2	20.5	17.6	23.1	20.9	17.5	18.3	19.4	20.5	12.5	21.1	20.8	12.3	14.9	13.8
2. Mostly disagree	30.8	30.5	31.3	33.4	20.5	30.9	26.5	32.9	33.1	33.5	22.3	32.4	27.5	35.5	29.7	12.3
3. Neither	22.8	22.8	22.9	23.7	16.7	26.0	24.6	20.1	21.7	22.2	24.1	20.1	24.8	19.8	28.3	28.1
4. Mostly agree	19.1	19.1	18.4	17.7	27.9	16.3	22.6	18.9	17.3	17.3	25.7	19.0	19.5	18.8	18.9	27.1
5. Agree	8.5	10.4	6.9	7.6	11.8	5.8	8.8	9.8	8.6	6.5	15.4	7.5	7.4	13.7	8.2	18.7
<i>Item 12590 Subject Q02</i>	<i>N</i> 2450	1175	1227	1627	299	502	662	830	456	1857	552	1120	546	282	419	53

QUESTIONNAIRE FORM 5 1997	TOTAL	SEX		RACE		REGION				COLLEGE PLANS?		ILLICIT DRUG USE: LIFETIME				
		M	F	White	Black	NE	NC	S	W	Yes	No	None	Mari- juana Only	Few Pills	More Pills	Any Her- oin
<i>N (Weighted No. of Cases):</i> <i>% of Weighted Total:</i>	2651 100.0	1263 47.6	1289 48.6	1684 63.5	340 12.8	568 21.4	701 26.4	909 34.3	473 17.8	1916 72.3	584 22.0	1195 45.1	585 22.1	298 11.2	446 16.8	62 2.3
D01F: Planning only makes a person unhappy since plans hardly ever work out anyway																
1. Disagree	28.6	25.1	32.0	28.2	33.1	24.9	30.3	29.2	29.5	31.4	19.6	33.6	26.4	26.3	20.9	15.3
2. Mostly disagree	29.5	28.3	30.8	32.1	21.0	32.8	26.0	30.6	28.9	31.6	22.9	28.2	32.4	31.8	30.8	14.2
3. Neither	19.8	21.7	17.8	19.8	15.6	21.6	20.3	18.4	19.6	19.1	21.3	19.0	19.3	17.6	23.2	28.8
4. Mostly agree	14.6	17.0	12.4	14.0	16.7	14.1	15.5	14.6	13.9	12.0	24.1	13.0	14.5	14.1	17.0	31.3
5. Agree	7.5	8.0	7.0	5.9	13.7	6.7	7.9	7.3	8.1	5.9	12.2	6.2	7.4	10.2	8.0	10.4
<i>Item 12600 Subject Q02</i>	<i>N 2444</i>	<i>1175</i>	<i>1222</i>	<i>1622</i>	<i>298</i>	<i>502</i>	<i>656</i>	<i>830</i>	<i>456</i>	<i>1855</i>	<i>549</i>	<i>1117</i>	<i>545</i>	<i>282</i>	<i>417</i>	<i>53</i>
D01G: People who accept their condition in life are happier than those who try to change things																
1. Disagree	18.9	19.3	18.7	18.4	24.7	18.9	18.3	18.5	20.7	20.3	13.7	19.2	21.9	16.4	15.9	20.1
2. Mostly disagree	21.2	22.0	20.3	22.3	16.7	24.7	19.4	21.2	19.9	22.9	16.0	21.2	19.1	23.5	22.3	25.1
3. Neither	23.6	24.5	22.8	24.4	21.1	27.3	21.4	22.9	24.3	23.2	24.3	22.9	24.7	20.9	25.7	22.0
4. Mostly agree	21.2	20.2	21.6	21.1	16.4	17.1	24.3	21.3	20.8	19.5	27.5	22.2	19.3	18.6	22.6	24.9
5. Agree	15.1	14.0	16.6	13.7	21.1	12.0	16.6	16.1	14.4	14.1	18.5	14.5	15.1	20.7	13.5	7.8
<i>Item 12610 Subject Q02</i>	<i>N 2432</i>	<i>1167</i>	<i>1217</i>	<i>1618</i>	<i>299</i>	<i>495</i>	<i>659</i>	<i>827</i>	<i>452</i>	<i>1846</i>	<i>547</i>	<i>1112</i>	<i>546</i>	<i>282</i>	<i>412</i>	<i>52</i>
D01H: On the whole, I'm satisfied with myself																
1. Disagree	3.5	3.1	4.0	2.8	3.4	4.4	4.9	1.6	3.9	3.1	4.5	2.2	4.8	5.3	4.3	2.4
2. Mostly disagree	6.2	5.8	6.5	6.6	7.1	8.5	5.3	6.5	4.2	6.4	5.4	5.1	5.8	7.8	7.2	12.3
3. Neither	9.5	10.7	8.1	9.1	7.0	11.0	8.5	9.4	9.4	8.7	12.4	7.9	10.2	9.0	12.4	12.7
4. Mostly agree	37.9	36.6	39.7	39.8	28.3	35.1	40.1	35.8	41.7	37.6	40.2	37.5	37.4	42.5	37.8	42.3
5. Agree	42.9	43.8	41.7	41.7	54.2	41.0	41.2	46.6	40.8	44.2	37.4	47.3	41.7	35.4	38.4	30.4
<i>Item 12620 Subject P01, Q01</i>	<i>N 2438</i>	<i>1168</i>	<i>1221</i>	<i>1619</i>	<i>298</i>	<i>500</i>	<i>658</i>	<i>826</i>	<i>455</i>	<i>1850</i>	<i>550</i>	<i>1114</i>	<i>544</i>	<i>282</i>	<i>417</i>	<i>52</i>
D01I: People like me don't have much of a chance to be successful in life																
1. Disagree	60.4	55.8	64.5	58.0	74.2	55.1	56.0	67.8	59.1	64.9	45.0	63.4	63.5	53.1	54.0	49.5
2. Mostly disagree	22.4	22.9	22.0	25.1	10.2	25.1	24.0	17.6	25.7	21.8	25.2	22.0	22.8	24.1	22.2	27.7
3. Neither	10.3	11.9	8.9	11.0	6.7	13.3	10.5	8.9	9.4	8.6	16.0	8.2	8.2	13.9	15.5	15.6
4. Mostly agree	4.6	6.4	2.8	4.1	4.4	3.9	6.4	3.6	4.5	3.6	7.9	4.1	4.2	6.2	4.9	6.1
5. Agree	2.4	3.0	1.8	1.8	4.5	2.6	3.1	2.2	1.3	1.2	6.0	2.3	1.3	2.8	3.4	1.2
<i>Item 12630 Subject Q02</i>	<i>N 2439</i>	<i>1167</i>	<i>1223</i>	<i>1616</i>	<i>299</i>	<i>499</i>	<i>659</i>	<i>825</i>	<i>456</i>	<i>1852</i>	<i>548</i>	<i>1116</i>	<i>544</i>	<i>282</i>	<i>415</i>	<i>52</i>
D01J: When I make plans, I am almost certain that I can make them work																
1. Disagree	2.3	2.3	2.1	2.0	3.5	2.2	2.6	2.0	2.4	2.0	3.1	2.3	2.1	2.6	1.9	2.4
2. Mostly disagree	5.7	6.4	5.1	5.7	5.0	5.5	7.3	5.1	4.6	4.8	8.6	4.2	6.2	10.1	6.5	5.4
3. Neither	15.2	16.0	14.7	16.0	11.9	19.3	15.5	12.5	15.3	13.8	20.2	14.6	14.2	14.9	18.3	20.2
4. Mostly agree	46.2	43.3	48.9	47.5	42.4	42.7	45.2	47.8	48.7	48.0	41.7	45.8	46.9	49.6	43.9	55.1
5. Agree	30.6	32.0	29.2	28.8	37.2	30.3	29.4	32.5	29.1	31.4	26.3	33.0	30.7	22.8	29.4	16.9
<i>Item 12640 Subject Q02</i>	<i>N 2435</i>	<i>1167</i>	<i>1221</i>	<i>1618</i>	<i>298</i>	<i>495</i>	<i>659</i>	<i>827</i>	<i>455</i>	<i>1848</i>	<i>547</i>	<i>1114</i>	<i>543</i>	<i>281</i>	<i>416</i>	<i>52</i>
D01K: A lot of times I feel lonely																
1. Disagree	22.2	25.1	19.4	21.1	29.0	22.6	22.4	21.6	22.4	22.6	21.0	23.5	24.2	21.5	17.4	14.1
2. Mostly disagree	26.5	24.5	28.2	28.6	16.1	26.9	25.8	26.0	28.2	27.3	24.3	25.9	27.2	30.1	27.0	24.5
3. Neither	17.1	20.0	14.3	17.3	13.5	19.5	14.3	17.3	18.3	16.1	20.5	16.3	15.9	15.9	21.1	20.9
4. Mostly agree	22.1	20.0	24.1	22.6	20.8	21.2	25.7	20.3	21.1	22.0	23.4	22.3	20.8	23.5	20.9	23.1
5. Agree	12.1	10.4	14.0	10.4	20.6	9.8	11.8	14.8	10.0	12.0	10.8	12.0	11.9	9.1	13.7	17.4
<i>Item 12650 Subject Q03</i>	<i>N 2406</i>	<i>1149</i>	<i>1212</i>	<i>1599</i>	<i>298</i>	<i>489</i>	<i>652</i>	<i>814</i>	<i>451</i>	<i>1827</i>	<i>540</i>	<i>1104</i>	<i>542</i>	<i>273</i>	<i>408</i>	<i>53</i>
D01L: I feel I do not have much to be proud of																
1. Disagree	46.3	46.6	46.2	44.9	55.7	43.6	45.4	49.9	44.0	49.0	37.4	51.6	47.1	39.6	37.8	30.2
2. Mostly disagree	29.4	28.2	30.4	31.8	20.3	31.0	30.0	27.3	30.7	29.8	28.5	27.8	27.9	34.3	32.4	28.7
3. Neither	10.2	11.1	9.5	11.0	6.9	12.1	10.2	9.9	9.0	9.0	14.2	8.9	8.6	10.4	13.2	30.1
4. Mostly agree	9.5	9.5	9.5	8.6	11.5	10.2	10.3	8.5	9.5	8.1	14.3	8.2	12.5	8.6	11.0	5.1
5. Agree	4.5	4.5	4.4	3.7	5.6	3.1	4.1	4.4	6.8	4.1	5.7	3.5	3.9	7.1	5.6	5.9
<i>Item 12660 Subject Q01</i>	<i>N 2399</i>	<i>1146</i>	<i>1209</i>	<i>1596</i>	<i>295</i>	<i>487</i>	<i>650</i>	<i>812</i>	<i>451</i>	<i>1823</i>	<i>537</i>	<i>1103</i>	<i>539</i>	<i>272</i>	<i>405</i>	<i>53</i>

QUESTIONNAIRE FORM 5 1997	TOTAL	SEX		RACE		REGION				COLLEGE PLANS?		ILLICIT DRUG USE: LIFETIME				
		M	F	White	Black	NE	NC	S	W	Yes	No	None	Mari- juana Only	Few Pills	More Pills	Any Her- oin
<i>N (Weighted No. of Cases):</i>	2651	1263	1289	1684	340	568	701	909	473	1916	584	1195	585	298	446	62
<i>% of Weighted Total:</i>	100.0	47.6	48.6	63.5	12.8	21.4	26.4	34.3	17.8	72.3	22.0	45.1	22.1	11.2	16.8	2.3
D01M: There is always someone I can turn to if I need help																
1. Disagree	4.2	5.5	2.9	3.0	7.7	5.4	2.9	2.6	7.5	4.0	4.4	3.8	3.1	4.9	5.7	8.4
2. Mostly disagree	5.0	5.0	5.2	4.7	6.2	5.9	5.0	5.3	3.6	5.2	4.6	5.2	4.6	3.7	4.9	7.6
3. Neither	5.9	7.6	4.1	5.7	4.8	6.6	5.0	6.4	5.4	5.4	6.5	5.4	4.4	7.3	8.0	9.6
4. Mostly agree	28.5	30.1	26.3	30.7	18.4	31.4	30.5	24.5	29.7	27.9	31.5	26.4	27.6	28.4	34.7	35.2
5. Agree	56.4	51.8	61.4	55.8	62.8	50.7	56.5	61.3	53.7	57.5	53.0	59.1	60.3	55.7	46.7	39.2
<i>Item 12670 Subject Q03</i>	<i>N</i> 2393	1143	1204	1593	296	485	649	813	446	1818	536	1101	537	271	407	50
D01N: Sometimes I think that I am no good at all																
1. Disagree	40.4	43.2	37.9	38.1	54.9	37.9	37.2	44.0	41.4	41.9	34.7	46.5	43.2	30.2	31.1	18.2
2. Mostly disagree	22.3	22.1	22.3	24.8	14.5	21.6	22.1	24.3	19.9	22.5	22.3	20.9	21.7	24.5	26.0	17.1
3. Neither	14.8	16.9	12.7	15.4	8.5	18.8	16.5	10.7	15.7	14.0	17.9	13.5	12.6	14.8	19.0	30.4
4. Mostly agree	14.0	10.7	17.6	14.1	11.9	14.0	16.5	12.3	13.4	13.6	15.6	12.8	13.6	17.7	14.5	17.9
5. Agree	8.4	7.2	9.6	7.5	10.2	7.7	7.8	8.7	9.6	8.0	9.5	6.4	8.9	12.9	9.3	16.5
<i>Item 12680 Subject Q01</i>	<i>N</i> 2396	1144	1207	1595	295	486	651	809	449	1821	536	1102	538	272	407	50
D01O: I often feel left out of things																
1. Disagree	24.6	27.2	21.9	21.4	38.9	23.6	24.6	26.0	23.2	24.6	23.4	24.8	29.4	24.4	20.2	12.1
2. Mostly disagree	26.0	25.9	26.0	28.6	14.8	28.2	21.1	27.5	27.9	27.9	20.5	25.9	24.9	29.4	26.0	20.0
3. Neither	18.5	20.8	16.7	20.3	9.8	22.7	19.9	14.8	18.9	17.0	24.8	17.8	17.9	12.2	22.3	39.5
4. Mostly agree	21.1	17.4	24.6	21.9	20.4	17.0	25.1	20.6	20.7	21.6	19.6	21.3	18.9	23.8	22.8	13.7
5. Agree	9.8	8.8	10.8	7.8	16.1	8.5	9.3	11.2	9.2	8.9	11.7	10.1	8.9	10.2	8.7	14.7
<i>Item 12690 Subject Q03</i>	<i>N</i> 2386	1140	1203	1592	294	482	647	807	450	1818	530	1097	535	272	405	50
D01P: I believe a person is master of his/her own fate																
1. Disagree	5.4	4.3	6.4	4.6	5.2	3.7	5.1	5.9	6.8	5.5	4.6	6.5	4.8	4.3	3.6	7.9
2. Mostly disagree	4.9	4.4	5.4	4.9	6.5	5.7	4.5	6.4	1.8	4.6	5.7	4.8	5.2	5.6	4.6	3.6
3. Neither	15.8	14.0	17.5	16.8	10.2	16.2	17.5	14.4	15.4	14.7	19.3	16.1	14.9	14.8	16.4	22.7
4. Mostly agree	32.9	33.1	33.1	36.3	19.2	34.6	35.1	30.1	33.1	33.9	31.0	32.0	34.7	35.3	32.1	24.5
5. Agree	41.0	44.3	37.6	37.5	58.9	39.8	37.8	43.3	42.8	41.3	39.4	40.6	40.4	40.0	43.4	41.3
<i>Item 12700 Subject Q02</i>	<i>N</i> 2387	1136	1208	1595	293	483	648	809	447	1817	533	1096	540	271	404	50
D01Q: There is usually someone I can talk to, if I need to																
1. Disagree	2.4	2.6	2.2	1.5	4.8	1.7	1.2	1.9	5.5	2.2	2.3	2.2	2.7	1.6	2.8	3.7
2. Mostly disagree	4.3	4.8	3.9	3.9	6.4	4.5	5.6	3.4	3.9	4.4	3.9	4.3	3.2	3.1	5.6	8.9
3. Neither	6.0	8.4	3.7	6.2	4.2	7.6	5.8	5.8	4.9	5.6	7.4	5.1	6.5	5.2	6.8	16.6
4. Mostly agree	27.7	29.8	25.6	29.7	18.2	34.4	29.1	22.1	28.3	27.6	27.9	26.8	26.0	28.1	31.4	29.3
5. Agree	59.6	54.4	64.6	58.6	66.3	51.8	58.2	66.7	57.3	60.1	58.5	61.6	61.5	62.0	53.4	41.4
<i>Item 12710 Subject Q03</i>	<i>N</i> 2388	1139	1207	1594	291	483	647	810	449	1817	533	1098	536	271	405	51
D01R: I feel that I can't do anything right																
1. Disagree	47.4	49.4	45.8	45.3	60.7	43.7	44.0	51.8	48.0	49.7	39.2	52.1	48.3	44.2	39.5	26.1
2. Mostly disagree	26.2	24.3	28.1	29.1	13.7	28.9	26.8	25.0	24.6	27.0	24.1	25.7	24.4	26.8	28.6	26.6
3. Neither	14.1	15.0	12.9	13.9	9.7	15.2	14.6	11.7	16.5	12.4	19.8	12.4	11.5	15.3	20.0	24.3
4. Mostly agree	8.6	7.4	9.6	8.5	8.3	9.1	10.2	7.3	7.8	7.5	11.7	6.8	11.7	9.8	6.7	17.1
5. Agree	3.8	3.8	3.6	3.2	7.6	3.1	4.4	4.2	3.1	3.3	5.2	2.9	4.1	3.9	5.1	5.8
<i>Item 12720 Subject Q01</i>	<i>N</i> 2377	1133	1202	1586	292	481	646	806	444	1807	531	1089	537	270	403	51
D01S: I often wish I had more good friends																
1. Disagree	22.1	21.2	23.0	20.7	24.4	23.7	21.4	19.2	26.7	23.1	18.4	23.4	23.1	18.9	19.6	18.0
2. Mostly disagree	15.9	16.1	16.0	18.2	11.6	14.8	14.0	17.7	16.7	17.4	11.8	15.9	17.8	17.8	13.3	12.8
3. Neither	14.6	17.1	11.8	14.0	10.5	15.2	13.1	13.8	17.5	13.9	16.9	13.0	16.3	13.5	16.5	21.1
4. Mostly agree	26.1	26.9	25.9	27.5	23.2	26.1	28.2	27.1	21.4	25.3	29.5	26.7	22.5	27.0	27.8	31.8
5. Agree	21.2	18.7	23.5	19.6	30.4	20.1	23.2	22.3	17.8	20.3	23.3	21.0	20.3	22.8	22.8	16.3
<i>Item 12730 Subject Q03</i>	<i>N</i> 2371	1130	1197	1583	286	477	648	800	446	1800	534	1090	532	270	403	50

QUESTIONNAIRE FORM 5 1997	TOTAL	SEX		RACE		REGION				COLLEGE PLANS?		ILLICIT DRUG USE: LIFETIME				
		M	F	White	Black	NE	NC	S	W	Yes	No	None	Mari- juana Only	Few Pills	More Pills	Any Her- oin
<i>N (Weighted No. of Cases):</i> <i>% of Weighted Total:</i>	2651 100.0	1263 47.6	1289 48.6	1684 63.5	340 12.8	568 21.4	701 26.4	909 34.3	473 17.8	1916 72.3	584 22.0	1195 45.1	585 22.1	298 11.2	446 16.8	62 2.3
D01T: Planning ahead makes things turn out better																
1. Disagree	4.1	3.8	4.0	3.2	7.2	4.4	2.5	4.8	5.0	3.5	6.1	2.4	4.8	6.0	6.3	2.0
2. Mostly disagree	6.6	7.9	5.5	6.3	6.6	9.7	5.0	6.8	5.6	6.0	9.0	4.2	8.5	8.8	8.8	11.3
3. Neither	21.3	21.9	20.6	22.7	14.5	25.6	22.5	18.7	19.5	20.1	25.8	20.1	20.5	24.8	22.7	25.5
4. Mostly agree	36.9	36.1	37.5	40.3	27.4	32.6	37.7	37.3	39.6	38.5	31.0	39.1	36.8	35.5	32.1	47.2
5. Agree	31.0	30.2	32.3	27.5	44.3	27.6	32.4	32.4	30.3	31.8	28.0	34.2	29.4	24.9	30.1	13.9
<i>Item 12740 Subject Q02</i>	<i>N 2372</i>	<i>1128</i>	<i>1200</i>	<i>1587</i>	<i>288</i>	<i>477</i>	<i>646</i>	<i>801</i>	<i>448</i>	<i>1804</i>	<i>530</i>	<i>1091</i>	<i>531</i>	<i>270</i>	<i>404</i>	<i>50</i>
D01U: I feel that my life is not very useful																
1. Disagree	54.0	52.6	55.4	51.3	64.7	52.1	49.0	59.7	52.9	57.1	43.0	58.8	53.4	48.2	48.9	27.8
2. Mostly disagree	24.0	24.3	23.7	25.9	17.2	25.1	26.3	21.7	23.6	23.8	25.2	23.1	25.2	26.2	24.1	23.0
3. Neither	11.9	13.2	10.5	12.9	7.8	13.3	14.1	9.2	11.9	10.2	17.4	11.2	9.9	12.7	14.1	25.9
4. Mostly agree	6.8	6.7	7.0	6.7	5.7	5.9	6.8	6.5	8.4	6.0	9.8	4.7	8.6	8.0	8.0	17.1
5. Agree	3.3	3.3	3.5	3.1	4.7	3.6	3.8	2.8	3.2	2.9	4.6	2.2	2.8	4.9	4.8	6.2
<i>Item 12750 Subject Q01</i>	<i>N 2359</i>	<i>1122</i>	<i>1194</i>	<i>1581</i>	<i>284</i>	<i>473</i>	<i>643</i>	<i>797</i>	<i>446</i>	<i>1793</i>	<i>531</i>	<i>1085</i>	<i>530</i>	<i>267</i>	<i>402</i>	<i>50</i>
D01V: I usually have a few friends around that I can get together with																
1. Disagree	5.9	6.4	5.1	5.2	11.5	5.7	5.8	6.4	5.3	5.1	8.1	5.3	6.5	7.0	4.7	5.0
2. Mostly disagree	5.1	5.1	5.1	5.0	3.8	5.4	4.8	5.0	5.3	5.3	4.2	5.1	4.8	3.5	6.4	4.6
3. Neither	6.6	8.1	4.7	5.8	8.3	5.0	8.5	5.7	7.1	5.8	9.2	7.4	6.0	5.1	6.0	8.9
4. Mostly agree	34.3	35.3	33.8	35.8	30.7	36.7	36.4	33.3	30.7	33.4	36.9	35.6	31.6	29.7	38.5	36.7
5. Agree	48.1	45.0	51.3	48.2	45.8	47.2	44.5	49.6	51.7	50.4	41.6	46.6	51.1	54.6	44.5	44.8
<i>Item 12760 Subject Q03</i>	<i>N 2367</i>	<i>1127</i>	<i>1197</i>	<i>1583</i>	<i>286</i>	<i>479</i>	<i>644</i>	<i>799</i>	<i>447</i>	<i>1801</i>	<i>529</i>	<i>1088</i>	<i>530</i>	<i>269</i>	<i>405</i>	<i>50</i>
D01W: I am eager to leave home and live on my own—independent from my parents																
1. Disagree	7.0	7.2	6.9	5.5	10.5	5.6	6.9	7.9	7.0	6.9	7.1	7.9	6.8	7.2	4.6	3.1
2. Mostly disagree	9.4	9.9	8.7	9.1	8.3	8.0	10.2	8.7	10.8	9.9	7.5	11.3	8.7	7.5	5.8	6.2
3. Neither	16.9	17.8	15.9	17.6	9.1	19.8	18.2	14.1	16.9	16.7	17.1	18.7	14.5	16.1	16.0	21.3
4. Mostly agree	29.0	30.4	27.8	31.1	25.3	29.2	27.5	29.5	30.3	29.7	27.1	27.2	33.5	30.0	29.4	25.1
5. Agree	37.7	34.7	40.7	36.7	46.8	37.4	37.3	39.8	34.8	36.9	41.1	34.9	36.4	39.2	44.2	44.3
<i>Item 13950 Subject I03, Q01</i>	<i>N 2358</i>	<i>1123</i>	<i>1192</i>	<i>1576</i>	<i>286</i>	<i>472</i>	<i>643</i>	<i>797</i>	<i>446</i>	<i>1793</i>	<i>526</i>	<i>1084</i>	<i>526</i>	<i>268</i>	<i>404</i>	<i>51</i>
D01X: I feel hesitant about taking a full-time job and becoming part of the "adult world"																
1. Disagree	29.7	31.2	28.5	29.0	38.6	28.6	30.2	30.3	29.3	28.4	34.6	28.1	32.0	34.2	30.0	23.9
2. Mostly disagree	20.1	20.9	18.9	21.8	13.5	19.0	22.6	20.1	17.4	20.4	18.1	18.3	19.9	21.7	22.8	23.7
3. Neither	15.5	18.1	12.7	14.4	11.5	16.5	14.4	14.4	18.0	15.5	15.7	17.2	14.1	14.2	12.9	17.2
4. Mostly agree	21.3	20.2	23.0	22.2	22.2	23.2	20.2	19.6	24.1	23.2	15.6	22.9	22.8	14.4	19.3	26.8
5. Agree	13.4	9.6	16.9	12.6	14.2	12.7	12.6	15.6	11.2	12.5	16.0	13.6	11.1	15.5	15.1	8.3
<i>Item 13960 Subject I03, Q01</i>	<i>N 2364</i>	<i>1125</i>	<i>1195</i>	<i>1580</i>	<i>287</i>	<i>473</i>	<i>644</i>	<i>800</i>	<i>447</i>	<i>1796</i>	<i>530</i>	<i>1091</i>	<i>528</i>	<i>269</i>	<i>401</i>	<i>50</i>
The next two questions ask your views about different lifestyles that have been in the news lately.																
D02: A man and a woman who live together without being married are . . . (NOTE: This question was omitted in the questionnaires administered in California, beginning in 1997, due to state requirements.)																
1. Experimenting with a worthwhile alternative lifestyle	19.2	20.5	17.5	19.5	14.3	22.2	19.5	18.7	13.4	19.0	19.2	16.6	20.6	19.1	22.9	34.4
2. Doing their own thing and not affecting anyone else	54.8	52.0	57.8	55.0	55.7	62.0	55.2	49.6	57.0	54.5	56.8	47.9	60.3	64.6	60.2	54.0
3. Living in a way that could be destructive to society	4.2	4.5	3.9	3.9	5.3	3.1	5.7	4.1	3.2	4.4	3.3	6.2	1.6	5.0	2.2	-
4. Violating a basic principle of human morality	12.0	11.9	12.3	12.4	15.2	3.6	8.7	19.4	12.1	12.5	9.3	18.6	5.7	8.5	5.0	2.5
8. None of the above	9.9	11.1	8.4	9.3	9.5	9.1	10.9	8.3	14.3	9.4	11.4	10.8	11.8	2.8	9.7	9.1
<i>Item 12770 Subject D03</i>	<i>N 2099</i>	<i>984</i>	<i>1079</i>	<i>1475</i>	<i>270</i>	<i>461</i>	<i>633</i>	<i>793</i>	<i>212</i>	<i>1574</i>	<i>492</i>	<i>973</i>	<i>466</i>	<i>241</i>	<i>353</i>	<i>42</i>

QUESTIONNAIRE FORM 5 1997	TOTAL	SEX		RACE		REGION				COLLEGE PLANS?		ILLICIT DRUG USE: LIFETIME				
		M	F	White	Black	NE	NC	S	W	Yes	No	None	Mari- juana Only	Few Pills	More Pills	Any Her- oin
<i>N (Weighted No. of Cases):</i> <i>% of Weighted Total:</i>	2651 100.0	1263 47.6	1289 48.6	1684 63.5	340 12.8	568 21.4	701 26.4	909 34.3	473 17.8	1916 72.3	584 22.0	1195 45.1	585 22.1	298 11.2	446 16.8	62 2.3
D03: A man and a woman who decide to have and raise a child out of wedlock are . . . (NOTE: This question was omitted in the questionnaires administered in California, beginning in 1997, due to state requirements.)																
1. Experimenting with a worthwhile alternative lifestyle	8.0	7.9	7.7	7.4	10.5	7.9	8.7	7.1	9.4	7.6	8.7	6.9	9.3	7.1	8.7	17.9
2. Doing their own thing and not affecting anyone else	44.1	42.6	46.0	43.2	45.8	55.7	43.6	38.3	42.5	42.5	50.2	37.1	51.1	50.7	48.4	57.6
3. Living in a way that could be destructive to society	16.0	17.7	14.5	17.6	13.7	13.3	17.5	17.7	11.0	17.0	12.8	16.5	15.3	15.7	17.0	8.2
4. Violating a basic principle of human morality	18.4	18.8	18.2	19.7	16.1	9.2	15.8	25.9	18.2	20.2	11.8	26.4	7.9	18.4	11.3	9.6
8. None of the above	13.5	12.9	13.5	12.1	13.8	14.0	14.5	11.0	18.9	12.7	16.5	13.1	16.4	8.1	14.6	6.7
<i>Item 12775 Subject D03</i>	<i>N</i> 2082	978	1070	1465	267	453	632	785	212	1564	487	961	464	241	351	42
D04: These next questions ask how you feel about your present financial situation and your future financial situation.																
D04A: I feel that I have enough money to get along pretty well																
1. Never	13.7	11.9	15.3	10.6	21.9	12.1	13.7	14.2	14.3	12.2	18.2	11.5	16.6	16.5	12.9	12.1
2. Seldom	19.0	17.0	20.4	17.9	24.3	17.9	21.4	15.2	23.6	18.3	21.6	16.8	18.8	20.9	23.9	21.4
3. Sometimes	30.6	30.2	31.1	31.3	23.7	32.8	30.7	29.1	30.7	30.0	32.4	30.6	31.5	31.0	29.2	32.0
4. Often	26.0	28.1	24.3	29.7	17.4	26.1	26.0	28.0	22.3	27.4	21.7	30.4	22.2	20.5	23.6	19.5
5. Always	10.8	12.9	9.0	10.4	12.8	11.2	8.3	13.5	9.2	12.1	6.0	10.7	11.0	11.1	10.4	15.0
<i>Item 12990 Subject C02</i>	<i>N</i> 2314	1107	1169	1557	279	455	633	787	440	1761	517	1069	510	264	396	50
D04B: I get very concerned about how I am going to be able to pay my next bills																
1. Never	28.7	29.3	28.1	27.3	36.6	27.6	27.3	29.9	29.5	30.3	23.5	29.7	29.4	25.2	25.8	31.8
2. Seldom	25.8	27.3	24.3	28.2	18.2	22.2	25.0	29.3	24.1	26.4	23.0	27.9	23.1	26.2	23.8	25.5
3. Sometimes	24.0	23.4	24.6	24.4	21.9	24.7	25.7	22.2	24.0	23.3	26.3	23.5	23.7	24.6	27.6	10.4
4. Often	14.2	12.9	15.5	13.8	14.9	17.2	16.0	11.7	12.9	13.3	18.0	12.9	16.4	14.3	14.1	22.3
5. Always	7.4	7.0	7.6	6.3	8.4	8.3	6.0	6.9	9.5	6.7	9.2	6.1	7.5	9.8	8.6	9.9
<i>Item 13000 Subject C02</i>	<i>N</i> 2294	1098	1157	1549	274	451	628	780	435	1743	516	1057	508	264	392	49
D04C: I worry whether I will have any job at all in a few months																
1. Never	45.5	45.3	45.8	49.4	43.3	45.7	45.3	49.9	37.8	47.4	39.3	48.7	45.5	43.8	38.5	46.8
2. Seldom	23.2	23.9	22.6	24.5	18.7	24.5	22.3	22.1	25.2	23.5	23.1	23.2	21.9	20.8	26.3	22.9
3. Sometimes	15.8	15.9	15.8	14.4	14.0	13.3	18.2	13.7	18.9	15.5	16.5	14.0	16.7	16.4	19.7	16.3
4. Often	9.2	9.2	9.1	7.3	11.2	9.8	7.5	8.2	13.1	8.6	11.6	8.6	8.6	12.8	8.6	9.2
5. Always	6.2	5.7	6.6	4.3	12.9	6.8	6.7	6.1	5.0	5.1	9.4	5.5	7.3	6.3	6.8	4.8
<i>Item 13010 Subject C02</i>	<i>N</i> 2284	1096	1149	1541	274	449	628	772	435	1739	512	1053	502	264	390	49
D04D: I feel sure that I could go out and get a new job (with decent pay) whenever I want one																
1. Never	8.9	7.7	10.1	6.9	17.5	10.1	8.3	8.7	8.7	8.2	10.8	8.8	10.6	6.9	7.5	7.7
2. Seldom	14.4	11.8	16.8	13.9	13.6	18.7	13.5	13.0	13.8	14.0	15.4	13.7	15.0	14.7	14.3	22.4
3. Sometimes	33.1	30.9	35.3	33.5	25.1	31.4	35.3	30.5	36.4	32.0	37.3	34.7	33.8	33.5	28.2	25.4
4. Often	26.7	28.3	25.1	29.7	17.5	24.7	30.3	25.3	25.7	27.9	22.8	27.0	25.0	28.0	28.8	20.9
5. Always	17.0	21.2	12.6	16.1	26.2	15.1	12.6	22.5	15.3	17.8	13.7	15.8	15.6	16.8	21.2	23.6
<i>Item 13020 Subject C02</i>	<i>N</i> 2295	1099	1156	1549	275	450	633	779	434	1745	515	1057	506	263	392	51
FOR THOSE WHO HAVE A JOB:																
D04E: I feel sure that I can keep working steadily with my present employer as long as I want to																
1. Never	5.5	6.0	5.1	4.4	10.4	4.1	5.4	6.2	6.0	4.3	9.5	5.1	5.3	5.0	6.2	2.8
2. Seldom	5.4	5.5	5.2	3.9	8.2	4.2	2.5	7.6	7.8	5.1	5.9	4.0	7.6	5.1	6.3	4.6
3. Sometimes	12.4	14.2	10.8	10.3	16.4	11.9	13.4	10.4	15.4	11.5	15.6	11.2	14.1	13.4	12.2	15.1
4. Often	24.2	26.1	22.6	25.8	19.2	23.9	25.6	22.4	25.7	25.2	20.9	27.2	26.0	22.1	17.3	17.5
5. Always	52.4	48.2	56.3	55.6	45.8	55.9	53.2	53.3	45.1	53.8	48.1	52.5	47.0	54.4	58.0	60.0
<i>Item 13030 Subject C02</i>	<i>N†</i> 1585	768	797	1096	170	330	465	514	276	1191	373	689	366	182	293	39

†=excludes respondents for whom question was inappropriate.

QUESTIONNAIRE FORM 5 1997	TOTAL	SEX		RACE		REGION				COLLEGE PLANS?		ILLICIT DRUG USE: LIFETIME					
		M	F	White	Black	NE	NC	S	W	Yes	No	None	Mari- juana Only	Few Pills	More Pills	Any Her- oin	
<i>N (Weighted No. of Cases):</i>	2651	1263	1289	1684	340	568	701	909	473	1916	584	1195	585	298	446	62	
<i>% of Weighted Total:</i>	100.0	47.6	48.6	63.5	12.8	21.4	26.4	34.3	17.8	72.3	22.0	45.1	22.1	11.2	16.8	2.3	
D04F: I worry about getting fired or laid-off from my job																	
1. Never	64.5	62.8	66.6	67.4	63.7	62.5	68.6	66.2	56.6	64.5	65.3	65.0	66.6	59.6	62.3	78.6	
2. Seldom	20.2	20.1	20.0	20.8	16.0	22.4	19.0	19.6	20.5	20.7	18.2	21.0	19.1	25.2	16.5	13.5	
3. Sometimes	9.2	9.5	8.6	6.7	10.9	9.7	8.1	7.5	13.4	9.6	8.1	8.6	8.8	9.4	11.6	7.9	
4. Often	3.5	4.0	3.0	3.0	5.0	3.1	1.8	4.0	5.8	2.7	5.8	3.3	3.4	3.2	4.8	-	
5. Always	2.7	3.6	1.9	2.2	4.5	2.2	2.5	2.6	3.7	2.5	2.6	2.1	2.1	2.6	4.8	-	
<i>Item 13040 Subject C02</i>	<i>N†</i>	1576	762	793	1091	170	327	464	512	273	1184	371	685	364	181	290	39
D05: Please think about all the money you earned during the past year, including last summer.																	
About how much of your past year's earnings have gone into:																	
D05A: Savings for your future education																	
1. None	49.3	49.3	48.7	47.6	53.6	47.4	47.2	51.8	49.7	44.2	67.5	44.6	52.0	54.6	53.7	56.9	
2. A little (1-20%)	22.6	23.6	22.2	24.6	18.7	19.9	25.6	22.6	21.2	24.3	17.6	23.2	21.0	22.2	23.7	25.1	
3. Some (21-40%)	11.9	11.3	12.8	12.2	11.0	13.3	11.1	10.0	15.2	13.2	6.9	13.5	10.3	12.8	11.0	2.6	
4. About half (41-60%)	6.9	6.4	7.6	6.9	7.4	9.2	6.5	7.5	4.3	7.7	3.9	7.5	8.2	4.3	5.5	10.5	
5. Most (61-80%)	4.7	5.0	4.5	4.6	3.6	4.9	4.5	4.0	6.3	5.5	2.4	5.8	4.0	3.2	2.8	4.9	
6. Almost all (81-99%)	3.2	2.9	3.6	3.2	4.0	4.0	3.1	3.0	3.0	3.9	0.6	4.4	3.0	1.7	2.0	-	
7. All	1.2	1.5	0.8	0.8	1.8	1.3	1.9	1.1	0.3	1.2	1.1	1.0	1.5	1.3	1.3	-	
<i>Item 20830 Subject C02</i>	<i>N</i>	2150	1032	1080	1474	240	413	598	723	415	1654	465	987	471	254	372	46
D05B: Savings or payments for a car or car expenses																	
1. None	40.2	36.8	43.5	35.3	59.6	41.0	36.4	42.2	41.5	42.3	33.4	44.4	37.6	35.5	36.9	25.2	
2. A little (1-20%)	16.2	15.7	17.0	17.5	9.8	12.3	17.1	17.0	17.5	16.8	14.0	16.1	15.0	17.8	16.7	19.8	
3. Some (21-40%)	14.3	15.6	13.0	16.2	10.4	14.6	15.9	13.0	14.1	13.8	15.2	12.7	14.3	14.5	16.9	25.6	
4. About half (41-60%)	12.2	12.3	11.8	13.6	8.6	12.1	15.0	11.1	10.3	11.7	14.3	11.6	12.6	16.1	11.4	11.0	
5. Most (61-80%)	9.0	11.2	6.9	9.6	5.8	9.6	7.0	10.1	9.1	9.0	8.9	8.4	9.1	8.4	11.2	7.2	
6. Almost all (81-99%)	5.8	5.5	6.0	6.2	1.9	8.2	5.9	4.5	5.4	4.7	9.8	4.9	8.9	5.4	4.7	5.7	
7. All	2.3	2.9	1.8	1.6	3.9	2.2	2.7	2.2	2.1	1.7	4.4	1.9	2.6	2.3	2.2	5.4	
<i>Item 20840 Subject C02</i>	<i>N</i>	2149	1030	1082	1473	240	415	598	723	413	1655	464	989	471	253	372	46
D05C: Other savings for long-range purposes																	
1. None	46.3	45.7	46.6	44.4	51.6	47.4	46.8	46.2	44.8	44.9	51.7	44.0	50.5	44.6	47.1	53.0	
2. A little (1-20%)	23.9	24.6	23.6	25.0	21.1	19.9	24.7	22.3	29.5	24.6	21.7	24.8	23.9	25.4	21.6	21.6	
3. Some (21-40%)	13.5	13.3	13.7	15.1	12.4	17.4	12.7	14.7	8.8	13.9	12.1	12.6	13.0	15.9	15.4	11.6	
4. About half (41-60%)	7.6	7.7	7.5	7.7	4.5	7.9	6.6	8.4	7.2	8.3	4.8	9.0	5.0	5.4	8.7	9.7	
5. Most (61-80%)	3.7	3.5	4.0	3.6	2.7	3.1	4.1	3.5	4.2	3.5	4.6	4.3	2.3	2.9	4.5	4.1	
6. Almost all (81-99%)	3.2	3.2	3.1	2.9	3.1	2.5	2.8	3.3	4.2	3.2	2.8	3.2	3.6	5.0	1.5	-	
7. All	1.8	2.0	1.5	1.2	4.6	1.7	2.3	1.6	1.4	1.6	2.3	2.1	1.7	0.8	1.2	-	
<i>Item 20850 Subject C02</i>	<i>N</i>	2146	1029	1079	1471	240	413	597	723	413	1651	463	987	470	253	372	46
D05D: Spending on your own needs and activities—things such as clothing, stereo, TV, tapes and discs, other possessions, movies, eating out, other recreation, hobbies, gifts for others, and other personal expenses																	
1. None	7.2	7.0	7.4	6.2	12.1	6.7	7.2	8.4	5.7	6.7	9.2	7.8	5.9	6.2	8.7	2.4	
2. A little (1-20%)	20.5	20.8	20.8	22.3	12.9	21.0	19.9	18.8	23.9	20.2	21.7	24.5	17.7	18.4	17.3	9.3	
3. Some (21-40%)	20.1	21.8	18.4	21.0	17.6	18.0	18.9	23.3	18.1	20.4	19.6	20.7	20.1	15.4	18.9	40.0	
4. About half (41-60%)	15.0	14.8	15.1	15.2	13.3	16.1	18.7	13.8	10.8	14.6	14.9	13.4	16.6	15.9	17.2	11.5	
5. Most (61-80%)	16.3	17.4	15.2	17.1	13.4	16.0	16.3	14.8	19.4	17.1	13.6	15.9	15.1	18.4	17.2	20.0	
6. Almost all (81-99%)	12.6	10.6	14.4	12.0	14.0	12.7	11.0	13.0	14.2	12.9	11.8	10.4	14.9	14.5	14.6	9.0	
7. All	8.3	7.5	8.6	6.3	16.8	9.5	8.1	7.9	8.1	8.1	9.3	7.4	9.7	11.2	6.0	7.8	
<i>Item 20860 Subject C02</i>	<i>N</i>	2143	1027	1080	1469	239	410	598	723	412	1650	461	985	467	252	374	45

†=excludes respondents for whom question was inappropriate.

QUESTIONNAIRE FORM 5 1997	TOTAL	SEX		RACE		REGION				COLLEGE PLANS?		ILLICIT DRUG USE: LIFETIME				
		M	F	White	Black	NE	NC	S	W	Yes	No	None	Mari- juana Only	Few Pills	More Pills	Any Her- oin
<i>N (Weighted No. of Cases):</i>	2651	1263	1289	1684	340	568	701	909	473	1916	584	1195	585	298	446	62
<i>% of Weighted Total:</i>	100.0	47.6	48.6	63.5	12.8	21.4	26.4	34.3	17.8	72.3	22.0	45.1	22.1	11.2	16.8	2.3
D05E: Helping to pay family living expenses (groceries, housing, etc.)																
1. None	52.6	55.7	49.8	60.2	35.0	53.3	56.6	52.1	47.3	55.0	44.6	56.5	48.4	48.1	51.5	51.2
2. A little (1-20%)	24.3	24.7	24.0	24.3	17.6	29.5	21.0	24.7	23.0	23.9	25.2	21.0	26.1	28.1	28.9	22.1
3. Some (21-40%)	12.0	10.3	13.4	8.9	20.1	9.4	11.4	11.5	16.5	11.2	15.5	11.0	12.9	12.9	12.3	14.6
4. About half (41-60%)	3.8	3.3	4.4	2.8	7.6	3.2	3.4	4.3	4.2	3.4	5.2	4.6	4.1	1.8	2.0	8.3
5. Most (61-80%)	2.7	2.3	3.1	1.4	6.3	2.1	2.1	3.2	3.0	2.7	2.7	2.8	3.0	3.4	1.8	0.9
6. Almost all (81-99%)	2.4	2.1	2.6	1.5	6.6	1.5	3.0	2.4	2.4	2.1	3.1	2.4	2.4	3.6	1.5	-
7. All	2.2	1.7	2.6	0.8	6.8	1.1	2.4	1.9	3.5	1.7	3.8	1.7	3.1	2.2	1.9	2.9
<i>Item 20870 Subject C02</i>	<i>N</i> 2139	1024	1078	1466	240	410	594	722	412	1645	462	980	469	253	373	45
The next questions ask about characteristics which some people associate with the use of particular drugs. We want to know what you think.																
E01: Do YOU think that people who smoke marijuana several times a week tend to be . . .																
E01A: . . . more creative than average																
1. No	58.3	57.2	59.3	61.8	50.7	58.1	58.2	60.2	55.0	60.6	51.2	67.9	57.9	51.6	43.4	14.4
2. Yes	20.7	26.4	15.6	20.1	20.6	22.2	19.7	20.4	21.4	18.9	27.6	9.4	20.0	24.3	42.1	81.3
3. Not sure, no opinion	21.0	16.4	25.0	18.1	28.6	19.7	22.2	19.4	23.6	20.6	21.2	22.7	22.1	24.1	14.5	4.3
<i>Item 13060 Subject A11c</i>	<i>N</i> 2264	1069	1153	1533	265	438	620	780	426	1733	490	1043	506	256	386	48
E01B: . . . less sensible than average																
1. No	25.8	28.7	23.4	26.3	25.5	32.8	23.8	23.8	25.6	23.7	32.6	13.9	31.2	26.6	44.1	68.0
2. Yes	54.8	54.7	55.4	57.9	44.7	49.6	55.0	60.1	50.4	58.3	44.3	64.6	48.9	55.2	41.5	23.3
3. Not sure, no opinion	19.3	16.6	21.2	15.9	29.7	17.7	21.2	16.2	24.0	18.0	23.1	21.5	19.9	18.2	14.5	8.7
<i>Item 13070 Subject A11c</i>	<i>N</i> 2270	1072	1158	1538	265	439	620	784	426	1740	490	1048	506	256	387	48
E01C: . . . more interesting people than average																
1. No	59.3	56.8	61.9	63.3	43.0	57.4	58.3	62.8	56.1	62.1	50.4	68.5	56.8	49.9	50.6	16.7
2. Yes	21.7	26.9	17.0	20.7	28.3	25.7	19.9	21.9	19.9	19.5	29.1	10.3	23.3	30.2	36.4	75.6
3. Not sure, no opinion	19.0	16.3	21.1	16.0	28.7	16.9	21.8	15.3	24.0	18.4	20.5	21.2	19.9	20.0	13.0	7.7
<i>Item 13080 Subject A11c</i>	<i>N</i> 2258	1068	1151	1531	265	433	615	781	429	1730	487	1042	503	254	386	50
E01D: . . . less hard-working than average																
1. No	24.5	26.0	22.8	25.0	25.2	31.3	26.3	20.8	21.5	22.5	31.6	15.1	29.1	21.9	39.8	53.1
2. Yes	58.0	59.0	58.1	61.2	45.7	53.7	55.8	62.9	57.0	61.2	47.9	64.2	53.7	60.3	49.7	39.0
3. Not sure, no opinion	17.5	15.1	19.1	13.9	29.0	15.0	17.9	16.3	21.5	16.3	20.5	20.6	17.2	17.9	10.5	7.9
<i>Item 13090 Subject A11c</i>	<i>N</i> 2250	1064	1146	1532	259	437	616	774	423	1725	487	1036	501	254	388	48
E01E: . . . more independent than average																
1. No	54.0	49.0	58.5	56.1	49.1	54.0	53.9	56.3	49.8	55.0	50.8	55.4	57.9	52.0	49.4	25.5
2. Yes	24.3	31.2	18.4	26.0	17.9	27.7	26.4	21.5	22.9	23.8	25.8	18.8	22.8	27.5	34.0	63.9
3. Not sure, no opinion	21.7	19.8	23.1	17.9	33.0	18.4	19.7	22.2	27.3	21.1	23.4	25.8	19.3	20.5	16.6	10.5
<i>Item 13100 Subject A11c</i>	<i>N</i> 2246	1060	1148	1527	260	432	614	772	428	1724	482	1037	498	251	388	48
E01F: . . . more emotionally unstable than average																
1. No	27.9	31.9	24.0	29.1	27.8	34.3	25.1	27.3	26.6	26.1	33.7	15.2	35.5	29.8	45.1	65.7
2. Yes	51.9	50.0	54.6	53.9	38.8	43.2	56.5	54.5	49.7	54.2	44.9	62.1	44.0	51.8	39.5	22.5
3. Not sure, no opinion	20.1	18.1	21.4	17.0	33.4	22.5	18.4	18.2	23.7	19.7	21.4	22.8	20.5	18.4	15.4	11.8
<i>Item 13110 Subject A11c</i>	<i>N</i> 2245	1064	1143	1527	261	436	608	774	427	1726	481	1038	500	249	387	47
E01G: . . . more concerned about other people than average																
1. No	66.5	66.1	67.2	70.2	57.0	66.0	68.5	68.0	61.2	67.7	62.8	67.4	65.8	66.0	67.2	47.9
2. Yes	10.9	14.5	8.0	11.6	9.3	13.7	10.1	10.5	10.1	9.9	14.5	7.3	9.5	11.8	18.1	40.7
3. Not sure, no opinion	22.6	19.4	24.8	18.1	33.7	20.3	21.4	21.4	28.7	22.3	22.7	25.3	24.7	22.2	14.7	11.4
<i>Item 13120 Subject A11c</i>	<i>N</i> 2248	1061	1149	1529	262	435	611	774	428	1724	483	1038	500	253	386	50

QUESTIONNAIRE FORM 5 1997	TOTAL	SEX		RACE		REGION				COLLEGE PLANS?		ILLICIT DRUG USE: LIFETIME				
		M	F	White	Black	NE	NC	S	W	Yes	No	None	Mari- juana Only	Few Pills	More Pills	Any Her- oin
<i>N (Weighted No. of Cases):</i> <i>% of Weighted Total:</i>	2651 100.0	1263 47.6	1289 48.6	1684 63.5	340 12.8	568 21.4	701 26.4	909 34.3	473 17.8	1916 72.3	584 22.0	1195 45.1	585 22.1	298 11.2	446 16.8	62 2.3
E01H: . . . more weak-willed than average																
1. No	28.7	33.6	24.3	30.1	25.9	36.6	28.1	26.5	25.4	26.7	35.6	17.0	35.4	25.3	46.9	69.7
2. Yes	47.7	46.7	49.3	49.2	40.8	41.1	48.9	51.0	46.8	50.5	38.1	54.8	40.8	53.8	37.5	22.1
3. Not sure, no opinion	23.6	19.7	26.4	20.6	33.4	22.3	23.0	22.5	27.9	22.8	26.3	28.2	23.8	20.9	15.6	8.2
<i>Item 13130 Subject A11c</i>	<i>N 2243</i>	<i>1059</i>	<i>1147</i>	<i>1523</i>	<i>263</i>	<i>433</i>	<i>614</i>	<i>771</i>	<i>425</i>	<i>1723</i>	<i>481</i>	<i>1036</i>	<i>499</i>	<i>252</i>	<i>383</i>	<i>50</i>
E01I: . . . more criminal than average																
1. No	31.0	34.8	27.2	32.6	26.6	45.0	26.6	26.9	30.3	29.1	37.2	17.2	35.2	39.4	52.4	67.1
2. Yes	48.1	47.8	49.1	49.1	45.3	34.9	53.7	53.7	43.5	50.1	41.7	59.2	42.5	40.4	34.2	22.7
3. Not sure, no opinion	20.9	17.4	23.8	18.2	28.2	20.1	19.7	19.5	26.2	20.9	21.2	23.6	22.4	20.2	13.4	10.2
<i>Item 13140 Subject A11c</i>	<i>N 2243</i>	<i>1061</i>	<i>1141</i>	<i>1528</i>	<i>260</i>	<i>434</i>	<i>614</i>	<i>767</i>	<i>427</i>	<i>1722</i>	<i>483</i>	<i>1035</i>	<i>500</i>	<i>250</i>	<i>386</i>	<i>48</i>
The next questions are similar, but ask about illegal drugs other than marijuana—like psychedelics, barbiturates, narcotics, and amphetamines.																
E02: Do YOU think that people who use illegal drugs (other than marijuana) several times a week tend to be . . .																
E02A: . . . more creative than average																
1. No	60.3	56.6	64.1	62.2	55.5	60.9	59.2	63.2	56.3	63.4	49.3	66.5	60.1	57.8	50.2	22.7
2. Yes	13.0	17.0	9.3	13.7	10.8	14.8	12.6	12.0	13.4	10.6	21.9	6.1	9.3	14.4	28.6	63.7
3. Not sure, no opinion	26.7	26.4	26.6	24.1	33.8	24.3	28.2	24.8	30.2	26.0	28.8	27.3	30.6	27.8	21.3	13.5
<i>Item 13330 Subject A11c</i>	<i>N 2226</i>	<i>1054</i>	<i>1134</i>	<i>1520</i>	<i>255</i>	<i>424</i>	<i>608</i>	<i>766</i>	<i>428</i>	<i>1707</i>	<i>480</i>	<i>1023</i>	<i>498</i>	<i>250</i>	<i>381</i>	<i>48</i>
E02B: . . . less sensible than average																
1. No	15.8	16.4	14.6	14.9	15.4	18.6	16.4	13.5	16.2	13.5	24.3	10.4	16.9	17.7	23.6	41.6
2. Yes	59.3	57.4	62.0	63.4	49.6	56.7	57.2	63.8	56.5	63.1	45.9	64.2	55.3	57.9	54.3	46.4
3. Not sure, no opinion	25.0	26.2	23.4	21.7	35.0	24.6	26.4	22.7	27.3	23.4	29.9	25.5	27.8	24.4	22.1	12.0
<i>Item 13340 Subject A11c</i>	<i>N 2223</i>	<i>1054</i>	<i>1131</i>	<i>1515</i>	<i>256</i>	<i>422</i>	<i>606</i>	<i>768</i>	<i>427</i>	<i>1707</i>	<i>479</i>	<i>1024</i>	<i>495</i>	<i>250</i>	<i>380</i>	<i>50</i>
E02C: . . . more interesting people than average																
1. No	59.8	55.5	64.2	62.9	48.2	58.6	60.1	61.1	58.1	62.8	50.1	64.6	60.9	56.5	52.8	19.9
2. Yes	13.9	17.7	10.4	13.7	15.5	16.0	11.7	15.3	12.4	11.8	20.4	8.4	9.1	17.1	26.6	59.7
3. Not sure, no opinion	26.3	26.8	25.4	23.3	36.4	25.4	28.3	23.6	29.5	25.4	29.5	27.1	30.0	26.4	20.6	20.4
<i>Item 13350 Subject A11c</i>	<i>N 2215</i>	<i>1047</i>	<i>1130</i>	<i>1512</i>	<i>253</i>	<i>421</i>	<i>606</i>	<i>764</i>	<i>424</i>	<i>1699</i>	<i>479</i>	<i>1021</i>	<i>493</i>	<i>250</i>	<i>378</i>	<i>48</i>
E02D: . . . less hard-working than average																
1. No	16.5	16.0	16.5	16.6	18.9	20.8	16.8	14.9	14.7	15.2	20.2	11.5	16.7	14.5	26.2	45.3
2. Yes	58.1	57.7	59.6	61.6	44.6	53.5	57.3	62.7	55.6	60.6	50.0	62.1	54.7	61.6	52.9	40.4
3. Not sure, no opinion	25.4	26.3	23.9	21.8	36.5	25.6	25.9	22.4	29.7	24.2	29.7	26.4	28.6	23.9	21.0	14.3
<i>Item 13360 Subject A11c</i>	<i>N 2220</i>	<i>1051</i>	<i>1131</i>	<i>1514</i>	<i>254</i>	<i>424</i>	<i>607</i>	<i>763</i>	<i>426</i>	<i>1702</i>	<i>479</i>	<i>1021</i>	<i>494</i>	<i>250</i>	<i>381</i>	<i>50</i>
E02E: . . . more independent than average																
1. No	53.9	48.0	59.3	55.6	52.2	56.2	53.4	55.6	49.1	55.8	47.3	53.5	56.0	56.8	52.9	28.0
2. Yes	17.6	22.8	13.3	19.1	11.9	17.5	17.9	17.3	17.9	16.9	20.0	16.3	14.4	15.7	22.7	47.8
3. Not sure, no opinion	28.5	29.2	27.3	25.3	35.9	26.3	28.7	27.0	33.0	27.3	32.8	30.1	29.6	27.5	24.3	24.2
<i>Item 13370 Subject A11c</i>	<i>N 2212</i>	<i>1046</i>	<i>1129</i>	<i>1510</i>	<i>254</i>	<i>418</i>	<i>606</i>	<i>762</i>	<i>425</i>	<i>1701</i>	<i>476</i>	<i>1017</i>	<i>492</i>	<i>250</i>	<i>380</i>	<i>48</i>
E02F: . . . more emotionally unstable than average																
1. No	14.0	13.9	13.5	13.2	19.1	15.0	15.8	12.6	13.2	12.0	20.4	10.3	15.0	15.2	19.4	27.3
2. Yes	61.4	59.2	64.6	65.5	47.3	60.8	58.8	65.8	58.0	65.0	49.8	64.1	58.8	59.6	60.6	53.8
3. Not sure, no opinion	24.6	26.9	21.9	21.3	33.6	24.3	25.4	21.6	28.8	23.0	29.9	25.6	26.3	25.2	20.0	18.9
<i>Item 13380 Subject A11c</i>	<i>N 2218</i>	<i>1047</i>	<i>1132</i>	<i>1514</i>	<i>252</i>	<i>421</i>	<i>606</i>	<i>765</i>	<i>427</i>	<i>1703</i>	<i>477</i>	<i>1019</i>	<i>493</i>	<i>250</i>	<i>382</i>	<i>50</i>
E02G: . . . more concerned about other people than average																
1. No	64.4	63.6	65.4	68.2	55.1	64.9	63.5	66.8	60.6	65.9	58.7	65.4	60.9	68.0	65.5	47.6
2. Yes	7.6	8.2	7.3	7.4	7.3	9.0	7.6	6.9	7.7	6.6	11.1	5.8	7.4	6.2	11.0	30.8
3. Not sure, no opinion	28.0	28.2	27.3	24.4	37.6	26.1	28.9	26.3	31.7	27.4	30.1	28.8	31.7	25.9	23.5	21.6
<i>Item 13390 Subject A11c</i>	<i>N 2213</i>	<i>1044</i>	<i>1130</i>	<i>1510</i>	<i>253</i>	<i>422</i>	<i>606</i>	<i>763</i>	<i>423</i>	<i>1697</i>	<i>478</i>	<i>1020</i>	<i>493</i>	<i>249</i>	<i>377</i>	<i>50</i>

QUESTIONNAIRE FORM 5 1997	TOTAL	SEX		RACE		REGION				COLLEGE PLANS?		ILLICIT DRUG USE: LIFETIME				
		M	F	White	Black	NE	NC	S	W	Yes	No	None	Mari- juana Only	Few Pills	More Pills	Any Her- oin
<i>N (Weighted No. of Cases):</i> <i>% of Weighted Total:</i>	2651 100.0	1263 47.6	1289 48.6	1684 63.5	340 12.8	568 21.4	701 26.4	909 34.3	473 17.8	1916 72.3	584 22.0	1195 45.1	585 22.1	298 11.2	446 16.8	62 2.3
E02H: . . . more weak-willed than average																
1. No	15.1	14.8	14.9	15.4	15.6	18.6	15.1	14.2	13.0	13.2	20.7	11.6	12.3	16.1	23.3	39.2
2. Yes	56.9	57.5	57.2	59.4	50.0	53.6	56.0	60.0	55.8	60.0	47.1	58.5	57.6	56.3	54.9	37.2
3. Not sure, no opinion	28.0	27.7	27.9	25.2	34.4	27.8	28.8	25.8	31.3	26.8	32.2	29.9	30.1	27.5	21.8	23.6
<i>Item 13400 Subject A11c</i>	<i>N 2213</i>	<i>1043</i>	<i>1130</i>	<i>1509</i>	<i>252</i>	<i>423</i>	<i>606</i>	<i>760</i>	<i>424</i>	<i>1697</i>	<i>477</i>	<i>1019</i>	<i>492</i>	<i>249</i>	<i>378</i>	<i>50</i>
E02I: . . . more criminal than average																
1. No	15.3	15.2	14.5	15.3	17.4	20.2	16.6	13.5	11.6	12.9	23.4	10.3	11.5	21.3	26.6	33.0
2. Yes	59.0	58.6	60.5	61.7	48.7	55.2	57.3	63.3	57.7	62.2	47.3	62.2	59.5	55.0	54.4	50.0
3. Not sure, no opinion	25.7	26.2	25.0	23.0	33.9	24.7	26.1	23.2	30.7	24.8	29.3	27.5	28.9	23.8	19.0	17.0
<i>Item 13410 Subject A11c</i>	<i>N 2213</i>	<i>1044</i>	<i>1129</i>	<i>1509</i>	<i>253</i>	<i>420</i>	<i>608</i>	<i>761</i>	<i>424</i>	<i>1695</i>	<i>480</i>	<i>1017</i>	<i>492</i>	<i>249</i>	<i>381</i>	<i>49</i>
The next few questions ask how YOU view cigarette smoking.																
E03: In my opinion, when a guy my age is smoking a cigarette, it makes him look . . .																
E03A: Cool, calm, in-control																
1. Disagree	57.0	55.6	58.3	52.8	74.2	53.6	56.3	57.8	59.7	58.3	51.7	70.8	49.9	48.1	39.4	23.7
2. Mostly disagree	10.5	11.1	10.1	11.4	6.8	9.9	8.3	10.3	14.8	11.0	9.0	10.2	10.7	12.5	9.2	22.4
3. Neither	26.5	26.6	26.4	29.8	14.2	28.7	29.4	25.5	22.0	24.9	33.0	16.4	31.9	33.0	39.0	46.9
4. Mostly agree	4.3	4.0	4.6	4.3	1.7	4.1	5.3	4.4	2.9	4.2	4.3	1.7	6.3	4.1	9.1	3.4
5. Agree	1.7	2.7	0.6	1.7	3.0	3.7	0.7	1.9	0.6	1.5	2.0	0.9	1.3	2.3	3.3	3.7
<i>Item 20880 Subject A11c</i>	<i>N 2207</i>	<i>1038</i>	<i>1126</i>	<i>1510</i>	<i>250</i>	<i>422</i>	<i>605</i>	<i>759</i>	<i>421</i>	<i>1693</i>	<i>476</i>	<i>1014</i>	<i>490</i>	<i>248</i>	<i>380</i>	<i>48</i>
E03B: Insecure																
1. Disagree	19.1	20.3	18.1	17.7	25.1	23.3	18.6	17.8	18.2	17.2	24.7	13.6	23.2	26.4	23.9	17.6
2. Mostly disagree	7.7	8.3	7.2	8.0	9.3	7.0	8.6	8.4	5.9	7.2	9.4	7.5	8.4	5.6	8.6	10.7
3. Neither	38.3	38.8	37.8	40.3	28.5	38.2	40.9	36.9	37.2	37.8	40.7	31.6	41.4	42.4	46.9	56.9
4. Mostly agree	17.5	16.7	18.5	18.7	15.7	16.0	17.1	18.1	18.7	18.6	14.4	22.1	15.3	11.7	13.2	8.9
5. Agree	17.3	15.9	18.4	15.3	21.4	15.6	14.8	18.8	20.0	19.2	10.8	25.3	11.8	14.0	7.3	6.0
<i>Item 20890 Subject A11c</i>	<i>N 2193</i>	<i>1032</i>	<i>1122</i>	<i>1503</i>	<i>249</i>	<i>417</i>	<i>603</i>	<i>758</i>	<i>415</i>	<i>1686</i>	<i>471</i>	<i>1008</i>	<i>491</i>	<i>248</i>	<i>372</i>	<i>50</i>
E03C: Rugged, tough, independent																
1. Disagree	50.2	49.0	51.8	48.1	63.2	48.9	48.2	50.7	53.6	51.0	46.6	60.4	47.4	42.4	36.7	20.1
2. Mostly disagree	8.9	9.8	8.0	9.5	8.3	8.2	9.6	8.1	10.2	9.4	7.8	9.6	7.4	8.6	8.1	15.8
3. Neither	31.0	32.2	29.9	31.9	22.0	33.1	32.2	29.9	29.4	29.6	36.3	21.1	36.7	38.2	41.4	54.6
4. Mostly agree	6.9	5.8	7.8	8.1	2.3	6.3	7.0	8.4	4.8	7.2	6.1	7.0	5.6	7.0	8.8	5.7
5. Agree	2.9	3.2	2.5	2.4	4.2	3.5	2.9	2.9	2.0	2.7	3.3	1.9	2.8	3.8	5.1	3.7
<i>Item 20900 Subject A11c</i>	<i>N 2194</i>	<i>1032</i>	<i>1123</i>	<i>1503</i>	<i>249</i>	<i>417</i>	<i>603</i>	<i>756</i>	<i>417</i>	<i>1686</i>	<i>471</i>	<i>1010</i>	<i>489</i>	<i>249</i>	<i>372</i>	<i>48</i>
E03D: Conforming																
1. Disagree	32.6	32.7	32.3	29.0	49.7	31.8	35.8	29.9	33.3	30.2	40.0	34.6	32.0	34.6	27.6	18.8
2. Mostly disagree	7.8	9.3	6.5	8.1	7.8	5.2	9.3	8.3	7.2	7.9	7.7	8.0	8.6	5.0	7.4	11.8
3. Neither	41.7	39.5	43.2	43.3	30.8	41.2	44.8	41.4	38.2	40.1	47.2	34.8	43.4	48.2	51.7	53.3
4. Mostly agree	9.7	9.5	10.1	10.9	5.3	9.8	3.9	13.0	12.1	11.8	3.0	11.4	8.4	5.5	10.0	13.0
5. Agree	8.3	8.9	7.9	8.7	6.4	11.9	6.2	7.4	9.3	10.0	2.1	11.2	7.6	6.7	3.4	3.1
<i>Item 20910 Subject A11c</i>	<i>N 2181</i>	<i>1027</i>	<i>1115</i>	<i>1501</i>	<i>241</i>	<i>415</i>	<i>601</i>	<i>747</i>	<i>417</i>	<i>1673</i>	<i>474</i>	<i>1001</i>	<i>486</i>	<i>248</i>	<i>373</i>	<i>48</i>
E03E: Mature, sophisticated																
1. Disagree	56.2	55.0	58.0	54.5	66.8	54.4	54.9	58.6	55.9	57.6	50.8	68.4	51.8	47.2	39.1	26.2
2. Mostly disagree	11.3	12.1	10.3	11.7	12.0	9.2	12.2	10.8	12.9	11.3	11.6	13.4	10.0	8.3	9.0	15.4
3. Neither	28.1	28.2	27.5	29.3	16.8	28.8	28.8	26.4	29.4	26.8	33.5	16.4	33.7	37.7	42.7	50.8
4. Mostly agree	2.7	2.3	3.2	2.8	2.3	4.6	3.0	2.2	1.5	2.7	2.7	1.0	2.6	4.7	6.5	2.3
5. Agree	1.6	2.3	1.0	1.8	2.1	3.1	1.1	2.1	0.2	1.7	1.5	0.8	1.8	2.3	2.8	5.3
<i>Item 20920 Subject A11c</i>	<i>N 2184</i>	<i>1021</i>	<i>1123</i>	<i>1494</i>	<i>246</i>	<i>412</i>	<i>603</i>	<i>750</i>	<i>418</i>	<i>1681</i>	<i>467</i>	<i>1006</i>	<i>488</i>	<i>246</i>	<i>371</i>	<i>50</i>
E03F: Like he's TRYING to appear mature and sophisticated																
1. Disagree	18.7	18.8	18.7	16.8	30.7	20.6	21.6	16.8	15.8	15.7	26.7	15.0	22.3	23.5	19.7	14.7
2. Mostly disagree	4.7	4.5	4.8	5.0	5.5	3.0	5.6	5.3	4.1	4.5	5.4	4.9	5.0	2.9	3.9	13.0
3. Neither	26.7	26.6	26.3	29.0	15.5	28.5	30.0	23.1	26.6	25.2	32.9	17.1	30.2	31.7	40.7	49.9
4. Mostly agree	20.8	21.4	20.2	22.2	14.0	21.3	15.9	21.5	26.1	22.4	15.4	23.3	18.9	19.4	19.1	11.7
5. Agree	29.1	28.7	29.9	27.1	34.3	26.6	26.9	33.3	27.4	32.1	19.6	39.6	23.6	22.5	16.5	10.7
<i>Item 20930 Subject A11c</i>	<i>N 2185</i>	<i>1024</i>	<i>1120</i>	<i>1498</i>	<i>246</i>	<i>417</i>	<i>604</i>	<i>747</i>	<i>416</i>	<i>1680</i>	<i>471</i>	<i>1002</i>	<i>489</i>	<i>249</i>	<i>371</i>	<i>48</i>

QUESTIONNAIRE FORM 5 1997	TOTAL	SEX		RACE		REGION				COLLEGE PLANS?		ILLICIT DRUG USE: LIFETIME					
		M	F	White	Black	NE	NC	S	W	Yes	No	None	Mari- juana Only	Few Pills	More Pills	Any Her- oin	
<i>N (Weighted No. of Cases):</i>	2651	1263	1289	1684	340	568	701	909	473	1916	584	1195	585	298	446	62	
<i>% of Weighted Total:</i>	100.0	47.6	48.6	63.5	12.8	21.4	26.4	34.3	17.8	72.3	22.0	45.1	22.1	11.2	16.8	2.3	
E04: In my opinion, when a girl my age is smoking a cigarette, it makes her look . . .																	
E04A: Cool, calm, in-control																	
1. Disagree	62.2	63.2	61.6	59.2	77.1	60.7	59.9	64.0	63.5	63.3	57.1	74.9	55.1	53.5	46.7	37.7	
2. Mostly disagree	9.7	10.4	8.8	10.7	5.9	7.3	9.5	10.8	10.5	9.7	9.9	10.5	8.5	12.4	7.9	8.4	
3. Neither	23.8	21.8	25.6	25.4	13.6	26.0	26.7	20.8	22.9	22.9	28.1	13.5	30.4	29.1	35.5	48.2	
4. Mostly agree	3.1	3.1	3.1	3.3	2.1	3.1	3.0	3.3	2.7	3.0	3.4	0.9	4.8	2.8	7.1	3.1	
5. Agree	1.2	1.5	0.9	1.4	1.2	2.9	0.9	1.0	0.5	1.2	1.6	0.2	1.3	2.1	2.7	2.6	
<i>Item 20940 Subject A11c</i>	<i>N</i>	<i>2177</i>	<i>1024</i>	<i>1113</i>	<i>1489</i>	<i>245</i>	<i>412</i>	<i>602</i>	<i>742</i>	<i>422</i>	<i>1677</i>	<i>468</i>	<i>998</i>	<i>486</i>	<i>250</i>	<i>372</i>	<i>48</i>
E04B: Insecure																	
1. Disagree	20.6	22.9	18.5	19.5	28.4	24.6	21.8	18.9	18.2	18.2	28.1	15.9	22.9	29.1	25.0	15.1	
2. Mostly disagree	5.5	5.7	5.5	6.1	5.8	3.7	7.2	5.2	5.5	5.1	7.1	5.2	4.6	7.1	6.1	12.2	
3. Neither	32.3	30.5	34.1	34.1	22.3	35.3	33.3	30.1	31.8	31.3	36.1	24.0	38.8	34.8	42.3	47.9	
4. Mostly agree	15.7	14.3	17.1	16.3	12.0	13.2	14.3	17.2	17.4	17.1	11.3	19.0	14.6	11.2	12.3	12.7	
5. Agree	25.8	26.7	24.9	24.0	31.3	23.2	23.4	28.5	27.1	28.3	17.3	35.9	19.1	17.7	14.3	12.1	
<i>Item 20950 Subject A11c</i>	<i>N</i>	<i>2167</i>	<i>1015</i>	<i>1111</i>	<i>1485</i>	<i>245</i>	<i>409</i>	<i>602</i>	<i>742</i>	<i>414</i>	<i>1669</i>	<i>466</i>	<i>996</i>	<i>486</i>	<i>250</i>	<i>364</i>	<i>48</i>
E04C: Independent and liberated																	
1. Disagree	52.6	53.0	52.8	50.1	70.3	53.9	51.2	53.0	52.8	53.6	48.5	63.4	49.2	45.8	37.4	17.7	
2. Mostly disagree	10.0	11.0	9.2	10.0	10.4	7.9	8.6	11.8	11.2	10.5	8.5	10.9	9.1	10.7	6.9	24.5	
3. Neither	28.7	26.7	29.9	31.1	17.1	29.9	31.5	26.6	27.2	26.8	35.6	19.6	33.0	35.7	39.5	53.8	
4. Mostly agree	6.2	6.8	5.9	6.4	0.9	5.4	7.0	6.1	6.3	6.7	4.9	4.6	6.4	4.7	11.6	4.1	
5. Agree	2.4	2.5	2.1	2.4	1.3	2.8	1.8	2.6	2.6	2.4	2.5	1.4	2.3	3.2	4.6	-	
<i>Item 20960 Subject A11c</i>	<i>N</i>	<i>2168</i>	<i>1018</i>	<i>1110</i>	<i>1487</i>	<i>246</i>	<i>410</i>	<i>602</i>	<i>742</i>	<i>415</i>	<i>1671</i>	<i>465</i>	<i>997</i>	<i>485</i>	<i>247</i>	<i>367</i>	<i>48</i>
E04D: Conforming																	
1. Disagree	36.8	39.4	34.5	33.1	55.0	37.4	39.2	36.0	34.3	34.6	43.4	38.0	37.6	41.6	32.1	15.9	
2. Mostly disagree	6.7	7.5	5.8	6.4	7.0	5.1	7.6	6.2	8.1	7.1	5.9	7.0	7.2	6.3	5.4	7.2	
3. Neither	36.6	33.0	39.4	38.8	25.7	35.3	39.9	35.7	34.4	34.8	43.0	30.2	38.2	37.3	46.8	64.4	
4. Mostly agree	9.2	8.8	9.9	10.3	4.4	10.4	6.0	10.7	10.0	10.8	4.2	11.2	6.8	5.5	10.7	5.7	
5. Agree	10.6	11.3	10.3	11.3	7.9	11.8	7.3	11.3	13.2	12.7	3.6	13.6	10.2	9.1	5.1	6.7	
<i>Item 20970 Subject A11c</i>	<i>N</i>	<i>2159</i>	<i>1014</i>	<i>1105</i>	<i>1483</i>	<i>243</i>	<i>410</i>	<i>599</i>	<i>737</i>	<i>413</i>	<i>1662</i>	<i>466</i>	<i>990</i>	<i>484</i>	<i>248</i>	<i>367</i>	<i>48</i>
E04E: Mature, sophisticated																	
1. Disagree	59.6	59.1	60.6	57.5	70.9	57.3	56.8	63.1	59.6	61.5	51.8	72.6	53.7	55.7	41.2	15.2	
2. Mostly disagree	11.0	12.2	10.0	11.8	11.4	8.6	9.2	13.0	12.5	11.6	9.0	11.5	11.9	9.0	8.5	25.6	
3. Neither	24.9	24.4	24.9	26.2	14.7	27.8	28.0	20.8	24.7	22.8	33.1	13.8	29.5	31.5	39.7	50.5	
4. Mostly agree	2.9	2.6	3.0	2.8	1.7	4.5	3.1	2.0	2.5	2.8	3.2	1.2	3.4	3.1	6.9	3.2	
5. Agree	1.7	1.6	1.5	1.7	1.2	1.8	2.9	1.1	0.7	1.3	2.9	1.0	1.5	0.7	3.7	5.4	
<i>Item 20980 Subject A11c</i>	<i>N</i>	<i>2160</i>	<i>1013</i>	<i>1108</i>	<i>1481</i>	<i>245</i>	<i>406</i>	<i>598</i>	<i>741</i>	<i>415</i>	<i>1669</i>	<i>460</i>	<i>993</i>	<i>484</i>	<i>248</i>	<i>364</i>	<i>48</i>
E04F: Like she's TRYING to appear mature and sophisticated																	
1. Disagree	18.7	19.7	17.8	16.6	34.1	19.6	22.1	16.6	16.7	16.4	25.1	16.3	21.3	20.8	20.5	14.4	
2. Mostly disagree	4.7	4.9	4.7	5.1	2.7	3.9	4.7	5.3	4.4	4.4	6.2	4.7	3.6	4.7	5.3	12.0	
3. Neither	24.7	24.3	24.0	26.3	13.5	28.0	28.8	20.1	23.7	22.5	33.0	15.2	27.6	30.3	39.9	44.7	
4. Mostly agree	17.6	16.5	19.0	18.9	10.1	17.9	12.2	18.6	23.3	19.2	12.4	18.1	19.1	18.5	15.9	7.0	
5. Agree	34.3	34.6	34.5	33.1	39.6	30.6	32.2	39.4	31.9	37.5	23.3	45.7	28.3	25.8	18.4	21.9	
<i>Item 20990 Subject A11c</i>	<i>N</i>	<i>2158</i>	<i>1011</i>	<i>1110</i>	<i>1483</i>	<i>241</i>	<i>408</i>	<i>600</i>	<i>738</i>	<i>413</i>	<i>1666</i>	<i>461</i>	<i>995</i>	<i>483</i>	<i>247</i>	<i>362</i>	<i>48</i>
E05: Do you agree or disagree . . .																	
E05A: Smokers know how to enjoy life more than non-smokers																	
1. Disagree	70.9	68.3	73.7	70.6	75.9	70.0	66.3	74.5	71.8	74.3	58.9	80.8	67.3	64.5	58.3	41.7	
2. Mostly disagree	8.2	8.8	7.4	8.1	6.0	7.5	8.9	6.7	10.8	7.6	10.6	7.4	9.7	9.7	8.6	4.1	
3. Neither	17.7	18.6	16.7	18.5	13.5	17.2	21.8	16.3	14.9	15.5	25.3	10.8	20.5	24.1	23.4	47.4	
4. Mostly agree	1.6	1.7	1.5	1.5	1.7	1.9	1.9	1.3	1.5	1.4	2.2	0.5	1.7	0.6	5.4	1.3	
5. Agree	1.5	2.5	0.6	1.3	2.9	3.4	1.1	1.2	1.0	1.2	3.0	0.6	0.8	1.0	4.3	5.6	
<i>Item 21000 Subject A11c</i>	<i>N</i>	<i>2177</i>	<i>1027</i>	<i>1112</i>	<i>1493</i>	<i>244</i>	<i>413</i>	<i>601</i>	<i>744</i>	<i>420</i>	<i>1676</i>	<i>468</i>	<i>999</i>	<i>486</i>	<i>249</i>	<i>372</i>	<i>47</i>

QUESTIONNAIRE FORM 5 1997	TOTAL	SEX		RACE		REGION				COLLEGE PLANS?		ILLICIT DRUG USE: LIFETIME				
		M	F	White	Black	NE	NC	S	W	Yes	No	None	Mari- juana Only	Few Pills	More Pills	Any Her- oin
<i>N (Weighted No. of Cases):</i> <i>% of Weighted Total:</i>	2651 100.0	1263 47.6	1289 48.6	1684 63.5	340 12.8	568 21.4	701 26.4	909 34.3	473 17.8	1916 72.3	584 22.0	1195 45.1	585 22.1	298 11.2	446 16.8	62 2.3
E05B: I prefer to date people who don't smoke																
1. Disagree	10.9	10.2	11.7	11.1	10.5	14.7	13.3	9.1	7.2	8.2	20.2	6.3	12.2	12.2	19.5	20.4
2. Mostly disagree	3.5	3.2	3.9	3.7	1.4	3.8	4.1	3.0	3.1	3.2	4.8	1.1	5.1	4.6	6.6	6.5
3. Neither	21.6	22.4	20.7	24.3	13.6	25.9	26.1	17.6	18.1	19.0	31.7	12.3	25.6	31.1	31.8	36.5
4. Mostly agree	8.6	8.0	9.1	8.4	5.0	7.8	7.0	8.8	11.1	9.0	6.8	7.5	10.2	12.9	6.4	10.4
5. Agree	55.4	56.2	54.6	52.5	69.5	47.8	49.5	61.4	60.5	60.7	36.5	72.9	46.9	39.2	35.6	26.3
<i>Item 21010 Subject A11c</i>	<i>N 2175</i>	<i>1025</i>	<i>1112</i>	<i>1492</i>	<i>244</i>	<i>411</i>	<i>601</i>	<i>743</i>	<i>421</i>	<i>1675</i>	<i>467</i>	<i>996</i>	<i>487</i>	<i>249</i>	<i>371</i>	<i>48</i>
E05C: The harmful effects of cigarettes have been exaggerated																
1. Disagree	52.1	48.4	55.9	51.2	57.2	51.6	47.4	55.4	53.4	56.9	35.4	61.6	50.2	46.2	38.0	23.3
2. Mostly disagree	16.3	17.7	15.1	17.2	7.5	17.5	16.5	14.4	18.1	16.1	16.9	13.6	18.0	17.4	20.0	19.3
3. Neither	17.7	17.9	17.0	18.4	13.4	17.2	21.2	16.4	15.5	14.9	27.7	14.1	16.5	23.2	24.1	22.0
4. Mostly agree	7.7	8.9	6.9	7.7	9.6	8.8	9.4	6.2	6.8	7.0	9.9	5.0	10.2	8.6	8.3	25.8
5. Agree	6.2	7.1	5.1	5.4	12.3	4.8	5.5	7.6	6.2	5.0	10.1	5.7	5.1	4.7	9.6	9.6
<i>Item 21020 Subject A11c</i>	<i>N 2171</i>	<i>1022</i>	<i>1110</i>	<i>1493</i>	<i>242</i>	<i>410</i>	<i>601</i>	<i>742</i>	<i>418</i>	<i>1673</i>	<i>468</i>	<i>997</i>	<i>485</i>	<i>248</i>	<i>368</i>	<i>48</i>
E05D: I think that becoming a smoker reflects poor judgment																
1. Disagree	13.6	12.7	14.0	12.7	19.9	13.9	13.6	13.2	13.9	11.5	20.8	9.5	15.7	15.2	20.1	18.4
2. Mostly disagree	7.1	7.1	7.1	7.2	3.9	12.1	5.6	6.0	6.2	7.5	5.6	4.3	8.5	6.9	12.4	10.8
3. Neither	23.1	22.9	23.1	24.0	17.7	20.6	28.6	20.1	22.8	20.7	31.3	18.2	24.9	29.4	29.0	27.3
4. Mostly agree	17.3	18.1	16.7	18.7	12.2	15.6	16.3	18.4	18.4	18.2	14.8	17.8	18.5	15.3	14.0	30.3
5. Agree	38.9	39.2	39.0	37.4	46.3	37.8	35.9	42.2	38.7	42.0	27.6	50.3	32.4	33.2	24.6	13.2
<i>Item 21030 Subject A11c</i>	<i>N 2168</i>	<i>1023</i>	<i>1106</i>	<i>1488</i>	<i>245</i>	<i>406</i>	<i>599</i>	<i>744</i>	<i>420</i>	<i>1674</i>	<i>463</i>	<i>993</i>	<i>486</i>	<i>247</i>	<i>369</i>	<i>48</i>
E05E: I personally don't mind being around people who are smoking																
1. Disagree	29.5	26.3	32.8	24.3	53.4	26.3	29.3	30.6	30.8	31.4	22.0	41.9	23.5	19.0	15.8	0.8
2. Mostly disagree	12.6	13.9	11.6	13.1	5.8	14.4	10.7	12.8	13.2	13.7	8.5	13.9	15.8	10.2	7.6	4.3
3. Neither	16.1	17.4	14.5	16.4	14.7	14.2	19.6	13.3	18.0	14.1	23.3	16.3	16.2	16.4	14.5	17.4
4. Mostly agree	19.6	22.2	17.4	21.1	10.4	19.4	18.2	21.3	18.9	20.8	15.6	16.8	21.3	24.3	20.6	27.6
5. Agree	22.2	20.2	23.7	25.1	15.8	25.7	22.3	22.0	19.1	20.1	30.6	11.1	23.2	30.1	41.6	49.9
<i>Item 21040 Subject A11c</i>	<i>N 2163</i>	<i>1024</i>	<i>1100</i>	<i>1485</i>	<i>244</i>	<i>405</i>	<i>598</i>	<i>741</i>	<i>420</i>	<i>1670</i>	<i>461</i>	<i>990</i>	<i>484</i>	<i>248</i>	<i>368</i>	<i>48</i>
E05F: Smoking is a dirty habit																
1. Disagree	9.1	10.2	8.2	8.6	14.5	9.9	11.4	7.9	7.1	7.3	14.5	7.1	9.7	8.1	13.6	13.6
2. Mostly disagree	5.6	6.4	5.0	6.2	3.1	6.6	5.4	5.7	4.9	5.4	6.1	3.0	9.7	5.4	7.2	9.2
3. Neither	15.3	16.9	13.5	15.5	14.0	15.2	17.7	14.9	12.8	14.3	19.5	13.2	15.9	17.3	16.9	24.4
4. Mostly agree	17.8	17.0	18.4	20.2	7.6	18.8	18.1	16.3	18.9	18.0	17.9	13.5	19.5	21.5	22.2	33.1
5. Agree	52.2	49.5	54.9	49.5	60.8	49.4	47.4	55.3	56.4	55.0	42.0	63.2	45.2	47.7	40.0	19.8
<i>Item 21050 Subject A11c</i>	<i>N 2157</i>	<i>1018</i>	<i>1099</i>	<i>1485</i>	<i>241</i>	<i>407</i>	<i>596</i>	<i>739</i>	<i>416</i>	<i>1666</i>	<i>460</i>	<i>984</i>	<i>484</i>	<i>248</i>	<i>368</i>	<i>48</i>
E05G: I strongly dislike being near people who are smoking																
1. Disagree	25.7	25.1	26.0	28.0	22.7	31.5	25.0	24.9	22.5	22.7	36.5	15.3	28.5	33.7	43.4	42.3
2. Mostly disagree	14.5	17.4	11.8	15.2	10.6	11.8	16.0	14.4	14.8	14.9	12.1	10.3	20.1	16.1	14.7	21.1
3. Neither	21.5	22.7	20.3	21.5	18.9	19.3	24.0	21.0	21.0	20.2	26.4	22.0	20.2	22.9	20.6	24.8
4. Mostly agree	11.5	11.3	11.5	11.7	6.5	11.9	9.8	12.2	11.9	12.4	8.4	13.4	11.3	8.7	8.6	5.2
5. Agree	26.8	23.3	30.4	23.6	41.4	25.4	25.1	27.4	29.7	29.8	16.7	39.1	20.0	18.6	12.7	6.6
<i>Item 21055 Subject A11c</i>	<i>N 2158</i>	<i>1022</i>	<i>1097</i>	<i>1485</i>	<i>241</i>	<i>404</i>	<i>598</i>	<i>737</i>	<i>419</i>	<i>1669</i>	<i>458</i>	<i>983</i>	<i>484</i>	<i>248</i>	<i>369</i>	<i>48</i>
Lately there has been some attention paid to certain drugs, including "crack" (cocaine in chunks or rocks).																
E06: On how many occasions (if any) have you used "crack" cocaine?																
E06A: . . . in your lifetime?																
1. 0 occasions	95.1	94.6	95.6	94.8	99.7	94.2	95.5	96.6	93.0	96.5	90.2	100.0	100.0	95.9	82.7	41.6
2. 1-2 occasions	2.2	2.2	2.2	2.3	-	2.9	2.3	1.3	3.1	1.6	4.5	-	-	3.5	7.3	23.6
3. 3-5 occasions	0.6	0.7	0.5	0.7	-	0.7	0.3	0.9	0.3	0.4	1.1	-	-	-	2.5	6.4
4. 6-9 occasions	0.6	0.3	0.9	0.4	0.3	0.8	0.2	0.2	1.7	0.6	0.6	-	-	-	2.9	5.2
5. 10-19 occasions	0.5	0.8	0.2	0.6	-	0.5	0.2	0.6	0.6	0.2	1.4	-	-	-	2.2	4.1
6. 20-39 occasions	0.1	0.1	0.2	0.2	-	-	0.5	-	-	0.2	-	-	-	-	0.6	1.1
7. 40 or more	0.8	1.3	0.4	0.9	-	0.9	0.9	0.4	1.2	0.5	2.1	-	-	0.6	1.7	17.9
<i>Item 22260 Subject A01a</i>	<i>N 2148</i>	<i>1013</i>	<i>1097</i>	<i>1474</i>	<i>238</i>	<i>402</i>	<i>593</i>	<i>736</i>	<i>417</i>	<i>1658</i>	<i>455</i>	<i>983</i>	<i>482</i>	<i>245</i>	<i>369</i>	<i>48</i>

MONITORING THE FUTURE

QUESTIONNAIRE FORM 5 1997	TOTAL	SEX		RACE		REGION				COLLEGE PLANS?		ILLICIT DRUG USE: LIFETIME				
		M	F	White	Black	NE	NC	S	W	Yes	No	None	Mari- juana Only	Few Pills	More Pills	Any Her- oin
<i>N (Weighted No. of Cases):</i> <i>% of Weighted Total:</i>	2651 100.0	1263 47.6	1289 48.6	1684 63.5	340 12.8	568 21.4	701 26.4	909 34.3	473 17.8	1916 72.3	584 22.0	1195 45.1	585 22.1	298 11.2	446 16.8	62 2.3
E06B: . . . during the last 12 months?																
1. 0 occasions	97.2	96.1	98.1	96.7	99.7	96.8	97.0	97.9	96.4	98.2	93.1	100.0	100.0	98.7	89.5	61.1
2. 1-2 occasions	1.2	1.3	1.1	1.3	0.3	1.6	1.5	0.5	1.6	0.8	2.5	-	-	0.6	4.9	12.5
3. 3-5 occasions	0.5	0.9	0.2	0.7	-	0.4	0.1	1.2	-	0.3	1.4	-	-	-	2.6	2.4
4. 6-9 occasions	0.3	0.3	0.4	0.4	-	0.4	0.2	-	1.0	0.1	1.1	-	-	-	1.0	7.1
5. 10-19 occasions	0.2	0.4	*	0.3	-	0.3	-	*	0.8	0.2	0.4	-	-	-	0.4	6.3
6. 20-39 occasions	0.2	0.1	0.3	0.2	-	-	0.3	0.3	-	0.1	0.5	-	-	-	0.3	6.7
7. 40 or more	0.4	0.9	-	0.4	-	0.6	0.8	0.1	0.3	0.3	1.1	-	-	0.6	1.3	3.9
<i>Item 22270 Subject A01b</i>	<i>N</i> 2147	1015	1096	1476	238	402	593	735	417	1658	455	983	482	245	370	47
E06C: . . . during the last 30 days?																
1. 0 occasions	98.9	98.1	99.6	98.8	100.0	98.2	99.0	99.2	98.6	99.5	96.9	100.0	100.0	99.3	96.9	79.0
2. 1-2 occasions	0.4	0.7	0.2	0.5	-	0.8	0.3	0.3	0.5	0.1	1.3	-	-	0.1	1.5	7.8
3. 3-5 occasions	0.3	0.3	0.2	0.3	-	0.6	0.2	0.3	-	0.1	0.7	-	-	-	0.4	8.7
4. 6-9 occasions	0.2	0.4	-	0.3	-	0.2	0.3	-	0.5	0.1	0.7	-	-	-	0.6	3.7
5. 10-19 occasions	*	0.1	-	-	-	-	-	-	0.1	*	-	-	-	-	0.2	-
6. 20-39 occasions	*	0.1	-	-	-	-	-	0.1	-	0.1	-	-	-	-	-	-
7. 40 or more	0.2	0.4	-	0.2	-	0.2	0.3	-	0.3	0.1	0.5	-	-	0.6	0.5	0.8
<i>Item 22280 Subject A01c</i>	<i>N</i> 2151	1015	1098	1477	238	404	593	736	417	1658	456	983	484	245	370	48
E07: The next questions ask how you feel about the amount of supervision that you received from your parents (or guardians) during your high school years. For each of the following areas, do you feel that you received about the right amount of supervision, too little, or too much?																
E07A: What kinds of parties, dances or other events you could go to (NOTE: This question was omitted in the questionnaires administered in California, beginning in 1997, due to state requirements.)																
1. Far too little supervision	15.5	17.6	13.1	13.1	21.1	17.5	17.2	13.2	14.5	12.3	25.9	8.7	22.9	18.3	20.1	19.5
2. Too little	8.2	8.8	7.7	7.0	11.2	10.5	6.9	7.5	9.8	8.3	7.4	7.7	9.2	10.5	6.6	6.4
3. About right	58.7	55.2	62.1	61.5	49.2	55.1	57.5	61.8	57.8	61.9	49.1	66.5	51.0	55.0	53.6	49.9
4. Too much supervision	11.9	12.4	11.6	12.9	11.3	10.8	13.0	11.1	14.0	12.1	10.8	12.1	11.3	12.5	10.0	17.1
5. Far too much	5.8	6.0	5.5	5.5	7.1	6.1	5.4	6.4	3.9	5.4	6.8	5.0	5.5	3.7	9.7	7.1
<i>Item 21800 Subject M03</i>	<i>N</i> 1932	904	991	1393	227	397	593	733	209	1461	433	878	428	231	329	40
E07B: How late you stayed out on dates (NOTE: This question was omitted in the questionnaires administered in California, beginning in 1997, due to state requirements.)																
1. Far too little supervision	10.1	13.5	7.3	8.6	13.2	11.5	11.0	7.7	13.1	8.0	17.6	6.0	14.1	12.6	12.8	15.1
2. Too little	7.7	6.9	8.2	6.0	10.7	6.7	10.3	6.1	7.7	7.6	8.1	7.6	9.3	6.3	4.9	10.2
3. About right	58.0	56.3	59.5	61.1	50.5	56.7	56.1	60.1	59.2	60.0	51.4	63.7	51.8	58.4	54.6	47.4
4. Too much supervision	14.8	14.2	15.5	15.9	10.4	14.1	14.1	16.4	12.2	16.3	8.9	14.3	14.9	14.7	16.2	14.4
5. Far too much	9.4	9.2	9.5	8.4	15.2	10.9	8.6	9.7	7.9	8.1	14.0	8.5	9.9	8.1	11.4	12.9
<i>Item 21810 Subject M03</i>	<i>N</i> 1922	901	984	1387	220	390	592	727	213	1452	431	871	425	230	331	38
E07C: The way you dressed (NOTE: This question was omitted in the questionnaires administered in California, beginning in 1997, due to state requirements.)																
1. Far too little supervision	9.3	12.2	6.4	7.8	13.8	12.1	9.4	6.9	12.0	7.3	15.5	6.3	13.0	9.7	11.1	9.7
2. Too little	5.8	5.9	5.8	4.5	8.4	4.4	5.9	6.4	5.8	4.4	9.4	4.7	6.1	7.7	6.2	5.8
3. About right	73.8	70.3	77.2	77.5	59.6	74.6	74.2	73.6	71.8	77.1	63.6	79.1	71.2	74.8	67.6	52.1
4. Too much supervision	6.8	5.6	7.9	6.0	10.5	5.3	5.2	9.2	6.0	7.4	4.9	6.4	7.4	4.3	7.6	13.6
5. Far too much	4.3	6.0	2.8	4.1	7.7	3.5	5.3	4.0	4.3	3.7	6.6	3.6	2.3	3.5	7.5	18.8
<i>Item 21820 Subject M03</i>	<i>N</i> 1915	893	984	1381	220	390	588	726	211	1450	427	872	421	230	326	38

*less than .05 percent.

QUESTIONNAIRE FORM 5 1997	TOTAL	SEX		RACE		REGION				COLLEGE PLANS?		ILLICIT DRUG USE: LIFETIME				
		M	F	White	Black	NE	NC	S	W	Yes	No	None	Mari- juana Only	Few Pills	More Pills	Any Her- oin
<i>N (Weighted No. of Cases):</i>	2651	1263	1289	1684	340	568	701	909	473	1916	584	1195	585	298	446	62
<i>% of Weighted Total:</i>	100.0	47.6	48.6	63.5	12.8	21.4	26.4	34.3	17.8	72.3	22.0	45.1	22.1	11.2	16.8	2.3
E07D: What you did with your money (NOTE: This question was omitted in the questionnaires administered in California, beginning in 1997, due to state requirements.)																
1. Far too little supervision	8.2	10.4	6.1	7.0	14.9	9.5	9.6	5.7	10.5	6.5	14.0	5.6	11.8	9.0	9.8	6.7
2. Too little	10.2	8.7	11.6	9.8	10.5	9.9	11.1	9.4	10.8	9.7	11.5	8.9	10.8	13.3	8.2	21.5
3. About right	61.6	60.2	63.4	63.5	49.3	59.0	60.5	63.8	62.0	64.8	51.8	66.6	59.8	56.7	56.0	52.1
4. Too much supervision	13.1	13.2	13.0	13.2	13.7	14.6	11.8	13.9	11.2	13.9	10.0	13.2	11.8	14.9	13.5	12.8
5. Far too much	6.9	7.6	5.9	6.5	11.5	6.9	7.1	7.1	5.6	5.2	12.7	5.6	5.8	6.2	12.6	6.9
<i>Item 21830 Subject M03</i>	<i>N</i>	<i>1910</i>	<i>897</i>	<i>978</i>	<i>1385</i>	<i>216</i>	<i>389</i>	<i>588</i>	<i>722</i>	<i>1443</i>	<i>431</i>	<i>871</i>	<i>419</i>	<i>229</i>	<i>329</i>	<i>38</i>
E07E: How often you went out in the evening (NOTE: This question was omitted in the questionnaires administered in California, beginning in 1997, due to state requirements.)																
1. Far too little supervision	8.1	11.0	5.1	6.6	13.5	7.8	9.6	6.1	11.1	6.7	12.8	5.6	10.8	8.9	9.6	14.0
2. Too little	8.0	7.8	8.1	6.6	12.0	7.8	8.2	8.2	7.7	7.0	11.3	8.1	8.6	9.1	6.0	6.7
3. About right	58.2	58.3	59.0	61.0	49.2	57.8	58.5	57.9	59.7	60.9	49.8	62.6	57.1	55.9	53.1	41.5
4. Too much supervision	16.9	14.4	19.3	17.4	14.3	17.2	14.2	19.1	16.4	17.8	13.5	16.3	16.2	18.0	17.5	19.8
5. Far too much	8.7	8.5	8.6	8.4	11.0	9.5	9.6	8.7	5.1	7.6	12.6	7.3	7.4	8.1	13.8	18.0
<i>Item 21840 Subject M03</i>	<i>N</i>	<i>1912</i>	<i>899</i>	<i>978</i>	<i>1385</i>	<i>217</i>	<i>386</i>	<i>589</i>	<i>726</i>	<i>1448</i>	<i>430</i>	<i>870</i>	<i>421</i>	<i>228</i>	<i>329</i>	<i>38</i>
E07F: How much time you spent on homework (NOTE: This question was omitted in the questionnaires administered in California, beginning in 1997, due to state requirements.)																
1. Far too little supervision	10.0	12.6	7.4	8.7	14.3	11.4	9.6	8.8	12.1	8.2	15.3	8.0	11.7	10.2	12.4	13.8
2. Too little	17.0	16.8	17.5	16.8	16.3	16.7	17.9	16.5	16.9	17.2	17.0	14.3	18.8	17.7	19.8	19.7
3. About right	55.2	51.6	58.7	57.0	49.6	51.1	58.0	54.3	58.4	56.4	52.3	60.9	53.3	57.6	45.2	31.2
4. Too much supervision	11.8	10.5	12.7	11.7	11.0	11.3	8.8	15.2	8.7	12.8	7.3	12.0	11.2	10.5	11.6	18.8
5. Far too much	6.0	8.4	3.7	5.8	8.8	9.5	5.7	5.2	3.8	5.4	8.1	4.8	5.0	4.1	11.0	16.6
<i>Item 21850 Subject M03</i>	<i>N</i>	<i>1919</i>	<i>903</i>	<i>981</i>	<i>1386</i>	<i>221</i>	<i>389</i>	<i>586</i>	<i>730</i>	<i>1453</i>	<i>430</i>	<i>877</i>	<i>418</i>	<i>229</i>	<i>329</i>	<i>41</i>
E07G: What courses you took in school (NOTE: This question was omitted in the questionnaires administered in California, beginning in 1997, due to state requirements.)																
1. Far too little supervision	8.4	10.0	6.9	7.9	9.1	9.2	9.3	7.2	8.8	6.8	13.8	5.6	10.3	10.2	12.3	9.2
2. Too little	9.5	10.1	9.2	8.6	10.9	8.5	10.6	9.5	8.5	8.8	11.7	8.2	10.4	10.1	10.1	12.7
3. About right	68.0	65.3	71.2	71.2	58.4	66.4	70.0	66.7	69.8	70.3	61.1	73.5	62.6	70.0	62.8	49.9
4. Too much supervision	9.1	8.4	9.0	8.0	11.1	8.8	5.3	12.2	10.0	9.5	7.2	8.6	11.1	7.2	6.7	23.8
5. Far too much	4.9	6.1	3.7	4.3	10.5	7.1	4.8	4.4	2.9	4.6	6.2	4.0	5.6	2.4	8.0	4.4
<i>Item 21860 Subject M03</i>	<i>N</i>	<i>1908</i>	<i>895</i>	<i>978</i>	<i>1380</i>	<i>221</i>	<i>384</i>	<i>585</i>	<i>729</i>	<i>1446</i>	<i>428</i>	<i>874</i>	<i>415</i>	<i>229</i>	<i>327</i>	<i>37</i>
E07H: The hours you could work during the school year (NOTE: This question was omitted in the questionnaires administered in California, beginning in 1997, due to state requirements.)																
1. Far too little supervision	8.3	10.0	6.8	6.9	14.4	7.9	8.8	7.9	8.9	6.6	13.4	6.2	10.4	9.2	10.2	6.6
2. Too little	8.1	8.8	7.6	6.7	9.6	10.8	6.9	8.5	5.0	7.0	11.5	5.9	6.7	11.1	11.6	15.0
3. About right	70.9	69.2	72.5	74.8	59.8	68.2	73.1	69.5	74.6	73.6	63.1	76.7	69.9	68.2	61.5	63.0
4. Too much supervision	7.3	5.2	9.3	6.9	5.8	6.2	5.8	9.3	6.9	8.3	3.7	7.1	7.7	6.7	7.9	9.5
5. Far too much	5.4	6.8	3.9	4.7	10.4	7.0	5.3	4.7	4.7	4.4	8.3	4.2	5.3	4.8	8.8	5.9
<i>Item 21870 Subject M03</i>	<i>N</i>	<i>1898</i>	<i>894</i>	<i>969</i>	<i>1374</i>	<i>214</i>	<i>383</i>	<i>581</i>	<i>720</i>	<i>1438</i>	<i>426</i>	<i>867</i>	<i>419</i>	<i>226</i>	<i>325</i>	<i>38</i>

QUESTIONNAIRE FORM 5 1997	TOTAL	SEX		RACE		REGION				COLLEGE PLANS?		ILLICIT DRUG USE: LIFETIME				
		M	F	White	Black	NE	NC	S	W	Yes	No	None	Mari- juana Only	Few Pills	More Pills	Any Her- oin
<i>N (Weighted No. of Cases):</i> <i>% of Weighted Total:</i>	2651 100.0	1263 47.6	1289 48.6	1684 63.5	340 12.8	568 21.4	701 26.4	909 34.3	473 17.8	1916 72.3	584 22.0	1195 45.1	585 22.1	298 11.2	446 16.8	62 2.3
E07I: How much TV you watched (NOTE: This question was omitted in the questionnaires administered in California, beginning in 1997, due to state requirements.)																
1. Far too little supervision	13.0	14.8	11.1	9.9	21.9	14.6	12.4	12.4	13.5	11.1	18.7	9.7	16.5	15.1	15.3	14.5
2. Too little	9.9	9.5	10.5	9.0	13.4	10.4	10.5	9.7	8.4	9.7	10.8	9.3	13.2	7.8	8.1	11.7
3. About right	66.8	63.5	69.9	71.3	50.4	61.9	66.9	68.2	70.4	69.3	59.7	70.4	62.7	71.3	62.2	63.3
4. Too much supervision	5.6	6.3	5.1	5.5	6.6	7.3	3.8	6.3	5.1	5.7	4.9	6.5	4.6	2.8	6.5	7.2
5. Far too much	4.7	6.0	3.3	4.3	7.7	5.7	6.3	3.4	2.6	4.2	5.9	4.2	3.0	2.8	7.9	3.2
<i>Item 21880 Subject M03</i>	<i>N</i> 1906	897	974	1380	217	384	585	725	212	1440	429	873	419	227	324	40
E07J: What kinds of TV programs you watched (NOTE: This question was omitted in the questionnaires administered in California, beginning in 1997, due to state requirements.)																
1. Far too little supervision	15.4	17.9	13.0	12.6	23.8	19.8	15.1	13.5	15.1	13.5	22.0	11.7	20.1	15.0	19.3	18.2
2. Too little	8.1	6.9	9.1	7.0	7.8	7.2	8.4	7.7	9.8	7.4	10.3	8.2	9.6	7.0	4.0	13.2
3. About right	67.7	64.6	70.9	72.0	53.4	66.6	65.9	69.1	70.1	70.7	58.8	71.3	63.3	70.1	66.1	57.7
4. Too much supervision	4.9	5.5	4.5	4.8	8.0	3.2	5.5	5.8	3.2	5.3	2.7	5.3	4.0	5.1	5.0	8.8
5. Far too much	3.8	5.2	2.4	3.5	7.0	3.1	5.1	3.8	1.9	3.1	6.1	3.6	3.0	2.8	5.7	2.2
<i>Item 21890 Subject M03</i>	<i>N</i> 1895	892	968	1372	217	381	582	722	210	1433	426	870	416	227	319	38
E08: Over the LAST 12 MONTHS, about how often have you gone to parties?																
1. Not at all—GO TO Q.E10	18.2	17.5	18.7	15.4	34.2	11.7	19.0	20.9	18.5	17.5	21.3	28.7	11.3	10.8	5.6	-
2. Once a month or less	30.3	25.1	35.7	32.0	26.9	29.3	32.8	30.8	27.0	31.1	27.9	39.3	25.3	21.1	21.9	14.4
3. 2 or 3 times a month	24.5	24.6	24.0	24.2	24.4	28.2	23.3	22.1	26.7	25.0	22.5	18.4	33.0	25.8	29.4	25.6
4. About once a week	13.5	15.5	11.5	14.7	9.1	17.3	9.9	14.1	13.9	13.2	14.2	7.7	16.8	20.8	18.0	19.3
5. 2 or 3 times a week	9.7	12.4	7.2	10.3	3.0	10.4	10.4	8.4	10.4	9.9	9.1	4.4	10.9	17.1	16.7	19.6
6. Over 3 times a week	3.9	4.8	2.9	3.5	2.3	3.2	4.7	3.7	3.5	3.3	4.9	1.6	2.6	4.5	8.5	21.1
<i>Item 21900 Subject C07</i>	<i>N</i> 2089	985	1067	1450	219	381	577	716	416	1613	439	960	462	246	351	47
E09: Now think about the parties you went to in the last 12 months. How often . . .																
E09A: Were people over age 30 present at least some of the time?																
1. Never	41.1	40.0	41.9	41.9	46.9	41.6	43.1	41.5	37.0	42.5	33.5	42.8	47.4	41.3	32.7	15.4
2. Seldom	30.5	32.8	28.4	32.3	21.3	33.9	28.2	30.5	30.3	31.8	26.6	23.7	31.1	37.0	37.7	44.3
3. Sometimes	16.3	15.0	17.2	14.8	18.1	16.5	14.2	18.0	15.9	14.8	21.8	17.5	12.3	15.6	17.7	26.0
4. Most times	7.2	6.8	7.9	6.8	6.8	3.4	9.7	5.8	9.9	6.6	9.9	9.7	4.3	3.6	7.7	10.9
5. Always	5.0	5.4	4.7	4.3	6.9	4.6	4.8	4.2	7.0	4.3	8.1	6.3	4.9	2.4	4.3	3.4
<i>Item 21910 Subject C07, M02</i>	<i>N†</i> 1751	836	882	1244	163	340	488	578	344	1348	370	700	422	218	340	49
E09B: Did someone get high on alcohol?																
1. Never	11.9	11.2	12.6	10.9	22.0	8.6	12.9	14.6	9.2	11.9	12.3	23.9	5.1	1.6	3.2	-
2. Seldom	6.5	5.3	7.7	4.9	12.5	5.1	6.2	6.5	8.4	6.9	5.2	10.7	4.3	3.0	3.0	0.8
3. Sometimes	12.2	11.9	12.8	10.2	23.2	14.3	11.9	12.4	10.1	11.2	14.6	14.8	12.0	12.7	5.9	12.4
4. Most times	22.8	23.5	22.4	23.3	15.7	28.2	23.6	17.6	25.0	23.8	18.6	21.9	23.9	21.2	25.3	20.5
5. Always	46.6	48.1	44.5	50.7	26.7	43.7	45.5	48.8	47.3	46.2	49.4	28.6	54.7	61.4	62.6	66.4
<i>Item 21920 Subject A02b, C07</i>	<i>N†</i> 1754	837	885	1248	162	341	490	579	343	1348	372	699	422	220	340	50
E09C: Did most people get high on alcohol?																
1. Never	14.3	13.5	15.3	13.6	21.2	9.0	15.4	16.8	13.8	14.0	15.3	28.7	6.8	2.1	3.7	-
2. Seldom	8.8	7.7	10.0	6.0	19.9	8.2	7.8	9.8	9.3	9.5	6.8	11.5	6.6	8.5	6.2	5.4
3. Sometimes	16.3	17.7	15.1	16.2	20.6	18.2	16.0	15.8	15.6	16.7	14.6	19.1	17.3	15.9	10.0	16.5
4. Most times	28.4	26.9	29.9	30.0	19.4	29.6	29.0	25.5	31.1	29.6	23.5	24.5	30.7	30.6	31.4	28.0
5. Always	32.2	34.2	29.7	34.2	19.0	34.9	31.8	32.0	30.2	30.3	39.8	16.2	38.6	42.9	48.7	50.1
<i>Item 21930 Subject A02b, C07</i>	<i>N†</i> 1747	836	879	1246	157	339	487	578	343	1342	371	696	419	219	341	50

†=excludes respondents for whom question was inappropriate.

QUESTIONNAIRE FORM 5 1997	TOTAL	SEX		RACE		REGION				COLLEGE PLANS?		ILLICIT DRUG USE: LIFETIME				
		M	F	White	Black	NE	NC	S	W	Yes	No	None	Mari- juana Only	Few Pills	More Pills	Any Her- oin
<i>N (Weighted No. of Cases):</i> <i>% of Weighted Total:</i>	2651 100.0	1263 47.6	1289 48.6	1684 63.5	340 12.8	568 21.4	701 26.4	909 34.3	473 17.8	1916 72.3	584 22.0	1195 45.1	585 22.1	298 11.2	446 16.8	62 2.3
E09D: Did you get high on alcohol?																
1. Never	34.1	30.1	38.2	28.7	65.1	27.6	33.6	37.1	36.2	35.8	26.6	60.7	20.8	19.3	10.3	2.5
2. Seldom	13.5	13.2	14.0	13.0	16.6	11.4	13.6	13.3	15.6	13.7	13.5	14.4	16.5	13.3	8.5	5.1
3. Sometimes	20.7	19.0	22.3	23.0	8.1	25.8	17.5	23.3	16.1	20.7	21.1	14.1	24.1	32.6	22.0	17.3
4. Most times	17.8	19.5	16.1	19.7	4.6	19.9	18.7	14.1	20.3	19.1	12.4	8.3	24.0	17.0	28.2	34.9
5. Always	13.9	18.2	9.4	15.6	5.6	15.4	16.6	12.1	11.7	10.6	26.4	2.6	14.6	17.7	31.0	40.1
<i>Item 21940 Subject A05c, C07</i>	<i>N†</i> 1742	833	877	1241	159	336	490	572	343	1339	370	692	422	219	339	48
E09E: Did you feel pressure to drink alcohol?																
1. Never	65.8	64.0	68.0	64.1	74.0	67.2	64.5	67.1	64.3	64.1	71.2	67.8	64.2	59.8	69.3	53.2
2. Seldom	17.9	18.5	17.0	20.2	12.2	20.5	18.1	16.8	16.7	18.6	14.9	17.4	18.2	21.1	17.0	18.8
3. Sometimes	9.5	9.0	9.8	9.7	7.7	8.3	9.0	9.5	11.3	9.9	8.6	8.6	12.1	10.0	6.3	13.4
4. Most times	3.7	4.4	3.1	3.2	4.1	1.9	4.3	4.3	3.5	4.2	1.7	4.3	2.3	4.2	3.4	6.1
5. Always	3.2	4.2	2.1	2.9	2.0	2.1	4.0	2.4	4.3	3.1	3.5	2.0	3.2	4.9	3.9	8.5
<i>Item 21950 Subject A02b, C07</i>	<i>N†</i> 1744	837	875	1247	160	338	490	575	340	1342	369	694	422	218	339	49
E09F: Did you feel pressure to drink enough to get high?																
1. Never	73.4	73.0	74.3	72.6	79.9	75.6	71.9	72.5	75.0	72.5	76.5	79.2	69.8	68.3	72.0	60.6
2. Seldom	12.4	11.7	12.8	13.7	10.4	14.0	12.2	10.9	13.8	12.8	10.4	10.3	14.4	16.5	12.2	13.2
3. Sometimes	8.0	7.4	8.4	7.9	5.3	5.6	8.0	10.6	6.2	8.5	7.0	6.3	9.8	7.7	8.7	10.1
4. Most times	2.9	3.6	2.3	2.9	0.9	2.5	3.3	3.2	2.2	3.2	1.8	2.8	3.6	3.6	1.4	4.9
5. Always	3.2	4.2	2.3	3.0	3.5	2.3	4.5	2.8	2.9	3.0	4.2	1.3	2.6	3.8	5.6	11.2
<i>Item 21960 Subject A02b, C07</i>	<i>N†</i> 1740	831	876	1241	159	335	490	573	342	1340	367	691	421	218	339	48
E09G: Did someone get high on marijuana?																
1. Never	29.2	27.8	31.0	29.4	29.8	21.1	34.0	30.2	28.5	27.6	35.5	53.1	14.6	15.3	11.7	-
2. Seldom	11.1	10.1	12.3	10.9	15.1	8.3	13.5	12.0	9.0	12.5	6.7	15.2	11.8	7.9	4.0	3.3
3. Sometimes	18.6	18.6	19.3	19.5	24.5	19.9	19.9	20.4	12.6	19.5	14.3	17.1	21.3	21.5	15.8	23.9
4. Most times	17.9	17.7	17.4	18.2	9.1	21.6	14.5	16.3	21.7	18.8	13.9	7.7	22.5	27.1	26.7	25.6
5. Always	23.2	25.9	20.0	22.0	21.5	29.1	18.0	21.1	28.2	21.6	29.6	6.8	29.7	28.3	41.8	47.1
<i>Item 21970 Subject A02b, C07</i>	<i>N†</i> 1742	832	878	1243	162	335	490	576	341	1342	367	694	421	217	339	49
E09H: Did most people get high on marijuana?																
1. Never	34.2	32.5	36.1	35.6	34.2	23.5	41.8	35.9	31.1	33.6	37.4	60.6	20.1	20.6	12.0	-
2. Seldom	17.9	17.8	18.0	18.7	19.1	18.4	17.6	19.6	14.8	19.9	11.0	17.5	19.6	18.7	17.0	5.5
3. Sometimes	20.0	20.8	19.7	20.4	19.5	25.6	18.2	18.6	19.3	20.9	15.8	13.5	27.7	22.4	19.8	29.6
4. Most times	12.6	12.5	12.3	11.4	11.4	14.1	10.2	11.2	17.2	12.0	14.1	4.3	13.9	18.6	21.6	35.9
5. Always	15.3	16.4	13.9	13.9	15.7	18.5	12.1	14.8	17.6	13.5	21.7	4.0	18.6	19.7	29.6	29.0
<i>Item 21980 Subject A02b, C07</i>	<i>N†</i> 1737	828	877	1239	159	335	488	575	340	1337	365	691	420	217	337	50
E09I: Did you get high on marijuana?																
1. Never	63.6	59.0	68.6	62.2	77.5	52.2	66.0	68.8	62.5	67.0	51.7	100.0	46.7	44.3	31.2	3.6
2. Seldom	11.2	9.9	12.0	11.6	6.1	14.6	10.0	10.1	11.3	11.5	10.0	-	20.4	25.7	12.0	11.0
3. Sometimes	9.7	10.3	9.2	9.8	6.3	12.7	9.2	7.9	10.6	8.4	14.3	-	16.4	15.6	17.0	16.4
4. Most times	6.8	8.0	5.6	6.9	4.6	9.0	6.3	5.7	7.4	6.0	9.3	-	7.5	8.0	17.3	23.2
5. Always	8.7	12.8	4.6	9.4	5.5	11.5	8.5	7.5	8.1	7.1	14.7	-	9.0	6.3	22.4	45.8
<i>Item 21990 Subject A05c, C07</i>	<i>N†</i> 1740	831	878	1244	155	332	490	575	342	1337	368	692	423	217	339	49
E09J: Did you feel pressure to use marijuana?																
1. Never	83.0	82.5	83.8	83.5	86.3	84.4	82.6	82.7	82.6	83.4	81.1	92.5	76.0	75.1	81.8	53.9
2. Seldom	9.1	8.1	9.9	8.9	6.5	10.1	8.1	9.6	8.8	9.0	9.6	4.1	12.5	13.1	9.9	27.0
3. Sometimes	5.1	5.7	4.5	5.1	3.4	3.4	5.9	5.0	5.7	4.9	6.0	2.2	7.8	6.6	6.1	11.3
4. Most times	0.7	1.1	0.4	0.8	-	0.3	1.1	1.1	-	0.7	0.7	0.3	0.7	0.9	1.1	3.1
5. Always	2.1	2.6	1.4	1.6	3.9	1.8	2.3	1.5	3.0	2.0	2.6	0.9	3.0	4.4	1.1	4.6
<i>Item 22000 Subject A02b, C07</i>	<i>N†</i> 1740	831	878	1244	157	335	487	576	342	1335	369	691	421	218	339	49

†=excludes respondents for whom question was inappropriate.

QUESTIONNAIRE FORM 5 1997	TOTAL	SEX		RACE		REGION				COLLEGE PLANS?		ILLCIT DRUG USE: LIFETIME				
		M	F	White	Black	NE	NC	S	W	Yes	No	None	Mari- juana Only	Few Pills	More Pills	Any Her- oin
<i>N (Weighted No. of Cases):</i>	2651	1263	1289	1684	340	568	701	909	473	1916	584	1195	585	298	446	62
<i>% of Weighted Total:</i>	100.0	47.6	48.6	63.5	12.8	21.4	26.4	34.3	17.8	72.3	22.0	45.1	22.1	11.2	16.8	2.3
E09K: Did someone get high on other drugs?																
1. Never	56.5	56.0	57.5	55.8	72.0	48.9	65.5	56.4	51.5	56.1	58.4	75.9	57.7	46.7	29.7	1.4
2. Seldom	17.5	15.8	18.9	18.3	11.3	17.9	15.4	20.2	15.5	18.9	12.6	13.4	19.6	20.8	19.2	26.5
3. Sometimes	15.8	15.0	16.2	15.2	11.8	19.4	12.8	13.7	20.2	16.0	14.3	7.3	14.4	19.9	29.9	34.7
4. Most times	5.5	7.3	3.6	5.6	1.8	7.9	2.8	4.7	8.2	5.4	5.9	1.5	4.8	5.8	11.3	25.9
5. Always	4.7	5.7	3.9	5.0	3.1	5.9	3.5	5.2	4.6	3.6	8.8	2.0	3.5	6.9	9.9	11.6
<i>Item 22010 Subject A02b, C07</i>	<i>N†</i>	1733	827	875	1238	334	486	575	337	1332	365	689	419	217	336	49
E09L: Did most people get high on other drugs?																
1. Never	62.6	64.9	60.8	63.7	70.9	56.5	68.5	65.0	55.7	63.1	60.9	79.6	61.8	55.6	39.8	19.6
2. Seldom	19.2	16.8	21.4	19.9	11.3	20.4	18.0	19.4	19.6	20.8	13.9	11.4	20.9	25.3	29.3	22.8
3. Sometimes	11.2	10.1	12.0	9.7	13.6	12.8	8.8	9.5	16.1	10.0	15.0	5.7	11.9	11.8	17.5	34.2
4. Most times	3.7	4.4	3.0	3.5	2.1	6.9	2.1	2.6	4.8	3.6	4.3	1.5	2.8	4.5	7.1	12.6
5. Always	3.3	3.8	2.7	3.2	2.1	3.4	2.6	3.4	4.0	2.5	6.0	1.7	2.6	2.8	6.3	10.8
<i>Item 22020 Subject A02b, C07</i>	<i>N†</i>	1723	828	864	1233	333	487	570	333	1321	366	685	416	216	335	49
E09M: Did you get high on other drugs?																
1. Never	88.9	84.6	93.0	87.3	95.8	85.1	91.3	88.7	89.2	90.7	81.8	100.0	100.0	86.8	62.6	25.2
2. Seldom	5.8	7.4	4.1	6.4	2.5	8.7	4.4	5.0	6.5	5.3	8.1	-	-	7.8	21.7	20.7
3. Sometimes	3.1	4.6	1.6	3.5	1.1	3.2	2.8	3.3	2.8	2.4	5.4	-	-	4.6	7.9	35.1
4. Most times	0.9	1.1	0.6	1.0	0.7	2.1	0.6	0.5	0.6	0.7	1.5	-	-	0.2	2.7	7.5
5. Always	1.4	2.3	0.6	1.7	-	0.9	0.9	2.4	0.9	0.9	3.2	-	-	0.6	5.1	11.5
<i>Item 22030 Subject A05c, C07</i>	<i>N†</i>	1727	824	872	1235	328	485	574	340	1327	365	690	418	217	336	47
E09N: Did you feel pressure to use other drugs?																
1. Never	91.3	90.9	91.9	91.8	94.5	90.8	92.0	91.6	90.2	91.4	91.1	96.5	90.4	86.1	89.1	67.8
2. Seldom	4.3	3.7	4.6	4.4	1.2	4.0	3.1	5.3	4.8	4.3	4.1	1.9	4.6	9.5	4.8	10.7
3. Sometimes	2.9	3.5	2.4	2.6	2.6	3.1	3.0	2.1	3.7	2.8	3.2	1.0	2.9	3.6	5.0	10.4
4. Most times	1.0	1.3	0.8	1.0	1.4	1.2	1.5	0.9	0.4	0.9	1.1	0.3	1.2	0.6	0.5	9.8
5. Always	0.5	0.6	0.3	0.2	0.2	0.8	0.5	0.1	0.9	0.5	0.5	0.2	0.9	0.3	0.6	1.3
<i>Item 22040 Subject A02b, C07</i>	<i>N†</i>	1731	827	873	1238	330	486	576	339	1328	367	689	418	217	336	48
E10: Now think about how you would LIKE parties to be. At the parties you go to, how often . . .																
E10A: Would you like people over age 30 to be present at least some of the time?																
1. Never	51.8	50.8	52.1	51.0	62.1	52.1	51.7	53.7	48.5	53.6	44.9	50.0	59.2	54.2	47.5	40.0
2. Seldom	22.9	22.7	23.7	24.2	19.7	23.4	24.4	21.3	23.2	22.8	23.9	22.7	21.7	19.6	27.3	19.2
3. Sometimes	18.5	18.6	18.4	18.2	12.7	18.5	17.2	18.2	21.2	17.5	22.2	19.4	14.6	22.2	18.3	24.9
4. Most times	3.0	2.8	3.3	3.0	2.7	2.8	3.0	3.3	3.0	3.0	3.2	3.8	2.0	2.1	2.6	6.3
5. Always	3.6	5.0	2.5	3.6	2.8	3.2	3.7	3.6	4.1	3.0	5.8	4.0	2.5	1.9	4.3	9.6
<i>Item 22050 Subject C08, M02</i>	<i>N</i>	2041	953	1049	1425	363	573	701	404	1576	427	935	453	236	350	44
E10B: Would you like to get high on alcohol?																
1. Never	40.9	36.4	45.5	35.0	74.0	33.8	36.9	47.5	41.7	42.8	33.3	64.4	26.7	23.0	13.0	7.3
2. Seldom	13.5	11.6	15.1	13.9	10.6	13.6	15.9	11.6	13.5	13.7	13.9	12.7	18.2	13.6	10.2	9.2
3. Sometimes	20.3	19.9	20.8	21.6	10.5	23.0	21.0	18.1	20.7	19.8	23.0	13.7	27.6	28.5	23.3	14.2
4. Most times	13.8	15.2	12.7	16.1	1.1	18.0	12.6	12.7	13.7	14.6	9.6	5.7	16.4	19.9	25.1	39.4
5. Always	11.4	17.0	5.8	13.5	3.8	11.5	13.6	10.1	10.4	9.1	20.2	3.5	11.1	15.0	28.4	29.8
<i>Item 22060 Subject A05c, C08</i>	<i>N</i>	2036	955	1044	1425	362	574	700	401	1573	426	933	447	235	351	45
E10C: Would you like other people to get high on alcohol?																
1. Never	38.8	34.2	43.3	33.1	68.1	31.5	33.7	45.2	41.5	40.1	33.8	60.2	26.6	19.9	13.7	8.4
2. Seldom	14.1	10.8	16.8	14.1	12.3	12.1	17.2	12.0	15.2	14.1	14.3	15.4	16.2	13.6	9.4	2.4
3. Sometimes	21.8	22.1	21.9	23.4	12.3	27.7	23.1	18.0	21.2	22.3	20.7	14.3	28.4	29.5	27.2	28.0
4. Most times	14.2	15.7	12.9	16.6	3.3	16.5	13.9	14.7	11.5	14.5	11.5	6.8	16.8	22.5	22.7	33.4
5. Always	11.1	17.2	5.2	12.8	4.0	12.3	12.1	10.1	10.6	8.9	19.7	3.4	12.1	14.5	27.0	27.8
<i>Item 22070 Subject A11d, C08</i>	<i>N</i>	2029	951	1039	1420	362	573	697	397	1567	426	930	446	236	349	44

†=excludes respondents for whom question was inappropriate.

QUESTIONNAIRE FORM 5 1997	TOTAL	SEX		RACE		REGION				COLLEGE PLANS?		ILLICIT DRUG USE: LIFETIME				
		M	F	White	Black	NE	NC	S	W	Yes	No	None	Mari- juana Only	Few Pills	More Pills	Any Her- oin
<i>N (Weighted No. of Cases):</i> <i>% of Weighted Total:</i>	2651 100.0	1263 47.6	1289 48.6	1684 63.5	340 12.8	568 21.4	701 26.4	909 34.3	473 17.8	1916 72.3	584 22.0	1195 45.1	585 22.1	298 11.2	446 16.8	62 2.3
E10D: Would you like to use marijuana?																
1. Never	68.0	62.2	73.6	66.8	78.5	54.6	70.4	73.3	67.1	70.4	60.3	96.6	52.3	48.3	33.5	13.9
2. Seldom	9.1	7.9	10.1	8.7	9.2	12.6	8.5	7.4	9.8	9.2	9.6	1.8	18.3	18.1	10.2	5.4
3. Sometimes	9.6	11.2	7.8	9.4	5.7	12.5	8.3	8.2	11.3	8.9	10.9	1.2	15.4	16.3	18.6	19.8
4. Most times	5.2	6.0	4.5	5.6	3.4	8.3	4.5	4.0	5.4	5.0	5.2	0.1	5.7	9.8	13.7	11.2
5. Always	8.1	12.7	4.0	9.4	3.2	12.0	8.2	7.1	6.3	6.6	14.0	0.3	8.3	7.5	23.9	49.7
<i>Item 22080 Subject A05c, C08</i>	<i>N 2039</i>	<i>956</i>	<i>1043</i>	<i>1427</i>	<i>205</i>	<i>360</i>	<i>575</i>	<i>701</i>	<i>402</i>	<i>1577</i>	<i>425</i>	<i>936</i>	<i>448</i>	<i>235</i>	<i>353</i>	<i>45</i>
E10E: Would you like other people to use marijuana?																
1. Never	64.1	59.8	68.2	62.9	73.1	51.3	67.2	68.6	63.1	65.5	59.6	90.2	49.6	47.8	30.9	8.3
2. Seldom	11.8	9.7	13.4	11.6	11.7	13.3	12.3	10.7	11.9	12.5	9.8	6.3	19.3	16.8	12.6	10.7
3. Sometimes	11.9	13.0	11.0	11.6	7.0	16.3	9.6	10.3	14.2	11.4	12.5	2.4	17.1	19.9	24.2	25.2
4. Most times	4.9	5.7	4.1	5.4	4.1	8.3	4.0	4.1	4.4	5.0	5.0	0.6	6.1	8.5	12.0	9.1
5. Always	7.3	11.9	3.2	8.5	4.0	10.8	6.9	6.4	6.5	5.6	13.1	0.4	7.9	6.9	20.4	46.7
<i>Item 22090 Subject A11d, C08</i>	<i>N 2020</i>	<i>948</i>	<i>1036</i>	<i>1411</i>	<i>205</i>	<i>358</i>	<i>568</i>	<i>696</i>	<i>398</i>	<i>1564</i>	<i>418</i>	<i>932</i>	<i>447</i>	<i>233</i>	<i>343</i>	<i>44</i>
E10F: Would you like to use other drugs?																
1. Never	85.6	80.3	90.4	83.6	95.9	78.6	88.5	87.4	84.8	87.4	80.1	98.6	90.0	85.1	55.5	19.2
2. Seldom	5.9	7.4	4.6	6.6	1.8	7.0	4.4	5.7	7.3	5.7	5.8	0.3	5.5	7.3	19.2	13.3
3. Sometimes	4.9	6.9	3.0	5.5	2.1	8.1	4.4	3.7	4.8	4.2	7.0	0.7	3.3	4.6	14.8	29.4
4. Most times	1.0	1.3	0.6	1.1	-	2.4	0.6	0.6	0.9	1.0	0.7	0.3	-	1.5	2.9	6.8
5. Always	2.6	4.0	1.4	3.2	0.2	3.8	2.2	2.7	2.2	1.6	6.4	0.2	1.2	1.5	7.6	31.3
<i>Item 22100 Subject A05c, C08</i>	<i>N 2037</i>	<i>952</i>	<i>1045</i>	<i>1424</i>	<i>206</i>	<i>359</i>	<i>573</i>	<i>701</i>	<i>404</i>	<i>1578</i>	<i>420</i>	<i>937</i>	<i>448</i>	<i>234</i>	<i>351</i>	<i>45</i>
E10G: Would you like other people to use other drugs?																
1. Never	83.8	78.9	88.3	82.0	91.9	74.3	87.0	85.9	84.0	85.3	78.7	95.6	88.4	81.6	55.9	18.3
2. Seldom	7.2	8.2	6.4	8.1	2.3	11.3	5.1	8.0	5.2	7.4	6.4	2.7	6.2	9.4	18.3	16.4
3. Sometimes	5.0	6.6	3.4	5.7	1.4	8.6	4.5	3.0	5.9	4.4	6.8	0.8	3.3	5.9	14.5	33.0
4. Most times	1.2	1.7	0.7	1.0	2.5	1.2	1.4	0.9	1.4	1.1	1.2	0.6	0.5	0.9	2.8	5.0
5. Always	2.9	4.6	1.3	3.3	1.9	4.7	2.0	2.3	3.5	1.8	6.9	0.3	1.6	2.2	8.5	27.3
<i>Item 22110 Subject A11d, C08</i>	<i>N 2018</i>	<i>946</i>	<i>1037</i>	<i>1410</i>	<i>205</i>	<i>359</i>	<i>568</i>	<i>694</i>	<i>397</i>	<i>1568</i>	<i>416</i>	<i>931</i>	<i>445</i>	<i>234</i>	<i>342</i>	<i>44</i>
E11: If you had ever used marijuana or hashish, do you think that you would have said so in this questionnaire?																
1. No	8.1	9.6	6.5	6.1	17.2	8.2	8.5	7.8	7.9	6.5	12.6	11.3	4.9	4.0	3.9	4.8
2. Not sure	5.3	5.3	5.3	5.2	6.5	3.9	6.0	4.7	6.5	5.7	4.1	8.1	2.9	4.1	2.1	5.4
3. Yes	52.1	48.6	55.8	52.8	53.6	50.2	52.4	55.5	47.6	54.7	44.3	76.8	32.0	38.5	27.0	20.2
4. I did say so	34.5	36.5	32.5	35.9	22.6	37.7	33.2	32.0	38.0	33.1	39.1	3.8	60.3	53.4	67.1	69.6
<i>Item 20800 Subject A15a</i>	<i>N 2028</i>	<i>945</i>	<i>1046</i>	<i>1413</i>	<i>212</i>	<i>359</i>	<i>570</i>	<i>703</i>	<i>396</i>	<i>1559</i>	<i>430</i>	<i>929</i>	<i>453</i>	<i>232</i>	<i>344</i>	<i>45</i>
E12: If you had ever used amphetamines (without a doctor's orders), do you think that you would have said so in this questionnaire?																
1. No	10.4	12.4	8.3	7.7	20.8	8.1	10.6	11.1	11.2	8.2	16.8	10.7	11.8	8.9	7.3	5.3
2. Not sure	6.6	6.4	6.8	6.2	7.7	5.6	7.0	5.4	9.0	6.8	5.9	8.7	4.6	6.3	3.7	9.3
3. Yes	69.6	65.3	73.8	71.4	66.1	72.8	68.7	70.3	66.6	73.1	58.7	76.6	75.7	69.7	50.0	25.8
4. I did say so	13.4	15.9	11.1	14.7	5.4	13.5	13.7	13.2	13.2	11.9	18.6	4.0	8.0	15.2	39.1	59.6
<i>Item 20810 Subject A15a</i>	<i>N 2019</i>	<i>942</i>	<i>1040</i>	<i>1409</i>	<i>211</i>	<i>355</i>	<i>572</i>	<i>698</i>	<i>393</i>	<i>1555</i>	<i>424</i>	<i>932</i>	<i>446</i>	<i>232</i>	<i>340</i>	<i>46</i>
E13: If you had ever used heroin, do you think that you would have said so in this questionnaire?																
1. No	12.0	14.7	9.3	9.2	21.9	10.7	12.8	12.5	11.3	9.1	20.7	11.3	12.4	10.1	12.6	8.6
2. Not sure	7.8	6.8	8.6	7.7	7.7	5.9	7.7	7.0	11.0	8.6	5.7	9.4	6.4	6.1	6.4	8.0
3. Yes	72.1	69.0	74.8	74.8	65.3	77.0	71.1	72.8	67.8	74.7	63.9	75.4	73.6	76.0	66.6	23.2
4. I did say so	8.1	9.4	7.2	8.3	5.1	6.4	8.4	7.7	9.9	7.6	9.7	3.9	7.5	7.8	14.4	60.2
<i>Item 20820 Subject A15a</i>	<i>N 2016</i>	<i>937</i>	<i>1043</i>	<i>1408</i>	<i>210</i>	<i>353</i>	<i>572</i>	<i>697</i>	<i>395</i>	<i>1557</i>	<i>421</i>	<i>929</i>	<i>444</i>	<i>232</i>	<i>343</i>	<i>45</i>

MONITORING THE FUTURE

QUESTIONNAIRE FORM 6 1997	TOTAL	SEX		RACE		REGION				COLLEGE PLANS?		ILLICIT DRUG USE: LIFETIME				
		M	F	White	Black	NE	NC	S	W	Yes	No	None	Mari- juana Only	Few Pills	More Pills	Any Her- oin
<i>N (Weighted No. of Cases):</i>	2686	1222	1342	1738	324	575	711	919	481	1909	616	1184	650	291	438	58
<i>% of Weighted Total:</i>	100.0	45.5	50.0	64.7	12.1	21.4	26.5	34.2	17.9	71.1	22.9	44.1	24.2	10.8	16.3	2.2
A01: How satisfied are you with your life as a whole these days?																
1. Completely dissatisfied	1.7	2.0	1.4	1.1	2.9	2.0	1.9	1.8	1.1	1.8	1.3	1.5	2.1	0.8	1.9	5.6
2. Quite dissatisfied	5.7	5.8	5.6	5.4	6.2	6.1	6.3	3.1	9.3	5.7	6.0	4.6	6.7	4.8	8.0	6.6
3. Somewhat dissatisfied	8.7	7.8	9.0	7.8	10.2	11.2	7.2	8.1	9.5	7.8	10.6	6.3	9.8	11.3	11.4	11.9
4. Neither, or mixed feelings	9.2	8.8	9.4	8.1	8.0	8.7	9.0	9.1	10.4	8.5	11.4	8.3	7.9	10.0	11.4	7.2
5. Somewhat satisfied	24.9	22.0	27.4	24.6	25.5	26.2	23.3	24.7	26.2	24.7	25.4	22.7	26.4	26.5	27.0	29.1
6. Quite satisfied	38.9	40.8	38.4	43.5	32.0	37.3	41.7	41.0	32.5	41.6	33.3	43.8	37.7	36.0	33.9	26.5
7. Completely satisfied	10.8	12.7	8.7	9.4	15.1	8.6	10.6	12.2	11.1	9.8	11.9	12.7	9.2	10.5	6.5	13.1
<i>Item 6840 Subject P01, Q01</i>	<i>N</i> 2590	1167	1320	1688	312	545	695	885	465	1866	581	1153	629	281	423	54
A02: The next questions ask about the kinds of things you might do. How often do you do each of the following?																
A02A: Watch TV																
1. Never	0.9	1.2	0.5	0.7	0.6	1.1	1.1	0.6	1.3	0.7	1.4	1.1	0.6	-	1.1	2.2
2. A few times a year	1.6	1.8	1.1	1.4	0.7	1.8	1.7	1.2	2.0	1.3	1.6	1.4	1.2	1.2	2.0	5.4
3. Once or twice a month	4.8	4.8	5.0	5.8	0.8	7.3	3.3	5.0	3.8	5.5	3.2	4.2	4.1	5.1	6.2	8.5
4. At least once a week	24.8	21.0	28.1	27.3	16.5	24.4	25.7	25.2	23.1	25.6	22.8	22.9	22.9	28.1	29.8	33.3
5. Almost every day	67.8	71.3	65.3	64.8	81.4	65.4	68.3	67.9	69.8	67.0	71.0	70.5	71.2	65.5	60.9	50.7
<i>Item 5820 Subject C07</i>	<i>N</i> 2678	1217	1340	1736	322	574	707	917	480	1906	615	1182	650	291	436	58
A02B: Go to movies																
1. Never	2.7	3.4	1.5	2.4	1.3	2.7	3.6	2.2	2.4	1.8	4.8	2.5	1.6	1.8	5.6	4.7
2. A few times a year	32.4	34.3	30.5	32.2	31.5	42.7	31.0	29.5	28.0	30.7	37.0	34.6	30.7	28.9	30.4	39.3
3. Once or twice a month	57.5	54.5	61.4	59.5	57.3	49.5	58.7	60.3	59.9	59.9	51.8	54.0	63.2	63.4	57.3	44.5
4. At least once a week	6.9	7.0	6.6	5.7	9.2	4.6	6.5	7.7	8.6	7.3	5.8	8.7	4.0	5.4	6.7	9.2
5. Almost every day	0.4	0.7	0.1	0.2	0.7	0.4	0.2	0.2	1.1	0.3	0.7	0.1	0.6	0.5	-	2.2
<i>Item 5830 Subject C07</i>	<i>N</i> 2677	1217	1339	1735	321	573	707	916	481	1904	615	1181	649	291	435	58
A02C: Go to rock concerts																
1. Never	55.6	54.7	55.2	45.8	87.1	50.5	56.1	58.2	55.7	52.4	62.2	67.9	53.3	44.8	33.5	40.9
2. A few times a year	40.0	39.3	41.9	49.1	11.7	42.9	41.0	38.2	38.7	43.3	32.6	30.4	42.6	48.9	56.9	48.9
3. Once or twice a month	3.4	4.7	2.3	4.2	0.7	5.2	2.2	2.9	4.2	3.6	3.3	1.1	3.3	5.2	8.6	8.8
4. At least once a week	0.5	0.8	0.3	0.7	-	1.0	0.2	0.2	0.8	0.4	0.9	0.4	0.4	1.1	0.4	-
5. Almost every day	0.5	0.6	0.3	0.3	0.6	0.4	0.5	0.5	0.5	0.3	0.9	0.2	0.5	-	0.7	1.4
<i>Item 5845 Subject C07</i>	<i>N</i> 2671	1213	1338	1734	320	571	705	916	479	1900	612	1177	647	289	436	58
A02D: Ride around in a car (or motorcycle) just for fun																
1. Never	10.5	10.8	10.3	9.9	8.4	13.5	7.0	10.9	11.4	12.3	4.9	13.2	9.2	6.9	8.4	8.4
2. A few times a year	11.1	9.6	12.8	11.8	8.7	13.5	9.9	10.6	10.9	12.8	7.1	13.4	11.4	10.0	6.6	3.5
3. Once or twice a month	15.9	15.1	17.2	17.4	12.2	16.8	16.4	14.1	17.8	17.2	12.6	17.9	15.8	17.8	11.1	14.8
4. At least once a week	29.2	31.1	27.9	30.4	30.8	24.9	32.9	31.3	25.0	29.2	29.5	30.3	29.7	27.1	25.7	30.6
5. Almost every day	33.2	33.4	31.7	30.4	40.0	31.3	33.8	33.1	34.9	28.4	45.8	25.2	34.1	38.1	48.2	42.7
<i>Item 5850 Subject C07</i>	<i>N</i> 2679	1218	1340	1736	323	573	708	918	481	1904	616	1182	650	289	437	58
A02E: Participate in community affairs or volunteer work																
1. Never	24.3	29.3	18.7	21.8	24.5	26.0	27.9	20.9	23.5	18.5	40.4	17.3	26.1	25.1	36.0	39.2
2. A few times a year	43.3	42.4	44.2	45.0	41.0	45.9	41.7	43.8	41.7	45.0	38.4	43.7	45.1	45.6	38.9	46.0
3. Once or twice a month	19.6	19.3	20.9	21.0	16.8	16.9	18.7	20.9	21.8	22.3	13.2	23.5	17.7	18.5	15.7	12.9
4. At least once a week	9.4	6.4	12.1	8.8	13.9	9.1	8.1	10.7	9.4	10.9	4.4	11.6	9.1	8.8	5.4	2.0
5. Almost every day	3.3	2.6	4.2	3.3	3.7	2.2	3.7	3.7	3.7	3.4	3.6	3.9	2.0	1.9	4.0	-
<i>Item 5860 Subject C07, O02</i>	<i>N</i> 2677	1220	1336	1732	323	575	707	914	481	1907	610	1181	649	291	434	58
A02F: Actively participate in sports, athletics or exercising																
1. Never	10.2	7.3	12.0	9.3	15.0	10.0	10.7	11.0	8.0	7.7	17.1	10.0	9.1	6.1	13.6	14.2
2. A few times a year	12.6	9.1	15.9	10.8	16.7	11.2	13.7	12.0	13.6	10.7	18.3	12.6	11.8	12.9	14.2	4.8
3. Once or twice a month	11.8	9.0	14.4	12.5	10.1	11.3	14.7	11.8	8.3	11.4	14.1	12.3	10.2	13.4	12.7	12.3
4. At least once a week	24.1	23.6	24.9	24.3	19.8	24.2	21.5	24.7	26.8	24.2	21.6	22.2	28.0	27.3	22.8	12.5
5. Almost every day	41.3	51.0	32.8	43.1	38.4	43.2	39.3	40.5	43.2	46.0	28.9	42.9	40.9	40.3	36.6	56.1
<i>Item 5890 Subject C07, T02</i>	<i>N</i> 2676	1218	1338	1734	322	572	707	918	480	1903	614	1178	650	290	436	58

QUESTIONNAIRE FORM 6 1997	TOTAL	SEX		RACE		REGION				COLLEGE PLANS?		ILLICIT DRUG USE: LIFETIME				
		M	F	White	Black	NE	NC	S	W	Yes	No	None	Mari- juana Only	Few Pills	More Pills	Any Her- oin
<i>N (Weighted No. of Cases):</i>	2686	1222	1342	1738	324	575	711	919	481	1909	616	1184	650	291	438	58
<i>% of Weighted Total:</i>	100.0	45.5	50.0	64.7	12.1	21.4	26.5	34.2	17.9	71.1	22.9	44.1	24.2	10.8	16.3	2.2
A02G: Get together with friends informally																
1. Never	1.3	0.7	1.3	0.4	2.7	0.6	1.1	1.3	2.3	1.0	1.2	1.5	0.5	0.9	1.0	3.4
2. A few times a year	3.0	2.5	3.6	2.0	5.6	4.1	2.8	2.6	2.5	2.8	3.8	4.2	2.1	3.1	1.3	1.4
3. Once or twice a month	9.5	8.0	11.0	8.2	10.1	8.8	9.7	10.9	7.2	8.3	13.2	12.4	7.7	7.7	6.8	4.3
4. At least once a week	39.1	37.7	41.0	40.7	38.2	37.1	44.2	38.3	35.5	41.3	34.0	44.2	39.6	33.2	31.4	18.5
5. Almost every day	47.2	51.2	43.1	48.6	43.4	49.4	42.1	46.8	52.5	46.6	47.7	37.7	50.1	55.2	59.5	72.4
<i>Item 5920 Subject C07, M04</i>	<i>N</i> 2667	1211	1335	1731	321	570	701	916	481	1895	613	1176	649	291	432	58
A02H: Go shopping or window-shopping																
1. Never	4.8	8.9	0.3	5.2	1.3	2.9	5.9	5.2	4.7	3.2	8.7	3.5	4.5	3.6	7.4	11.2
2. A few times a year	12.8	20.1	6.0	14.0	7.3	12.5	11.8	11.7	16.4	13.0	11.7	13.9	11.5	9.5	12.7	17.8
3. Once or twice a month	47.8	48.7	47.8	50.0	39.0	49.0	45.4	50.7	44.4	49.7	43.7	48.5	48.2	53.5	45.4	31.0
4. At least once a week	31.7	21.0	41.7	29.0	46.2	33.1	33.7	30.1	30.0	31.2	32.7	31.3	32.5	31.6	31.6	40.0
5. Almost every day	2.9	1.3	4.3	1.8	6.1	2.5	3.2	2.2	4.4	2.9	3.1	2.8	3.4	1.9	2.9	-
<i>Item 5930 Subject C07, F01</i>	<i>N</i> 2676	1215	1340	1735	322	574	707	915	480	1905	612	1182	648	291	434	57
A02I: Spend at least an hour of leisure time alone																
1. Never	5.4	6.2	4.6	4.9	5.9	4.1	7.9	5.0	4.1	4.3	8.6	5.4	6.5	3.8	4.8	5.4
2. A few times a year	7.3	7.5	6.4	6.6	7.6	5.9	8.0	8.5	5.6	6.7	8.6	6.8	6.4	7.7	8.1	8.4
3. Once or twice a month	14.4	14.5	14.6	15.4	10.9	13.2	16.1	13.8	14.3	14.9	12.5	16.1	12.8	10.8	14.0	10.6
4. At least once a week	35.0	34.8	35.9	35.9	32.0	33.9	34.6	35.1	36.5	35.7	33.5	35.6	36.7	39.6	30.3	31.0
5. Almost every day	37.9	37.1	38.5	37.2	43.7	42.9	33.3	37.6	39.4	38.3	36.8	36.1	37.7	38.1	42.7	44.5
<i>Item 5940 Subject C07</i>	<i>N</i> 2683	1220	1342	1737	324	575	708	919	481	1909	615	1184	650	291	436	58
A02J: Read magazines																
1. Never	5.6	6.4	4.1	4.7	8.0	5.6	6.9	5.8	3.1	4.1	8.4	4.1	5.4	4.8	7.8	10.1
2. A few times a year	10.0	11.4	8.8	10.3	11.2	7.9	11.9	11.0	7.8	8.4	14.3	10.1	11.6	9.2	8.4	6.1
3. Once or twice a month	34.4	29.0	39.6	35.9	29.9	35.0	31.5	36.2	34.8	35.0	34.3	31.9	37.9	36.6	35.1	31.2
4. At least once a week	38.7	38.8	38.6	38.4	37.0	37.7	37.3	37.9	43.6	41.1	31.6	40.7	37.4	36.9	38.5	34.3
5. Almost every day	11.3	14.4	8.9	10.7	14.0	13.9	12.4	9.2	10.7	11.4	11.4	13.2	7.7	12.5	10.0	18.3
<i>Item 23070 Subject C07</i>	<i>N</i> 2679	1217	1341	1734	324	574	707	919	480	1906	614	1183	650	290	435	58
A02K: Read newspapers																
1. Never	5.6	5.9	4.9	5.4	4.9	5.1	6.2	5.7	5.2	4.2	8.4	4.2	4.3	4.5	9.3	19.5
2. A few times a year	9.8	8.0	11.1	9.4	10.1	10.4	7.8	10.4	10.7	8.7	12.0	8.6	9.0	12.3	11.8	5.2
3. Once or twice a month	21.0	18.5	22.9	21.2	18.0	21.5	20.5	21.1	20.7	20.2	23.2	18.5	23.8	25.8	19.7	20.0
4. At least once a week	36.0	35.7	37.5	36.2	36.4	33.5	34.7	37.4	38.2	37.6	32.1	38.8	36.8	32.7	31.8	31.8
5. Almost every day	27.6	31.9	23.5	27.8	30.6	29.5	30.9	25.3	25.1	29.3	24.4	30.0	26.1	24.6	27.5	23.6
<i>Item 23080 Subject C07</i>	<i>N</i> 2668	1217	1332	1730	319	573	704	912	478	1899	611	1173	648	291	436	57
A02L: Go to taverns, bars or nightclubs																
1. Never	42.7	39.9	46.4	42.7	41.8	39.5	44.1	40.5	48.8	43.9	40.8	60.2	33.8	22.2	27.1	7.8
2. A few times a year	24.9	24.1	25.1	26.3	19.6	25.7	24.8	24.3	25.2	25.5	22.7	21.6	28.1	30.8	27.0	17.0
3. Once or twice a month	18.5	19.9	17.6	19.0	20.1	20.1	16.0	20.6	16.5	19.0	17.1	10.7	21.7	29.7	25.4	40.4
4. At least once a week	11.6	12.5	10.2	10.0	16.5	13.1	11.8	12.5	8.1	10.1	15.3	6.5	14.1	15.3	16.2	27.0
5. Almost every day	2.2	3.6	0.7	1.9	1.9	1.6	3.3	2.2	1.5	1.5	4.1	1.0	2.3	2.0	4.3	7.7
<i>Item 5960 Subject C07</i>	<i>N</i> 2681	1218	1341	1735	324	574	707	919	481	1907	615	1183	650	291	435	58
A02M: Go to parties or other social affairs																
1. Never	4.5	4.9	3.6	3.4	6.4	3.3	3.9	5.7	4.8	3.3	6.7	7.2	2.5	2.9	1.8	1.9
2. A few times a year	22.5	20.5	25.1	20.0	29.4	24.4	19.1	23.4	23.4	23.0	21.9	32.8	16.6	13.8	12.6	3.2
3. Once or twice a month	34.6	33.1	36.8	34.3	37.4	34.0	33.2	36.4	34.1	37.2	27.1	38.7	37.1	32.2	23.2	24.5
4. At least once a week	34.4	36.6	32.1	38.6	22.8	34.4	36.9	32.8	33.9	33.6	37.7	20.3	40.0	46.6	54.0	55.7
5. Almost every day	3.9	4.9	2.4	3.6	3.9	3.8	6.9	1.8	3.7	2.8	6.6	1.1	3.8	4.4	8.5	14.8
<i>Item 5970 Subject C07</i>	<i>N</i> 2676	1217	1338	1734	324	573	709	913	481	1904	613	1179	649	289	438	58
A02N: Go to video arcades																
1. Never	53.4	38.3	68.1	58.6	39.4	54.0	54.2	54.0	50.3	56.2	46.2	55.1	51.5	56.1	52.9	44.4
2. A few times a year	29.5	37.3	22.1	27.9	38.9	30.1	28.3	29.4	30.6	29.4	30.0	29.8	31.5	26.8	27.5	31.2
3. Once or twice a month	13.1	18.1	8.3	11.4	16.3	11.7	14.8	13.2	12.2	10.9	19.5	11.8	13.1	12.4	16.1	18.8
4. At least once a week	3.3	5.2	1.3	1.8	4.9	3.4	2.3	2.8	5.8	3.0	3.2	2.6	3.4	4.6	3.1	4.2
5. Almost every day	0.7	1.1	0.2	0.2	0.5	0.8	0.4	0.6	1.1	0.5	1.0	0.6	0.4	0.2	0.4	1.4
<i>Item 29620 Subject C07</i>	<i>N</i> 2680	1220	1339	1736	324	574	708	919	478	1909	612	1183	650	291	434	58

QUESTIONNAIRE FORM 6 1997	TOTAL	SEX		RACE		REGION				COLLEGE PLANS?		ILLICIT DRUG USE: LIFETIME				
		M	F	White	Black	NE	NC	S	W	Yes	No	None	Mari- juana Only	Few Pills	More Pills	Any Her- oin
<i>N (Weighted No. of Cases):</i> <i>% of Weighted Total:</i>	2686 100.0	1222 45.5	1342 50.0	1738 64.7	324 12.1	575 21.4	711 26.5	919 34.2	481 17.9	1909 71.1	616 22.9	1184 44.1	650 24.2	291 10.8	438 16.3	58 2.2
The next questions are about your experiences in school.																
A03: How often do you feel that the school work you are assigned is meaningful and important?																
5. Almost always	9.6	8.1	10.9	6.4	18.9	7.8	8.5	11.8	9.1	9.7	8.9	13.1	6.1	8.2	7.0	3.3
4. Often	21.8	20.8	22.2	19.2	28.0	22.2	21.2	21.2	23.4	22.9	15.6	23.9	21.6	17.3	21.5	8.1
3. Sometimes	47.6	46.4	49.5	49.6	44.6	46.2	48.8	49.2	44.7	47.8	49.3	47.6	51.3	52.9	38.8	47.3
2. Seldom	18.4	20.7	16.0	21.9	7.8	20.1	19.3	15.4	20.9	17.8	20.8	13.7	18.4	17.1	29.6	30.2
1. Never	2.6	4.1	1.3	2.9	0.6	3.6	2.2	2.5	2.0	1.8	5.4	1.6	2.6	4.5	3.1	11.0
<i>Item 5700 Subject B01</i>	<i>N 2589</i>	<i>1163</i>	<i>1321</i>	<i>1692</i>	<i>308</i>	<i>561</i>	<i>684</i>	<i>894</i>	<i>450</i>	<i>1854</i>	<i>591</i>	<i>1144</i>	<i>634</i>	<i>282</i>	<i>421</i>	<i>56</i>
A04: How interesting are most of your courses to you?																
5. Very exciting and stimulating	2.5	2.7	2.4	1.0	5.7	2.1	2.1	2.8	3.1	2.5	2.6	3.8	1.3	0.6	1.8	1.1
4. Quite interesting	20.0	19.6	20.9	18.7	20.8	20.0	17.8	22.0	19.7	21.7	14.1	25.3	17.1	17.3	13.0	11.8
3. Fairly interesting	47.0	46.8	47.2	47.3	50.2	46.4	47.5	47.1	46.8	47.3	45.7	46.1	52.4	45.6	45.3	36.2
2. Slightly dull	22.1	21.6	22.8	24.2	17.8	22.9	21.8	21.6	22.7	22.1	23.8	19.7	21.5	25.1	26.4	30.5
1. Very dull	8.3	9.2	6.7	8.7	5.5	8.7	10.7	6.5	7.7	6.3	13.8	5.0	7.8	11.4	13.5	20.4
<i>Item 5710 Subject B01</i>	<i>N 2674</i>	<i>1217</i>	<i>1341</i>	<i>1734</i>	<i>322</i>	<i>573</i>	<i>707</i>	<i>916</i>	<i>478</i>	<i>1906</i>	<i>612</i>	<i>1182</i>	<i>650</i>	<i>289</i>	<i>433</i>	<i>58</i>
A05: How important do you think the things you are learning in school are going to be for your later life?																
5. Very important	18.8	18.6	18.3	14.1	32.4	15.4	16.5	23.1	18.1	19.2	15.9	23.2	15.2	16.2	14.1	8.9
4. Quite important	24.1	23.5	25.4	23.1	25.8	21.3	30.3	22.3	21.7	25.4	20.4	27.9	24.0	20.8	18.9	13.7
3. Fairly important	34.9	36.4	34.4	38.0	29.0	34.0	32.1	35.6	39.0	34.8	36.4	34.1	36.9	38.5	32.2	39.3
2. Slightly important	19.4	17.6	20.3	21.6	12.0	25.6	18.7	15.5	20.3	18.2	22.8	13.1	21.7	20.4	30.4	29.2
1. Not at all important	2.8	3.9	1.6	3.2	0.9	3.8	2.4	3.4	0.9	2.3	4.4	1.6	2.2	4.0	4.5	8.9
<i>Item 5720 Subject B01</i>	<i>N 2671</i>	<i>1215</i>	<i>1340</i>	<i>1732</i>	<i>321</i>	<i>570</i>	<i>706</i>	<i>917</i>	<i>477</i>	<i>1906</i>	<i>609</i>	<i>1181</i>	<i>649</i>	<i>288</i>	<i>433</i>	<i>56</i>
A06: Now thinking back over the past year in school, how often did you . . .																
A06A: Enjoy being in school?																
1. Never	4.5	4.6	3.6	4.3	3.3	5.4	5.4	3.7	4.0	2.6	9.3	2.0	3.9	3.3	10.3	20.3
2. Seldom	17.6	18.4	16.1	19.1	14.6	21.4	15.7	16.3	18.3	16.1	21.8	13.8	17.7	20.6	24.9	14.5
3. Sometimes	41.5	41.4	42.0	41.3	44.9	42.6	42.5	42.5	36.8	41.4	43.0	38.8	46.1	45.1	38.5	45.9
4. Often	27.9	28.1	28.4	28.7	25.4	23.5	27.4	28.1	33.1	30.9	18.4	33.9	27.1	22.6	19.3	17.7
5. Almost always	8.5	7.4	9.8	6.7	11.9	7.2	8.9	9.5	7.8	9.0	7.5	11.5	5.2	8.4	6.9	1.6
<i>Item 23090 Subject B01</i>	<i>N 2684</i>	<i>1222</i>	<i>1341</i>	<i>1738</i>	<i>323</i>	<i>575</i>	<i>709</i>	<i>919</i>	<i>481</i>	<i>1909</i>	<i>615</i>	<i>1183</i>	<i>650</i>	<i>291</i>	<i>438</i>	<i>58</i>
A06B: Hate being in school?																
1. Never	6.3	6.2	6.4	4.9	13.0	5.9	7.4	7.0	4.0	6.2	6.1	9.0	5.0	2.7	4.1	0.8
2. Seldom	24.5	25.6	23.9	23.3	23.8	20.4	24.7	25.6	27.2	27.0	17.6	30.8	20.8	21.4	17.1	16.3
3. Sometimes	35.7	36.6	35.5	36.6	33.4	36.6	34.3	36.3	35.5	36.5	33.9	33.8	39.9	41.6	31.8	29.0
4. Often	24.2	23.1	24.8	26.2	21.3	26.7	22.8	23.2	25.3	23.0	27.9	21.0	25.2	23.6	30.6	33.8
5. Almost always	9.2	8.5	9.3	9.0	8.4	10.5	10.7	7.9	8.0	7.3	14.5	5.4	9.1	10.7	16.4	20.1
<i>Item 23100 Subject B01</i>	<i>N 2683</i>	<i>1222</i>	<i>1341</i>	<i>1738</i>	<i>324</i>	<i>575</i>	<i>709</i>	<i>919</i>	<i>480</i>	<i>1908</i>	<i>616</i>	<i>1183</i>	<i>650</i>	<i>291</i>	<i>438</i>	<i>58</i>
A06C: Try to do your best work in school?																
1. Never	1.3	2.3	0.1	1.3	0.1	1.6	0.8	1.4	1.7	0.9	2.1	0.8	1.1	0.9	1.9	7.3
2. Seldom	7.0	10.1	4.4	7.7	3.5	7.5	6.6	7.0	6.8	6.3	8.5	4.2	8.1	9.1	10.0	12.3
3. Sometimes	25.8	30.0	22.2	27.2	16.8	30.6	26.9	21.2	27.4	24.6	30.5	19.7	32.3	26.2	32.3	39.1
4. Often	34.3	33.6	34.8	33.6	35.4	31.5	32.0	37.2	35.6	34.5	32.5	31.9	35.1	41.6	35.9	23.2
5. Almost always	31.5	24.0	38.5	30.2	44.2	28.8	33.7	33.1	28.4	33.7	26.4	43.3	23.4	22.1	19.9	18.2
<i>Item 23110 Subject B01</i>	<i>N 2675</i>	<i>1215</i>	<i>1340</i>	<i>1733</i>	<i>321</i>	<i>572</i>	<i>709</i>	<i>917</i>	<i>477</i>	<i>1901</i>	<i>615</i>	<i>1180</i>	<i>648</i>	<i>291</i>	<i>434</i>	<i>58</i>
A06D: Find the school work too hard to understand?																
1. Never	15.4	18.3	12.2	14.5	15.7	17.2	13.4	16.6	13.7	16.3	11.6	15.4	16.1	15.7	12.3	20.1
2. Seldom	38.8	37.9	40.1	41.5	33.3	41.7	38.4	37.2	39.1	42.3	29.6	38.4	37.3	37.2	45.9	39.5
3. Sometimes	36.6	33.7	39.3	35.5	41.1	32.7	37.8	37.8	37.3	34.1	44.7	36.5	39.2	39.1	31.0	29.2
4. Often	7.6	8.0	7.1	7.2	8.0	7.2	7.6	7.3	8.5	6.0	11.7	7.8	6.8	7.3	8.8	5.0
5. Almost always	1.6	2.0	1.3	1.3	1.9	1.2	2.8	1.1	1.4	1.3	2.3	1.9	0.7	0.6	2.0	6.3
<i>Item 23120 Subject B01</i>	<i>N 2677</i>	<i>1219</i>	<i>1337</i>	<i>1735</i>	<i>319</i>	<i>575</i>	<i>704</i>	<i>918</i>	<i>481</i>	<i>1902</i>	<i>616</i>	<i>1179</i>	<i>650</i>	<i>291</i>	<i>436</i>	<i>58</i>

QUESTIONNAIRE FORM 6 1997	TOTAL	SEX		RACE		REGION				COLLEGE PLANS?		ILLICIT DRUG USE: LIFETIME				
		M	F	White	Black	NE	NC	S	W	Yes	No	None	Mari- juana Only	Few Pills	More Pills	Any Her- oin
<i>N (Weighted No. of Cases):</i> <i>% of Weighted Total:</i>	2686 100.0	1222 45.5	1342 50.0	1738 64.7	324 12.1	575 21.4	711 26.5	919 34.2	481 17.9	1909 71.1	616 22.9	1184 44.1	650 24.2	291 10.8	438 16.3	58 2.2
A06E: Fool around in class?																
1. Never	9.5	6.2	11.9	7.2	15.7	9.9	9.8	9.8	8.1	9.2	9.1	14.0	4.9	4.8	6.6	8.2
2. Seldom	26.8	22.4	31.7	26.9	30.1	31.3	25.8	27.0	22.6	28.2	22.5	32.3	27.7	22.1	16.2	22.9
3. Sometimes	34.0	33.7	34.1	34.4	28.9	29.3	33.3	35.8	37.0	33.9	34.3	31.3	38.4	38.0	33.6	22.0
4. Often	20.3	24.2	17.1	22.3	17.1	16.9	22.6	19.5	22.3	20.7	20.8	16.4	18.8	23.8	30.0	24.9
5. Almost always	9.4	13.5	5.3	9.2	8.3	12.6	8.5	7.8	10.0	8.1	13.3	6.1	10.2	11.2	13.6	22.0
<i>Item 23130 Subject B01</i>	<i>N 2678</i>	<i>1220</i>	<i>1337</i>	<i>1737</i>	<i>324</i>	<i>573</i>	<i>708</i>	<i>919</i>	<i>478</i>	<i>1908</i>	<i>612</i>	<i>1180</i>	<i>650</i>	<i>291</i>	<i>435</i>	<i>58</i>
A06F: Fail to complete or turn in your assignments?																
1. Never	20.9	15.6	26.4	22.8	18.6	21.5	24.4	20.3	16.5	24.3	13.1	28.3	14.5	21.9	12.3	14.2
2. Seldom	40.6	39.5	41.7	41.5	39.3	36.0	41.8	44.9	36.0	41.2	38.1	42.1	41.4	40.0	38.3	26.8
3. Sometimes	25.7	27.9	23.0	23.1	31.2	28.1	22.6	25.0	28.6	23.9	28.4	20.7	30.3	25.1	28.3	44.9
4. Often	10.5	13.8	7.3	10.4	8.2	11.3	8.6	8.5	16.2	9.1	15.5	7.1	11.7	11.6	17.1	8.8
5. Almost always	2.3	3.3	1.5	2.2	2.7	3.1	2.7	1.4	2.6	1.6	4.9	1.8	2.0	1.4	3.9	5.3
<i>Item 23140 Subject B01</i>	<i>N 2681</i>	<i>1222</i>	<i>1340</i>	<i>1738</i>	<i>322</i>	<i>575</i>	<i>709</i>	<i>916</i>	<i>481</i>	<i>1907</i>	<i>616</i>	<i>1182</i>	<i>650</i>	<i>291</i>	<i>438</i>	<i>58</i>
A06G: Get good grades (like As or Bs)?																
1. Never	2.1	3.3	1.0	2.0	1.5	2.9	1.6	2.1	2.1	1.6	4.1	1.3	1.8	0.4	5.1	5.7
2. Seldom	10.8	13.8	7.1	9.8	12.4	11.7	10.3	9.2	13.8	6.6	21.0	7.3	13.2	11.1	14.6	13.7
3. Sometimes	23.1	25.3	20.4	18.9	33.5	21.9	26.0	21.2	24.0	19.1	32.4	17.9	27.5	24.1	28.0	36.4
4. Often	25.7	26.7	24.9	24.5	29.1	27.6	21.9	28.8	22.9	26.5	24.0	26.2	24.2	26.7	25.9	22.3
5. Almost always	38.2	30.9	46.6	44.8	23.6	35.9	40.3	38.7	37.1	46.2	18.5	47.2	33.3	37.8	26.3	21.9
<i>Item 23150 Subject B01</i>	<i>N 2681</i>	<i>1220</i>	<i>1341</i>	<i>1737</i>	<i>324</i>	<i>573</i>	<i>709</i>	<i>918</i>	<i>481</i>	<i>1907</i>	<i>616</i>	<i>1183</i>	<i>649</i>	<i>291</i>	<i>438</i>	<i>58</i>
A06H: Get sent to the office, or have to stay after school, because you misbehaved?																
1. Never	69.7	60.1	79.8	69.7	71.8	67.5	65.7	73.2	71.6	74.3	57.2	82.3	67.8	59.9	52.7	39.2
2. Seldom	19.3	23.7	14.9	19.7	20.6	20.0	20.8	18.2	18.2	17.8	24.5	13.4	21.3	27.9	25.4	25.7
3. Sometimes	7.7	12.0	3.5	7.8	4.7	7.5	10.1	6.4	6.8	5.6	12.8	2.8	8.1	11.2	14.6	21.2
4. Often	2.0	2.2	1.1	1.8	1.3	2.7	1.9	1.5	2.6	1.4	2.7	0.8	1.7	0.3	4.3	10.5
5. Almost always	1.3	2.0	0.7	1.1	1.6	2.4	1.5	0.7	0.8	0.9	2.8	0.7	1.1	0.6	3.1	3.5
<i>Item 23160 Subject B01, B07</i>	<i>N 2677</i>	<i>1220</i>	<i>1337</i>	<i>1736</i>	<i>321</i>	<i>573</i>	<i>708</i>	<i>915</i>	<i>481</i>	<i>1904</i>	<i>615</i>	<i>1180</i>	<i>649</i>	<i>290</i>	<i>438</i>	<i>58</i>
A06I: Skip a day of school, or part of a day (without permission)?																
1. Never	40.0	37.3	43.6	41.4	45.5	36.9	43.6	45.6	27.6	43.8	30.3	57.0	34.4	25.0	15.8	16.9
2. Seldom	24.7	25.5	23.7	24.4	25.9	24.4	24.5	24.7	25.1	24.5	24.2	22.9	25.3	30.7	26.0	17.1
3. Sometimes	19.9	20.9	19.0	18.8	20.3	23.7	17.4	17.4	23.9	18.9	23.1	13.0	25.0	25.3	27.0	27.5
4. Often	12.1	12.1	11.2	12.2	6.2	11.8	10.5	10.2	18.1	10.5	15.7	5.3	12.3	15.5	24.1	33.2
5. Almost always	3.4	4.2	2.6	3.3	2.0	3.2	3.9	2.1	5.3	2.3	6.7	1.8	3.0	3.6	7.1	5.3
<i>Item 23170 Subject B01, B06</i>	<i>N 2680</i>	<i>1219</i>	<i>1341</i>	<i>1738</i>	<i>324</i>	<i>575</i>	<i>709</i>	<i>915</i>	<i>481</i>	<i>1909</i>	<i>613</i>	<i>1181</i>	<i>650</i>	<i>291</i>	<i>438</i>	<i>58</i>
A07: Now thinking back to the time when you were in fifth and sixth grade, how often did you . . .																
A07A: Enjoy being in school?																
1. Never	6.6	9.1	3.9	6.7	4.5	7.1	8.7	6.2	3.7	4.7	12.3	5.6	4.0	6.4	11.5	20.1
2. Seldom	12.8	14.4	11.6	14.1	8.3	13.9	13.6	12.7	10.4	12.4	15.4	12.0	12.0	14.0	16.1	9.0
3. Sometimes	22.7	26.6	19.6	25.8	12.2	27.2	23.8	19.8	21.0	22.0	24.6	22.3	23.6	26.8	19.4	28.4
4. Often	30.7	28.6	33.1	31.3	25.5	29.2	29.4	28.8	38.1	33.2	24.7	30.0	32.2	28.5	31.9	27.6
5. Almost always	27.2	21.3	31.9	22.2	49.6	22.5	24.5	32.5	26.7	27.6	23.1	30.2	28.2	24.3	21.0	14.9
<i>Item 23270 Subject B01</i>	<i>N 2680</i>	<i>1218</i>	<i>1342</i>	<i>1737</i>	<i>324</i>	<i>573</i>	<i>708</i>	<i>918</i>	<i>480</i>	<i>1908</i>	<i>615</i>	<i>1182</i>	<i>650</i>	<i>290</i>	<i>438</i>	<i>58</i>
A07B: Hate being in school?																
1. Never	19.5	14.5	23.3	14.5	34.7	18.7	16.1	22.3	19.9	19.6	16.3	22.6	19.8	13.9	14.0	12.5
2. Seldom	33.1	31.5	35.2	34.5	34.5	27.0	33.2	34.1	38.1	36.0	26.0	32.3	34.9	33.9	33.9	24.9
3. Sometimes	25.5	26.9	24.1	27.0	17.2	27.5	26.2	24.2	24.5	25.1	26.3	25.0	25.5	29.2	22.8	30.8
4. Often	13.7	16.4	11.3	15.3	7.6	18.0	14.1	11.2	12.5	13.1	16.4	13.4	13.1	15.1	14.5	14.7
5. Almost always	8.3	10.7	6.1	8.7	6.0	8.8	10.3	8.2	5.0	6.2	15.0	6.6	6.8	8.0	14.8	17.2
<i>Item 23280 Subject B01</i>	<i>N 2679</i>	<i>1218</i>	<i>1341</i>	<i>1737</i>	<i>324</i>	<i>573</i>	<i>708</i>	<i>918</i>	<i>480</i>	<i>1907</i>	<i>615</i>	<i>1182</i>	<i>650</i>	<i>290</i>	<i>438</i>	<i>58</i>

QUESTIONNAIRE FORM 6 1997	TOTAL	SEX		RACE		REGION				COLLEGE PLANS?		ILLICIT DRUG USE: LIFETIME				
		M	F	White	Black	NE	NC	S	W	Yes	No	None	Mari- juana Only	Few Pills	More Pills	Any Her- oin
<i>N (Weighted No. of Cases):</i>	2686	1222	1342	1738	324	575	711	919	481	1909	616	1184	650	291	438	58
<i>% of Weighted Total:</i>	100.0	45.5	50.0	64.7	12.1	21.4	26.5	34.2	17.9	71.1	22.9	44.1	24.2	10.8	16.3	2.2
A07C: Try to do your best work in school?																
1. Never	2.0	3.1	0.8	1.8	1.4	2.5	2.4	1.9	0.9	1.3	4.0	1.4	2.3	2.5	1.7	9.4
2. Seldom	5.9	8.2	3.9	6.2	2.3	7.6	4.2	5.6	7.0	5.3	7.3	5.0	5.5	6.6	8.4	10.1
3. Sometimes	20.2	26.4	14.6	21.7	11.4	21.5	22.8	19.6	16.3	18.6	26.5	15.5	24.3	24.9	23.8	27.6
4. Often	28.8	28.6	28.9	28.3	28.2	30.8	28.2	26.1	32.6	27.8	29.7	26.7	26.8	33.4	33.0	27.2
5. Almost always	43.0	33.7	51.7	42.0	56.8	37.6	42.4	46.9	43.2	47.0	32.5	51.5	41.1	32.6	33.1	25.7
<i>Item 23290 Subject B01</i>	<i>N</i> 2672	1215	1338	1734	322	572	708	912	480	1906	611	1178	650	289	438	57
A07D: Find the school work too hard to understand?																
1. Never	28.5	29.0	27.8	27.5	38.7	29.6	26.6	29.9	27.2	32.2	17.3	31.4	29.5	23.2	20.8	41.2
2. Seldom	32.5	30.9	33.5	32.7	28.9	28.9	32.4	32.7	36.4	33.2	30.8	30.7	31.5	34.2	37.3	26.3
3. Sometimes	26.1	24.4	28.2	26.2	24.1	28.8	28.1	23.4	24.8	23.4	33.9	25.8	26.6	27.1	26.9	20.4
4. Often	9.9	11.2	8.7	10.8	6.4	9.1	9.8	11.1	9.0	9.1	12.2	9.2	9.4	13.0	11.7	7.2
5. Almost always	3.0	4.5	1.7	2.9	1.8	3.6	3.0	2.9	2.6	2.2	5.8	2.9	3.1	2.5	3.2	4.9
<i>Item 23300 Subject B01</i>	<i>N</i> 2671	1214	1337	1731	323	570	706	916	479	1899	615	1178	647	289	438	58
A07E: Fool around in class?																
1. Never	21.2	12.7	28.9	19.4	27.8	24.1	21.4	22.9	14.2	22.3	16.6	29.8	16.9	12.3	12.2	14.1
2. Seldom	25.7	20.3	31.7	26.8	23.8	23.6	22.6	28.3	27.5	27.2	22.2	26.9	25.8	26.8	22.7	14.3
3. Sometimes	23.4	25.9	21.0	24.2	21.8	21.7	24.0	22.5	26.1	23.3	24.4	22.0	25.5	24.2	25.2	12.2
4. Often	18.6	24.2	13.8	19.4	16.6	19.6	20.6	16.2	18.8	18.0	20.6	14.9	18.5	24.4	23.2	29.4
5. Almost always	11.2	16.9	4.7	10.3	10.1	10.9	11.4	10.1	13.5	9.2	16.3	6.4	13.3	12.3	16.7	30.0
<i>Item 23310 Subject B01</i>	<i>N</i> 2667	1217	1334	1733	323	570	706	917	474	1902	613	1177	649	290	435	58
A07F: Fail to complete or turn in your assignments?																
1. Never	39.5	31.0	47.2	40.2	44.3	38.7	40.4	41.7	34.8	44.6	25.1	45.1	40.3	34.0	29.5	26.5
2. Seldom	33.5	33.7	33.1	32.4	35.7	32.3	32.7	32.2	38.7	31.9	36.3	34.3	30.4	33.6	33.9	43.4
3. Sometimes	17.2	21.2	13.6	17.0	13.4	18.4	17.7	15.8	17.7	16.1	20.9	13.0	19.6	20.1	23.0	17.4
4. Often	6.8	9.8	4.3	7.3	4.5	6.9	6.1	7.7	5.8	5.8	10.4	5.1	6.7	10.9	8.9	7.1
5. Almost always	3.0	4.3	1.7	3.1	2.1	3.7	3.1	2.6	3.0	1.7	7.3	2.5	3.0	1.4	4.7	5.5
<i>Item 23320 Subject B01</i>	<i>N</i> 2676	1215	1341	1738	324	573	706	918	479	1905	615	1183	650	288	438	57
A07G: Get good grades (like As or Bs)?																
1. Never	2.9	4.4	1.2	2.7	1.9	2.7	3.4	3.3	1.5	1.3	6.1	1.7	3.0	3.6	3.9	11.4
2. Seldom	8.3	11.4	5.2	8.3	7.4	9.7	10.1	6.1	8.1	5.6	16.4	5.6	8.0	10.0	14.4	7.3
3. Sometimes	15.7	18.2	13.4	14.5	14.7	16.8	16.3	15.5	13.8	13.6	20.7	14.3	16.7	19.6	15.1	13.6
4. Often	24.5	24.9	23.3	23.2	25.7	25.6	21.0	25.5	26.7	23.3	28.0	23.7	25.7	19.6	28.5	26.2
5. Almost always	48.6	41.1	56.9	51.4	50.3	45.2	49.2	49.6	50.0	56.2	28.8	54.6	46.6	47.1	38.2	41.5
<i>Item 23330 Subject B01</i>	<i>N</i> 2677	1217	1341	1736	324	572	709	917	478	1906	614	1183	649	289	438	58
A07H: Get sent to the office, or have to stay after school, because you misbehaved?																
1. Never	61.6	46.2	76.7	61.3	63.6	61.5	59.5	65.5	57.2	66.3	50.0	73.9	55.8	54.3	46.7	37.9
2. Seldom	19.7	25.6	14.5	20.8	17.6	18.9	19.6	17.6	24.7	18.4	23.2	15.7	22.2	24.0	22.5	20.4
3. Sometimes	10.1	15.0	5.3	10.0	10.5	9.9	10.0	9.1	12.6	8.9	13.7	6.8	11.5	12.5	15.6	13.3
4. Often	5.3	7.7	2.3	4.9	4.7	5.3	6.7	4.7	4.1	4.2	7.1	1.9	6.6	6.2	9.5	17.6
5. Almost always	3.3	5.5	1.1	3.1	3.6	4.4	4.1	3.1	1.3	2.3	6.0	1.7	3.9	2.9	5.7	10.8
<i>Item 23340 Subject B01, B07</i>	<i>N</i> 2681	1219	1342	1738	324	575	708	918	480	1909	615	1183	650	290	438	58
A07I: Skip a day of school, or part of a day (without permission)?																
1. Never	85.1	80.1	89.8	86.5	87.1	83.5	85.4	87.5	81.6	88.3	76.2	90.6	85.8	83.3	73.1	71.2
2. Seldom	7.9	9.7	6.2	7.3	7.0	8.1	7.5	6.3	11.6	6.9	10.5	5.6	6.7	8.8	14.9	7.2
3. Sometimes	3.7	5.0	2.6	3.1	3.2	4.9	3.2	3.0	4.1	2.8	6.4	1.9	4.2	3.7	6.7	11.0
4. Often	1.5	1.9	0.9	1.1	1.5	1.2	1.5	1.7	1.6	1.2	2.0	0.9	0.9	2.7	2.5	1.3
5. Almost always	1.8	3.3	0.5	2.0	1.2	2.3	2.5	1.5	1.0	0.8	5.0	1.0	2.3	1.5	2.8	9.3
<i>Item 23350 Subject B01, B06</i>	<i>N</i> 2679	1219	1340	1736	324	575	706	918	480	1907	615	1184	648	290	438	58

QUESTIONNAIRE FORM 6 1997	TOTAL	SEX		RACE		REGION				COLLEGE PLANS?		ILLICIT DRUG USE: LIFETIME				
		M	F	White	Black	NE	NC	S	W	Yes	No	None	Mari- juana Only	Few Pills	More Pills	Any Her- oin
<i>N (Weighted No. of Cases):</i> <i>% of Weighted Total:</i>	2686 100.0	1222 45.5	1342 50.0	1738 64.7	324 12.1	575 21.4	711 26.5	919 34.2	481 17.9	1909 71.1	616 22.9	1184 44.1	650 24.2	291 10.8	438 16.3	58 2.2
A08: How often do your parents (or step-parents or guardians) do the following?																
A08A: Check on whether you have done your homework (NOTE: This question was omitted in the questionnaires administered in California, beginning in 1997, due to state requirements.)																
1. Never	38.2	36.9	39.6	41.4	28.7	45.0	37.5	37.5	27.3	37.5	40.9	32.9	36.9	45.6	49.0	52.5
2. Rarely	30.0	29.4	30.6	29.9	32.5	28.6	30.6	30.6	29.5	31.0	28.5	30.5	29.6	29.7	28.9	32.7
3. Sometimes	18.3	19.3	17.6	16.2	22.8	15.2	19.6	17.5	25.3	17.5	20.7	19.2	22.4	14.6	13.2	8.4
4. Often	13.4	14.4	12.2	12.5	16.1	11.3	12.4	14.4	17.9	14.0	9.9	17.5	11.1	10.1	8.8	6.3
<i>Item 25180 Subject M03</i>	<i>N</i> 2429	1087	1236	1622	313	572	708	913	236	1710	573	1079	582	260	399	54
A08B: Provide help with your homework when it's needed (NOTE: This question was omitted in the questionnaires administered in California, beginning in 1997, due to state requirements.)																
1. Never	20.2	24.2	16.6	19.0	21.0	22.2	18.5	21.5	15.4	20.1	20.9	16.5	21.1	24.5	25.8	27.4
2. Rarely	21.0	20.3	21.3	20.2	21.0	22.2	21.0	20.7	19.5	20.5	22.1	20.4	21.5	20.8	22.2	26.9
3. Sometimes	26.5	26.6	26.6	26.3	26.0	26.5	29.5	22.7	31.8	25.7	27.9	30.0	26.6	18.6	21.8	19.7
4. Often	32.3	28.9	35.5	34.5	32.0	29.2	30.9	35.0	33.3	33.7	29.2	33.1	30.9	36.1	30.2	26.0
<i>Item 25190 Subject M03</i>	<i>N</i> 2427	1087	1236	1621	315	571	707	914	236	1710	573	1080	582	260	399	54
A08C: Require you to do work or chores around the home (NOTE: This question was omitted in the questionnaires administered in California, beginning in 1997, due to state requirements.)																
1. Never	7.3	7.7	6.7	6.9	5.5	10.1	7.1	6.3	4.9	6.7	10.1	5.3	7.2	8.9	9.9	19.5
2. Rarely	15.8	17.3	14.4	17.7	9.1	18.3	15.6	15.6	11.4	16.2	16.2	14.3	16.8	18.8	16.7	15.6
3. Sometimes	27.7	29.0	26.6	29.6	22.5	25.8	28.9	27.5	28.9	27.1	28.8	27.1	28.5	25.2	28.1	32.5
4. Often	49.2	46.0	52.2	45.8	62.9	45.7	48.4	50.7	54.8	50.0	44.9	53.3	47.6	47.0	45.2	32.4
<i>Item 25200 Subject M03</i>	<i>N</i> 2424	1086	1234	1621	313	569	707	914	234	1708	572	1079	579	260	398	54
A08D: Limit the amount of time you can spend watching TV (NOTE: This question was omitted in the questionnaires administered in California, beginning in 1997, due to state requirements.)																
1. Never	69.7	65.4	73.1	72.2	74.2	68.6	74.8	68.9	60.5	68.1	76.1	61.5	78.1	72.6	78.1	80.1
2. Rarely	16.2	17.7	15.0	15.9	11.9	15.6	13.4	17.1	22.9	17.6	12.4	20.4	13.6	13.4	11.4	9.2
3. Sometimes	9.4	11.0	8.1	8.3	9.2	9.6	7.4	10.6	10.4	10.3	6.3	12.2	5.6	11.1	6.1	4.5
4. Often	4.6	5.9	3.7	3.6	4.7	6.2	4.3	3.5	6.2	4.0	5.2	5.9	2.8	2.9	4.4	6.2
<i>Item 25210 Subject M03</i>	<i>N</i> 2426	1084	1237	1621	315	571	708	914	233	1709	573	1081	581	260	399	52
A08E: Limit the amount of time you can go out with friends on school nights (NOTE: This question was omitted in the questionnaires administered in California, beginning in 1997, due to state requirements.)																
1. Never	25.4	29.5	21.8	25.6	29.8	24.6	31.0	23.1	19.7	22.8	33.8	24.2	25.5	23.5	27.5	45.1
2. Rarely	20.8	22.1	19.0	21.3	17.0	23.2	16.9	20.3	28.9	21.4	18.4	19.8	23.6	18.7	20.4	18.2
3. Sometimes	27.3	26.5	28.0	26.9	26.2	25.3	27.2	29.5	24.3	28.5	22.7	28.1	25.3	29.8	25.7	21.0
4. Often	26.4	21.8	31.2	26.2	27.0	26.9	24.9	27.1	27.0	27.2	25.1	27.8	25.6	28.0	26.3	15.8
<i>Item 25220 Subject M03</i>	<i>N</i> 2426	1085	1236	1621	315	569	707	915	236	1708	573	1081	580	260	398	54
A09: To what extent have you participated in the following school activities during this school year?																
A09A: School newspaper or yearbook																
1. Not at all	72.7	77.3	68.4	72.1	76.7	67.9	73.5	74.5	74.2	69.4	82.4	70.5	75.4	73.8	73.4	82.2
2. Slight	11.5	10.4	12.2	12.1	13.3	13.9	9.9	12.5	9.2	12.8	8.6	12.7	9.1	13.8	11.3	8.1
3. Moderate	4.7	4.6	5.1	4.7	2.8	6.7	3.7	4.2	4.9	5.5	2.6	4.5	6.6	3.6	3.8	3.5
4. Considerable	3.8	2.7	4.7	3.2	3.5	5.3	4.1	2.4	4.2	4.1	2.2	3.9	4.1	2.7	3.0	2.5
5. Great extent	7.2	4.9	9.6	7.9	3.7	6.2	8.8	6.4	7.5	8.3	4.3	8.5	4.8	6.1	8.5	3.6
<i>Item 22170 Subject B01, C07</i>	<i>N</i> 2675	1221	1339	1736	324	571	708	915	481	1907	615	1182	650	291	435	58

QUESTIONNAIRE FORM 6 1997	TOTAL	SEX		RACE		REGION				COLLEGE PLANS?		ILLICIT DRUG USE: LIFETIME				
		M	F	White	Black	NE	NC	S	W	Yes	No	None	Mari- juana Only	Few Pills	More Pills	Any Her- oin
<i>N (Weighted No. of Cases):</i>	2686	1222	1342	1738	324	575	711	919	481	1909	616	1184	650	291	438	58
<i>% of Weighted Total:</i>	100.0	45.5	50.0	64.7	12.1	21.4	26.5	34.2	17.9	71.1	22.9	44.1	24.2	10.8	16.3	2.2
A09B: Music or other performing arts																
1. Not at all	59.7	65.6	54.7	60.2	58.0	60.1	61.1	55.6	65.3	56.1	71.9	55.5	65.6	60.6	61.7	59.6
2. Slight	8.2	8.8	7.7	7.7	7.9	8.2	6.4	8.9	9.4	8.4	7.2	7.4	7.4	10.1	9.8	13.2
3. Moderate	8.3	7.8	8.5	8.0	7.1	7.4	7.1	10.1	7.9	8.1	8.3	9.0	7.3	5.5	9.3	10.8
4. Considerable	6.5	4.0	8.7	6.2	9.3	7.5	7.5	6.1	4.6	7.6	3.1	6.6	6.4	7.1	6.8	-
5. Great extent	17.2	13.8	20.4	17.9	17.7	16.9	17.9	19.3	12.8	19.8	9.6	21.5	13.3	16.6	12.3	16.3
<i>Item 22180 Subject B01, C07</i>	<i>N</i> 2671	1220	1336	1736	321	571	708	915	478	1906	613	1179	650	291	435	58
A09C: Athletic teams																
1. Not at all	44.8	37.3	51.6	43.8	47.7	47.4	44.2	45.2	42.0	40.5	57.9	43.9	41.5	44.3	53.3	47.2
2. Slight	7.7	7.5	7.9	7.7	7.4	7.4	7.5	7.5	8.9	7.5	9.1	8.9	6.7	7.7	6.0	4.2
3. Moderate	9.4	11.0	8.4	9.2	6.1	8.9	8.3	9.0	12.4	8.8	10.4	9.8	9.6	7.0	10.3	10.7
4. Considerable	10.6	12.8	8.2	10.4	9.6	12.3	9.7	8.9	13.1	11.4	6.5	9.0	12.8	11.0	10.0	8.7
5. Great extent	27.4	31.4	23.9	28.9	29.1	23.9	30.3	29.4	23.6	31.8	16.1	28.4	29.3	30.1	20.4	29.2
<i>Item 22190 Subject B01, C07</i>	<i>N</i> 2670	1220	1335	1733	323	571	708	912	479	1902	615	1182	648	291	432	58
A09D: Academic clubs (e.g., science, math, language)																
1. Not at all	66.3	70.6	61.4	65.9	73.1	69.3	67.2	63.4	67.1	60.1	83.0	60.2	69.8	66.3	74.8	76.3
2. Slight	11.5	11.8	11.6	11.4	9.6	12.0	10.7	11.2	12.8	13.4	6.6	12.4	12.0	12.1	9.4	4.2
3. Moderate	9.6	8.9	10.8	10.5	5.2	10.3	7.1	10.6	10.4	11.3	4.6	11.7	7.2	11.1	7.2	11.7
4. Considerable	6.7	5.3	7.9	6.6	6.1	4.6	7.3	8.0	6.0	8.1	3.2	7.9	6.0	7.1	5.2	1.4
5. Great extent	5.9	3.4	8.3	5.6	5.9	3.9	7.8	6.8	3.6	7.1	2.6	7.8	5.0	3.4	3.4	6.3
<i>Item 23360 Subject B01, C07</i>	<i>N</i> 2671	1221	1336	1734	323	570	708	913	480	1903	615	1179	650	291	435	58
A09E: Student council or government																
1. Not at all	75.3	79.3	71.1	74.7	75.2	75.9	75.9	73.7	76.9	71.5	86.4	74.2	78.3	71.0	76.7	79.6
2. Slight	8.0	7.3	8.7	7.4	8.9	9.3	4.9	9.7	7.9	9.3	3.7	8.0	7.3	11.1	7.6	4.2
3. Moderate	5.1	4.5	5.6	5.4	5.3	5.4	4.4	5.9	4.5	5.3	4.4	5.7	3.7	5.1	5.6	4.5
4. Considerable	4.8	4.0	5.7	5.1	4.5	3.5	6.5	4.4	4.2	5.5	2.8	5.0	4.8	4.7	4.3	1.1
5. Great extent	6.8	4.9	8.8	7.4	6.1	5.9	8.3	6.2	6.5	8.4	2.8	7.1	5.9	8.2	5.8	10.5
<i>Item 23370 Subject B01, C07</i>	<i>N</i> 2671	1218	1339	1735	324	570	707	914	481	1904	615	1181	650	291	433	58
A09F: Other school clubs or activities																
1. Not at all	33.0	39.4	26.0	31.4	34.2	35.2	36.2	27.0	36.9	26.1	51.5	25.2	37.2	33.3	43.4	54.5
2. Slight	12.1	12.2	11.5	12.9	6.8	12.3	11.2	10.0	16.9	12.5	10.8	10.1	13.9	12.6	13.1	15.8
3. Moderate	18.3	19.1	18.1	20.2	11.7	19.8	18.7	17.8	16.8	20.7	12.6	20.1	15.6	22.6	16.3	11.9
4. Considerable	15.7	13.5	18.2	15.9	15.1	16.1	15.4	16.6	14.0	16.3	14.3	17.8	16.1	12.7	13.4	4.9
5. Great extent	20.9	15.8	26.2	19.6	32.2	16.5	18.4	28.5	15.4	24.4	10.9	26.8	17.2	18.8	13.7	12.9
<i>Item 22200 Subject B01, C07</i>	<i>N</i> 2672	1219	1338	1734	324	569	708	914	481	1904	615	1181	650	290	434	58
A10: Have you ever had to repeat a grade in school?																
1. No	86.7	83.2	91.1	89.4	79.9	86.7	86.4	84.6	91.0	91.2	76.8	89.2	85.2	84.1	84.9	84.5
2. Yes, one time	12.1	15.1	8.3	9.8	18.5	12.2	12.3	14.1	8.1	8.5	19.6	10.3	13.4	14.9	12.4	12.1
3. Yes, two or more times	1.2	1.7	0.6	0.8	1.7	1.1	1.3	1.3	0.9	0.3	3.6	0.5	1.3	1.0	2.7	3.4
<i>Item 23530 Subject B01</i>	<i>N</i> 2677	1221	1339	1737	324	572	708	916	480	1907	615	1182	650	291	435	58
A11: Did you ever attend summer school to make up for poor grades or to keep from being held back?																
1. No	77.4	74.2	81.7	83.6	62.3	74.9	81.3	76.4	76.5	82.8	65.2	83.0	75.3	76.6	70.9	55.7
2. Yes, one summer	16.7	18.9	13.7	12.8	26.4	18.7	14.6	16.8	16.9	12.7	25.1	13.9	16.1	15.1	21.9	35.5
3. Yes, two summers	4.6	4.8	3.9	2.9	9.3	5.2	3.2	5.4	4.5	3.5	6.8	2.3	6.5	7.2	5.0	6.9
4. Yes, three or more summers	1.4	2.1	0.8	0.8	1.9	1.3	0.9	1.4	2.1	0.9	2.9	0.9	2.0	1.0	2.1	1.9
<i>Item 23540 Subject B01</i>	<i>N</i> 2673	1219	1339	1737	324	572	708	914	478	1907	612	1182	647	291	436	58
A12: Have you ever been suspended or expelled from school?																
1. No	73.0	66.5	81.6	79.5	52.3	76.2	69.1	74.8	71.4	78.3	61.2	85.4	69.3	68.2	55.2	39.9
2. Yes, one time	16.4	19.1	12.7	12.8	29.4	12.8	18.9	16.7	16.7	14.3	22.1	10.2	19.9	19.6	23.1	30.2
3. Yes, two or more times	10.6	14.4	5.7	7.8	18.2	11.0	12.0	8.5	12.0	7.4	16.7	4.4	10.8	12.2	21.7	30.0
<i>Item 25140 Subject B07</i>	<i>N</i> 2677	1222	1339	1737	324	572	708	917	481	1907	615	1182	650	291	436	58

DESCRIPTIVE RESULTS: 1997

225

QUESTIONNAIRE FORM 6 1997	TOTAL	SEX		RACE		REGION				COLLEGE PLANS?		ILLICIT DRUG USE: LIFETIME				
		M	F	White	Black	NE	NC	S	W	Yes	No	None	Mari- juana Only	Few Pills	More Pills	Any Her- oin
<i>N (Weighted No. of Cases):</i> <i>% of Weighted Total:</i>	2686 100.0	1222 45.5	1342 50.0	1738 64.7	324 12.1	575 21.4	711 26.5	919 34.2	481 17.9	1909 71.1	616 22.9	1184 44.1	650 24.2	291 10.8	438 16.3	58 2.2
A13: During the LAST FOUR WEEKS, on how many days (if any) did you carry a gun to school?																
1. None	96.8	94.3	99.6	97.7	97.1	97.0	96.3	97.5	96.0	98.0	94.4	99.1	98.1	95.4	93.7	78.3
2. One day	0.7	1.2	-	0.5	0.6	0.1	1.0	0.7	0.9	0.3	1.2	0.1	0.2	1.3	2.1	3.5
3. Two days	0.4	0.6	0.2	0.4	-	0.3	0.2	0.3	0.9	0.2	1.1	-	0.2	1.8	0.8	-
4. 3-5 days	0.3	0.7	-	0.2	0.9	0.7	-	0.3	0.4	0.3	0.4	0.2	0.2	0.8	0.6	-
5. 6-9 days	0.1	0.2	-	*	0.4	0.1	*	0.1	-	*	0.3	-	0.2	-	0.2	-
6. 10 or more days	1.7	3.0	0.2	1.2	1.0	1.8	2.4	1.1	1.9	1.2	2.7	0.7	1.0	0.7	2.6	18.2
<i>Item 29590 Subject B07, S01</i>	<i>N 2674</i>	<i>1219</i>	<i>1339</i>	<i>1737</i>	<i>324</i>	<i>570</i>	<i>708</i>	<i>915</i>	<i>480</i>	<i>1905</i>	<i>615</i>	<i>1180</i>	<i>649</i>	<i>291</i>	<i>436</i>	<i>58</i>
A14: During the past 12 months, has anyone made an offer at school to sell or give you an illegal drug (or actually sold or given you one at school)?																
1. No	68.7	61.1	75.9	67.6	80.8	61.1	74.4	72.4	62.3	70.6	62.1	88.1	63.6	51.4	41.6	22.6
2. Yes	31.3	38.9	24.1	32.4	19.2	38.9	25.6	27.6	37.7	29.4	37.9	11.9	36.4	48.6	58.4	77.4
<i>Item 25820 Subject A03a</i>	<i>N 2668</i>	<i>1219</i>	<i>1336</i>	<i>1736</i>	<i>322</i>	<i>570</i>	<i>707</i>	<i>912</i>	<i>479</i>	<i>1903</i>	<i>614</i>	<i>1178</i>	<i>649</i>	<i>291</i>	<i>435</i>	<i>58</i>
A15: In your present school, how vigorous are the teachers and administrators in their attempts to prevent students from . . .																
A15A: Smoking?																
1. Not at all	10.4	10.5	9.5	8.7	10.7	9.5	12.8	6.0	16.4	10.1	11.4	10.2	9.1	8.0	12.3	19.2
2. Slightly	16.1	15.8	16.6	17.2	14.1	14.9	15.0	15.8	20.2	16.7	14.8	16.0	18.7	12.6	15.8	13.7
3. Somewhat	21.3	19.9	22.3	22.3	13.3	22.2	20.2	20.3	23.6	22.3	18.2	20.6	21.3	22.0	21.3	26.2
4. Fairly vigorous	18.8	20.2	18.3	21.5	11.2	25.1	16.6	17.9	16.0	19.7	17.6	17.9	18.9	23.4	19.1	18.7
5. Very vigorous	19.9	19.5	20.2	19.2	27.2	19.5	17.5	26.7	10.8	19.8	19.6	18.9	19.5	22.1	23.2	14.7
8. Don't know	13.5	14.0	13.1	11.1	23.4	8.9	17.9	13.4	13.0	11.3	18.4	16.4	12.5	12.0	8.3	7.5
<i>Item 23550 Subject A10a, B01</i>	<i>N 2666</i>	<i>1219</i>	<i>1336</i>	<i>1736</i>	<i>322</i>	<i>570</i>	<i>707</i>	<i>912</i>	<i>478</i>	<i>1903</i>	<i>615</i>	<i>1180</i>	<i>650</i>	<i>291</i>	<i>435</i>	<i>58</i>
A15B: Drinking?																
1. Not at all	10.7	10.6	10.1	9.7	11.9	10.2	12.6	8.2	13.3	11.2	8.8	10.2	8.6	10.4	12.3	20.0
2. Slightly	13.2	13.6	12.8	13.3	12.8	14.2	12.6	10.4	18.1	13.7	11.9	13.0	15.2	7.6	14.9	17.0
3. Somewhat	17.6	18.1	17.1	18.8	12.0	19.0	16.0	16.8	19.8	18.4	16.3	17.5	16.4	18.6	19.4	9.4
4. Fairly vigorous	14.9	15.1	15.6	17.2	7.8	16.3	15.6	14.2	13.2	15.5	14.0	14.6	14.7	19.1	15.2	11.1
5. Very vigorous	23.6	23.4	23.5	22.4	29.0	22.9	19.5	30.2	18.1	23.6	23.5	23.5	24.0	24.9	23.7	14.1
8. Don't know	20.0	19.3	20.9	18.6	26.6	17.5	23.7	20.2	17.4	17.7	25.5	21.2	21.2	19.4	14.3	28.4
<i>Item 23560 Subject A10a, B01</i>	<i>N 2667</i>	<i>1220</i>	<i>1336</i>	<i>1735</i>	<i>322</i>	<i>570</i>	<i>708</i>	<i>911</i>	<i>478</i>	<i>1902</i>	<i>615</i>	<i>1179</i>	<i>650</i>	<i>291</i>	<i>435</i>	<i>58</i>
A15C: Drug use?																
1. Not at all	8.8	8.4	8.7	7.9	10.1	8.7	10.7	6.5	10.5	9.1	7.7	8.9	7.1	8.3	9.8	10.4
2. Slightly	10.8	10.3	11.0	11.2	9.4	11.8	10.8	8.9	12.9	11.3	9.9	10.0	11.1	11.3	10.1	28.2
3. Somewhat	15.9	16.1	15.5	16.7	10.3	16.3	13.8	14.1	21.8	16.8	13.7	14.6	14.4	19.3	20.1	3.5
4. Fairly vigorous	16.5	17.5	16.6	18.5	10.7	19.8	16.1	14.5	16.8	18.0	13.0	15.0	19.5	16.6	17.7	17.1
5. Very vigorous	29.7	30.0	28.8	27.9	36.7	27.7	25.5	37.6	23.0	29.1	30.3	30.4	29.0	30.3	28.9	21.2
8. Don't know	18.4	17.7	19.4	17.8	22.7	15.7	23.0	18.3	15.0	15.7	25.4	21.0	19.0	14.2	13.4	19.6
<i>Item 23570 Subject A10a, B01</i>	<i>N 2663</i>	<i>1217</i>	<i>1335</i>	<i>1735</i>	<i>322</i>	<i>570</i>	<i>707</i>	<i>909</i>	<i>477</i>	<i>1900</i>	<i>615</i>	<i>1178</i>	<i>649</i>	<i>291</i>	<i>435</i>	<i>58</i>
A16: How severe do you think the consequences would be for a student in your school who gets caught . . .																
A16A: Smoking?																
1. No consequences	5.0	3.9	5.7	3.8	3.6	5.4	2.0	3.1	12.3	5.3	4.5	4.1	5.8	5.2	5.5	3.2
2. Mild	36.9	38.6	35.7	41.4	24.4	39.3	37.8	33.1	40.2	39.1	33.2	34.8	39.5	34.5	41.2	48.3
3. Moderate	35.9	35.2	37.0	39.1	26.8	39.5	38.9	36.0	27.1	35.3	39.4	35.2	34.1	43.9	38.1	32.1
4. Severe	14.8	15.4	14.5	11.9	33.3	10.5	14.1	19.6	11.7	14.1	15.6	16.1	15.5	11.5	11.2	13.0
8. Don't know	7.4	6.9	7.1	3.9	12.0	5.2	7.2	8.2	8.7	6.3	7.2	9.7	5.1	5.0	4.0	3.4
<i>Item 23580 Subject A10a, B01</i>	<i>N 2664</i>	<i>1218</i>	<i>1334</i>	<i>1733</i>	<i>320</i>	<i>570</i>	<i>706</i>	<i>913</i>	<i>475</i>	<i>1901</i>	<i>613</i>	<i>1176</i>	<i>650</i>	<i>291</i>	<i>436</i>	<i>58</i>
A16B: Using (or possessing) alcohol?																
1. No consequences	1.1	1.4	0.6	0.6	1.2	1.3	0.5	0.9	2.1	1.2	1.0	0.8	0.7	0.4	1.4	6.3
2. Mild	7.1	6.8	7.4	6.8	7.5	8.0	8.6	5.3	7.5	7.2	6.7	8.3	5.9	5.2	7.4	9.1
3. Moderate	28.8	29.6	28.3	30.6	20.8	28.1	31.6	25.1	32.7	30.8	25.8	28.1	28.1	30.9	30.6	31.1
4. Severe	53.5	54.1	53.4	55.7	57.3	52.5	49.6	60.1	47.7	52.6	55.9	51.0	58.0	55.3	54.6	46.3
8. Don't know	9.5	8.0	10.2	6.2	13.1	10.2	9.7	8.6	9.9	8.2	10.7	11.7	7.3	8.2	6.0	7.3
<i>Item 23590 Subject A10a, B01</i>	<i>N 2662</i>	<i>1216</i>	<i>1334</i>	<i>1733</i>	<i>320</i>	<i>570</i>	<i>705</i>	<i>913</i>	<i>475</i>	<i>1901</i>	<i>613</i>	<i>1176</i>	<i>650</i>	<i>291</i>	<i>436</i>	<i>58</i>

*=less than .05 percent.

QUESTIONNAIRE FORM 6 1997	TOTAL	SEX		RACE		REGION				COLLEGE PLANS?		ILLICIT DRUG USE: LIFETIME				
		M	F	White	Black	NE	NC	S	W	Yes	No	None	Mari- juana Only	Few Pills	More Pills	Any Her- oin
<i>N (Weighted No. of Cases):</i>	2686	1222	1342	1738	324	575	711	919	481	1909	616	1184	650	291	438	58
<i>% of Weighted Total:</i>	100.0	45.5	50.0	64.7	12.1	21.4	26.5	34.2	17.9	71.1	22.9	44.1	24.2	10.8	16.3	2.2
A16C: Using (or possessing) an illegal drug?																
1. No consequences	0.9	1.1	0.4	0.1	1.9	1.2	0.6	0.4	1.7	0.7	1.3	0.6	0.6	0.3	0.9	8.5
2. Mild	3.7	3.4	4.0	3.2	5.1	4.5	3.2	3.2	4.3	3.8	3.7	4.9	2.3	4.5	2.0	5.2
3. Moderate	11.6	10.3	13.0	12.9	7.5	13.7	12.9	8.1	13.7	12.7	9.5	9.8	9.5	16.9	15.6	17.2
4. Severe	74.6	75.8	74.0	76.9	74.3	71.0	72.5	81.3	69.2	74.9	75.3	74.2	80.0	70.6	73.8	63.8
8. Don't know	9.3	9.3	8.6	6.9	11.2	9.6	10.7	7.0	11.0	8.0	10.3	10.5	7.6	7.8	7.8	5.3
<i>Item 23600 Subject A10a, B01</i>	<i>N</i> 2663	1215	1336	1733	320	570	705	913	476	1900	615	1176	650	291	436	58
A17: The next questions ask for your opinions on the effects of using certain drugs and other substances. How much do you think people risk harming themselves (physically or in other ways), if they . . .																
A17A: Smoke one or more packs of cigarettes per day																
1. No risk	2.0	2.5	0.9	1.1	3.2	2.3	2.3	1.8	1.6	1.4	2.6	1.6	1.5	0.9	3.0	10.5
2. Slight risk	7.2	6.7	7.2	7.6	6.7	6.5	7.9	7.4	6.5	6.2	10.4	4.9	7.4	9.3	11.8	4.7
3. Moderate risk	24.9	29.5	21.5	28.8	14.6	25.5	29.8	23.7	19.5	23.5	30.7	19.5	27.4	28.8	33.3	36.8
4. Great risk	63.6	58.6	68.8	61.1	71.1	64.2	57.9	64.6	69.7	67.5	52.7	70.9	63.0	58.8	50.3	45.6
5. Can't say, drug unfamiliar	2.2	2.7	1.5	1.4	4.5	1.5	2.1	2.4	2.7	1.5	3.6	3.1	0.7	2.2	1.6	2.4
<i>Item 12360 Subject A14a</i>	<i>N</i> 2660	1219	1330	1733	320	570	705	910	476	1898	614	1178	648	291	435	58
A17B: Try marijuana once or twice																
1. No risk	33.9	37.5	30.0	37.0	27.2	41.3	32.1	28.0	39.2	33.0	37.3	12.2	46.2	52.4	57.5	68.9
2. Slight risk	35.6	34.6	37.1	37.8	30.4	33.6	37.0	37.3	32.7	38.0	29.2	37.9	40.4	27.8	31.2	18.8
3. Moderate risk	13.9	11.9	16.3	12.4	14.3	11.8	15.3	13.9	14.1	13.9	14.6	21.9	7.1	10.5	5.9	8.8
4. Great risk	13.2	12.2	13.7	10.5	21.5	10.9	12.6	16.9	9.6	12.2	14.8	22.3	5.3	5.8	5.0	3.4
5. Can't say, drug unfamiliar	3.4	3.8	3.0	2.3	6.7	2.4	3.1	3.9	4.3	2.8	4.2	5.7	1.1	3.4	0.4	-
<i>Item 12370 Subject A14a</i>	<i>N</i> 2664	1219	1334	1736	322	570	706	913	476	1901	615	1180	648	291	436	58
A17C: Smoke marijuana occasionally																
1. No risk	13.8	16.0	10.6	14.5	13.0	16.7	12.9	11.8	15.4	13.0	15.4	3.4	15.5	20.1	29.9	51.5
2. Slight risk	26.6	27.9	25.7	29.4	21.2	31.1	22.8	24.4	31.1	27.2	26.2	14.5	38.2	33.8	37.3	29.1
3. Moderate risk	34.3	33.2	36.1	36.6	28.0	33.1	38.2	34.0	30.5	35.6	32.5	40.2	34.3	29.3	24.5	16.2
4. Great risk	22.0	19.4	24.7	17.3	32.4	16.7	23.0	26.4	18.6	21.7	21.8	36.6	10.9	13.3	8.0	2.4
5. Can't say, drug unfamiliar	3.3	3.4	2.9	2.1	5.4	2.4	3.1	3.4	4.4	2.5	4.2	5.4	1.0	3.4	0.4	0.8
<i>Item 12380 Subject A14a</i>	<i>N</i> 2662	1220	1332	1736	321	570	705	911	476	1900	614	1180	646	291	436	58
A17D: Smoke marijuana regularly																
1. No risk	5.5	7.2	3.2	4.7	7.1	6.8	5.4	4.4	6.5	4.6	7.2	2.2	5.0	5.7	11.8	25.4
2. Slight risk	10.9	12.9	8.6	12.0	9.1	12.2	9.2	11.8	10.0	10.2	12.3	2.5	13.7	17.6	22.6	26.1
3. Moderate risk	22.2	23.7	21.3	23.8	17.8	26.5	17.7	19.4	28.8	22.8	21.5	12.9	31.6	26.9	28.6	28.2
4. Great risk	58.1	52.7	64.0	57.2	60.0	51.9	64.5	60.8	50.8	59.9	54.3	77.1	48.4	46.4	36.3	19.5
5. Can't say, drug unfamiliar	3.3	3.6	2.9	2.2	6.0	2.5	3.2	3.6	3.9	2.4	4.8	5.2	1.3	3.4	0.7	0.8
<i>Item 12390 Subject A14a</i>	<i>N</i> 2662	1219	1333	1734	321	571	705	913	474	1899	615	1179	648	291	435	58
A17E: Try cocaine once or twice																
1. No risk	4.8	5.5	3.6	4.2	5.7	4.5	5.7	4.4	4.9	3.9	6.6	2.6	3.6	3.1	11.0	21.0
2. Slight risk	14.9	15.5	14.6	17.5	7.3	17.2	17.8	11.2	14.8	14.8	15.5	12.9	9.5	18.4	24.3	33.3
3. Moderate risk	21.8	23.3	20.5	22.8	10.1	23.6	22.7	19.8	22.0	22.2	21.4	22.0	21.3	24.7	20.3	22.4
4. Great risk	52.2	48.9	55.2	51.0	65.6	49.7	47.4	58.3	50.3	54.1	47.1	54.9	59.3	47.7	41.2	23.3
5. Can't say, drug unfamiliar	6.4	6.7	5.9	4.5	11.3	5.0	6.5	6.3	8.0	5.0	9.5	7.6	6.4	6.0	3.1	-
<i>Item 12490 Subject A14a</i>	<i>N</i> 2657	1214	1332	1730	320	568	706	908	475	1898	612	1179	643	291	435	58
A17F: Take one or two drinks nearly every day																
1. No risk	9.6	13.2	5.0	9.7	8.3	9.9	12.0	9.2	6.5	7.6	14.3	4.9	10.5	10.1	17.2	25.5
2. Slight risk	20.7	24.4	17.6	21.9	16.3	21.2	20.9	20.5	20.1	19.4	26.3	16.4	23.7	28.0	22.0	32.0
3. Moderate risk	33.7	34.2	33.9	36.8	27.4	35.0	36.9	31.1	32.3	35.0	30.2	34.4	35.8	31.3	33.2	30.8
4. Great risk	33.4	24.8	42.0	30.3	42.2	32.7	27.6	36.4	37.5	36.4	24.6	40.5	28.7	30.0	26.4	11.7
5. Can't say, drug unfamiliar	2.6	3.3	1.6	1.2	5.7	1.3	2.6	2.9	3.6	1.6	4.7	3.9	1.2	0.6	1.1	-
<i>Item 12520 Subject A14a</i>	<i>N</i> 2665	1220	1334	1735	322	571	708	912	475	1901	614	1181	646	291	436	58

DESCRIPTIVE RESULTS: 1997

227

QUESTIONNAIRE FORM 6 1997	TOTAL	SEX		RACE		REGION				COLLEGE PLANS?		ILLICIT DRUG USE: LIFETIME				
		M	F	White	Black	NE	NC	S	W	Yes	No	None	Mari- juana Only	Few Pills	More Pills	Any Her- oin
<i>N (Weighted No. of Cases):</i>	2686	1222	1342	1738	324	575	711	919	481	1909	616	1184	650	291	438	58
<i>% of Weighted Total:</i>	100.0	45.5	50.0	64.7	12.1	21.4	26.5	34.2	17.9	71.1	22.9	44.1	24.2	10.8	16.3	2.2
A17G: Take four or five drinks nearly every day																
1. No risk	3.7	5.3	1.5	3.0	4.5	3.6	5.6	2.9	2.4	1.8	7.8	2.9	2.9	2.0	5.7	14.9
2. Slight risk	7.0	9.1	4.7	7.2	5.8	5.7	8.8	6.8	6.1	5.5	11.1	3.5	8.9	9.8	10.4	15.6
3. Moderate risk	19.2	22.9	16.0	20.9	11.9	19.7	20.8	18.2	18.1	17.9	24.3	14.7	20.0	23.7	25.9	32.7
4. Great risk	67.5	59.3	76.3	67.7	72.3	69.4	62.1	69.0	70.4	73.2	51.8	75.2	67.0	62.3	57.1	36.8
5. Can't say, drug unfamiliar	2.6	3.5	1.6	1.3	5.5	1.6	2.6	3.1	3.0	1.6	5.0	3.7	1.2	2.2	0.9	-
<i>Item 12530 Subject A14a</i>	<i>N 2664</i>	<i>1220</i>	<i>1332</i>	<i>1735</i>	<i>320</i>	<i>568</i>	<i>708</i>	<i>913</i>	<i>475</i>	<i>1899</i>	<i>615</i>	<i>1180</i>	<i>646</i>	<i>291</i>	<i>436</i>	<i>58</i>
A17H: Have five or more drinks once or twice each weekend																
1. No risk	7.6	9.8	4.0	7.2	6.3	7.9	8.8	6.8	7.2	5.5	11.9	3.1	8.1	7.2	15.6	31.2
2. Slight risk	18.1	21.6	14.9	21.1	8.7	21.0	19.0	14.8	19.6	18.0	19.3	10.2	21.2	26.7	27.2	32.8
3. Moderate risk	30.9	31.5	31.4	32.9	20.9	31.5	29.7	30.0	33.6	31.5	30.7	27.2	35.3	37.2	32.8	22.6
4. Great risk	40.8	33.6	48.1	37.4	57.6	38.3	40.1	45.1	36.7	43.4	33.3	55.6	34.4	27.4	23.9	13.3
5. Can't say, drug unfamiliar	2.6	3.4	1.5	1.4	6.4	1.3	2.4	3.3	2.9	1.5	4.8	4.0	1.1	1.4	0.5	-
<i>Item 12540 Subject A14a</i>	<i>N 2663</i>	<i>1218</i>	<i>1333</i>	<i>1734</i>	<i>321</i>	<i>569</i>	<i>705</i>	<i>913</i>	<i>476</i>	<i>1901</i>	<i>614</i>	<i>1180</i>	<i>647</i>	<i>291</i>	<i>436</i>	<i>58</i>
A17I: Take steroids for body-building or improved athletic performance																
1. No risk	2.4	2.8	1.4	1.0	4.7	2.3	2.9	1.9	2.8	1.2	4.5	2.1	1.8	0.9	3.5	6.9
2. Slight risk	4.7	6.3	2.9	5.2	1.9	4.9	4.8	4.9	3.9	4.5	5.2	3.7	5.1	4.5	7.2	2.3
3. Moderate risk	18.1	20.5	15.9	21.0	6.6	17.5	18.8	18.5	16.9	18.4	17.1	17.4	15.4	21.5	20.4	26.5
4. Great risk	67.2	62.2	73.2	66.1	75.2	69.4	64.9	66.9	68.4	69.6	63.0	68.5	70.9	64.9	63.9	52.9
5. Can't say, drug unfamiliar	7.6	8.2	6.6	6.7	11.7	5.9	8.6	7.7	7.9	6.4	10.3	8.2	6.8	8.1	4.9	11.5
<i>Item 24510 Subject A14a</i>	<i>N 2663</i>	<i>1221</i>	<i>1331</i>	<i>1735</i>	<i>322</i>	<i>571</i>	<i>707</i>	<i>912</i>	<i>473</i>	<i>1901</i>	<i>612</i>	<i>1180</i>	<i>648</i>	<i>290</i>	<i>434</i>	<i>58</i>
A17J: Take MDMA (ecstasy) once or twice																
1. No risk	5.8	6.5	4.3	5.6	5.1	6.7	6.5	4.4	6.1	4.5	7.9	2.5	3.8	5.1	14.4	27.8
2. Slight risk	12.0	14.8	10.2	13.8	2.8	17.4	10.7	9.6	12.2	12.5	11.9	5.3	10.4	20.9	25.7	30.4
3. Moderate risk	17.4	17.7	17.9	19.9	4.3	23.2	13.5	15.6	20.0	17.9	18.0	13.8	18.6	25.8	21.8	8.8
4. Great risk	33.8	28.9	38.0	32.6	37.0	31.3	30.3	37.0	35.6	35.2	30.5	39.2	34.4	30.1	23.4	13.4
5. Can't say, drug unfamiliar	31.0	32.2	29.7	28.1	50.8	21.4	39.0	33.3	26.1	30.0	31.7	39.2	32.8	18.2	14.6	19.5
<i>Item 23040 Subject A14a</i>	<i>N 2659</i>	<i>1219</i>	<i>1329</i>	<i>1735</i>	<i>319</i>	<i>567</i>	<i>707</i>	<i>912</i>	<i>473</i>	<i>1900</i>	<i>612</i>	<i>1176</i>	<i>648</i>	<i>291</i>	<i>433</i>	<i>58</i>
A18: Individuals differ in whether or not they disapprove of people doing certain things. Do YOU disapprove of people (who are 18 or older) doing each of the following?																
A18A: Smoking one or more packs of cigarettes per day (NOTE: This question was omitted in the questionnaires administered in California, from 1997 through 2001.)																
1. Don't disapprove	41.0	43.5	38.2	44.7	28.5	41.6	46.4	38.1	34.5	36.8	54.2	23.2	49.0	52.2	63.0	78.8
2. Disapprove	35.0	34.2	36.5	35.1	35.1	34.4	33.1	36.3	37.4	36.3	30.6	42.8	31.6	34.8	23.0	17.3
3. Strongly disapprove	24.0	22.2	25.4	20.2	36.3	24.0	20.4	25.7	28.1	26.9	15.2	34.0	19.4	12.9	14.0	3.9
<i>Item 8560 Subject A11a</i>	<i>N 2416</i>	<i>1083</i>	<i>1232</i>	<i>1618</i>	<i>314</i>	<i>569</i>	<i>703</i>	<i>911</i>	<i>233</i>	<i>1704</i>	<i>573</i>	<i>1072</i>	<i>582</i>	<i>261</i>	<i>400</i>	<i>54</i>
A18B: Trying marijuana once or twice																
1. Don't disapprove	53.9	55.8	51.9	58.6	42.4	64.0	48.5	46.9	63.2	54.7	53.7	25.5	73.8	72.5	83.5	91.8
2. Disapprove	25.2	24.0	27.1	22.9	31.8	21.0	29.4	25.7	23.2	24.5	26.5	36.9	19.2	21.0	9.6	5.5
3. Strongly disapprove	20.8	20.2	21.0	18.6	25.9	15.0	22.1	27.3	13.5	20.8	19.7	37.6	7.0	6.6	6.9	2.6
<i>Item 8570 Subject A11a</i>	<i>N 2659</i>	<i>1216</i>	<i>1335</i>	<i>1734</i>	<i>322</i>	<i>569</i>	<i>702</i>	<i>910</i>	<i>478</i>	<i>1900</i>	<i>614</i>	<i>1175</i>	<i>650</i>	<i>291</i>	<i>436</i>	<i>58</i>
A18C: Smoking marijuana occasionally																
1. Don't disapprove	40.0	43.8	35.5	42.0	35.6	49.5	33.5	34.1	49.3	39.0	43.9	14.3	54.2	54.5	70.8	85.2
2. Disapprove	29.5	28.1	31.6	29.9	30.0	27.2	32.4	29.9	27.4	29.9	29.0	33.9	32.5	29.2	17.9	12.2
3. Strongly disapprove	30.5	28.2	32.8	28.1	34.4	23.3	34.0	36.0	23.3	31.1	27.1	51.8	13.2	16.3	11.3	2.6
<i>Item 8580 Subject A11a</i>	<i>N 2654</i>	<i>1212</i>	<i>1331</i>	<i>1730</i>	<i>320</i>	<i>566</i>	<i>700</i>	<i>910</i>	<i>478</i>	<i>1895</i>	<i>611</i>	<i>1171</i>	<i>648</i>	<i>290</i>	<i>436</i>	<i>58</i>

MONITORING THE FUTURE

QUESTIONNAIRE FORM 6 1997	TOTAL	SEX		RACE		REGION				COLLEGE PLANS?		ILLCIT DRUG USE: LIFETIME				
		M	F	White	Black	NE	NC	S	W	Yes	No	None	Mari- juana Only	Few Pills	More Pills	Any Her- oin
<i>N (Weighted No. of Cases):</i>	2686	1222	1342	1738	324	575	711	919	481	1909	616	1184	650	291	438	58
<i>% of Weighted Total:</i>	100.0	45.5	50.0	64.7	12.1	21.4	26.5	34.2	17.9	71.1	22.9	44.1	24.2	10.8	16.3	2.2
A18D: Smoking marijuana regularly																
1. Don't disapprove	23.5	28.8	18.1	23.1	26.0	28.2	20.7	20.2	28.6	21.0	31.1	7.1	28.1	29.5	48.5	71.3
2. Disapprove	26.8	27.3	26.6	27.5	25.6	27.1	28.0	25.4	27.6	26.7	27.4	20.6	36.6	34.1	26.2	21.2
3. Strongly disapprove	49.6	43.9	55.4	49.3	48.5	44.7	51.3	54.4	43.9	52.3	41.4	72.3	35.3	36.4	25.3	7.5
<i>Item 8590 Subject A11a</i>	<i>N</i> 2659	1218	1334	1732	323	568	704	909	478	1898	615	1176	648	290	435	58
A18E: Trying cocaine once or twice																
1. Don't disapprove	14.0	16.8	11.2	14.8	8.7	14.6	17.2	10.2	15.6	12.8	17.5	8.0	9.6	14.8	30.7	43.0
2. Disapprove	26.2	24.1	28.8	26.6	20.3	29.2	26.8	21.0	32.1	25.9	27.4	21.7	27.6	34.5	31.8	30.1
3. Strongly disapprove	59.8	59.2	60.1	58.5	71.0	56.2	56.1	68.8	52.3	61.3	55.1	70.3	62.7	50.8	37.5	26.9
<i>Item 08690 Subject A11a</i>	<i>N</i> 2649	1214	1325	1724	321	566	703	904	476	1886	614	1172	643	291	432	57
A18F: Taking one or two drinks nearly every day																
1. Don't disapprove	33.5	41.7	25.1	36.0	25.1	36.4	36.4	30.6	31.2	31.3	40.1	23.0	36.5	38.0	48.0	74.6
2. Disapprove	38.7	33.5	43.9	38.8	37.9	36.2	40.6	38.7	39.1	38.7	38.8	38.6	42.2	40.2	36.4	21.5
3. Strongly disapprove	27.8	24.8	31.0	25.2	37.0	27.4	23.0	30.7	29.8	30.0	21.2	38.5	21.3	21.8	15.6	3.9
<i>Item 8720 Subject A11a</i>	<i>N</i> 2660	1217	1332	1733	323	567	703	912	478	1897	615	1174	649	291	436	58
A18G: Taking four or five drinks nearly every day																
1. Don't disapprove	15.1	21.5	8.7	15.0	12.7	15.4	18.0	13.2	14.0	12.4	23.2	8.4	16.4	16.1	25.4	40.2
2. Disapprove	30.4	31.4	29.7	32.3	24.3	26.5	35.3	30.1	28.3	29.0	34.6	25.0	32.7	35.2	36.9	38.9
3. Strongly disapprove	54.5	47.1	61.7	52.7	63.0	58.1	46.7	56.7	57.7	58.5	42.1	66.5	50.9	48.7	37.7	20.9
<i>Item 8730 Subject A11a</i>	<i>N</i> 2660	1215	1334	1733	322	567	703	911	478	1899	614	1173	649	291	436	58
A18H: Having five or more drinks once or twice each weekend																
1. Don't disapprove	36.3	42.7	29.7	41.3	20.8	40.7	39.6	31.5	35.4	34.3	42.5	18.7	45.1	49.2	58.7	68.2
2. Disapprove	29.4	28.1	31.2	29.3	27.0	28.9	29.3	29.5	29.8	30.3	28.5	30.1	30.7	29.8	25.1	24.1
3. Strongly disapprove	34.3	29.2	39.0	29.4	52.2	30.3	31.1	39.0	34.8	35.4	29.0	51.2	24.2	21.0	16.2	7.7
<i>Item 8740 Subject A11a</i>	<i>N</i> 2658	1218	1332	1732	323	567	703	909	478	1898	615	1176	648	291	435	58
A18I: Taking steroids for body-building or improved athletic performance																
1. Don't disapprove	8.6	12.5	4.5	7.8	8.4	10.6	10.5	6.3	7.7	7.2	12.1	6.7	8.1	6.7	11.5	18.3
2. Disapprove	26.8	27.0	26.9	29.3	20.4	25.6	29.1	25.4	27.4	26.0	29.6	21.9	25.0	35.3	37.2	38.1
3. Strongly disapprove	64.6	60.5	68.5	62.9	71.2	63.8	60.3	68.4	64.8	66.7	58.3	71.4	66.8	58.0	51.3	43.6
<i>Item 24520 Subject A11a</i>	<i>N</i> 2654	1214	1329	1730	322	567	702	913	472	1893	613	1172	647	291	433	58
A18J: Trying heroin once or twice without using a needle																
1. Don't disapprove	7.7	10.0	5.2	7.7	6.9	10.1	9.6	5.0	7.4	7.2	8.8	5.5	6.2	6.8	11.7	38.7
2. Disapprove	18.9	19.4	18.9	19.8	14.4	19.7	21.2	15.4	21.3	18.3	22.5	16.7	17.1	20.1	25.0	33.4
3. Strongly disapprove	73.3	70.5	75.9	72.5	78.7	70.2	69.2	79.6	71.3	74.5	68.7	77.8	76.7	73.1	63.3	27.9
<i>Item 29690 Subject A11a</i>	<i>N</i> 2655	1215	1332	1730	322	565	702	910	478	1897	613	1175	648	289	436	58
A18K: Taking heroin occasionally without using a needle																
1. Don't disapprove	5.6	8.6	2.6	4.9	6.7	7.0	6.5	3.6	6.3	5.0	7.3	4.1	5.0	4.8	6.9	24.4
2. Disapprove	13.9	15.0	13.1	14.7	10.8	14.8	16.0	11.3	14.7	12.8	17.4	12.5	10.3	15.4	19.6	32.2
3. Strongly disapprove	80.5	76.5	84.3	80.4	82.6	78.2	77.5	85.1	79.0	82.3	75.3	83.3	84.7	79.8	73.5	43.4
<i>Item 29700 Subject A11a</i>	<i>N</i> 2656	1217	1331	1732	323	567	703	908	478	1896	615	1173	648	291	436	58
A18L: Taking MDMA (ecstasy) once or twice																
1. Don't disapprove	17.8	22.2	13.6	19.3	10.0	23.8	17.5	12.2	21.7	16.9	21.0	7.1	14.4	25.7	38.7	65.6
2. Disapprove	27.9	28.3	28.3	29.7	19.5	31.2	26.7	25.6	30.1	28.8	24.9	25.2	29.0	34.7	29.8	19.8
3. Strongly disapprove	54.3	49.6	58.2	51.0	70.5	45.0	55.8	62.3	48.2	54.3	54.1	67.6	56.6	39.7	31.5	14.6
<i>Item 29960 Subject A11a</i>	<i>N</i> 2616	1203	1308	1708	317	557	697	890	471	1874	600	1147	642	286	433	58
A19: How difficult do you think it would be for you to get each of the following types of drugs, if you wanted some?																

QUESTIONNAIRE FORM 6 1997	TOTAL	SEX		RACE		REGION				COLLEGE PLANS?		ILLICIT DRUG USE: LIFETIME				
		M	F	White	Black	NE	NC	S	W	Yes	No	None	Mari- juana Only	Few Pills	More Pills	Any Her- oin
<i>N (Weighted No. of Cases):</i>	2686	1222	1342	1738	324	575	711	919	481	1909	616	1184	650	291	438	58
<i>% of Weighted Total:</i>	100.0	45.5	50.0	64.7	12.1	21.4	26.5	34.2	17.9	71.1	22.9	44.1	24.2	10.8	16.3	2.2
A19A: Marijuana (pot, grass)																
1. Probably impossible	2.8	3.2	2.3	1.0	6.0	4.0	2.6	2.7	1.9	2.3	3.5	5.3	0.3	1.5	-	-
2. Very difficult	1.6	1.1	1.8	1.2	2.3	1.1	1.9	1.8	1.1	1.4	1.8	3.2	0.2	0.4	0.1	1.0
3. Fairly difficult	3.8	3.7	3.7	3.8	1.8	2.9	4.6	3.9	3.3	3.2	4.6	6.6	1.3	1.3	2.1	-
4. Fairly easy	20.0	20.1	20.4	21.6	14.7	17.2	22.4	19.0	21.5	20.7	17.9	27.7	14.6	16.8	11.6	8.8
5. Very easy	71.9	71.8	71.7	72.4	75.3	74.8	68.5	72.6	72.1	72.3	72.3	57.2	83.6	79.9	86.2	90.1
<i>Item 6750 Subject A03a</i>	<i>N</i> 2652	1216	1325	1726	321	568	708	901	475	1891	612	1167	649	289	435	58
A19B: LSD																
1. Probably impossible	9.9	8.9	10.0	4.9	30.1	6.4	12.0	12.7	5.4	8.7	10.9	12.5	10.8	6.7	3.0	1.8
2. Very difficult	12.0	13.2	10.9	11.1	12.4	7.6	13.5	12.5	14.3	11.8	12.3	16.0	12.6	9.7	4.2	2.4
3. Fairly difficult	25.9	26.2	26.3	28.4	22.0	21.3	29.3	25.1	28.0	26.6	25.1	28.3	26.3	22.3	23.8	16.6
4. Fairly easy	30.6	28.1	33.3	33.7	18.9	36.7	25.9	29.1	33.0	32.8	25.6	28.2	30.9	33.4	35.2	31.6
5. Very easy	21.6	23.6	19.4	21.9	16.6	28.0	19.3	20.6	19.3	20.1	26.1	15.0	19.4	27.8	33.7	47.6
<i>Item 6760 Subject A03a</i>	<i>N</i> 2624	1206	1308	1712	318	564	701	894	465	1870	606	1148	644	288	432	58
A19C: PCP (angel dust)																
1. Probably impossible	13.8	13.0	13.7	9.6	32.1	8.3	15.8	17.2	11.3	12.6	15.1	17.2	13.2	9.4	8.8	7.0
2. Very difficult	22.5	25.8	19.9	25.3	14.0	17.3	24.9	22.7	24.6	22.7	22.6	21.4	24.4	21.5	24.5	15.4
3. Fairly difficult	32.5	32.2	33.7	36.0	23.1	36.5	30.3	31.3	33.2	34.4	28.6	33.0	34.1	33.7	30.3	24.7
4. Fairly easy	19.4	16.0	22.6	19.7	16.0	23.8	16.9	18.9	18.5	19.9	18.4	18.5	17.7	20.2	23.0	29.3
5. Very easy	11.9	12.9	10.2	9.4	14.8	14.1	12.1	9.9	12.4	10.4	15.2	9.8	10.6	15.1	13.5	23.5
<i>Item 6771 Subject A03a</i>	<i>N</i> 2618	1206	1304	1708	318	562	701	889	465	1868	605	1149	639	288	433	58
A19D: MDMA (ecstasy)																
1. Probably impossible	15.3	14.7	15.0	9.9	40.7	10.6	18.5	19.4	8.5	13.5	18.6	20.0	14.7	9.4	8.0	8.6
2. Very difficult	19.3	20.6	18.5	20.8	15.3	14.4	25.0	18.1	19.0	19.2	19.9	21.0	21.0	15.6	17.0	7.1
3. Fairly difficult	26.6	27.7	26.1	29.6	19.0	27.3	28.2	25.1	26.2	27.8	24.3	28.0	25.7	30.5	24.1	13.4
4. Fairly easy	22.7	18.9	26.6	24.3	14.8	27.5	16.0	22.2	28.0	24.3	17.8	20.1	23.9	21.6	29.5	27.0
5. Very easy	16.1	18.2	13.8	15.3	10.3	20.3	12.3	15.2	18.3	15.2	19.3	10.9	14.7	22.9	21.3	43.9
<i>Item 23050 Subject A03a</i>	<i>N</i> 2594	1198	1291	1693	312	558	694	876	466	1853	598	1129	641	285	429	58
A19E: Crystal meth ("ice")																
1. Probably impossible	17.9	17.7	16.9	13.4	39.8	13.6	20.2	21.6	12.3	16.5	18.8	21.5	17.2	12.4	11.6	10.7
2. Very difficult	24.4	27.0	22.6	27.3	16.2	23.6	25.3	24.3	24.0	25.4	23.8	23.9	27.4	29.5	21.5	10.2
3. Fairly difficult	28.5	27.9	29.7	30.7	20.7	32.4	27.8	27.9	26.1	30.1	24.3	28.9	29.4	31.2	25.8	25.8
4. Fairly easy	16.4	13.9	19.1	17.6	13.2	18.9	13.2	16.6	17.6	16.9	14.9	16.1	15.4	12.8	22.1	19.7
5. Very easy	12.9	13.4	11.7	11.0	10.2	11.5	13.5	9.6	20.0	11.1	18.2	9.7	10.6	14.0	18.9	33.7
<i>Item 24410 Subject A03a</i>	<i>N</i> 2607	1201	1299	1701	316	560	701	883	464	1859	605	1144	638	287	430	58
A19F: Steroids																
1. Probably impossible	11.0	10.5	10.2	7.1	23.5	8.4	10.7	13.3	10.5	10.4	11.5	10.9	12.0	10.5	8.4	4.9
2. Very difficult	15.0	15.1	14.9	15.4	13.7	15.3	12.5	14.6	19.0	15.3	14.0	13.7	17.0	16.2	15.4	15.2
3. Fairly difficult	23.8	23.0	25.1	24.8	18.8	27.6	24.3	21.1	23.5	24.4	21.8	23.6	24.6	25.0	25.3	14.1
4. Fairly easy	26.2	25.9	27.6	29.5	20.9	24.6	28.5	25.1	26.7	26.9	25.2	28.3	24.7	23.9	25.8	31.4
5. Very easy	24.0	25.4	22.2	23.2	23.2	24.1	24.0	26.0	20.4	23.0	27.5	23.4	21.7	24.4	25.1	34.4
<i>Item 23060 Subject A03a</i>	<i>N</i> 2628	1207	1312	1714	319	563	706	891	469	1876	607	1157	643	286	433	58
The following questions are about cigarette smoking.																
B01: Have you ever smoked cigarettes?																
1. Never—GO TO Q.B13	36.3	35.3	37.4	30.6	56.0	32.7	32.4	38.5	42.1	39.2	27.0	62.3	18.3	15.6	10.2	9.6
2. Once or twice	21.7	22.6	21.4	20.7	28.2	19.8	22.7	21.9	22.0	22.6	19.5	22.6	24.9	24.2	15.9	4.1
3. Occasionally but not regularly	14.1	12.9	15.4	15.6	8.1	16.2	13.4	14.1	12.8	15.4	11.0	8.9	21.7	19.0	15.0	11.1
4. Regularly in the past	7.6	8.6	6.9	8.6	2.8	8.7	6.3	7.2	9.0	6.9	9.8	3.1	10.5	12.2	10.8	15.5
5. Regularly now	20.3	20.6	18.9	24.6	4.9	22.5	25.2	18.3	14.1	15.8	32.6	3.2	24.6	29.0	48.1	59.6
<i>Item 760 Subject A01a</i>	<i>N</i> 2661	1213	1338	1736	318	566	705	911	478	1900	613	1174	649	291	436	58

QUESTIONNAIRE FORM 6 1997	TOTAL	SEX		RACE		REGION				COLLEGE PLANS?		ILLICIT DRUG USE: LIFETIME				
		M	F	White	Black	NE	NC	S	W	Yes	No	None	Mari- juana Only	Few Pills	More Pills	Any Her- oin
<i>N (Weighted No. of Cases):</i>	2686	1222	1342	1738	324	575	711	919	481	1909	616	1184	650	291	438	58
<i>% of Weighted Total:</i>	100.0	45.5	50.0	64.7	12.1	21.4	26.5	34.2	17.9	71.1	22.9	44.1	24.2	10.8	16.3	2.2
B02: How frequently have you smoked cigarettes during the past 30 days?																
1. Not at all-GO TO Q.B06	63.9	63.4	65.2	57.9	86.2	61.2	61.1	64.4	70.4	68.2	51.7	88.4	53.0	47.2	31.4	19.9
2. Less than one cigarette per day	11.6	12.0	11.7	12.6	6.7	11.9	9.7	13.4	10.4	12.2	10.7	7.1	16.6	16.7	13.3	11.4
3. One to five cigarettes per day	10.0	8.9	10.5	11.1	4.0	8.3	10.6	9.4	12.2	9.1	11.4	2.4	17.6	14.5	15.7	6.8
4. About one-half pack per day	7.3	7.1	7.0	8.9	2.1	9.6	8.6	6.0	5.2	5.6	12.1	1.2	7.3	14.4	17.6	19.2
5. About one pack per day	4.8	5.7	3.6	6.2	1.1	7.1	6.6	4.0	0.5	3.5	8.6	0.4	3.4	3.9	15.4	31.9
6. About one and one-half packs per day	2.1	2.2	1.9	2.8	-	1.6	2.6	2.4	1.2	1.0	4.6	0.5	1.4	3.1	5.6	8.4
7. Two packs or more per day	0.4	0.7	0.1	0.6	-	0.3	0.8	0.4	-	0.2	0.8	-	0.7	0.2	0.9	2.4
<i>Item 780 Subject A01c</i>	<i>N</i> 2656	1210	1338	1735	317	565	705	909	477	1898	612	1172	648	291	436	58
B03: During the last 30 days, about how many times (if any) have you bought cigarettes . . .																
B03A: . . . by having a friend or relative buy them for you?																
1. None	60.1	67.1	53.2	59.5	63.7	57.3	69.9	53.9	60.2	58.4	63.0	66.1	58.9	63.0	56.7	65.0
2. 1 time	12.1	10.7	13.2	11.9	17.1	12.5	6.3	17.8	9.9	14.5	8.3	13.6	14.1	11.8	11.4	2.7
3. 2 times	9.4	6.0	12.9	9.2	8.6	9.9	6.9	10.2	11.6	11.1	5.9	13.2	8.1	13.1	8.4	2.3
4. 3-5 times	8.3	7.7	9.1	8.7	8.4	8.6	7.6	7.9	10.5	7.4	10.6	4.2	10.0	4.3	9.6	7.8
5. 6-9 times	2.4	2.3	2.7	2.4	1.9	3.4	1.7	2.6	1.8	2.5	2.2	-	3.9	0.9	3.1	1.0
6. 10 or more	7.5	6.3	8.9	8.3	0.4	8.2	7.6	7.7	5.9	6.1	10.1	2.9	5.0	6.9	10.8	21.3
<i>Item 29970 Subject A03b</i>	<i>N†</i> 948	441	461	723	45	219	268	320	141	597	296	139	301	153	295	46
B03B: . . . on your own from vending machines?																
1. None	88.3	87.5	89.3	88.8	85.9	84.9	92.3	85.6	91.8	88.1	88.9	91.2	92.5	88.0	86.4	66.3
2. 1 time	5.8	6.4	5.2	5.6	8.4	8.4	3.2	7.9	1.8	6.5	3.9	6.7	4.3	6.3	4.0	18.9
3. 2 times	2.7	3.2	2.5	2.6	0.4	4.6	1.5	1.4	5.0	2.2	4.2	0.4	1.3	1.8	5.1	6.0
4. 3-5 times	1.5	0.9	2.2	1.3	0.9	0.9	0.8	2.5	1.4	1.7	1.3	0.4	1.2	2.3	2.2	-
5. 6-9 times	0.6	0.9	0.4	0.5	4.4	-	0.7	1.2	-	0.8	0.4	-	0.7	-	1.3	-
6. 10 or more	1.2	1.2	0.3	1.2	-	1.3	1.5	1.4	-	0.7	1.3	1.3	-	1.5	1.1	8.7
<i>Item 29980 Subject A03b</i>	<i>N†</i> 952	444	460	722	45	217	272	322	141	595	298	138	300	154	295	46
B03C: . . . through the mail?																
1. None	99.0	98.8	99.4	100.0	97.4	99.4	99.1	99.5	97.1	99.3	98.6	99.9	99.2	97.9	98.8	99.6
2. 1 time	0.2	-	*	-	0.4	-	-	0.4	-	*	-	0.1	-	0.8	-	-
3. 2 times	0.6	0.8	0.5	-	2.2	0.6	0.9	-	1.4	0.7	0.7	-	0.8	1.3	0.5	-
4. 3-5 times	0.2	0.5	*	*	-	-	-	0.1	1.4	-	0.7	-	-	-	0.7	0.4
5. 6-9 times	-	-	-	-	-	-	-	-	-	-	-	-	-	-	-	-
6. 10 or more	-	-	-	-	-	-	-	-	-	-	-	-	-	-	-	-
<i>Item 29990 Subject A03b</i>	<i>N†</i> 948	442	458	722	45	217	270	321	141	593	297	136	301	154	295	45
B03D: . . . in a store where you pick up the pack (or carton) and bring it to the check-out counter?																
1. None	44.3	36.3	52.7	41.0	61.1	51.0	35.1	42.8	55.1	51.8	32.0	56.0	51.1	41.8	35.4	28.9
2. 1 time	10.7	10.8	10.1	11.5	11.8	8.0	13.6	11.1	8.5	12.2	8.3	15.1	9.6	11.6	10.6	2.5
3. 2 times	8.7	10.0	7.0	8.9	4.0	9.5	8.2	7.2	11.6	7.6	10.9	6.9	7.0	14.3	8.5	8.2
4. 3-5 times	13.3	16.2	11.0	13.2	8.2	10.7	10.8	16.0	15.5	11.6	15.4	9.5	15.3	13.0	12.3	18.0
5. 6-9 times	7.0	6.8	6.8	7.8	4.7	5.8	9.5	7.9	1.9	6.6	5.7	4.9	5.3	6.2	8.9	11.0
6. 10 or more	16.1	20.0	12.4	17.6	10.3	15.1	22.7	15.0	7.4	10.3	27.7	7.6	11.7	13.1	24.2	31.4
<i>Item 30000 Subject A03b</i>	<i>N†</i> 950	441	460	723	44	214	271	323	142	597	296	138	300	154	295	46
B03E: . . . in a store where the clerk has to hand you the pack or carton?																
1. None	29.3	26.1	33.9	28.4	45.6	27.2	21.9	31.1	42.3	34.9	18.7	48.2	29.4	23.8	24.3	21.8
2. 1 time	11.8	11.8	11.5	12.5	6.6	11.1	11.4	14.2	8.1	13.2	9.2	15.7	14.2	10.7	9.1	6.9
3. 2 times	12.3	12.5	11.9	11.1	20.6	12.1	13.1	11.1	13.8	12.9	11.0	8.2	13.0	23.3	8.6	3.6
4. 3-5 times	15.0	14.8	14.4	14.9	3.4	12.9	16.9	13.2	18.6	12.8	19.6	9.1	15.0	14.4	18.4	12.3
5. 6-9 times	9.6	8.1	11.1	10.2	7.5	7.4	10.0	12.7	4.9	9.4	9.1	9.3	10.5	5.0	10.7	13.5
6. 10 or more	22.1	26.6	17.1	22.8	16.2	29.3	26.8	17.6	12.4	16.9	32.5	9.5	18.0	22.8	29.0	42.0
<i>Item 30010 Subject A03b</i>	<i>N†</i> 952	442	460	723	45	218	268	325	142	597	297	138	299	154	298	46
B04: During the last 30 days, about how many times (if any) did YOU buy cigarettes for your own use . . .																

†=excludes respondents for whom question was inappropriate.*=less than .05 percent.

DESCRIPTIVE RESULTS: 1997

231

QUESTIONNAIRE FORM 6 1997	TOTAL	SEX		RACE		REGION				COLLEGE PLANS?		ILLCIT DRUG USE: LIFETIME				
		M	F	White	Black	NE	NC	S	W	Yes	No	None	Mari- juana Only	Few Pills	More Pills	Any Her- oin
<i>N (Weighted No. of Cases):</i> <i>% of Weighted Total:</i>	2686 100.0	1222 45.5	1342 50.0	1738 64.7	324 12.1	575 21.4	711 26.5	919 34.2	481 17.9	1909 71.1	616 22.9	1184 44.1	650 24.2	291 10.8	438 16.3	58 2.2
B04A: . . . at a big supermarket?																
1. None	71.3	66.9	77.0	71.8	76.8	73.4	67.7	72.9	70.9	76.6	61.8	83.2	76.3	75.2	63.5	43.4
2. 1 time	8.8	9.0	7.9	8.9	3.1	9.2	8.7	8.0	10.3	8.5	8.0	6.7	6.8	8.0	9.9	18.3
3. 2 times	7.9	9.1	6.2	7.6	4.2	5.4	10.4	6.6	10.0	5.9	12.2	5.9	7.2	6.9	10.9	4.9
4. 3-5 times	6.8	7.7	5.9	7.1	8.3	7.2	6.6	7.8	4.5	6.0	8.7	1.7	5.9	6.2	9.3	11.5
5. 6-9 times	1.6	1.6	1.6	1.1	4.9	1.8	1.9	1.4	0.8	0.8	3.3	0.3	2.0	0.9	1.5	5.0
6. 10 or more	3.7	5.8	1.3	3.4	2.6	3.0	4.7	3.3	3.5	2.2	6.0	2.3	1.8	2.7	4.9	16.8
<i>Item 30020 Subject A03b</i>	<i>N†</i> 946	438	460	720	45	216	270	319	141	594	296	138	301	154	292	46
B04B: . . . at a small grocery store?																
1. None	56.5	53.3	62.1	57.7	53.3	54.3	55.0	56.2	63.5	64.0	43.8	66.7	63.1	57.8	49.1	27.9
2. 1 time	11.7	10.7	11.3	11.2	13.0	10.9	11.4	12.2	12.3	12.4	10.3	14.6	10.0	10.1	13.6	6.5
3. 2 times	8.5	8.6	7.6	8.2	12.0	10.2	7.5	8.6	7.5	6.6	10.3	9.8	7.1	9.1	7.1	17.9
4. 3-5 times	9.3	9.6	8.8	8.9	2.7	8.7	12.4	7.3	8.6	7.1	13.4	0.4	8.7	9.8	12.3	17.0
5. 6-9 times	4.9	6.0	4.4	4.6	12.5	5.2	3.0	6.8	3.8	4.5	6.4	4.0	4.5	3.7	5.0	12.1
6. 10 or more	9.2	11.8	5.8	9.4	6.5	10.6	10.8	8.8	4.4	5.4	15.7	4.5	6.6	9.5	12.8	18.5
<i>Item 30030 Subject A03b</i>	<i>N†</i> 944	435	461	719	45	214	271	319	139	594	295	137	301	154	291	46
B04C: . . . at a drugstore?																
1. None	78.2	77.0	79.8	80.5	79.3	71.8	81.8	80.7	75.3	78.7	78.6	90.2	83.2	76.1	72.4	52.9
2. 1 time	6.1	4.2	7.5	5.1	10.5	7.1	2.8	7.3	8.2	6.4	3.9	3.4	5.2	9.3	6.7	4.2
3. 2 times	5.2	6.5	4.0	4.6	5.0	7.3	5.4	2.8	7.5	4.8	6.7	1.2	4.6	5.3	7.0	8.1
4. 3-5 times	4.3	4.6	4.0	3.8	2.7	7.8	3.3	2.4	4.9	5.0	3.4	1.3	2.8	3.9	5.7	16.7
5. 6-9 times	2.0	1.6	2.2	1.9	-	2.3	2.6	2.0	-	1.7	1.6	2.9	1.2	1.4	2.3	4.5
6. 10 or more	4.2	6.0	2.6	4.0	2.5	3.6	4.1	4.8	4.1	3.4	5.9	1.0	3.0	3.9	5.9	13.6
<i>Item 30040 Subject A03b</i>	<i>N†</i> 939	433	458	715	44	215	268	318	139	592	292	137	299	154	289	46
B04D: . . . at a convenience store (like a Hop-In or 7-11) or a gas station?																
1. None	27.8	24.6	31.9	26.0	59.3	32.5	19.5	31.5	28.4	32.4	19.6	44.5	33.6	24.6	17.6	19.6
2. 1 time	14.7	13.4	15.7	13.8	13.0	11.6	14.8	14.5	19.8	17.7	8.1	24.5	14.8	11.2	13.0	3.2
3. 2 times	8.4	8.7	8.2	8.3	11.1	8.1	8.2	6.9	12.5	7.0	10.9	6.8	8.1	12.9	7.3	7.5
4. 3-5 times	15.6	15.7	14.7	15.7	10.5	14.0	16.3	14.4	19.4	15.4	15.3	8.2	13.7	18.1	19.3	11.1
5. 6-9 times	9.5	9.6	9.5	10.7	-	7.5	13.9	8.8	5.4	8.3	13.1	5.3	10.6	8.7	9.0	23.0
6. 10 or more	24.1	28.0	20.1	25.4	6.0	26.3	27.4	23.8	14.4	19.1	33.1	10.7	19.3	24.4	33.9	35.7
<i>Item 30050 Subject A03b</i>	<i>N†</i> 953	440	466	726	45	218	275	322	139	601	296	138	303	154	297	45
B05: If you wanted to buy a pack of cigarettes today, what brand do you think you would buy?																
01. Camel	11.7	15.4	7.7	13.2	0.4	9.1	7.9	17.6	10.0	12.8	9.9	6.2	10.2	9.2	16.6	18.0
02. Carlton	-	-	-	-	-	-	-	-	-	-	-	-	-	-	-	-
03. Kent	-	-	-	-	-	-	-	-	-	-	-	-	-	-	-	-
04. Kool	0.8	0.7	0.9	0.8	3.1	-	2.7	-	-	0.5	1.5	0.1	0.4	1.0	1.4	-
05. Marlboro	64.6	64.0	66.2	68.4	4.3	52.9	69.4	62.6	78.0	63.3	67.5	69.4	64.4	67.0	65.3	47.9
06. Merit	-	-	-	-	-	-	-	-	-	-	-	-	-	-	-	-
07. More	-	-	-	-	-	-	-	-	-	-	-	-	-	-	-	-
08. Newport	15.5	12.6	17.0	10.4	77.9	26.3	14.8	13.1	5.2	14.1	16.7	12.3	17.9	14.4	11.9	26.9
09. Parliament	1.9	1.0	2.9	2.2	-	6.8	-	0.7	0.4	2.6	0.8	-	2.4	3.3	1.5	2.6
10. Salem	0.6	0.3	0.8	0.2	3.2	0.7	-	1.0	0.4	0.9	-	1.4	0.7	-	0.2	1.8
11. Vantage	*	0.1	-	0.1	-	-	-	0.1	-	0.1	-	-	0.2	-	-	-
12. Virginia Slims	0.2	-	0.3	0.2	-	0.6	0.1	-	-	0.1	0.2	-	0.3	-	0.2	-
13. Winston	0.7	0.7	0.7	0.5	3.8	-	1.2	1.1	-	0.3	1.1	1.2	-	1.1	0.5	-
14. Other	1.7	2.0	1.5	1.4	-	1.1	1.9	0.9	4.0	2.1	1.2	2.1	1.4	2.2	1.9	-
15. Don't know	2.4	3.2	1.9	2.6	7.4	2.6	2.1	2.9	1.8	3.2	1.2	7.3	2.2	1.7	0.4	2.8
<i>Item 30060 Subject A011</i>	<i>N†</i> 946	433	465	720	42	218	270	318	141	599	291	138	301	153	293	44
B06: The last time that you tried to buy cigarettes in a store or gas station, were you asked for proof of age?																
1. I never tried to buy cigarettes at a store or gas station	27.6	23.9	32.4	24.6	48.1	25.9	25.2	25.7	38.2	30.8	19.8	50.8	27.0	18.1	12.0	0.9
2. No, they didn't ask me and they sold me the cigarettes	30.3	31.7	29.1	29.5	27.7	36.9	29.3	29.8	23.8	30.0	31.0	21.4	29.4	33.2	37.4	37.2
3. No, they didn't ask but they didn't sell me the cigarettes	0.6	1.2	*	0.6	0.7	0.1	1.3	0.7	-	0.3	1.4	1.3	0.2	0.5	0.3	1.2
4. Yes, I was asked for proof of age— GO TO Q.B06A	41.5	43.3	38.5	45.4	23.5	37.1	44.2	43.8	37.9	38.9	47.8	26.5	43.4	48.2	50.2	60.6
<i>Item 30070 Subject A03b</i>	<i>N†</i> 1672	770	833	1196	138	376	469	556	270	1146	438	438	525	244	387	51

†=excludes respondents for whom question was inappropriate.*=less than .05 percent.

QUESTIONNAIRE FORM 6 1997	TOTAL	SEX		RACE		REGION				COLLEGE PLANS?		ILLCIT DRUG USE: LIFETIME				
		M	F	White	Black	NE	NC	S	W	Yes	No	None	Mari- juana Only	Few Pills	More Pills	Any Her- oin
<i>N (Weighted No. of Cases):</i>	2686	1222	1342	1738	324	575	711	919	481	1909	616	1184	650	291	438	58
<i>% of Weighted Total:</i>	100.0	45.5	50.0	64.7	12.1	21.4	26.5	34.2	17.9	71.1	22.9	44.1	24.2	10.8	16.3	2.2
B06A: If yes, what happened?																
1. I showed some ID and got the cigarettes	82.5	84.7	80.4	82.8	89.9	79.4	86.3	81.4	82.0	81.0	86.4	81.7	86.5	79.3	81.4	76.7
2. I showed some ID but they refused to sell me the cigarettes	1.8	2.3	1.1	2.1	0.6	2.6	2.0	1.0	2.3	2.0	1.7	-	1.1	5.5	1.7	-
3. I didn't show ID and they sold them to me anyway	7.2	6.2	8.2	6.5	6.8	5.2	7.3	8.8	5.8	6.3	8.2	8.1	2.9	5.3	10.7	21.2
4. I didn't show ID and they didn't sell me any cigarettes	8.5	6.9	10.4	8.6	2.7	12.8	4.5	8.9	10.0	10.7	3.7	10.2	9.5	9.9	6.1	2.1
<i>Item 30080 Subject A03b</i> <i>N†</i>	700	338	322	546	30	139	210	246	106	446	215	118	229	119	197	31
B07: Have you ever gone to a store and bought just one or a few cigarettes (fewer than the usual pack of 20)?																
1. No, never	91.1	90.9	91.5	93.5	81.0	89.7	92.5	92.3	88.1	91.7	90.2	96.5	87.9	91.1	88.7	93.6
2. Yes, in the past 12 months	6.1	5.7	6.0	4.6	14.1	7.0	5.8	5.1	7.1	5.7	6.4	1.7	8.5	7.3	7.6	2.5
3. Yes, but not in the past 12 months	2.8	3.4	2.5	1.9	4.9	3.3	1.7	2.6	4.8	2.6	3.4	1.8	3.6	1.5	3.7	3.9
<i>Item 30090 Subject A01i, A03b</i> <i>N†</i>	1681	779	834	1200	139	378	477	553	274	1150	444	443	526	243	390	52
B08: Have you ever tried to stop smoking and found that you could not?																
1. Yes	19.6	20.0	18.6	21.2	10.7	23.7	20.1	18.5	15.8	16.5	25.8	6.5	19.0	23.4	29.5	47.8
2. No	80.4	80.0	81.4	78.8	89.3	76.3	79.9	81.5	84.2	83.5	74.2	93.5	81.0	76.6	70.5	52.2
<i>Item 01690 Subject A01i</i> <i>N†</i>	1655	763	824	1183	136	367	472	546	270	1127	442	429	520	244	385	52
B09: How many times, if any, have you tried to stop smoking?																
1. None	58.5	57.6	60.1	57.7	72.2	53.5	59.1	61.6	57.8	62.4	49.4	76.6	57.1	52.5	47.0	36.8
2. Once	17.7	19.9	15.6	17.0	16.3	18.5	17.4	18.1	15.9	17.1	18.9	17.7	19.5	15.8	17.0	11.9
3. Twice	10.1	10.4	9.5	10.1	6.5	11.3	11.6	8.3	9.6	8.7	13.2	2.8	10.0	12.0	14.8	21.2
4. 3 to 5 times	9.9	8.5	10.6	10.9	3.8	11.5	7.4	9.4	12.9	8.5	13.4	2.0	9.0	14.2	15.5	25.9
5. 6 to 9 times	1.8	1.3	2.3	2.0	-	2.4	2.7	0.4	1.9	1.7	1.9	-	1.9	3.4	2.5	2.0
6. 10 or more times	2.1	2.2	1.9	2.2	1.2	2.7	1.7	2.1	1.9	1.6	3.1	0.9	2.5	2.0	3.2	2.3
<i>Item 01691 Subject A01i</i> <i>N†</i>	1637	759	810	1180	130	367	466	538	266	1114	437	422	514	240	384	51
B10: Do you want to stop smoking now?																
1. Yes	20.6	20.4	20.5	22.7	12.0	22.5	24.9	16.1	19.7	17.8	27.4	4.8	23.6	28.2	28.9	29.6
2. No	25.2	25.7	23.9	26.1	10.9	25.6	24.7	27.9	19.8	22.8	30.2	16.0	20.8	26.5	37.1	44.7
8. Don't smoke now	54.2	53.9	55.6	51.2	77.1	51.9	50.4	56.0	60.5	59.5	42.3	79.2	55.6	45.3	34.0	25.8
<i>Item 01700 Subject A01i</i> <i>N†</i>	1660	768	824	1189	136	372	471	547	270	1135	439	435	522	241	386	51
B11: Do you (or did you) worry that quitting smoking would make you gain weight?																
1. No, not at all	84.2	93.8	75.6	82.3	96.8	80.1	85.4	85.4	84.9	85.7	80.6	93.3	88.5	77.4	74.3	65.7
2. Yes, a little	6.3	2.8	9.0	6.7	0.6	8.6	5.1	4.8	8.1	6.1	6.4	2.2	5.0	9.9	9.8	9.8
3. Yes, some	5.8	2.4	9.3	6.9	0.4	6.8	6.2	5.3	5.2	5.3	7.3	2.2	4.9	7.5	10.4	6.6
4. Yes, a lot	3.7	0.9	6.1	4.1	2.2	4.5	3.3	4.5	1.7	2.9	5.7	2.3	1.6	5.2	5.5	17.9
<i>Item 30100 Subject A06c</i> <i>N†</i>	1627	749	810	1168	130	359	464	540	264	1106	437	416	509	239	386	51
B12: Some people start to smoke because they think it will help them lose weight. Was losing weight one of the reasons you started to smoke?																
1. No, not at all	93.8	97.3	91.1	93.9	96.8	95.4	92.1	94.7	92.7	94.8	92.3	94.1	96.4	91.5	92.8	85.5
2. Yes, a little	3.6	1.8	5.2	3.6	0.5	3.0	4.4	2.9	4.2	3.2	4.3	2.8	2.4	6.4	3.3	6.9
3. Yes, some	2.1	0.5	3.1	2.1	1.4	0.9	2.9	1.9	3.1	1.6	2.9	2.4	0.7	1.9	3.6	5.1
4. Yes, a lot	0.5	0.4	0.5	0.4	1.4	0.8	0.7	0.5	-	0.5	0.5	0.6	0.5	0.2	0.3	2.6
<i>Item 30110 Subject A06a</i> <i>N†</i>	1626	749	809	1165	131	359	465	538	263	1106	436	416	511	237	384	51

†=excludes respondents for whom question was inappropriate.

QUESTIONNAIRE FORM 6 1997	TOTAL	SEX		RACE		REGION				COLLEGE PLANS?		ILLICIT DRUG USE: LIFETIME				
		M	F	White	Black	NE	NC	S	W	Yes	No	None	Mari- juana Only	Few Pills	More Pills	Any Her- oin
<i>N (Weighted No. of Cases):</i>	2686	1222	1342	1738	324	575	711	919	481	1909	616	1184	650	291	438	58
<i>% of Weighted Total:</i>	100.0	45.5	50.0	64.7	12.1	21.4	26.5	34.2	17.9	71.1	22.9	44.1	24.2	10.8	16.3	2.2
B13: If you have never smoked, do you think you will try smoking cigarettes sometime this year?																
1. I have already tried cigarettes	48.7	45.7	51.4	55.6	25.5	49.1	52.5	46.2	47.3	46.2	57.5	26.1	63.6	68.3	75.8	80.0
2. I definitely will	1.0	1.5	0.6	0.9	-	1.4	1.1	0.6	1.1	0.5	2.4	0.3	1.6	0.7	1.9	4.2
3. I probably will	3.0	4.1	2.0	3.0	3.6	3.6	2.3	3.7	2.0	3.1	2.4	2.0	5.2	2.9	2.1	-
4. I probably will not	8.6	9.9	7.5	7.1	11.5	6.9	10.6	7.8	9.3	9.3	7.2	11.3	7.3	7.2	4.3	8.2
5. I definitely will not	38.7	38.9	38.6	33.4	59.5	39.1	33.5	41.7	40.3	40.9	30.5	60.4	22.3	20.9	15.9	7.6
<i>Item 30120 Subject A04b</i>	<i>N</i> 2501	1144	1261	1621	315	513	676	856	455	1794	582	1148	606	261	398	47
B14: Do you think you will be smoking cigarettes five years from now?																
1. I definitely will	1.7	2.2	1.1	1.7	0.8	1.9	3.0	0.9	0.9	1.0	3.7	0.6	1.1	1.4	4.5	9.6
2. I probably will	15.4	15.9	14.9	17.4	6.3	17.7	18.0	13.6	12.5	12.7	24.9	3.7	19.3	23.1	31.6	51.5
3. I probably will not	25.6	26.4	24.6	25.9	22.5	26.2	25.0	26.3	24.3	24.9	27.8	19.5	30.0	36.6	29.4	19.8
4. I definitely will not	57.3	55.5	59.4	55.0	70.3	54.2	54.0	59.2	62.2	61.4	43.6	76.2	49.7	38.9	34.5	19.1
<i>Item 01710 Subject A04a</i>	<i>N</i> 2646	1210	1335	1728	321	561	705	906	474	1892	615	1178	645	289	432	57
B15: How much do you agree or disagree with the following statements?																
B15A: I will never get addicted to cigarettes																
1. Disagree	27.9	25.0	29.8	30.6	16.5	33.2	30.4	24.0	25.2	26.1	32.1	22.7	24.3	32.2	40.9	58.0
2. Mostly disagree	9.2	9.4	9.1	10.2	5.4	9.4	8.4	8.9	10.9	9.0	8.9	7.3	10.1	13.4	11.1	3.8
3. Neither	9.9	10.1	9.5	10.0	8.2	9.1	9.9	10.6	9.3	9.2	12.0	6.9	11.8	12.5	12.3	14.6
4. Mostly agree	9.0	8.9	9.3	9.7	7.3	8.7	7.2	9.7	10.8	9.5	9.0	7.4	10.8	11.4	9.8	6.6
5. Agree	44.0	46.6	42.3	39.5	62.5	39.6	44.1	46.8	43.8	46.2	38.0	55.7	43.0	30.4	25.9	17.0
<i>Item 30130 Subject A04a</i>	<i>N</i> 2654	1215	1337	1733	322	566	705	909	473	1899	616	1177	650	290	436	58
B15B: I could smoke a pack a day for a year or more and still be able to quit if I wanted to																
1. Disagree	55.6	50.5	60.3	55.8	58.0	54.7	54.9	54.8	59.1	56.8	52.3	60.4	53.9	50.2	51.3	48.8
2. Mostly disagree	15.9	15.7	16.1	17.7	9.8	17.4	15.5	15.6	15.2	17.1	12.4	14.5	14.0	20.7	20.5	7.5
3. Neither	12.4	12.7	12.4	12.3	11.8	12.8	12.1	13.3	10.3	12.7	11.1	12.3	13.5	11.5	11.0	21.3
4. Mostly agree	5.9	7.5	4.3	6.2	5.4	6.6	6.1	5.7	4.8	5.1	8.7	4.8	6.4	6.1	6.8	5.6
5. Agree	10.3	13.7	6.9	8.0	14.9	8.4	11.3	10.6	10.7	8.4	15.5	8.1	12.2	11.5	10.4	16.9
<i>Item 30140 Subject A04a</i>	<i>N</i> 2641	1207	1331	1728	320	561	706	905	469	1895	607	1172	646	286	435	58
B15C: At my age, smoking is not too dangerous because you can always quit later																
1. Disagree	69.4	64.7	73.7	68.1	77.7	69.0	67.2	69.9	72.1	71.4	62.9	78.7	63.2	56.7	63.0	64.3
2. Mostly disagree	15.7	16.0	15.7	17.8	8.1	17.1	15.4	15.5	15.1	15.9	15.6	11.9	18.7	20.1	20.0	10.0
3. Neither	8.0	9.6	6.6	8.3	4.7	9.0	8.9	7.9	5.8	6.6	11.6	5.4	10.1	11.1	8.9	17.9
4. Mostly agree	3.6	5.3	2.2	3.4	4.3	3.8	4.0	3.3	3.4	3.2	5.1	1.5	5.1	7.3	4.6	0.8
5. Agree	3.3	4.5	1.9	2.2	5.2	1.1	4.6	3.3	3.7	2.8	4.7	2.5	2.9	4.8	3.5	7.0
<i>Item 30150 Subject A04a</i>	<i>N</i> 2640	1208	1331	1727	320	561	705	904	469	1896	606	1173	647	285	433	58
B16: Some tobacco companies make clothing, hats, bags, or other things with their brand on it. Do you have a piece of clothing, or other thing that has a tobacco brand name or logo on it?																
1. No	71.9	69.1	74.7	67.9	88.4	68.9	64.4	73.7	83.0	74.7	63.1	81.2	72.0	66.7	53.7	34.0
2. Yes—GO TO Q.B16A	28.1	30.9	25.3	32.1	11.6	31.1	35.6	26.3	17.0	25.3	36.9	18.8	28.0	33.3	46.3	66.0
<i>Item 30160 Subject A10b, A18b</i>	<i>N</i> 2630	1206	1332	1724	320	566	694	902	468	1900	600	1174	646	285	433	54
B16A: What brand name is on it (or on them)? (Mark all that apply.)																
A. Camel	35.0	37.0	33.5	37.1	21.2	27.0	39.4	37.0	32.6	35.7	36.0	32.2	31.7	36.0	41.5	38.0
B. Kool	9.1	10.5	8.0	8.1	22.0	5.8	12.5	10.3	2.2	8.4	10.8	7.3	12.7	6.7	10.4	3.2
C. Marlboro	74.1	73.6	74.5	76.4	22.5	78.3	75.1	71.7	69.6	70.7	78.8	63.3	72.9	75.0	84.2	86.2
D. Newport	15.7	12.0	19.2	11.1	61.9	24.3	13.0	15.3	7.8	16.6	14.4	15.6	18.2	16.3	11.5	22.7
E. Virginia Slims	3.0	2.4	3.6	2.0	10.6	1.4	3.3	3.9	2.9	2.3	2.7	2.3	3.4	4.4	3.4	-
F. Other	17.4	20.9	14.0	16.2	21.8	14.8	20.1	16.9	16.5	16.9	20.4	21.7	17.0	13.2	17.6	9.7
<i>Item 30170-30220 Subject A10b, A18b N</i>	761	385	341	562	40	174	257	242	88	483	237	224	185	99	202	40

QUESTIONNAIRE FORM 6 1997	TOTAL	SEX		RACE		REGION				COLLEGE PLANS?		ILLICIT DRUG USE: LIFETIME				
		M	F	White	Black	NE	NC	S	W	Yes	No	None	Mari- juana Only	Few Pills	More Pills	Any Her- oin
<i>N (Weighted No. of Cases):</i> <i>% of Weighted Total:</i>	2686 100.0	1222 45.5	1342 50.0	1738 64.7	324 12.1	575 21.4	711 26.5	919 34.2	481 17.9	1909 71.1	616 22.9	1184 44.1	650 24.2	291 10.8	438 16.3	58 2.2
B17: Have you ever saved coupons from cigarettes (whether or not you bought them yourself)?																
1. No	81.6	80.1	83.8	76.7	98.3	80.4	76.4	83.6	87.1	84.1	74.1	93.7	80.7	71.6	60.3	52.4
2. Yes—GO TO Q.B17A	18.4	19.9	16.2	23.3	1.7	19.6	23.6	16.4	12.9	15.9	25.9	6.3	19.3	28.4	39.7	47.6
<i>Item 30230 Subject A10b, A18c</i>	<i>N</i> 2637	1209	1334	1723	321	562	698	903	474	1896	607	1173	648	288	435	54
B17A: Are you currently saving coupons from cigarettes?																
1. No	51.1	47.6	55.4	50.7	47.3	57.6	39.6	55.3	60.9	55.3	39.5	62.1	55.9	47.0	43.7	52.5
2. Yes	48.9	52.4	44.6	49.3	52.7	42.4	60.4	44.7	39.1	44.7	60.5	37.9	44.1	53.0	56.3	47.5
<i>Item 30240 Subject A10b, A18c</i>	<i>N†</i> 492	247	216	408	6	110	170	148	63	302	165	75	126	82	173	30
B18: Has anyone from a tobacco company ever given you, or mailed you, a free sample of their cigarettes?																
1. No, never	95.8	94.7	97.0	96.0	97.3	95.8	95.3	96.0	96.5	96.8	93.0	97.5	96.3	97.4	91.3	85.0
2. Yes, in the past 12 months	2.4	3.4	1.4	2.5	0.9	2.8	2.9	1.8	2.2	2.0	3.9	1.3	2.3	1.5	4.9	12.6
3. Yes, but not in the past 12 months	1.8	1.9	1.6	1.5	1.8	1.4	1.8	2.3	1.3	1.2	3.1	1.3	1.4	1.1	3.8	2.4
<i>Item 30250 Subject A18d</i>	<i>N</i> 2647	1216	1335	1733	323	563	704	904	476	1900	613	1178	649	287	436	58
B19: Have you ever taken or used smokeless tobacco (snuff, plug, dipping tobacco, chewing tobacco)?																
1. Never—GO TO Q.B21A	74.7	58.3	90.0	67.6	96.8	78.4	69.1	75.5	77.2	78.2	64.7	87.5	71.2	68.3	52.5	48.5
2. Once or twice	12.4	16.4	8.9	15.7	2.5	12.2	12.8	12.8	11.2	12.0	13.5	5.9	14.0	19.1	23.5	16.2
3. Occasionally but not regularly	5.2	10.2	0.6	6.6	0.3	3.5	7.1	4.7	5.4	4.4	7.7	2.8	5.4	4.6	10.7	13.2
4. Regularly in the past	3.4	7.0	0.1	4.3	0.3	2.3	4.5	3.4	3.0	2.5	6.8	1.6	3.8	3.5	7.1	7.6
5. Regularly now	4.3	8.1	0.4	5.8	0.1	3.6	6.5	3.6	3.1	3.0	7.3	2.2	5.6	4.5	6.3	14.6
<i>Item 22230 Subject A01a</i>	<i>N</i> 2636	1207	1336	1728	321	558	701	905	473	1897	606	1179	642	290	433	58
B20: How frequently have you taken smokeless tobacco during the past 30 days?																
1. Not at all - incl. (1) in Q.B19	90.3	81.3	98.8	87.3	98.7	93.1	86.6	91.1	90.9	92.6	83.1	95.3	88.1	90.2	83.0	72.5
2. Once or twice	3.6	6.8	0.8	4.4	1.3	2.0	4.1	3.9	4.2	3.2	5.6	1.7	3.6	4.2	6.6	12.0
3. Once or twice per week	0.8	1.6	0.1	1.0	-	1.0	1.1	0.2	1.2	0.6	1.2	0.4	0.3	0.5	2.6	-
4. Three to five times per week	1.0	1.7	0.1	1.3	-	0.4	1.3	1.2	0.7	0.9	1.0	0.1	2.5	0.6	1.2	0.8
5. About once a day	0.9	1.6	0.1	1.2	-	0.3	1.9	0.2	1.4	0.6	1.9	0.3	1.5	1.5	0.6	4.5
6. More than once a day	3.5	7.0	0.1	4.7	-	3.2	5.1	3.4	1.6	2.0	7.2	2.1	3.9	3.1	5.9	10.1
<i>Item 22240 Subject A01c</i>	<i>N</i> 2637	1207	1336	1727	321	557	702	905	473	1896	608	1179	644	290	431	58
D01: The next questions are about anti-smoking commercials or "spots" that are intended to discourage cigarette smoking. In recent months, about how often have you seen such anti-smoking commercials on TV, or heard them on the radio?																
1. Not at all	20.5	21.5	19.2	19.4	21.0	15.7	25.1	23.9	13.0	18.7	26.3	19.6	18.5	22.9	21.3	29.8
2. Less than once a month	19.0	18.0	20.2	19.3	19.2	18.0	21.2	20.2	14.8	18.7	20.9	20.5	19.2	20.2	14.3	19.1
3. 1-3 times per month	28.3	27.3	29.0	30.2	24.4	28.1	28.8	27.2	29.8	30.1	22.3	27.8	32.1	24.2	27.9	29.5
4. 1-3 times per week	20.3	21.8	19.4	20.7	16.1	23.5	16.0	18.4	26.4	20.9	18.4	21.1	19.2	19.5	22.0	11.8
5. Daily or almost daily	9.6	9.3	9.9	9.1	14.1	12.7	7.1	7.4	13.6	9.5	9.2	8.6	9.2	12.3	11.0	7.3
6. More than once a day	2.3	2.1	2.3	1.3	5.2	1.9	1.8	2.8	2.4	2.1	2.9	2.4	1.8	0.9	3.5	2.4
<i>Item 30260 Subject A10b, A18a</i>	<i>N</i> 2485	1157	1269	1683	297	507	672	843	463	1848	589	1120	607	271	406	54
D02: In recent months, about how often have you seen anti-smoking ads on billboards or in magazines and newspapers?																
1. Not at all	33.3	32.2	33.4	34.3	31.0	29.7	37.1	35.8	27.4	31.5	38.5	32.3	33.1	30.4	33.9	54.8
2. Less than once a month	27.9	27.8	28.9	28.5	22.4	31.0	26.7	26.5	28.6	29.2	23.8	28.6	26.4	33.0	27.0	17.1
3. 1-3 times per month	22.0	22.7	21.5	22.9	21.0	23.6	21.5	20.6	23.3	22.7	20.2	22.3	23.6	23.5	19.9	12.2
4. 1-3 times per week	10.1	10.4	9.9	9.3	8.6	11.7	6.7	10.2	13.0	10.3	9.5	10.2	10.4	8.9	10.6	10.5
5. Daily or almost daily	5.1	5.2	4.8	3.9	12.1	3.5	6.2	4.6	6.5	4.7	6.6	4.4	5.7	3.6	6.7	3.0
6. More than once a day	1.6	1.7	1.5	1.0	4.9	0.6	1.8	2.4	1.3	1.6	1.3	2.2	0.9	0.7	1.8	2.4
<i>Item 30270 Subject A10b, A18a</i>	<i>N</i> 2481	1152	1271	1680	297	506	673	839	463	1846	589	1120	607	271	401	54

†=excludes respondents for whom question was inappropriate.

QUESTIONNAIRE FORM 6 1997	TOTAL	SEX		RACE		REGION				COLLEGE PLANS?		ILLICIT DRUG USE: LIFETIME				
		M	F	White	Black	NE	NC	S	W	Yes	No	None	Mari- juana Only	Few Pills	More Pills	Any Her- oin
<i>N (Weighted No. of Cases):</i> <i>% of Weighted Total:</i>	2686 100.0	1222 45.5	1342 50.0	1738 64.7	324 12.1	575 21.4	711 26.5	919 34.2	481 17.9	1909 71.1	616 22.9	1184 44.1	650 24.2	291 10.8	438 16.3	58 2.2
D03: To what extent do you think such ads on TV, radio, billboards or in magazines and newspapers have . . .																
D03A: . . . made you less favorable toward smoking cigarettes?																
1. Not at all	51.0	53.3	48.2	53.1	44.1	49.9	56.0	53.2	41.0	49.1	56.1	44.4	53.5	54.0	60.4	67.8
2. To a little extent	18.8	19.8	18.2	20.9	12.9	20.8	18.9	16.3	21.2	19.8	16.1	19.2	17.5	22.7	17.2	21.3
3. To some extent	17.6	15.7	19.4	16.5	18.2	18.9	14.0	17.4	21.8	18.1	15.9	19.7	17.7	13.9	15.5	8.9
4. To a great extent	5.3	5.4	5.4	4.7	8.4	3.9	5.0	6.1	5.6	5.4	5.1	6.7	5.0	4.2	3.3	-
5. To a very great extent	7.3	5.8	8.8	4.7	16.4	6.6	6.0	7.0	10.4	7.6	6.8	10.0	6.3	5.2	3.6	2.0
<i>Item 30280 Subject A10b, A11a, A18a N</i>	2457	1138	1260	1667	293	499	663	831	464	1832	580	1109	606	268	396	52
D03B: . . . made you less likely to smoke cigarettes?																
1. Not at all	53.2	56.4	50.0	56.6	43.7	53.4	59.6	54.8	41.2	51.5	57.5	46.1	55.2	57.0	64.3	73.4
2. To a little extent	17.6	18.4	17.4	20.2	10.0	18.5	16.5	16.1	21.1	18.8	14.8	17.5	18.0	19.7	16.4	17.6
3. To some extent	15.2	13.4	16.4	13.1	18.4	16.1	11.1	15.1	20.1	15.7	13.4	17.4	15.1	13.4	11.5	6.9
4. To a great extent	4.9	4.8	5.2	4.3	8.2	3.4	4.4	6.1	5.0	5.0	4.7	6.3	4.1	3.9	3.8	0.9
5. To a very great extent	9.1	7.0	11.0	5.8	19.7	8.6	8.4	7.9	12.6	9.1	9.6	12.7	7.6	6.0	4.1	1.2
<i>Item 30290 Subject A04a, A10b, A18a N</i>	2455	1136	1260	1665	293	497	665	832	461	1827	581	1107	603	268	397	52
D03C: . . . overstated the dangers or risks of cigarette smoking?																
1. Not at all	53.8	52.4	54.7	56.1	50.2	51.8	57.3	56.5	46.1	55.0	49.9	54.2	54.8	52.2	49.6	70.9
2. To a little extent	17.2	17.7	17.0	18.4	12.9	18.4	14.1	17.2	20.5	17.7	16.7	16.1	18.8	20.2	16.9	11.9
3. To some extent	16.1	16.7	15.7	15.9	15.8	16.0	16.7	14.4	18.5	14.9	19.2	15.4	16.5	17.0	17.9	9.3
4. To a great extent	6.0	6.2	5.5	5.1	7.3	7.6	5.2	5.6	6.0	6.1	5.8	5.6	4.7	6.2	8.5	7.8
5. To a very great extent	6.9	6.9	7.1	4.4	13.8	6.2	6.6	6.3	8.9	6.4	8.5	8.7	5.2	4.4	7.1	-
<i>Item 30300 Subject A10b, A14, A18a N</i>	2444	1133	1253	1661	291	497	663	828	457	1821	579	1104	600	268	396	52
D04: These days, how many people in the following groups would you guess are regular cigarette smokers?																
D04A: Professional athletes																
1. 0% to 10%	46.7	48.4	44.9	51.2	29.9	48.5	43.1	43.2	56.4	47.3	44.6	41.3	48.6	48.4	56.8	50.7
2. 11% to 30%	21.5	23.4	19.9	21.5	18.6	22.3	19.2	24.2	19.1	21.6	21.8	21.5	24.8	22.7	17.2	13.9
3. 31% to 50%	10.7	9.3	12.2	9.9	12.8	11.4	10.7	12.9	6.1	11.7	7.5	12.1	10.2	12.2	7.4	9.5
4. 51% to 70%	6.0	6.2	5.7	5.2	9.5	3.8	7.5	6.2	5.7	5.5	7.8	7.1	4.8	6.4	4.1	4.8
5. 71% to 90%	2.8	1.5	4.1	2.5	6.1	2.9	3.5	3.2	1.0	3.0	2.4	4.4	0.7	1.5	2.2	5.0
6. 91% to 100%	1.3	1.1	1.5	0.8	2.9	1.2	1.8	1.4	0.4	1.1	1.8	0.9	0.9	1.8	1.4	9.5
8. Have no idea	11.0	10.2	11.7	9.1	20.2	10.1	14.2	8.9	11.3	9.7	14.1	12.7	9.9	7.0	10.9	6.6
<i>Item 30310 Subject A17a N</i>	2461	1139	1264	1672	296	497	671	832	461	1832	581	1112	607	266	398	52
D04B: Rock music performers																
1. 0% to 10%	2.5	3.3	1.3	1.6	4.2	0.9	3.0	2.5	3.4	1.3	5.7	2.7	2.8	2.5	1.3	-
2. 11% to 30%	3.1	3.2	3.0	2.3	5.0	3.3	2.9	3.1	3.3	2.3	5.4	3.1	3.0	3.0	3.7	2.3
3. 31% to 50%	9.0	9.3	8.6	9.1	9.5	8.5	8.7	9.2	9.5	8.6	10.7	9.3	9.2	7.8	8.5	9.3
4. 51% to 70%	18.7	21.1	16.8	19.3	16.1	22.0	14.6	17.8	22.9	19.9	15.9	17.7	21.4	20.5	16.0	18.1
5. 71% to 90%	32.3	31.3	33.7	35.6	21.4	34.2	31.5	31.5	33.1	33.4	28.4	31.2	32.2	36.1	34.7	31.6
6. 91% to 100%	26.9	25.2	28.7	26.9	27.0	24.6	29.3	28.8	22.2	27.9	24.2	27.6	23.6	25.0	30.8	35.2
8. Have no idea	7.5	6.7	8.1	5.3	16.7	6.6	9.9	7.1	5.6	6.6	9.8	8.3	7.8	5.2	5.1	3.4
<i>Item 30320 Subject A17a N</i>	2455	1135	1262	1672	292	498	671	828	457	1831	576	1110	608	266	396	52
D04C: Actors and actresses																
1. 0% to 10%	3.3	4.0	2.1	2.3	7.4	1.4	4.5	3.3	3.5	1.8	7.3	3.8	3.9	0.6	2.3	5.0
2. 11% to 30%	6.8	8.1	5.4	6.6	8.0	6.8	5.6	7.3	7.6	6.3	8.5	6.5	8.7	6.0	5.9	4.1
3. 31% to 50%	18.4	21.0	16.3	20.7	12.4	16.4	20.0	17.2	20.4	17.0	23.0	17.3	17.6	24.4	19.0	17.4
4. 51% to 70%	28.8	29.5	28.6	31.1	20.0	33.2	24.2	30.4	28.0	31.8	19.0	28.0	31.6	27.8	29.3	23.6
5. 71% to 90%	25.5	23.7	27.5	25.7	24.4	25.4	26.4	25.1	25.0	27.1	21.7	26.6	23.7	24.4	26.4	30.5
6. 91% to 100%	7.3	5.3	9.1	5.7	9.7	7.3	5.8	8.1	7.9	7.5	6.6	7.7	5.0	6.6	9.5	14.3
8. Have no idea	9.9	8.5	11.0	8.0	18.2	9.5	13.5	8.5	7.5	8.4	13.9	10.1	9.6	10.3	7.6	5.1
<i>Item 30330 Subject A17a N</i>	2459	1137	1265	1673	292	499	673	829	458	1831	578	1110	608	266	398	52

QUESTIONNAIRE FORM 6 1997	TOTAL	SEX		RACE		REGION				COLLEGE PLANS?		ILLICIT DRUG USE: LIFETIME				
		M	F	White	Black	NE	NC	S	W	Yes	No	None	Mari- juana Only	Few Pills	More Pills	Any Her- oin
<i>N (Weighted No. of Cases):</i> <i>% of Weighted Total:</i>	2686 100.0	1222 45.5	1342 50.0	1738 64.7	324 12.1	575 21.4	711 26.5	919 34.2	481 17.9	1909 71.1	616 22.9	1184 44.1	650 24.2	291 10.8	438 16.3	58 2.2
D04D: Students in your school																
1. 0% to 10%	2.7	3.1	1.7	2.2	2.3	1.1	3.2	2.1	4.6	1.6	5.6	3.2	2.0	1.0	2.3	8.2
2. 11% to 30%	10.1	11.9	8.7	9.3	9.3	8.0	9.1	10.2	13.9	11.0	7.0	11.3	10.6	9.1	6.7	7.3
3. 31% to 50%	21.8	25.0	19.2	22.0	21.7	20.5	15.4	25.4	26.3	24.2	13.6	23.1	22.7	20.5	19.9	14.1
4. 51% to 70%	28.3	27.9	28.9	30.0	25.5	28.8	29.1	27.4	28.3	29.5	26.0	29.3	32.3	25.6	22.9	20.0
5. 71% to 90%	23.4	20.8	25.7	26.0	14.8	27.2	26.1	21.7	18.1	22.5	27.0	20.1	20.8	32.0	31.7	20.4
6. 91% to 100%	9.6	7.3	11.6	8.0	14.9	11.9	10.8	9.3	5.9	7.7	15.1	7.7	9.0	9.0	12.7	29.0
8. Have no idea	4.1	4.0	4.1	2.4	11.4	2.5	6.3	3.9	3.0	3.4	5.8	5.2	2.7	2.8	3.9	0.9
<i>Item 30340 Subject A11d, A17a</i>	<i>N</i> 2458	1136	1265	1672	294	498	671	831	458	1830	580	1112	607	266	398	52
D05: How many people in the following groups would you guess use illicit drugs (like marijuana, cocaine, etc.) occasionally or regularly?																
D05A: Professional athletes																
1. 0% to 10%	29.4	30.1	29.0	32.0	17.1	28.0	30.7	27.0	33.3	29.8	27.6	28.9	33.0	23.6	31.0	17.9
2. 11% to 30%	25.7	27.2	24.4	26.7	21.4	29.6	21.0	27.1	25.6	26.2	24.2	25.6	23.1	34.2	24.6	27.7
3. 31% to 50%	14.7	16.1	13.6	15.5	14.1	14.5	16.4	14.6	12.6	15.6	12.5	13.9	16.5	16.3	13.1	12.7
4. 51% to 70%	9.2	9.1	9.1	8.7	10.9	10.9	7.9	9.1	9.3	9.4	8.8	9.0	8.6	8.1	10.2	16.2
5. 71% to 90%	5.3	3.8	6.8	4.2	9.2	4.5	6.3	5.3	4.7	5.1	5.8	5.5	5.4	3.4	5.6	5.5
6. 91% to 100%	3.0	2.4	3.4	1.9	8.1	1.6	3.7	3.8	1.9	2.3	4.8	2.4	2.2	1.5	5.6	14.6
8. Have no idea	12.8	11.3	13.8	10.9	19.2	10.8	14.0	13.1	12.6	11.6	16.4	14.7	11.3	13.0	10.0	5.4
<i>Item 22380 Subject A17a</i>	<i>N</i> 2459	1137	1264	1673	295	494	671	834	461	1829	582	1106	606	268	401	52
D05B: Rock music performers																
1. 0% to 10%	2.4	2.9	1.5	1.5	4.7	0.9	3.0	1.9	3.8	1.4	4.9	3.4	1.7	-	2.2	-
2. 11% to 30%	4.6	5.5	3.5	4.6	6.9	3.6	5.8	4.8	3.4	3.8	6.9	5.4	3.8	5.8	2.2	10.9
3. 31% to 50%	11.0	11.6	11.0	12.2	8.3	12.7	9.5	11.5	10.6	12.3	7.7	11.7	9.8	13.5	10.0	7.9
4. 51% to 70%	18.9	20.5	18.0	20.6	10.9	22.8	16.3	18.8	18.9	19.6	16.9	17.1	21.9	20.5	17.5	22.4
5. 71% to 90%	27.3	27.4	27.1	28.5	22.3	26.3	27.4	27.0	28.6	28.0	25.0	26.8	28.1	28.2	29.0	19.4
6. 91% to 100%	26.4	23.6	29.0	24.7	31.1	26.0	26.5	25.9	27.6	26.7	26.2	24.1	27.1	23.9	32.9	38.1
8. Have no idea	9.4	8.4	10.0	7.8	15.8	7.7	11.4	10.1	7.1	8.2	12.3	11.5	7.7	8.1	6.2	1.3
<i>Item 22390 Subject A17a</i>	<i>N</i> 2459	1137	1264	1673	294	494	672	835	458	1829	580	1107	606	268	400	52
D05C: Actors and actresses																
1. 0% to 10%	7.0	9.2	4.7	6.3	12.2	4.9	8.7	7.6	5.7	5.3	12.1	9.8	6.0	2.3	4.7	0.9
2. 11% to 30%	16.2	18.4	14.5	18.2	10.1	13.9	19.4	16.0	14.2	15.9	17.0	16.7	18.1	15.0	13.5	15.2
3. 31% to 50%	22.8	23.3	22.4	23.7	20.1	21.5	23.5	23.0	22.6	24.0	18.8	24.3	20.9	25.8	19.7	21.1
4. 51% to 70%	20.8	21.2	20.6	21.7	15.7	27.1	15.4	20.2	23.3	21.7	18.9	18.4	24.2	22.8	22.2	15.6
5. 71% to 90%	14.1	10.9	17.3	13.8	13.7	15.7	12.0	13.9	16.0	15.5	10.2	12.1	14.6	15.7	17.1	23.9
6. 91% to 100%	5.6	4.8	6.2	4.6	6.6	6.5	4.2	5.8	6.2	5.5	5.2	3.7	4.4	4.4	11.9	18.3
8. Have no idea	13.5	12.1	14.4	11.7	21.7	10.4	16.9	13.5	12.0	12.0	17.9	15.0	11.8	14.0	11.0	5.0
<i>Item 22400 Subject A17a</i>	<i>N</i> 2455	1134	1263	1671	295	493	669	835	457	1830	577	1107	604	268	400	52
D05D: Students in your school																
1. 0% to 10%	6.2	7.5	4.7	5.8	6.5	2.8	8.5	6.5	5.6	5.1	9.1	8.9	3.7	1.4	5.3	2.0
2. 11% to 30%	17.6	21.0	14.9	19.2	11.6	15.0	20.9	18.2	14.3	19.2	12.3	22.9	17.0	12.9	8.1	9.8
3. 31% to 50%	23.7	23.3	24.5	25.9	17.4	22.8	20.3	24.8	27.7	25.4	17.4	24.7	23.2	25.8	22.1	17.1
4. 51% to 70%	21.0	18.7	23.3	21.7	19.2	22.9	18.4	19.8	25.0	21.5	20.4	17.2	25.9	26.4	20.6	21.5
5. 71% to 90%	17.3	17.4	16.9	15.9	22.4	22.6	16.7	16.5	14.1	16.7	19.9	12.5	19.4	18.8	26.5	22.1
6. 91% to 100%	7.9	6.1	9.5	6.7	11.7	9.1	8.2	7.1	7.8	6.8	11.5	5.1	7.6	7.8	13.9	26.1
8. Have no idea	6.3	6.0	6.3	4.8	11.3	4.9	6.8	7.0	5.5	5.2	9.5	8.7	3.2	6.8	3.4	1.3
<i>Item 22405 Subject A11d, A17a</i>	<i>N</i> 2453	1136	1260	1670	295	492	670	835	457	1827	578	1105	605	267	401	52
D06: Think about the movie that you watched most recently in a theater. Did any of the characters in the movie smoke cigarettes?																
1. No	16.7	18.5	14.9	16.3	22.6	16.7	19.3	15.8	14.8	16.3	17.8	18.2	18.8	14.1	11.8	11.0
2. Yes, some	53.8	51.8	55.8	54.5	51.4	56.2	52.3	54.2	52.8	53.6	54.6	55.6	51.2	55.6	52.4	55.6
3. Yes, a lot	17.9	19.8	16.1	17.3	16.2	17.0	17.5	18.6	18.2	17.8	17.9	13.8	19.1	19.7	24.4	28.7
4. Don't remember	11.6	9.8	13.2	11.8	9.8	10.1	11.0	11.4	14.2	12.3	9.7	12.3	10.8	10.6	11.3	4.7
<i>Item 30360 Subject A02c, A10b, A18e</i>	<i>N</i> 2450	1132	1261	1668	292	491	670	830	458	1823	578	1103	602	267	398	52

QUESTIONNAIRE FORM 6 1997	TOTAL	SEX		RACE		REGION				COLLEGE PLANS?		ILLICIT DRUG USE: LIFETIME				
		M	F	White	Black	NE	NC	S	W	Yes	No	None	Mari- juana Only	Few Pills	More Pills	Any Her- oin
<i>N (Weighted No. of Cases):</i>	2686	1222	1342	1738	324	575	711	919	481	1909	616	1184	650	291	438	58
<i>% of Weighted Total:</i>	100.0	45.5	50.0	64.7	12.1	21.4	26.5	34.2	17.9	71.1	22.9	44.1	24.2	10.8	16.3	2.2
D07: Think about the movie that you watched most recently on video or on TV. Did any of the characters in the movie smoke cigarettes?																
1. No	18.0	18.7	16.9	16.9	20.8	18.6	16.2	17.8	20.5	17.7	18.5	18.4	19.9	16.3	12.9	34.4
2. Yes, some	54.6	53.2	55.9	55.5	49.7	57.9	57.1	53.5	49.5	54.8	54.2	56.7	53.0	59.2	52.7	32.5
3. Yes, a lot	16.4	18.8	14.4	16.2	15.8	14.7	17.2	16.6	16.6	15.9	18.1	12.4	18.4	17.2	22.6	25.9
4. Don't remember	11.0	9.3	12.7	11.4	13.7	8.9	9.5	12.1	13.4	11.7	9.1	12.5	8.7	7.3	11.8	7.2
<i>Item 30370 Subject A02c, A10b, A18e N</i>	2451	1132	1263	1669	293	492	670	830	459	1826	577	1102	606	267	397	52
D08: How much do you agree or disagree with each of the following statements?																
D08A: I take a positive attitude toward myself																
1. Disagree	4.1	3.9	3.6	3.8	4.6	6.2	3.7	3.8	3.3	3.0	7.1	3.5	3.6	2.9	6.3	15.6
2. Mostly disagree	6.2	5.0	7.3	7.0	2.6	5.4	3.6	8.4	6.8	5.7	8.1	4.4	7.5	7.5	9.2	3.4
3. Neither	11.4	11.7	10.9	12.1	3.3	13.5	10.4	10.3	12.3	10.8	13.1	8.4	11.9	12.0	16.0	17.2
4. Mostly agree	39.2	36.3	42.1	42.2	27.3	42.2	39.9	36.3	40.1	39.9	37.9	39.6	39.4	43.0	37.9	31.7
5. Agree	39.1	43.1	36.1	34.8	62.1	32.7	42.4	41.2	37.5	40.6	33.8	44.0	37.6	34.6	30.6	32.1
<i>Item 12550 Subject Q01 N</i>	2440	1125	1258	1655	295	486	666	830	457	1817	575	1101	602	268	392	50
D08B: Life often seems meaningless																
1. Disagree	38.8	38.8	38.6	37.5	49.5	30.6	42.6	42.5	35.2	39.8	35.2	44.8	39.1	28.7	30.7	25.2
2. Mostly disagree	27.1	26.4	28.0	29.0	24.6	32.4	23.8	25.8	28.9	28.8	21.5	24.7	28.6	35.4	26.3	25.0
3. Neither	17.7	17.6	17.9	18.0	10.6	19.0	18.3	16.7	17.3	15.9	23.7	16.6	17.5	19.2	18.6	25.3
4. Mostly agree	10.6	10.6	10.5	10.5	10.0	11.0	8.9	10.7	12.5	10.2	12.0	9.0	10.4	11.6	15.1	12.5
5. Agree	5.7	6.7	5.0	5.0	5.4	7.0	6.4	4.3	6.1	5.3	7.5	4.9	4.4	5.1	9.4	12.0
<i>Item 23700 Subject P01, Q01 N</i>	2440	1130	1254	1660	295	487	668	828	456	1820	571	1100	604	266	390	52
D08C: People should do their own thing, even if other people think it's strange																
1. Disagree	3.0	3.1	2.3	2.6	4.6	2.4	4.4	3.1	1.6	2.1	5.3	3.4	3.1	0.8	2.1	12.3
2. Mostly disagree	3.5	3.6	3.2	3.0	4.9	2.7	3.4	4.0	3.7	3.5	3.0	3.3	3.0	4.1	4.8	-
3. Neither	10.5	12.6	8.9	10.0	9.6	7.3	11.2	10.0	14.0	10.0	13.1	11.5	10.3	9.6	8.0	11.2
4. Mostly agree	32.8	34.4	31.9	35.5	25.4	35.0	31.7	32.3	32.9	34.5	27.7	34.3	30.3	35.7	32.5	20.2
5. Agree	50.2	46.4	53.7	48.9	55.5	52.7	49.4	50.6	47.8	49.9	50.8	47.4	53.3	49.8	52.5	56.3
<i>Item 7040 Subject Q08 N</i>	2433	1122	1254	1657	293	485	665	825	457	1817	569	1096	602	265	391	52
D08D: I feel I do not have much to be proud of																
1. Disagree	49.3	48.1	50.5	49.2	61.3	43.2	52.6	54.1	42.2	50.4	45.4	52.7	52.3	43.3	42.0	26.9
2. Mostly disagree	26.0	25.7	26.5	27.0	20.6	29.8	23.6	23.0	30.9	27.3	21.9	25.7	24.2	29.2	26.7	32.8
3. Neither	10.1	9.7	10.4	10.1	4.9	11.4	10.2	8.4	11.9	9.0	14.2	9.0	10.1	11.3	11.4	19.1
4. Mostly agree	9.9	10.0	9.8	10.3	8.0	11.7	10.4	9.6	8.0	9.2	11.9	8.3	8.8	10.9	15.7	13.9
5. Agree	4.6	6.5	2.9	3.4	5.2	3.9	3.3	4.9	7.0	4.0	6.5	4.3	4.7	5.3	4.3	7.3
<i>Item 12660 Subject Q01 N</i>	2418	1112	1249	1652	287	482	660	824	452	1807	563	1093	599	265	385	49
D08E: I feel I am a person of worth, on an equal plane with others																
1. Disagree	4.2	5.1	2.9	3.5	6.7	3.1	6.0	4.7	1.8	3.5	6.5	4.7	3.6	3.9	3.3	9.9
2. Mostly disagree	5.3	4.7	5.7	5.9	4.1	5.1	6.4	4.9	4.6	4.0	9.4	2.9	5.7	6.9	10.1	3.7
3. Neither	11.1	10.8	11.2	10.4	7.9	13.4	11.0	9.4	12.0	9.2	17.7	9.5	12.1	8.1	15.1	19.2
4. Mostly agree	31.1	28.7	33.4	33.6	19.3	34.0	31.4	27.9	33.1	32.4	26.6	31.1	30.4	36.2	28.7	39.6
5. Agree	48.4	50.8	46.8	46.7	62.0	44.4	45.2	53.1	48.6	50.8	39.8	51.8	48.2	45.0	42.9	27.6
<i>Item 12570 Subject Q01 N</i>	2412	1111	1245	1651	285	482	657	822	451	1807	558	1092	597	262	385	49
D08F: I enjoy life as much as anyone																
1. Disagree	4.2	4.4	3.6	3.6	4.3	4.4	3.2	5.4	3.0	3.3	6.5	3.6	3.8	4.6	5.8	6.6
2. Mostly disagree	6.6	6.2	6.6	6.8	6.0	9.0	4.3	6.3	8.0	6.5	6.7	5.2	8.6	4.9	8.3	13.4
3. Neither	12.4	11.1	13.2	12.5	7.3	15.4	11.9	10.2	13.8	12.0	14.0	11.5	13.0	12.6	12.7	10.1
4. Mostly agree	33.9	31.6	36.3	35.4	26.8	39.0	34.7	30.1	34.4	34.5	32.1	32.2	32.9	42.4	34.8	38.7
5. Agree	42.9	46.6	40.4	41.8	55.6	32.2	45.9	48.0	40.8	43.7	40.7	47.5	41.7	35.5	38.4	31.2
<i>Item 23710 Subject P01, Q01 N</i>	2402	1102	1243	1648	279	478	653	821	450	1793	561	1087	595	261	383	49

QUESTIONNAIRE FORM 6 1997	TOTAL	SEX		RACE		REGION				COLLEGE PLANS?		ILLICIT DRUG USE: LIFETIME				
		M	F	White	Black	NE	NC	S	W	Yes	No	None	Mari- juana Only	Few Pills	More Pills	Any Her- oin
<i>N (Weighted No. of Cases):</i>	2686	1222	1342	1738	324	575	711	919	481	1909	616	1184	650	291	438	58
<i>% of Weighted Total:</i>	100.0	45.5	50.0	64.7	12.1	21.4	26.5	34.2	17.9	71.1	22.9	44.1	24.2	10.8	16.3	2.2
D08G: I get a real kick out of doing things that are a little dangerous																
1. Disagree	13.7	8.6	17.9	10.3	33.7	10.4	14.2	16.4	11.3	13.3	15.0	19.6	11.5	9.3	4.3	8.3
2. Mostly disagree	14.7	11.2	18.0	15.1	14.2	15.5	10.7	16.3	17.0	15.6	12.5	19.0	11.9	13.0	9.8	3.1
3. Neither	23.1	21.4	24.5	23.3	22.3	25.9	23.7	21.9	21.5	23.2	21.9	23.3	26.1	19.6	20.7	17.1
4. Mostly agree	30.0	33.0	27.7	32.4	20.0	30.0	32.4	27.9	30.5	30.4	28.1	23.8	32.9	36.9	37.7	43.9
5. Agree	18.5	25.8	11.9	18.9	9.8	18.2	19.0	17.5	19.8	17.5	22.6	14.3	17.6	21.2	27.5	27.7
<i>Item 7050 Subject Q04</i>	<i>N</i> 2408	1109	1243	1647	283	481	657	821	448	1799	560	1086	595	264	385	49
D08H: Sometimes I think that I am no good at all																
1. Disagree	41.2	45.2	37.7	39.6	57.6	35.1	44.2	44.2	38.1	41.9	38.4	44.7	44.1	30.6	35.9	32.8
2. Mostly disagree	24.2	22.3	26.0	26.0	20.5	25.6	25.7	23.1	22.6	25.3	21.5	23.3	22.2	31.1	24.0	25.7
3. Neither	15.0	14.4	15.5	14.9	9.0	16.0	13.4	14.6	17.1	14.7	16.6	12.8	16.3	20.2	16.0	19.7
4. Mostly agree	13.0	11.6	14.3	13.4	8.1	15.0	12.4	12.0	13.6	13.1	12.6	13.3	11.4	11.5	16.3	12.8
5. Agree	6.5	6.4	6.6	6.1	4.8	8.3	4.3	6.1	8.7	5.1	10.9	6.0	5.9	6.6	7.8	9.0
<i>Item 12680 Subject Q01</i>	<i>N</i> 2404	1106	1242	1645	282	478	655	822	450	1799	557	1088	595	264	383	49
D08I: I am able to do things as well as most other people																
1. Disagree	2.5	3.1	1.2	2.3	2.8	2.4	3.4	2.5	1.1	1.5	5.4	2.5	1.9	3.3	1.7	10.2
2. Mostly disagree	3.6	3.6	3.5	3.7	3.6	4.1	3.8	3.8	2.8	3.6	4.0	3.3	4.2	1.9	5.1	3.9
3. Neither	11.4	10.3	12.0	11.2	6.8	14.0	10.8	9.0	13.6	10.2	14.6	11.4	7.9	11.3	15.7	14.1
4. Mostly agree	39.3	36.1	42.7	42.2	33.6	42.2	39.4	38.9	37.0	40.1	37.5	39.2	40.4	45.4	35.7	41.8
5. Agree	43.2	46.8	40.6	40.6	53.3	37.3	42.6	45.8	45.4	44.6	38.4	43.7	45.7	38.2	41.8	29.9
<i>Item 12580 Subject Q01</i>	<i>N</i> 2393	1101	1235	1642	281	470	656	817	449	1793	553	1087	590	261	379	49
D08J: The future often seems hopeless																
1. Disagree	47.1	47.7	46.7	47.6	53.9	41.3	47.4	52.4	43.2	49.4	39.2	52.5	47.9	41.4	37.2	38.5
2. Mostly disagree	24.5	23.1	26.0	25.6	19.6	26.0	23.9	24.1	24.5	25.8	20.2	23.0	25.1	29.6	23.6	26.0
3. Neither	13.4	13.2	13.1	13.0	11.5	17.4	12.9	10.7	14.8	12.3	17.8	11.7	12.8	15.0	17.4	18.2
4. Mostly agree	9.4	9.4	9.5	8.9	11.1	9.3	11.5	8.5	8.2	7.9	13.9	8.1	9.6	8.0	13.7	9.4
5. Agree	5.6	6.6	4.7	4.8	3.9	6.0	4.3	4.4	9.3	4.6	8.9	4.6	4.6	6.1	8.1	8.0
<i>Item 23720 Subject P01, Q01</i>	<i>N</i> 2386	1100	1230	1638	278	471	652	814	448	1786	553	1083	587	261	380	49
D08K: I like to test myself every now and then by doing something a little risky																
1. Disagree	16.4	10.6	21.1	13.7	33.9	12.2	16.9	19.8	13.8	17.8	11.7	24.1	11.6	11.1	6.5	8.9
2. Mostly disagree	14.8	12.7	17.0	15.2	14.3	14.8	15.2	14.3	15.4	14.7	14.1	17.0	13.8	13.4	12.0	11.6
3. Neither	23.4	24.3	23.2	24.3	18.3	26.7	21.0	22.7	24.9	21.9	29.4	21.5	26.0	26.3	22.5	24.6
4. Mostly agree	28.5	30.8	26.2	30.4	19.3	28.9	31.7	25.8	28.3	29.4	25.7	25.0	32.3	29.9	32.4	24.4
5. Agree	16.8	21.6	12.4	16.4	14.1	17.4	15.3	17.3	17.6	16.2	19.1	12.3	16.3	19.3	26.6	30.6
<i>Item 7060 Subject Q04</i>	<i>N</i> 2386	1101	1231	1637	280	469	656	815	446	1787	553	1082	590	260	380	48
D08L: I feel that I can't do anything right																
1. Disagree	47.0	50.0	45.1	45.8	58.2	43.4	48.6	49.6	44.0	49.3	38.6	50.3	48.3	44.3	39.1	42.5
2. Mostly disagree	26.3	23.5	28.6	28.4	20.6	27.2	24.3	25.6	29.5	27.4	22.9	25.9	28.0	26.1	24.3	26.1
3. Neither	14.9	13.6	15.5	15.0	9.4	19.1	14.9	12.8	14.0	13.4	20.2	12.9	13.2	17.4	21.6	13.6
4. Mostly agree	7.8	7.8	7.7	7.4	7.9	6.4	8.1	8.6	7.1	6.8	11.5	7.2	7.5	8.2	9.6	10.7
5. Agree	4.0	5.1	3.1	3.4	4.0	3.8	4.1	3.4	5.3	3.1	6.9	3.7	2.9	4.0	5.4	7.1
<i>Item 12720 Subject Q01</i>	<i>N</i> 2377	1093	1229	1634	278	470	652	811	445	1782	549	1079	586	259	380	48
D08M: On the whole, I'm satisfied with myself																
1. Disagree	3.7	4.5	2.8	3.0	5.2	2.9	3.6	5.1	2.5	2.8	6.6	3.2	3.4	4.5	4.6	9.0
2. Mostly disagree	5.9	5.2	6.3	6.6	3.4	6.9	4.9	6.0	6.1	5.8	6.2	4.6	5.6	3.5	11.9	4.3
3. Neither	11.8	10.5	13.1	12.0	9.7	13.4	9.7	11.1	14.7	10.4	15.9	10.5	12.2	14.0	12.6	23.7
4. Mostly agree	32.2	30.5	33.1	32.1	27.7	37.3	30.6	29.6	33.9	32.7	30.3	31.2	32.5	36.9	31.9	27.0
5. Agree	46.3	49.3	44.7	46.2	54.1	39.5	51.2	48.2	42.9	48.3	41.0	50.5	46.3	41.1	39.1	36.0
<i>Item 12620 Subject P01, Q01</i>	<i>N</i> 2371	1091	1225	1626	279	466	650	811	443	1780	546	1077	589	254	377	49

DESCRIPTIVE RESULTS: 1997

239

QUESTIONNAIRE FORM 6 1997	TOTAL	SEX		RACE		REGION				COLLEGE PLANS?		ILLICIT DRUG USE: LIFETIME					
		M	F	White	Black	NE	NC	S	W	Yes	No	None	Mari- juana Only	Few Pills	More Pills	Any Her- oin	
<i>N (Weighted No. of Cases):</i> <i>% of Weighted Total:</i>	2686 100.0	1222 45.5	1342 50.0	1738 64.7	324 12.1	575 21.4	711 26.5	919 34.2	481 17.9	1909 71.1	616 22.9	1184 44.1	650 24.2	291 10.8	438 16.3	58 2.2	
D08N: I feel that my life is not very useful																	
1. Disagree	52.9	54.4	52.2	52.5	63.6	45.3	53.6	57.6	51.5	54.7	46.6	58.0	54.1	49.2	40.9	38.1	
2. Mostly disagree	21.7	19.3	23.8	22.4	17.7	24.5	22.2	19.9	21.5	22.6	18.7	20.8	20.4	25.4	25.2	17.8	
3. Neither	14.7	14.2	15.1	15.2	8.0	19.9	13.1	12.8	15.3	13.9	17.8	11.8	16.2	17.5	17.6	24.4	
4. Mostly agree	6.6	6.9	6.1	6.9	5.5	5.7	7.9	5.5	8.0	5.6	10.4	5.8	5.4	5.5	11.2	13.4	
5. Agree	4.0	5.2	2.9	3.0	5.2	4.6	3.3	4.3	3.7	3.2	6.5	3.6	3.8	2.4	5.2	6.2	
<i>Item 12750 Subject Q01</i>	<i>N</i>	<i>2374</i>	<i>1095</i>	<i>1225</i>	<i>1634</i>	<i>277</i>	<i>469</i>	<i>652</i>	<i>813</i>	<i>439</i>	<i>1776</i>	<i>552</i>	<i>1075</i>	<i>590</i>	<i>258</i>	<i>378</i>	<i>49</i>
D08O: It feels good to be alive																	
1. Disagree	2.8	3.7	1.7	2.4	2.2	3.3	2.8	2.8	2.3	2.3	4.6	2.7	2.8	2.5	1.5	17.0	
2. Mostly disagree	2.6	3.1	2.2	2.5	2.3	3.0	2.1	2.4	3.4	2.6	2.9	1.4	2.7	3.7	5.5	-	
3. Neither	11.2	11.7	10.4	11.6	5.2	13.9	11.5	9.0	11.7	9.8	15.7	9.2	11.0	11.3	16.3	17.4	
4. Mostly agree	21.4	20.0	22.7	22.9	15.7	26.4	21.5	18.4	21.1	21.3	22.1	20.6	20.8	28.0	19.7	26.9	
5. Agree	62.0	61.5	63.1	60.7	74.6	53.3	62.0	67.4	61.5	64.1	54.6	66.2	62.7	54.5	56.9	38.7	
<i>Item 23730 Subject P01, Q01</i>	<i>N</i>	<i>2375</i>	<i>1093</i>	<i>1227</i>	<i>1632</i>	<i>279</i>	<i>469</i>	<i>652</i>	<i>813</i>	<i>440</i>	<i>1777</i>	<i>552</i>	<i>1076</i>	<i>590</i>	<i>258</i>	<i>377</i>	<i>49</i>
The different questionnaire forms used in this study emphasize different topics. In the rest of this questionnaire, we ask more about your experiences and attitudes relating to alcohol and other drugs.																	
D09: On how many occasions (if any) have you been drunk or very high from drinking alcoholic beverages?																	
D09A: . . . in your lifetime?																	
1. 0 occasions	34.9	31.8	37.9	28.8	59.6	28.7	37.3	37.2	33.4	36.0	30.6	63.0	13.4	10.5	6.8	0.4	
2. 1-2	12.5	11.2	13.5	11.4	14.3	13.6	9.6	13.7	13.5	13.3	10.5	14.5	15.6	11.4	4.8	2.2	
3. 3-5	9.0	7.2	10.6	8.8	8.5	8.6	8.3	8.2	11.9	9.8	6.1	7.3	13.2	10.9	6.9	3.8	
4. 6-9	7.6	6.5	8.3	8.2	5.0	9.7	7.6	6.4	7.3	7.1	9.8	5.0	12.1	9.3	7.2	1.7	
5. 10-19	9.7	10.2	8.8	11.0	4.3	9.4	11.1	8.5	10.1	10.0	9.3	5.0	14.3	16.1	11.2	14.6	
6. 20-39	9.2	10.6	8.2	11.4	4.1	11.2	8.9	8.9	8.0	9.1	9.3	2.5	13.3	16.5	16.8	13.1	
7. 40 or more	17.2	22.5	12.7	20.4	4.2	18.8	17.2	17.0	15.8	14.8	24.4	2.7	18.0	25.3	46.2	64.1	
<i>Item 25020 Subject A01a</i>	<i>N</i>	<i>2337</i>	<i>1073</i>	<i>1214</i>	<i>1613</i>	<i>272</i>	<i>457</i>	<i>643</i>	<i>801</i>	<i>436</i>	<i>1755</i>	<i>536</i>	<i>1063</i>	<i>585</i>	<i>250</i>	<i>371</i>	<i>48</i>
D09B: . . . during the last 12 months?																	
1. 0 occasions	45.6	42.4	48.6	38.3	68.3	40.0	45.8	48.9	45.2	47.2	39.8	73.4	26.7	23.4	14.8	5.6	
2. 1-2	14.2	11.4	16.2	13.9	16.3	15.0	12.5	14.0	16.1	14.6	13.0	11.3	22.1	18.3	8.3	4.2	
3. 3-5	10.5	9.8	11.0	11.5	7.3	10.2	11.0	9.0	13.0	10.1	12.6	7.2	13.3	12.2	14.4	13.0	
4. 6-9	7.6	8.2	7.0	9.0	3.7	8.9	8.5	6.0	7.5	7.6	7.4	3.5	12.8	10.5	10.0	1.3	
5. 10-19	8.3	10.2	7.0	10.4	1.2	11.5	6.1	8.3	8.1	8.8	6.2	2.5	10.9	16.1	15.6	9.9	
6. 20-39	6.1	6.8	5.7	7.7	0.1	6.3	6.3	7.4	3.2	5.9	6.6	0.9	7.2	8.6	14.0	32.5	
7. 40 or more	7.8	11.2	4.6	9.3	3.0	8.1	9.8	6.5	6.9	5.8	14.5	1.2	7.0	10.9	22.9	33.5	
<i>Item 25030 Subject A01b</i>	<i>N</i>	<i>2336</i>	<i>1073</i>	<i>1212</i>	<i>1613</i>	<i>271</i>	<i>456</i>	<i>644</i>	<i>800</i>	<i>435</i>	<i>1753</i>	<i>538</i>	<i>1060</i>	<i>585</i>	<i>251</i>	<i>372</i>	<i>48</i>
D09C: . . . during the last 30 days?																	
1. 0 occasions	63.1	57.5	67.6	56.3	84.8	61.3	63.5	62.7	64.8	64.7	57.9	86.6	51.4	43.5	32.2	19.5	
2. 1-2	16.0	15.8	16.5	18.5	8.2	14.5	15.7	15.9	18.3	16.3	16.0	8.1	23.8	26.1	21.0	10.2	
3. 3-5	8.5	9.5	7.9	10.3	3.3	10.2	6.9	9.2	7.8	8.7	7.2	2.9	12.6	13.8	14.9	5.8	
4. 6-9	5.7	8.0	3.6	7.2	1.3	7.2	6.3	5.7	3.2	5.2	6.9	1.7	5.4	9.5	13.0	18.5	
5. 10-19	3.9	4.8	3.1	4.7	1.9	3.8	4.4	4.2	2.6	3.3	6.2	0.3	4.7	4.9	9.9	23.4	
6. 20-39	1.4	2.1	0.7	1.6	0.6	1.4	1.4	1.2	1.7	1.2	1.6	0.3	0.9	0.9	4.6	10.1	
7. 40 or more	1.4	2.3	0.6	1.5	-	1.5	1.8	1.0	1.6	0.6	4.3	0.1	1.2	1.3	4.5	12.5	
<i>Item 25040 Subject A01c</i>	<i>N</i>	<i>2335</i>	<i>1073</i>	<i>1212</i>	<i>1612</i>	<i>271</i>	<i>456</i>	<i>644</i>	<i>800</i>	<i>435</i>	<i>1751</i>	<i>538</i>	<i>1059</i>	<i>585</i>	<i>251</i>	<i>372</i>	<i>48</i>
D10: Steroids, or anabolic steroids, are sometimes prescribed by doctors to promote healing from certain types of injuries. Some athletes, and others, have used them to try to increase muscle development. On how many occasions (if any) have you taken steroids on your own—that is, without a doctor telling you to take them . . .																	

MONITORING THE FUTURE

QUESTIONNAIRE FORM 6 1997	TOTAL	SEX		RACE		REGION				COLLEGE PLANS?		ILLICIT DRUG USE: LIFETIME				
		M	F	White	Black	NE	NC	S	W	Yes	No	None	Mari- juana Only	Few Pills	More Pills	Any Her- oin
<i>N (Weighted No. of Cases):</i> <i>% of Weighted Total:</i>	2686 100.0	1222 45.5	1342 50.0	1738 64.7	324 12.1	575 21.4	711 26.5	919 34.2	481 17.9	1909 71.1	616 22.9	1184 44.1	650 24.2	291 10.8	438 16.3	58 2.2
D10A: . . . in your lifetime?																
1. 0 occasions	98.1	96.9	99.1	98.2	99.8	97.3	97.1	98.9	98.8	98.8	95.8	100.0	100.0	94.8	93.9	86.4
2. 1-2	0.6	1.2	-	0.7	-	1.0	1.0	0.3	-	0.4	1.0	-	-	2.7	1.4	2.2
3. 3-5	0.4	0.3	0.6	0.5	-	0.3	0.8	0.4	-	0.2	0.9	-	-	1.0	1.9	-
4. 6-9	0.3	0.3	0.2	0.2	-	0.2	0.6	-	0.5	0.3	0.4	-	-	0.3	1.2	2.6
5. 10-19	0.1	0.1	-	-	-	-	0.2	0.1	-	-	0.4	-	-	-	0.5	-
6. 20-39	0.1	0.2	0.1	0.1	0.2	0.2	0.1	0.1	0.1	0.2	-	-	-	0.5	0.2	1.4
7. 40 or more	0.4	1.0	-	0.4	-	1.1	0.3	0.1	0.6	0.1	1.6	-	-	0.7	0.7	7.4
<i>Item 22690 Subject A01a</i>	<i>N</i> 2351	1083	1217	1611	275	455	646	804	445	1764	542	1070	579	252	382	45
D10B: . . . during the last 12 months?																
1. 0 occasions	98.8	98.1	99.5	98.9	99.8	97.7	98.5	99.6	98.8	99.2	97.3	100.0	100.0	97.8	96.3	87.2
2. 1-2	0.4	0.5	0.2	0.5	-	0.8	0.7	0.1	-	0.2	0.7	-	-	0.3	1.7	2.1
3. 3-5	0.2	0.2	0.1	0.2	-	-	0.2	0.2	0.5	0.1	0.5	-	-	0.5	0.5	2.4
4. 6-9	0.2	0.2	0.2	0.1	-	0.2	0.6	-	-	0.2	0.2	-	-	0.3	1.0	-
5. 10-19	0.1	0.1	-	0.1	0.2	0.2	0.1	-	-	0.1	-	-	-	-	0.2	1.3
6. 20-39	*	0.1	-	-	-	-	-	-	0.1	*	-	-	-	0.3	-	-
7. 40 or more	0.4	0.8	-	0.3	-	1.1	-	0.1	0.6	0.1	1.3	-	-	0.7	0.3	7.0
<i>Item 22700 Subject A01b</i>	<i>N</i> 2354	1081	1220	1616	275	455	649	804	446	1766	543	1070	579	252	383	47
D10C: . . . during the last 30 days?																
1. 0 occasions	99.1	98.4	99.8	99.3	99.8	98.3	98.9	99.7	99.0	99.5	97.7	100.0	100.0	98.3	97.5	89.2
2. 1-2	0.4	0.7	0.1	0.4	-	0.4	0.8	0.1	0.5	0.3	0.9	-	-	0.3	1.9	2.4
3. 3-5	0.1	0.1	-	*	0.2	-	0.1	0.1	-	*	0.1	-	-	0.3	-	1.3
4. 6-9	0.1	-	0.2	-	-	0.2	0.2	-	-	0.1	-	-	-	0.3	0.3	-
5. 10-19	-	-	-	-	-	-	-	-	-	-	-	-	-	-	-	-
6. 20-39	-	-	-	-	-	-	-	-	-	-	-	-	-	-	-	-
7. 40 or more	0.4	0.8	-	0.3	-	1.1	-	0.1	0.6	0.1	1.3	-	-	0.7	0.3	7.0
<i>Item 22710 Subject A01c</i>	<i>N</i> 2356	1082	1221	1617	276	455	649	806	446	1768	543	1070	580	252	383	47
THE FOLLOWING QUESTIONS REFER ONLY TO TAKING ANABOLIC STEROIDS WITHOUT A DOCTOR'S ORDERS. IF YOU HAVE NEVER DONE THIS, GO TO QUESTION D13.																
D11: What have been the most important reasons for your using steroids on your own? (Mark all that apply.)																
A. To speed up recovery from an injury	23.5	6.4	65.5	20.4	100.0	-	15.9	72.2	32.7	30.9	17.3	-	-	-	31.3	12.0
B. To help prevent injury	18.7	25.9	-	6.4	-	16.9	11.6	21.9	32.7	11.1	25.1	-	-	36.0	6.1	-
C. To improve athletic performance	37.6	52.1	-	44.4	-	61.7	23.6	49.6	34.5	33.3	41.3	-	-	40.0	52.7	23.2
D. To improve my physical appearance	29.3	40.5	-	44.7	-	56.3	39.3	-	-	19.7	37.3	-	-	39.1	28.8	43.0
E. Other reason(s)	10.5	2.2	34.5	8.4	-	7.2	20.6	-	-	16.9	5.1	-	-	-	15.5	21.9
<i>Item 23740-23780 Subject A06a</i>	<i>N†</i> 35	25	6	20	1	8	15	5	8	16	19	-	-	8	16	5
D12: What methods have you used for taking steroids on your own? (Mark all that apply.)																
A. Injection	40.6	51.7	18.4	46.4	-	71.2	29.8	49.6	26.3	26.7	52.2	-	-	22.9	53.0	69.4
B. By mouth	60.5	63.7	65.5	68.1	-	44.8	70.6	85.5	41.0	51.2	68.3	-	-	77.1	61.1	41.8
<i>Item 23790-23800 Subject A05d</i>	<i>N†</i> 35	25	6	20	1	8	15	5	8	16	19	-	-	8	16	5
D13: On how many occasions (if any) have you taken any drugs by injection with a needle (like heroin, cocaine, amphetamines, or steroids) . . .																
Do NOT include anything you took under a doctor's orders.																
D13A: . . . in your lifetime?																
1. 0 occasions	98.2	97.4	99.0	98.5	99.6	96.4	98.4	98.9	98.3	98.9	95.7	100.0	100.0	98.5	95.6	61.0
2. 1-2	0.6	0.7	0.6	0.7	0.4	1.1	0.5	0.7	-	0.4	1.4	-	-	-	1.3	18.6
3. 3-5	0.4	0.6	0.2	0.4	-	1.2	0.2	0.1	0.6	0.3	1.0	-	-	0.3	1.0	5.6
4. 6-9	0.2	0.3	0.1	*	-	0.1	0.2	0.2	0.5	0.1	0.7	-	-	0.2	1.1	0.9
5. 10-19	0.1	0.1	0.1	0.1	-	-	0.3	-	0.3	0.1	0.2	-	-	-	0.3	4.3
6. 20-39	0.1	0.2	-	0.2	-	0.3	0.2	-	-	-	0.5	-	-	0.5	-	2.4
7. 40 or more	0.3	0.6	0.1	0.2	-	0.9	0.2	0.1	0.4	0.2	0.6	-	-	0.5	0.8	7.2
<i>Item 25050 Subject A01a</i>	<i>N</i> 2307	1051	1201	1588	270	449	643	779	436	1743	519	1049	569	249	369	50

†=excludes respondents for whom question was inappropriate.*=less than .05 percent.

DESCRIPTIVE RESULTS: 1997

241

QUESTIONNAIRE FORM 6 1997	TOTAL	SEX		RACE		REGION				COLLEGE PLANS?		ILLICIT DRUG USE: LIFETIME				
		M	F	White	Black	NE	NC	S	W	Yes	No	None	Mari- juana Only	Few Pills	More Pills	Any Her- oin
<i>N (Weighted No. of Cases):</i> <i>% of Weighted Total:</i>	2686 100.0	1222 45.5	1342 50.0	1738 64.7	324 12.1	575 21.4	711 26.5	919 34.2	481 17.9	1909 71.1	616 22.9	1184 44.1	650 24.2	291 10.8	438 16.3	58 2.2
D13B: . . . during the last 12 months?																
1. 0 occasions	98.9	98.1	99.6	99.1	99.6	96.9	99.2	99.6	99.1	99.2	97.8	100.0	100.0	99.0	97.2	75.0
2. 1-2	0.4	0.7	0.2	0.5	0.4	1.5	0.2	0.2	-	0.4	0.4	-	-	0.1	0.8	12.9
3. 3-5	0.2	0.4	-	0.1	-	0.4	-	0.1	0.5	*	0.7	-	-	0.3	0.8	1.6
4. 6-9	0.1	*	0.1	*	-	0.1	0.3	0.1	-	0.1	0.3	-	-	0.2	0.5	0.9
5. 10-19	0.1	0.1	0.1	0.1	-	0.3	-	-	0.2	0.1	0.2	-	-	-	0.3	2.4
6. 20-39	-	-	-	-	-	-	-	-	-	-	-	-	-	-	-	-
7. 40 or more	0.3	0.6	-	0.2	-	0.9	0.2	0.1	0.1	0.2	0.7	-	-	0.5	0.5	7.2
<i>Item 25060 Subject A01b</i>	<i>N</i> 2308	1049	1204	1589	271	449	643	780	435	1746	517	1049	571	249	369	50
D13C: . . . during the last 30 days?																
1. 0 occasions	99.1	98.5	99.8	99.4	99.6	97.9	99.3	99.8	99.1	99.4	98.3	100.0	100.0	99.0	97.4	85.1
2. 1-2	0.4	0.8	*	0.3	0.4	0.9	0.6	0.1	0.5	0.4	0.7	-	-	0.1	1.6	8.2
3. 3-5	*	0.1	-	*	-	-	-	0.1	-	-	0.1	-	-	0.3	-	-
4. 6-9	0.2	0.1	0.2	0.1	-	0.4	0.2	-	0.2	0.1	0.2	-	-	0.2	0.6	2.4
5. 10-19	-	-	-	-	-	-	-	-	-	-	-	-	-	-	-	-
6. 20-39	-	-	-	-	-	-	-	-	-	-	-	-	-	-	-	-
7. 40 or more	0.2	0.5	-	0.2	-	0.9	-	0.1	0.1	0.1	0.7	-	-	0.5	0.5	4.2
<i>Item 25070 Subject A01c</i>	<i>N</i> 2306	1049	1203	1588	271	449	643	780	433	1744	517	1049	569	249	369	50
D14: When (if ever) did you FIRST inject any drug with a needle (without doctor's orders)																
8. Never	98.4	97.6	99.3	98.7	99.4	96.2	98.9	99.0	99.1	98.8	97.0	100.0	100.0	98.5	96.9	53.3
1. Grade 6 or below	0.3	0.6	-	0.1	-	0.5	0.4	0.1	0.1	0.2	0.4	-	-	-	0.2	12.7
2. Grade 7	0.1	0.1	0.2	*	0.2	0.4	-	0.1	-	0.1	0.1	-	-	0.7	0.2	1.3
3. Grade 8	0.1	0.2	-	-	-	-	-	0.1	0.5	*	0.4	-	-	-	0.6	1.4
4. Grade 9	0.3	0.5	-	0.1	-	0.2	0.4	0.4	-	0.1	0.8	-	-	-	1.0	6.0
5. Grade 10	0.4	0.3	0.5	0.5	-	1.3	0.2	-	0.3	0.4	0.2	-	-	-	1.0	11.2
6. Grade 11	0.1	0.3	-	0.2	-	0.4	*	0.1	-	*	0.5	-	-	-	-	6.0
7. Grade 12	0.3	0.5	0.1	0.3	0.5	1.0	-	0.2	-	0.2	0.6	-	-	0.8	0.2	8.2
<i>Item 25680 Subject A01g</i>	<i>N</i> 2256	1033	1178	1564	255	443	632	755	426	1706	508	1033	560	247	351	44
D15: When (if ever) did you FIRST do each of the following things? Don't count anything you took because a doctor told you to.																
D15A: Smoke your first cigarette																
8. Never	36.3	36.0	36.4	30.8	58.5	33.4	33.3	37.5	41.2	39.3	26.4	63.0	16.0	16.1	8.9	3.6
1. Grade 6 or below	13.0	14.7	11.3	13.4	7.5	13.5	13.7	13.3	10.9	11.3	18.4	5.5	12.7	13.2	29.7	49.8
2. Grade 7	10.4	10.6	10.3	11.4	7.7	11.3	10.8	8.9	11.6	9.4	14.0	4.5	13.6	15.3	17.8	17.7
3. Grade 8	9.1	8.6	9.7	10.5	3.2	9.2	8.4	10.2	8.0	8.9	9.7	4.3	13.9	11.9	13.4	14.4
4. Grade 9 (Freshman)	11.5	13.2	9.7	13.0	5.2	13.7	12.5	10.0	10.5	11.3	12.3	6.2	16.7	18.1	16.0	-
5. Grade 10 (Sophomore)	8.7	8.1	9.5	9.0	7.8	10.1	9.5	7.0	9.2	8.2	10.5	6.0	13.4	13.1	6.2	11.8
6. Grade 11 (Junior)	7.4	5.9	8.8	8.8	4.8	5.9	9.3	8.3	4.6	7.6	6.6	6.5	9.3	11.4	4.6	-
7. Grade 12 (Senior)	3.6	3.0	4.2	3.1	5.2	2.9	2.5	4.7	4.0	4.0	2.1	4.0	4.4	0.9	3.4	2.7
<i>Item 5575 Subject A01g</i>	<i>N</i> 2212	1004	1161	1550	248	431	596	760	426	1682	492	1007	540	242	360	44
D15B: Smoke cigarettes on a daily basis																
8. Never	68.0	67.4	68.7	62.7	92.1	65.4	66.2	69.4	70.8	73.0	50.3	92.8	58.1	48.6	31.6	10.5
1. Grade 6 or below	1.1	1.7	0.6	0.8	1.3	1.6	1.1	1.2	0.5	0.8	2.2	0.2	0.6	1.4	2.6	16.6
2. Grade 7	1.6	1.4	1.8	2.0	-	2.9	2.3	0.7	0.7	0.9	4.0	0.4	0.5	2.4	5.2	8.0
3. Grade 8	3.1	3.5	2.7	3.8	0.6	2.6	4.5	2.3	3.2	2.2	6.1	0.8	1.5	4.2	10.4	14.2
4. Grade 9 (Freshman)	6.2	6.2	6.0	7.2	0.7	8.2	5.2	5.8	6.6	5.3	10.0	0.8	8.7	7.8	15.3	20.7
5. Grade 10 (Sophomore)	8.2	9.2	7.1	10.0	1.9	8.7	7.8	9.2	6.7	6.8	12.9	1.7	11.4	13.8	17.1	16.3
6. Grade 11 (Junior)	6.8	6.5	7.3	8.2	1.0	7.0	8.0	6.3	5.9	6.3	8.8	1.8	9.9	12.1	13.4	6.1
7. Grade 12 (Senior)	5.0	4.0	5.8	5.3	2.4	3.6	5.0	5.2	5.7	4.7	5.8	1.6	9.3	9.7	4.5	7.6
<i>Item 5570 Subject A01g</i>	<i>N</i> 2231	1005	1178	1547	263	432	610	759	430	1698	493	1017	559	239	354	43

*=less than .05 percent.

MONITORING THE FUTURE

QUESTIONNAIRE FORM 6 1997	TOTAL	SEX		RACE		REGION				COLLEGE PLANS?		ILLCIT DRUG USE: LIFETIME					
		M	F	White	Black	NE	NC	S	W	Yes	No	None	Mari- juana Only	Few Pills	More Pills	Any Her- oin	
<i>N (Weighted No. of Cases):</i>	2686	1222	1342	1738	324	575	711	919	481	1909	616	1184	650	291	438	58	
<i>% of Weighted Total:</i>	100.0	45.5	50.0	64.7	12.1	21.4	26.5	34.2	17.9	71.1	22.9	44.1	24.2	10.8	16.3	2.2	
D15C: Try smokeless tobacco (snuff, plug or chewing tobacco)																	
8. Never	73.7	56.8	88.4	67.2	94.2	75.9	69.7	73.5	77.7	76.5	64.9	87.2	69.3	65.9	50.7	47.7	
1. Grade 6 or below	4.7	8.4	1.5	6.0	1.8	2.8	6.3	6.4	1.4	3.6	8.0	2.8	3.8	4.4	9.7	16.2	
2. Grade 7	2.9	4.7	1.2	3.6	0.5	3.0	1.8	4.3	1.9	2.2	4.5	0.9	3.0	3.6	8.0	3.5	
3. Grade 8	2.6	4.7	0.9	3.0	0.2	2.2	3.7	2.2	2.2	2.2	4.0	0.9	3.5	2.6	5.7	8.1	
4. Grade 9 (Freshman)	6.5	11.1	2.4	8.2	1.1	6.2	5.9	7.4	5.9	6.5	6.9	3.2	8.1	8.4	10.9	15.5	
5. Grade 10 (Sophomore)	4.8	7.2	2.8	5.7	1.7	5.5	7.5	1.7	5.6	4.5	5.8	2.4	6.2	6.0	9.0	2.1	
6. Grade 11 (Junior)	3.6	5.3	2.2	4.8	0.2	2.8	4.5	2.4	5.1	3.3	4.9	1.5	5.4	7.8	3.8	3.6	
7. Grade 12 (Senior)	1.2	1.8	0.7	1.5	0.3	1.5	0.6	2.0	0.3	1.3	0.9	1.0	0.8	1.4	2.0	3.3	
<i>Item 5576 Subject A01g</i>	<i>N</i>	<i>2302</i>	<i>1054</i>	<i>1193</i>	<i>1591</i>	<i>266</i>	<i>443</i>	<i>639</i>	<i>781</i>	<i>439</i>	<i>1734</i>	<i>526</i>	<i>1040</i>	<i>574</i>	<i>250</i>	<i>368</i>	<i>49</i>
D16: In the future, do you think that you will . . .																	
D16A: Smoke cigarettes																	
1. Definitely will	6.6	7.2	5.4	6.5	5.8	7.5	9.3	4.3	5.5	4.5	12.8	3.7	5.1	5.4	12.5	34.5	
2. Probably will	12.3	10.1	13.9	14.2	3.3	12.2	14.2	12.8	8.5	10.7	17.7	3.9	15.8	17.6	24.5	29.0	
3. Don't know	10.7	11.6	9.6	11.5	4.7	11.2	11.0	10.2	10.5	9.0	15.8	4.5	13.4	18.0	18.8	8.1	
4. Probably won't	15.6	14.5	16.9	16.5	14.7	13.3	15.0	17.0	16.3	16.3	14.2	13.9	17.6	19.6	15.2	14.5	
5. Definitely won't	54.9	56.5	54.1	51.3	71.6	55.8	50.6	55.7	59.1	59.4	39.5	74.1	48.0	39.5	29.0	13.8	
<i>Item 24440 Subject A04a</i>	<i>N</i>	<i>2322</i>	<i>1067</i>	<i>1200</i>	<i>1601</i>	<i>270</i>	<i>447</i>	<i>644</i>	<i>789</i>	<i>442</i>	<i>1748</i>	<i>531</i>	<i>1048</i>	<i>572</i>	<i>251</i>	<i>378</i>	<i>51</i>
D16B: Drink alcoholic beverages																	
1. Definitely will	24.0	29.2	18.9	26.2	17.0	30.2	23.9	20.8	23.8	24.5	22.7	14.1	28.6	31.2	36.8	48.2	
2. Probably will	38.6	34.1	43.0	42.2	28.9	40.2	39.9	35.8	40.0	38.0	40.2	32.9	42.4	48.9	42.6	40.7	
3. Don't know	14.0	13.1	14.6	12.6	16.2	14.0	12.5	15.3	13.8	13.8	15.1	15.8	15.4	8.4	10.3	7.9	
4. Probably won't	8.0	7.6	8.5	6.7	9.2	5.2	6.0	10.4	9.2	8.1	8.0	10.6	6.5	7.0	4.4	3.2	
5. Definitely won't	15.4	16.0	15.0	12.3	28.8	10.4	17.7	17.7	13.2	15.6	13.9	26.5	7.1	4.5	5.9	-	
<i>Item 24450 Subject A04a</i>	<i>N</i>	<i>2322</i>	<i>1069</i>	<i>1200</i>	<i>1603</i>	<i>270</i>	<i>447</i>	<i>644</i>	<i>789</i>	<i>442</i>	<i>1750</i>	<i>531</i>	<i>1049</i>	<i>571</i>	<i>251</i>	<i>379</i>	<i>51</i>
D16C: Try or use marijuana																	
1. Definitely will	10.5	13.1	7.9	10.6	9.7	14.9	8.8	9.1	11.1	10.0	12.0	3.6	10.9	13.7	21.7	46.8	
2. Probably will	14.4	12.9	14.9	15.1	13.8	16.4	13.4	13.4	15.4	13.3	18.3	3.0	22.2	20.8	28.1	25.0	
3. Don't know	13.5	12.7	14.2	13.4	12.5	16.4	10.7	11.1	19.2	13.8	12.4	6.0	22.0	18.8	17.3	13.3	
4. Probably won't	12.6	13.1	12.5	13.5	11.6	12.8	12.8	12.9	11.7	13.8	9.6	11.4	14.8	16.5	10.8	12.2	
5. Definitely won't	49.0	48.2	50.4	47.4	52.3	39.5	54.4	53.5	42.5	49.2	47.7	76.1	30.1	30.2	22.1	2.6	
<i>Item 24460 Subject A04a</i>	<i>N</i>	<i>2313</i>	<i>1065</i>	<i>1195</i>	<i>1595</i>	<i>270</i>	<i>446</i>	<i>644</i>	<i>783</i>	<i>441</i>	<i>1742</i>	<i>530</i>	<i>1047</i>	<i>571</i>	<i>251</i>	<i>377</i>	<i>50</i>
D16D: Try or use "crack" cocaine																	
1. Definitely will	2.6	2.7	1.9	2.1	3.4	3.6	3.5	1.7	1.7	1.4	5.9	2.0	2.0	2.1	2.5	20.6	
2. Probably will	1.3	1.3	1.4	1.5	1.1	2.0	0.8	1.3	1.6	1.4	1.3	0.8	-	0.5	4.0	12.0	
3. Don't know	2.6	3.1	2.3	2.6	0.8	2.8	3.5	1.6	2.9	2.3	3.8	0.7	1.1	4.0	8.4	10.6	
4. Probably won't	4.7	4.8	4.2	5.1	1.7	5.5	4.9	3.2	6.1	4.9	4.1	3.3	4.3	7.1	7.1	4.4	
5. Definitely won't	88.8	88.1	90.1	88.8	93.0	86.1	87.3	92.2	87.7	90.0	84.9	93.2	92.7	86.3	78.0	52.4	
<i>Item 24470 Subject A04a</i>	<i>N</i>	<i>2312</i>	<i>1061</i>	<i>1197</i>	<i>1597</i>	<i>268</i>	<i>446</i>	<i>642</i>	<i>785</i>	<i>439</i>	<i>1743</i>	<i>528</i>	<i>1047</i>	<i>566</i>	<i>251</i>	<i>377</i>	<i>51</i>
D16E: Try or use cocaine in powder form																	
1. Definitely will	3.1	3.2	2.4	2.5	4.5	4.9	3.7	2.2	1.8	1.7	6.9	2.4	2.0	2.6	2.7	27.6	
2. Probably will	2.0	2.5	1.5	1.8	0.7	1.2	1.7	2.0	2.8	2.2	1.4	0.3	0.1	0.5	8.8	12.6	
3. Don't know	3.3	4.4	2.4	3.3	1.1	4.5	3.9	1.9	3.5	2.8	4.7	0.9	1.6	4.3	11.1	9.7	
4. Probably won't	5.3	5.1	5.1	5.9	1.9	6.3	5.7	3.2	7.5	5.6	4.6	3.1	5.2	6.9	9.0	14.9	
5. Definitely won't	86.4	84.8	88.5	86.5	91.8	83.1	84.9	90.6	84.3	87.6	82.5	93.3	91.1	85.7	68.4	35.2	
<i>Item 24480 Subject A04a</i>	<i>N</i>	<i>2317</i>	<i>1064</i>	<i>1199</i>	<i>1597</i>	<i>270</i>	<i>447</i>	<i>645</i>	<i>786</i>	<i>438</i>	<i>1744</i>	<i>530</i>	<i>1046</i>	<i>569</i>	<i>251</i>	<i>377</i>	<i>51</i>
D16F: Try or use any other illegal drugs																	
1. Definitely will	4.2	4.9	3.1	3.9	4.8	6.4	4.3	3.1	3.7	3.0	7.9	2.2	2.3	2.9	9.1	30.6	
2. Probably will	4.3	5.3	3.3	4.8	0.6	6.1	2.2	3.2	7.6	4.5	4.1	0.7	2.3	7.6	14.0	16.6	
3. Don't know	7.7	7.5	7.7	8.7	3.2	10.6	7.6	6.4	7.3	6.9	10.9	2.0	5.5	12.3	21.6	22.5	
4. Probably won't	6.7	6.0	7.3	7.2	3.3	8.2	5.9	5.9	8.0	7.7	4.2	4.9	8.4	9.3	6.9	11.2	
5. Definitely won't	77.0	76.3	78.6	75.4	88.1	68.7	79.9	81.4	73.3	78.1	72.8	90.2	81.5	67.9	48.4	19.2	
<i>Item 24490 Subject A04a</i>	<i>N</i>	<i>2310</i>	<i>1061</i>	<i>1196</i>	<i>1599</i>	<i>269</i>	<i>446</i>	<i>642</i>	<i>784</i>	<i>438</i>	<i>1743</i>	<i>526</i>	<i>1044</i>	<i>566</i>	<i>251</i>	<i>376</i>	<i>51</i>
D17: How do you think your CLOSE FRIENDS feel (or would feel) about YOU doing each of the following things?																	

QUESTIONNAIRE FORM 6 1997	TOTAL	SEX		RACE		REGION				COLLEGE PLANS?		ILLICIT DRUG USE: LIFETIME				
		M	F	White	Black	NE	NC	S	W	Yes	No	None	Mari- juana Only	Few Pills	More Pills	Any Her- oin
<i>N (Weighted No. of Cases):</i> <i>% of Weighted Total:</i>	2686 100.0	1222 45.5	1342 50.0	1738 64.7	324 12.1	575 21.4	711 26.5	919 34.2	481 17.9	1909 71.1	616 22.9	1184 44.1	650 24.2	291 10.8	438 16.3	58 2.2
D17A: Smoking cigarettes occasionally																
1. Don't disapprove	50.4	51.6	49.0	55.8	28.0	51.4	57.2	47.3	45.0	46.4	63.6	31.3	58.7	69.1	74.5	86.5
2. Disapprove	26.2	26.3	26.3	25.7	29.6	31.4	21.8	26.9	25.8	28.4	18.9	31.9	25.4	20.3	16.3	5.7
3. Strongly disapprove	23.5	22.2	24.7	18.5	42.3	17.1	21.0	25.8	29.2	25.2	17.4	36.8	15.9	10.6	9.2	7.7
<i>Item 30380 Subject A12b</i>	<i>N 2291</i>	<i>1051</i>	<i>1186</i>	<i>1583</i>	<i>261</i>	<i>437</i>	<i>635</i>	<i>784</i>	<i>434</i>	<i>1722</i>	<i>525</i>	<i>1034</i>	<i>562</i>	<i>248</i>	<i>374</i>	<i>51</i>
D17B: Smoking cigarettes every day																
1. Don't disapprove	37.6	39.1	35.8	42.5	18.3	37.5	45.8	35.7	28.9	31.9	55.9	19.9	44.1	50.6	63.8	73.1
2. Disapprove	26.2	27.4	25.3	25.2	30.1	29.0	23.4	26.4	27.2	28.2	19.7	26.2	27.8	29.9	21.2	14.9
3. Strongly disapprove	36.2	33.5	38.9	32.3	51.6	33.5	30.8	37.9	43.9	39.9	24.5	54.0	28.0	19.6	15.0	12.0
<i>Item 30390 Subject A12b</i>	<i>N 2284</i>	<i>1048</i>	<i>1183</i>	<i>1581</i>	<i>259</i>	<i>437</i>	<i>635</i>	<i>783</i>	<i>429</i>	<i>1718</i>	<i>524</i>	<i>1029</i>	<i>562</i>	<i>248</i>	<i>373</i>	<i>51</i>
D17C: Smoking one or more packs of cigarettes per day																
1. Don't disapprove	26.4	30.3	22.2	29.4	14.3	29.8	34.5	23.0	17.3	20.7	45.1	13.1	29.3	36.7	47.5	63.4
2. Disapprove	25.2	24.8	25.8	25.3	26.0	22.7	24.2	27.7	24.6	25.1	25.0	21.1	27.9	29.5	28.3	19.2
3. Strongly disapprove	48.4	44.9	52.0	45.4	59.7	47.5	41.3	49.3	58.1	54.2	29.8	65.8	42.8	33.8	24.2	17.4
<i>Item 11470 Subject A12b</i>	<i>N 2280</i>	<i>1045</i>	<i>1183</i>	<i>1577</i>	<i>259</i>	<i>435</i>	<i>635</i>	<i>783</i>	<i>428</i>	<i>1715</i>	<i>524</i>	<i>1029</i>	<i>562</i>	<i>246</i>	<i>371</i>	<i>51</i>
D17D: Using smokeless tobacco occasionally																
1. Don't disapprove	28.2	41.4	16.5	32.7	12.1	26.6	34.6	25.0	25.9	24.6	40.9	20.4	29.4	34.5	40.0	57.7
2. Disapprove	30.2	28.4	32.1	29.5	28.4	33.9	28.7	30.0	29.3	30.4	29.6	26.7	30.7	39.0	32.8	20.9
3. Strongly disapprove	41.6	30.3	51.4	37.8	59.5	39.5	36.7	45.0	44.8	45.0	29.5	52.9	39.9	26.4	27.2	21.5
<i>Item 30400 Subject A12b</i>	<i>N 2268</i>	<i>1036</i>	<i>1179</i>	<i>1569</i>	<i>256</i>	<i>429</i>	<i>634</i>	<i>779</i>	<i>426</i>	<i>1708</i>	<i>517</i>	<i>1023</i>	<i>556</i>	<i>248</i>	<i>369</i>	<i>50</i>
D17E: Using smokeless tobacco every day																
1. Don't disapprove	22.4	33.6	12.1	25.7	11.7	20.9	30.8	20.0	16.0	17.9	38.1	15.5	23.0	27.1	33.8	50.6
2. Disapprove	28.3	28.7	28.0	27.5	24.9	28.2	26.0	28.5	31.6	28.4	28.1	22.7	30.8	36.3	33.4	25.7
3. Strongly disapprove	49.3	37.7	59.9	46.8	63.4	50.9	43.2	51.5	52.4	53.7	33.8	61.8	46.2	36.6	32.8	23.7
<i>Item 30410 Subject A12b</i>	<i>N 2268</i>	<i>1036</i>	<i>1179</i>	<i>1568</i>	<i>257</i>	<i>430</i>	<i>633</i>	<i>780</i>	<i>424</i>	<i>1705</i>	<i>521</i>	<i>1024</i>	<i>557</i>	<i>245</i>	<i>369</i>	<i>50</i>
D17F: Using smokeless tobacco several times per day																
1. Don't disapprove	19.6	29.5	10.3	22.4	10.2	17.9	27.1	17.2	14.4	15.0	35.3	13.0	20.9	22.1	30.1	51.4
2. Disapprove	25.9	26.7	25.4	25.3	25.5	25.2	26.7	26.2	25.2	25.3	27.9	19.4	27.3	35.4	33.6	24.7
3. Strongly disapprove	54.5	43.8	64.3	52.3	64.2	56.9	46.2	56.7	60.4	59.7	36.8	67.6	51.8	42.6	36.3	23.9
<i>Item 30420 Subject A12b</i>	<i>N 2266</i>	<i>1035</i>	<i>1178</i>	<i>1566</i>	<i>257</i>	<i>432</i>	<i>630</i>	<i>778</i>	<i>425</i>	<i>1703</i>	<i>521</i>	<i>1023</i>	<i>557</i>	<i>246</i>	<i>367</i>	<i>51</i>
D17G: Trying marijuana once or twice																
1. Don't disapprove	47.0	49.0	45.2	49.4	37.1	54.9	41.2	43.1	54.9	47.1	47.1	22.4	62.3	64.3	75.3	83.4
2. Disapprove	20.3	21.2	19.5	19.9	21.3	22.3	21.0	19.3	19.0	20.1	21.3	23.6	20.9	21.4	9.8	8.2
3. Strongly disapprove	32.7	29.8	35.2	30.7	41.7	22.9	37.8	37.6	26.1	32.8	31.6	54.0	16.8	14.3	14.9	8.4
<i>Item 11480 Subject A12b</i>	<i>N 2280</i>	<i>1045</i>	<i>1183</i>	<i>1575</i>	<i>260</i>	<i>438</i>	<i>635</i>	<i>780</i>	<i>427</i>	<i>1712</i>	<i>526</i>	<i>1025</i>	<i>561</i>	<i>247</i>	<i>374</i>	<i>51</i>
D17H: Smoking marijuana occasionally																
1. Don't disapprove	37.2	38.9	35.1	38.7	32.1	45.9	32.1	33.9	41.9	35.4	42.7	14.5	48.0	52.6	67.0	81.3
2. Disapprove	21.5	23.2	20.3	21.0	22.0	20.6	22.0	20.6	23.6	21.6	21.4	21.2	26.6	20.8	15.1	9.3
3. Strongly disapprove	41.3	37.9	44.6	40.3	45.9	33.5	45.9	45.5	34.5	43.0	35.9	64.3	25.4	26.6	17.8	9.4
<i>Item 11490 Subject A12b</i>	<i>N 2278</i>	<i>1040</i>	<i>1186</i>	<i>1574</i>	<i>259</i>	<i>435</i>	<i>635</i>	<i>783</i>	<i>425</i>	<i>1712</i>	<i>525</i>	<i>1026</i>	<i>559</i>	<i>247</i>	<i>374</i>	<i>51</i>
D17I: Smoking marijuana regularly																
1. Don't disapprove	22.9	28.1	17.3	22.9	22.5	27.7	21.1	20.6	25.1	19.2	34.5	8.1	25.7	31.4	48.6	65.9
2. Disapprove	24.5	24.0	25.3	24.6	23.4	25.7	24.3	23.7	25.3	24.8	23.6	17.5	33.5	29.0	24.8	26.0
3. Strongly disapprove	52.5	47.8	57.4	52.6	54.1	46.6	54.7	55.7	49.7	56.0	41.9	74.4	40.9	39.6	26.6	8.1
<i>Item 11500 Subject A12b</i>	<i>N 2273</i>	<i>1039</i>	<i>1182</i>	<i>1572</i>	<i>258</i>	<i>435</i>	<i>634</i>	<i>779</i>	<i>425</i>	<i>1711</i>	<i>519</i>	<i>1026</i>	<i>555</i>	<i>245</i>	<i>373</i>	<i>51</i>
D17J: Trying "crack" cocaine once or twice																
1. Don't disapprove	7.7	8.5	6.8	8.1	4.7	8.3	8.5	6.3	8.6	6.7	11.2	4.6	6.6	9.1	12.4	41.8
2. Disapprove	14.9	15.9	14.0	15.0	7.6	18.7	15.6	10.3	18.1	14.5	16.4	12.1	13.2	19.4	19.4	25.2
3. Strongly disapprove	77.4	75.5	79.3	76.9	87.7	73.0	75.9	83.4	73.3	78.7	72.4	83.3	80.2	71.5	68.2	33.0
<i>Item 23940 Subject A12b</i>	<i>N 2284</i>	<i>1047</i>	<i>1183</i>	<i>1577</i>	<i>263</i>	<i>437</i>	<i>640</i>	<i>782</i>	<i>425</i>	<i>1712</i>	<i>527</i>	<i>1024</i>	<i>557</i>	<i>250</i>	<i>376</i>	<i>52</i>

QUESTIONNAIRE FORM 6 1997	TOTAL	SEX		RACE		REGION				COLLEGE PLANS?		ILLICIT DRUG USE: LIFETIME				
		M	F	White	Black	NE	NC	S	W	Yes	No	None	Mari- juana Only	Few Pills	More Pills	Any Her- oin
<i>N (Weighted No. of Cases):</i> <i>% of Weighted Total:</i>	2686 100.0	1222 45.5	1342 50.0	1738 64.7	324 12.1	575 21.4	711 26.5	919 34.2	481 17.9	1909 71.1	616 22.9	1184 44.1	650 24.2	291 10.8	438 16.3	58 2.2
D17K: Taking "crack" cocaine occasionally																
1. Don't disapprove	5.2	7.4	3.0	4.7	4.7	6.4	6.8	3.6	4.8	4.0	9.4	3.7	4.4	4.7	7.3	29.4
2. Disapprove	13.6	13.1	14.2	13.5	6.8	15.2	14.4	10.2	16.9	12.9	16.1	9.6	12.4	18.0	20.4	28.0
3. Strongly disapprove	81.1	79.5	82.8	81.8	88.5	78.4	78.8	86.2	78.3	83.1	74.6	86.7	83.2	77.3	72.4	42.5
<i>Item 23950 Subject A12b</i>	<i>N 2284</i>	<i>1048</i>	<i>1182</i>	<i>1576</i>	<i>263</i>	<i>436</i>	<i>642</i>	<i>781</i>	<i>425</i>	<i>1710</i>	<i>527</i>	<i>1022</i>	<i>558</i>	<i>250</i>	<i>375</i>	<i>52</i>
D17L: Trying cocaine powder once or twice																
1. Don't disapprove	8.6	10.6	6.7	8.7	4.9	10.8	9.2	6.5	9.6	7.7	12.0	4.0	5.9	9.8	19.3	47.1
2. Disapprove	15.1	16.1	14.1	15.8	7.5	19.5	15.3	11.1	17.6	14.2	18.5	11.9	12.3	20.8	21.5	27.5
3. Strongly disapprove	76.3	73.3	79.2	75.5	87.7	69.7	75.5	82.4	72.8	78.1	69.5	84.1	81.9	69.4	59.2	25.4
<i>Item 23960 Subject A12b</i>	<i>N 2279</i>	<i>1047</i>	<i>1179</i>	<i>1573</i>	<i>263</i>	<i>433</i>	<i>640</i>	<i>780</i>	<i>425</i>	<i>1707</i>	<i>527</i>	<i>1021</i>	<i>558</i>	<i>250</i>	<i>374</i>	<i>52</i>
D17M: Taking cocaine powder occasionally																
1. Don't disapprove	6.1	8.1	3.9	5.6	3.9	7.7	7.3	4.2	5.9	4.6	10.8	3.3	4.3	5.8	12.1	34.7
2. Disapprove	14.1	14.5	13.9	14.5	7.6	17.4	14.2	10.9	16.6	13.4	16.9	9.7	11.9	18.4	23.8	30.5
3. Strongly disapprove	79.8	77.4	82.2	79.8	88.5	74.9	78.5	84.9	77.5	81.9	72.2	87.0	83.8	75.7	64.1	34.8
<i>Item 23970 Subject A12b</i>	<i>N 2265</i>	<i>1039</i>	<i>1172</i>	<i>1565</i>	<i>261</i>	<i>430</i>	<i>637</i>	<i>775</i>	<i>423</i>	<i>1698</i>	<i>523</i>	<i>1019</i>	<i>549</i>	<i>249</i>	<i>370</i>	<i>52</i>
D17N: Taking one or two drinks nearly every day																
1. Don't disapprove	29.4	36.9	22.8	31.9	20.4	32.9	32.9	27.8	23.6	26.4	39.3	17.9	35.1	35.2	45.2	67.0
2. Disapprove	30.4	28.6	32.2	33.3	20.1	33.4	29.1	29.4	30.9	31.9	25.5	28.1	31.1	36.5	31.8	26.0
3. Strongly disapprove	40.2	34.5	45.0	34.8	59.5	33.7	37.9	42.8	45.4	41.7	35.2	54.1	33.8	28.3	23.0	7.0
<i>Item 11530 Subject A12b</i>	<i>N 2266</i>	<i>1037</i>	<i>1175</i>	<i>1565</i>	<i>260</i>	<i>429</i>	<i>635</i>	<i>776</i>	<i>425</i>	<i>1698</i>	<i>522</i>	<i>1018</i>	<i>549</i>	<i>250</i>	<i>372</i>	<i>52</i>
D17O: Taking four or five drinks nearly every day																
1. Don't disapprove	16.0	22.8	9.7	16.0	11.5	13.9	20.6	14.1	14.8	12.2	28.4	9.1	16.9	16.9	28.5	48.3
2. Disapprove	26.4	26.1	26.6	28.5	20.0	30.8	26.9	24.9	24.0	26.1	26.9	19.5	28.3	37.6	34.4	28.5
3. Strongly disapprove	57.6	51.1	63.7	55.5	68.4	55.3	52.6	61.0	61.2	61.7	44.8	71.3	54.8	45.4	37.1	23.2
<i>Item 11540 Subject A12b</i>	<i>N 2270</i>	<i>1043</i>	<i>1174</i>	<i>1568</i>	<i>260</i>	<i>430</i>	<i>637</i>	<i>780</i>	<i>423</i>	<i>1698</i>	<i>526</i>	<i>1020</i>	<i>553</i>	<i>247</i>	<i>372</i>	<i>52</i>
D17P: Having five or more drinks once or twice each weekend																
1. Don't disapprove	42.2	47.6	38.0	47.6	19.8	47.2	43.5	39.7	39.9	39.9	49.2	26.0	48.1	54.0	65.3	87.1
2. Disapprove	19.9	18.3	20.9	19.9	18.2	20.4	21.1	19.7	18.2	20.5	18.8	19.8	21.6	24.3	16.0	7.4
3. Strongly disapprove	37.9	34.0	41.0	32.5	62.0	32.4	35.4	40.6	42.0	39.6	32.0	54.1	30.3	21.7	18.6	5.5
<i>Item 11550 Subject A12b</i>	<i>N 2271</i>	<i>1044</i>	<i>1173</i>	<i>1570</i>	<i>262</i>	<i>430</i>	<i>641</i>	<i>777</i>	<i>424</i>	<i>1701</i>	<i>522</i>	<i>1018</i>	<i>556</i>	<i>247</i>	<i>371</i>	<i>52</i>
D17Q: Driving a car after having 1-2 drinks																
1. Don't disapprove	23.7	30.9	17.2	25.4	15.7	25.1	26.8	22.3	20.1	22.1	29.1	11.5	28.0	29.0	41.8	67.3
2. Disapprove	26.1	25.2	26.9	28.0	17.7	27.5	25.7	24.7	28.0	26.5	25.0	22.9	28.3	32.2	28.5	20.0
3. Strongly disapprove	50.2	43.9	55.9	46.6	66.7	47.4	47.4	53.0	51.9	51.4	46.0	65.5	43.8	38.7	29.7	12.7
<i>Item 11551 Subject A12b</i>	<i>N 2274</i>	<i>1047</i>	<i>1176</i>	<i>1575</i>	<i>262</i>	<i>430</i>	<i>639</i>	<i>777</i>	<i>428</i>	<i>1703</i>	<i>526</i>	<i>1024</i>	<i>554</i>	<i>247</i>	<i>372</i>	<i>52</i>
D17R: Driving a car after having 5 or more drinks																
1. Don't disapprove	6.4	9.8	2.8	5.8	6.4	5.6	9.4	5.4	4.6	4.7	11.4	3.0	6.5	8.7	11.1	27.1
2. Disapprove	15.6	19.0	12.7	16.3	10.6	15.9	19.7	12.4	14.9	14.1	19.6	10.2	16.0	20.1	23.8	27.7
3. Strongly disapprove	78.0	71.1	84.5	77.9	82.9	78.6	70.9	82.2	80.5	81.2	69.0	86.8	77.6	71.2	65.1	45.2
<i>Item 11552 Subject A12b</i>	<i>N 2274</i>	<i>1045</i>	<i>1176</i>	<i>1575</i>	<i>262</i>	<i>429</i>	<i>640</i>	<i>777</i>	<i>428</i>	<i>1704</i>	<i>524</i>	<i>1024</i>	<i>553</i>	<i>246</i>	<i>373</i>	<i>52</i>
D18: How many of your friends would you estimate . . .																
D18A: Smoke cigarettes?																
1. None	12.0	8.1	15.1	7.4	37.1	10.4	11.1	12.9	13.3	12.5	9.4	18.7	8.6	4.6	4.3	4.1
2. A few	30.9	31.1	31.3	29.8	33.6	24.8	28.4	32.5	37.9	32.9	25.3	43.4	26.2	22.7	12.6	2.7
3. Some	28.7	32.7	25.8	29.3	21.5	33.6	25.2	29.7	27.3	30.3	23.4	26.2	35.6	33.6	24.4	16.2
4. Most	24.9	23.8	25.1	29.8	6.5	25.6	30.6	22.3	20.1	22.3	33.3	11.0	27.0	34.6	49.7	52.2
5. All	3.5	4.4	2.7	3.7	1.3	5.7	4.7	2.6	1.3	2.1	8.6	0.7	2.5	4.6	8.9	24.8
<i>Item 7070 Subject A02a</i>	<i>N 2285</i>	<i>1053</i>	<i>1176</i>	<i>1580</i>	<i>261</i>	<i>433</i>	<i>641</i>	<i>780</i>	<i>430</i>	<i>1714</i>	<i>525</i>	<i>1029</i>	<i>554</i>	<i>247</i>	<i>376</i>	<i>52</i>

DESCRIPTIVE RESULTS: 1997

245

QUESTIONNAIRE FORM 6 1997	TOTAL	SEX		RACE		REGION				COLLEGE PLANS?		ILLICIT DRUG USE: LIFETIME				
		M	F	White	Black	NE	NC	S	W	Yes	No	None	Mari- juana Only	Few Pills	More Pills	Any Her- oin
<i>N (Weighted No. of Cases):</i> <i>% of Weighted Total:</i>	2686 100.0	1222 45.5	1342 50.0	1738 64.7	324 12.1	575 21.4	711 26.5	919 34.2	481 17.9	1909 71.1	616 22.9	1184 44.1	650 24.2	291 10.8	438 16.3	58 2.2
D18B: Smoke marijuana or hashish?																
1. None	23.1	19.8	26.3	22.0	29.2	16.1	30.6	23.2	18.8	23.6	22.2	41.4	7.6	9.4	7.0	3.4
2. A few	30.1	32.4	28.5	32.3	21.2	26.2	28.5	32.9	31.4	31.8	25.4	36.0	30.6	26.2	17.6	12.0
3. Some	24.4	25.2	24.0	24.5	23.9	29.9	21.4	23.9	24.4	24.5	23.0	17.3	34.1	32.6	26.5	14.1
4. Most	17.8	16.8	18.1	17.3	19.5	22.6	15.1	16.1	19.8	16.4	22.0	4.8	22.7	24.3	38.4	43.2
5. All	4.6	5.8	3.1	3.9	6.2	5.3	4.4	4.0	5.5	3.7	7.5	0.5	5.0	7.6	10.5	27.4
<i>Item 7080 Subject A02a</i>	<i>N 2281</i>	<i>1049</i>	<i>1177</i>	<i>1577</i>	<i>261</i>	<i>434</i>	<i>640</i>	<i>777</i>	<i>430</i>	<i>1710</i>	<i>525</i>	<i>1028</i>	<i>554</i>	<i>247</i>	<i>372</i>	<i>52</i>
D18C: Take "crack" cocaine?																
1. None	77.9	77.5	78.2	77.6	92.4	73.1	80.1	80.9	73.8	79.8	72.2	84.4	83.5	69.3	63.9	33.5
2. A few	16.8	16.8	16.7	17.7	5.3	19.7	14.6	14.7	21.2	15.9	19.0	12.7	13.2	21.4	26.3	42.8
3. Some	3.5	2.9	3.9	3.3	0.6	4.3	3.4	2.9	3.9	3.1	5.1	2.3	1.7	6.6	7.3	3.1
4. Most	0.6	0.9	0.5	0.4	-	1.0	0.8	0.1	1.1	0.6	0.9	0.2	0.7	0.8	0.9	7.0
5. All	1.2	1.9	0.6	0.9	1.7	2.0	1.1	1.4	-	0.7	2.8	0.4	1.0	1.9	1.6	13.6
<i>Item 7151 Subject A02a</i>	<i>N 2275</i>	<i>1047</i>	<i>1174</i>	<i>1573</i>	<i>261</i>	<i>432</i>	<i>640</i>	<i>777</i>	<i>425</i>	<i>1709</i>	<i>520</i>	<i>1024</i>	<i>554</i>	<i>247</i>	<i>372</i>	<i>51</i>
D18D: Take cocaine in powder form?																
1. None	75.2	73.0	77.5	74.9	92.8	68.4	79.7	78.5	69.4	77.5	68.8	87.5	80.7	63.0	48.6	27.2
2. A few	19.1	20.2	18.0	20.1	5.0	22.3	15.8	16.8	25.1	17.9	22.2	11.0	16.4	28.3	36.2	38.7
3. Some	3.6	3.8	3.1	3.4	0.5	6.3	2.4	2.8	4.4	3.2	4.5	0.9	1.4	6.4	11.5	10.1
4. Most	0.9	1.1	0.8	0.7	-	1.2	1.0	0.6	1.2	0.7	1.8	0.2	0.6	0.4	2.3	10.6
5. All	1.1	1.9	0.5	0.9	1.7	1.8	1.1	1.4	-	0.7	2.7	0.4	1.0	1.9	1.4	13.4
<i>Item 23990 Subject A02a</i>	<i>N 2269</i>	<i>1043</i>	<i>1170</i>	<i>1569</i>	<i>261</i>	<i>427</i>	<i>639</i>	<i>776</i>	<i>426</i>	<i>1706</i>	<i>517</i>	<i>1018</i>	<i>552</i>	<i>247</i>	<i>374</i>	<i>51</i>
D18E: Use inhalants (sniffing glue, aerosols, laughing gas, etc.)?																
1. None	75.1	72.6	77.6	72.9	92.0	67.2	76.4	79.1	74.0	75.8	73.0	82.3	81.0	67.0	56.2	49.1
2. A few	16.9	19.4	14.9	18.6	3.7	20.1	15.4	15.1	19.5	16.9	17.3	13.7	14.4	19.3	26.6	21.6
3. Some	5.1	4.7	5.1	5.9	2.6	9.4	5.3	2.9	4.5	5.2	4.6	2.9	2.8	9.6	11.3	9.0
4. Most	1.4	1.3	1.6	1.5	-	1.4	1.5	1.6	1.1	1.5	1.4	0.7	0.9	2.5	2.8	6.4
5. All	1.4	2.0	0.8	1.1	1.7	2.0	1.4	1.3	0.9	0.7	3.6	0.4	1.0	1.6	3.1	13.9
<i>Item 7180 Subject A02a</i>	<i>N 2274</i>	<i>1043</i>	<i>1176</i>	<i>1572</i>	<i>261</i>	<i>430</i>	<i>640</i>	<i>777</i>	<i>427</i>	<i>1709</i>	<i>520</i>	<i>1022</i>	<i>553</i>	<i>247</i>	<i>372</i>	<i>52</i>
D18F: Take MDMA (ecstasy)?																
1. None	72.3	70.3	73.6	69.4	93.3	61.7	80.0	74.0	68.4	73.1	70.2	85.5	76.2	57.1	46.6	20.8
2. A few	19.3	19.9	19.1	21.7	4.0	25.2	14.1	17.4	24.4	18.8	19.6	12.1	19.3	30.5	31.5	25.4
3. Some	5.7	6.5	5.1	6.5	1.0	8.6	3.5	6.1	5.4	5.8	5.9	1.8	2.5	9.3	16.7	24.0
4. Most	1.3	1.3	1.4	1.4	-	2.8	0.8	0.9	1.6	1.3	1.5	0.2	1.1	1.2	2.8	16.3
5. All	1.3	2.0	0.7	1.1	1.7	1.7	1.5	1.5	0.1	0.9	2.7	0.4	1.0	1.9	2.4	13.5
<i>Item 23020 Subject A02a</i>	<i>N 2271</i>	<i>1042</i>	<i>1174</i>	<i>1570</i>	<i>261</i>	<i>430</i>	<i>638</i>	<i>778</i>	<i>425</i>	<i>1707</i>	<i>518</i>	<i>1022</i>	<i>551</i>	<i>247</i>	<i>372</i>	<i>52</i>
D18G: Take crystal meth ("ice")?																
1. None	81.4	79.5	82.9	80.8	94.9	77.0	81.5	87.0	75.6	83.8	74.5	89.9	87.4	71.2	61.8	42.6
2. A few	12.8	14.0	12.1	13.6	3.2	16.0	12.8	9.0	16.4	11.7	16.2	8.3	9.3	20.1	24.2	24.7
3. Some	3.4	3.4	3.5	3.5	0.2	4.4	2.9	1.9	6.0	2.7	5.6	1.3	1.7	6.6	8.2	10.9
4. Most	1.1	1.1	0.9	1.1	-	0.9	1.4	0.6	1.9	0.9	1.2	0.1	0.6	0.2	3.9	8.3
5. All	1.2	2.0	0.6	1.0	1.7	1.7	1.4	1.5	-	0.9	2.6	0.4	1.0	1.9	1.9	13.5
<i>Item 24500 Subject A02a</i>	<i>N 2273</i>	<i>1042</i>	<i>1176</i>	<i>1571</i>	<i>261</i>	<i>429</i>	<i>640</i>	<i>776</i>	<i>427</i>	<i>1706</i>	<i>520</i>	<i>1021</i>	<i>552</i>	<i>247</i>	<i>372</i>	<i>52</i>
D18H: Take steroids?																
1. None	81.1	75.6	85.9	79.2	93.2	76.9	81.1	82.0	83.6	81.3	79.9	85.2	83.8	78.3	72.6	46.2
2. A few	14.5	18.5	11.3	16.4	4.9	17.1	13.7	14.0	13.8	14.8	13.8	11.7	12.9	17.3	20.2	31.0
3. Some	2.7	3.5	1.8	3.0	0.2	3.4	3.3	2.0	2.5	2.6	3.1	2.3	1.9	2.4	4.9	7.6
4. Most	0.5	0.7	0.3	0.4	-	0.6	0.5	0.7	-	0.5	0.5	0.4	0.5	-	0.7	3.8
5. All	1.2	1.7	0.7	0.9	1.7	2.1	1.4	1.3	-	0.7	2.7	0.4	1.0	2.0	1.6	11.4
<i>Item 23030 Subject A02a</i>	<i>N 2271</i>	<i>1040</i>	<i>1175</i>	<i>1571</i>	<i>260</i>	<i>430</i>	<i>638</i>	<i>776</i>	<i>427</i>	<i>1708</i>	<i>518</i>	<i>1023</i>	<i>552</i>	<i>246</i>	<i>372</i>	<i>52</i>
D19: How likely is it that you will use cocaine in powder form in the next 12 months?																
1. Definitely will—GO TO END	3.5	3.8	3.2	3.6	1.5	3.1	2.6	3.5	5.2	3.4	3.8	3.5	2.7	3.9	3.4	11.4
2. Probably will—GO TO END	1.5	2.1	0.7	1.3	-	1.8	1.3	0.8	2.6	1.2	2.1	0.1	-	0.5	6.6	13.6
3. Probably will not	5.5	5.5	5.4	6.3	1.3	7.8	5.2	4.2	5.9	5.1	6.6	1.9	3.3	5.6	14.8	40.7
4. Definitely will not	89.6	88.6	90.7	88.7	97.2	87.3	90.8	91.6	86.3	90.2	87.5	94.4	94.0	90.1	75.2	34.3
<i>Item 24190 Subject A04a</i>	<i>N 2173</i>	<i>1000</i>	<i>1132</i>	<i>1527</i>	<i>243</i>	<i>410</i>	<i>617</i>	<i>740</i>	<i>407</i>	<i>1647</i>	<i>481</i>	<i>994</i>	<i>536</i>	<i>241</i>	<i>340</i>	<i>42</i>

QUESTIONNAIRE FORM 6 1997	TOTAL	SEX		RACE		REGION				COLLEGE PLANS?		ILLICIT DRUG USE: LIFETIME				
		M	F	White	Black	NE	NC	S	W	Yes	No	None	Mari- juana Only	Few Pills	More Pills	Any Her- oin
<i>N (Weighted No. of Cases):</i> <i>% of Weighted Total:</i>	2686 100.0	1222 45.5	1342 50.0	1738 64.7	324 12.1	575 21.4	711 26.5	919 34.2	481 17.9	1909 71.1	616 22.9	1184 44.1	650 24.2	291 10.8	438 16.3	58 2.2
D20: Here are some reasons people give for not using cocaine in powder form, or for stopping use. How important is each of the following as a reason for YOU not using powdered cocaine?																
D20A: Concerned about possible psychological damage																
1. Not at all	7.5	10.4	4.7	7.1	11.9	8.0	10.6	6.0	5.1	5.8	12.7	5.4	7.1	9.9	11.1	14.2
2. Somewhat	13.8	14.6	12.8	15.3	4.6	16.3	12.9	14.0	12.3	12.5	17.6	11.2	14.1	11.5	22.3	30.0
3. Very important	78.7	74.9	82.5	77.5	83.5	75.7	76.5	80.0	82.6	81.8	69.8	83.4	78.8	78.6	66.7	55.8
<i>Item 24200 Subject A06b</i>	<i>N†</i> 2017	913	1063	1412	235	377	571	696	373	1542	435	942	502	224	301	31
D20B: Concerned about possible physical damage																
1. Not at all	6.1	8.5	3.7	5.3	12.0	6.7	8.3	5.5	3.1	4.4	10.9	5.3	5.3	7.9	7.2	3.5
2. Somewhat	12.8	13.2	12.3	13.9	4.3	14.8	12.3	12.3	12.7	11.4	17.2	8.3	11.8	13.3	25.5	49.3
3. Very important	81.1	78.3	84.0	80.8	83.7	78.5	79.4	82.3	84.2	84.2	71.9	86.5	83.0	78.8	67.3	47.2
<i>Item 24210 Subject A06b</i>	<i>N†</i> 2015	911	1063	1409	237	374	572	696	373	1540	435	941	503	224	301	31
D20C: Concerned about getting arrested																
1. Not at all	12.0	14.4	9.1	11.2	16.5	11.0	12.4	12.2	11.9	10.2	15.8	8.7	12.2	16.8	15.4	35.9
2. Somewhat	21.1	19.2	23.1	23.3	10.2	26.8	18.9	18.3	24.0	21.4	20.5	20.3	20.0	20.7	24.7	35.4
3. Very important	66.9	66.3	67.8	65.5	73.2	62.2	68.7	69.5	64.0	68.4	63.7	71.1	67.8	62.5	59.9	28.7
<i>Item 24220 Subject A06b</i>	<i>N†</i> 2016	913	1062	1411	237	375	572	696	372	1541	434	942	502	224	301	30
D20D: Concerned about becoming addicted																
1. Not at all	6.4	8.5	4.2	6.0	11.6	5.0	10.0	5.6	3.9	4.6	12.1	5.8	5.3	7.4	8.3	13.3
2. Somewhat	9.2	9.7	8.4	9.8	3.8	10.3	10.2	7.7	9.7	9.0	10.1	6.5	9.3	9.6	15.0	30.0
3. Very important	84.3	81.7	87.4	84.2	84.6	84.8	79.8	86.6	86.4	86.3	77.8	87.7	85.4	83.0	76.6	56.7
<i>Item 24230 Subject A06b</i>	<i>N†</i> 2014	913	1059	1410	234	375	571	696	372	1541	432	941	503	224	302	29
D20E: It's against my beliefs																
1. Not at all	18.7	21.2	16.3	19.5	15.3	25.9	20.8	14.5	15.9	16.5	25.9	12.4	18.6	26.3	30.0	46.6
2. Somewhat	18.7	19.4	17.8	18.3	13.1	22.7	16.6	17.0	20.7	18.7	18.7	15.0	22.2	20.3	21.9	21.3
3. Very important	62.6	59.4	65.9	62.2	71.5	51.3	62.6	68.5	63.4	64.9	55.4	72.6	59.2	53.4	48.1	32.0
<i>Item 24240 Subject A06b</i>	<i>N†</i> 2007	909	1056	1406	236	375	571	690	371	1533	433	937	500	222	302	30
D20F: Concerned about loss of energy or ambition																
1. Not at all	13.4	15.5	11.0	14.0	15.8	14.1	16.7	12.4	9.7	11.7	17.9	10.3	13.8	15.5	18.2	41.6
2. Somewhat	27.3	25.9	28.7	29.3	13.8	31.6	23.7	26.8	29.5	27.8	25.4	25.4	26.7	30.4	32.8	25.7
3. Very important	59.2	58.5	60.3	56.8	70.4	54.2	59.6	60.8	60.7	60.5	56.7	64.3	59.5	54.0	49.0	32.7
<i>Item 24250 Subject A06b</i>	<i>N†</i> 2009	910	1059	1409	233	375	567	694	372	1537	434	939	501	224	301	29
D20G: Concerned about possible loss of control of myself																
1. Not at all	8.2	11.3	5.0	7.9	12.7	8.8	10.0	8.6	3.9	6.9	11.3	5.7	7.2	11.5	12.3	21.5
2. Somewhat	13.6	14.5	12.5	14.7	8.7	15.3	13.9	12.2	13.8	12.3	17.0	11.8	12.5	10.7	22.4	27.4
3. Very important	78.3	74.2	82.5	77.4	78.6	75.9	76.1	79.2	82.3	80.9	71.6	82.5	80.4	77.8	65.3	51.1
<i>Item 24260 Subject A06b</i>	<i>N†</i> 2005	905	1059	1405	234	374	566	695	370	1536	431	941	498	224	298	29
D20H: It might lead to stronger drugs																
1. Not at all	10.0	12.9	7.5	10.4	12.7	12.1	9.9	10.2	7.7	8.7	13.8	6.2	8.6	15.0	18.3	23.4
2. Somewhat	13.3	13.8	12.2	15.0	4.7	15.8	14.7	11.4	12.1	12.8	13.7	11.9	11.6	12.8	17.9	50.9
3. Very important	76.7	73.4	80.3	74.6	82.6	72.0	75.5	78.4	80.2	78.5	72.5	81.9	79.9	72.2	63.8	25.7
<i>Item 24270 Subject A06b</i>	<i>N†</i> 2004	905	1058	1405	231	371	568	693	372	1533	432	937	500	224	298	29
D20I: Not enjoyable, I wouldn't like it																
1. Not at all	20.6	21.0	19.8	22.0	18.6	24.9	21.1	18.8	18.8	19.1	23.6	15.5	20.0	25.9	30.4	46.1
2. Somewhat	21.4	21.8	20.9	23.2	8.7	28.1	18.2	19.3	23.5	21.8	20.7	17.5	24.0	24.5	29.2	11.6
3. Very important	58.0	57.2	59.2	54.7	72.7	47.0	60.7	61.9	57.7	59.1	55.7	67.0	56.0	49.7	40.4	42.4
<i>Item 24280 Subject A06b</i>	<i>N†</i> 1998	905	1052	1397	232	373	561	693	372	1530	431	936	497	224	296	29

†=excludes respondents for whom question was inappropriate.

QUESTIONNAIRE FORM 6 1997	TOTAL	SEX		RACE		REGION				COLLEGE PLANS?		ILLICIT DRUG USE: LIFETIME					
		M	F	White	Black	NE	NC	S	W	Yes	No	None	Mari- juana Only	Few Pills	More Pills	Any Her- oin	
<i>N (Weighted No. of Cases):</i>	2686	1222	1342	1738	324	575	711	919	481	1909	616	1184	650	291	438	58	
<i>% of Weighted Total:</i>	100.0	45.5	50.0	64.7	12.1	21.4	26.5	34.2	17.9	71.1	22.9	44.1	24.2	10.8	16.3	2.2	
D20J: My parents would disapprove																	
1. Not at all	13.5	15.5	11.5	14.1	12.6	19.8	13.0	11.1	12.4	12.4	16.3	9.6	12.8	20.5	19.9	30.5	
2. Somewhat	19.3	17.1	21.3	21.1	10.4	20.7	17.1	18.9	22.0	19.7	17.7	19.0	16.8	20.0	23.4	27.4	
3. Very important	67.2	67.4	67.2	64.8	77.1	59.4	69.9	70.0	65.6	67.9	66.0	71.4	70.4	59.5	56.7	42.0	
<i>Item 24290 Subject A06b</i>	<i>N†</i>	<i>1993</i>	<i>899</i>	<i>1053</i>	<i>1395</i>	<i>233</i>	<i>372</i>	<i>564</i>	<i>688</i>	<i>369</i>	<i>1529</i>	<i>426</i>	<i>933</i>	<i>496</i>	<i>223</i>	<i>296</i>	<i>29</i>
D20K: My boyfriend/girlfriend (or spouse) would disapprove																	
1. Not at all	16.8	18.6	15.0	18.3	14.8	19.4	15.0	18.0	14.7	16.0	18.1	13.7	17.1	23.6	19.7	24.7	
2. Somewhat	18.6	16.0	20.5	18.7	10.6	22.9	15.6	17.8	20.3	19.4	15.4	17.3	17.8	17.5	24.9	21.8	
3. Very important	64.6	65.4	64.4	63.0	74.7	57.7	69.5	64.2	65.0	64.5	66.4	69.0	65.1	58.9	55.4	53.4	
<i>Item 24300 Subject A06b</i>	<i>N†</i>	<i>1989</i>	<i>903</i>	<i>1046</i>	<i>1389</i>	<i>232</i>	<i>373</i>	<i>564</i>	<i>686</i>	<i>366</i>	<i>1522</i>	<i>428</i>	<i>930</i>	<i>498</i>	<i>221</i>	<i>298</i>	<i>29</i>
D20L: I wouldn't like being with the people who use it																	
1. Not at all	15.9	16.8	14.2	15.9	17.3	21.9	17.8	12.5	13.4	13.6	22.1	11.9	16.2	17.8	21.9	43.0	
2. Somewhat	20.4	18.3	22.1	22.0	9.8	23.1	18.1	20.9	20.1	20.9	18.1	17.1	17.6	26.1	30.9	27.4	
3. Very important	63.7	64.9	63.7	62.2	72.9	54.9	64.2	66.6	66.5	65.5	59.8	70.9	66.2	56.1	47.2	29.6	
<i>Item 24310 Subject A06b</i>	<i>N†</i>	<i>2000</i>	<i>898</i>	<i>1059</i>	<i>1399</i>	<i>231</i>	<i>370</i>	<i>565</i>	<i>694</i>	<i>371</i>	<i>1529</i>	<i>430</i>	<i>934</i>	<i>497</i>	<i>223</i>	<i>299</i>	<i>29</i>
D20M: My friends don't use it																	
1. Not at all	19.3	20.7	17.5	18.0	24.6	25.5	18.8	16.6	18.8	17.9	21.7	16.7	19.7	23.9	21.5	25.3	
2. Somewhat	24.5	21.9	26.4	24.5	14.2	29.0	17.9	26.8	26.0	24.7	23.5	21.4	22.4	27.5	35.2	32.3	
3. Very important	56.2	57.3	56.0	57.4	61.2	45.5	63.4	56.7	55.2	57.4	54.8	61.8	57.9	48.6	43.3	42.4	
<i>Item 24320 Subject A06b</i>	<i>N†</i>	<i>1999</i>	<i>901</i>	<i>1056</i>	<i>1402</i>	<i>228</i>	<i>371</i>	<i>565</i>	<i>690</i>	<i>372</i>	<i>1530</i>	<i>429</i>	<i>934</i>	<i>497</i>	<i>224</i>	<i>299</i>	<i>29</i>
D20N: Too expensive																	
1. Not at all	21.4	21.3	21.1	19.3	27.5	24.0	20.0	23.5	16.9	21.5	19.9	23.9	19.8	18.7	19.3	16.8	
2. Somewhat	22.4	20.4	24.2	23.4	12.8	24.3	22.2	20.5	24.7	22.8	20.2	19.6	24.8	21.8	27.2	37.0	
3. Very important	56.2	58.2	54.7	57.3	59.7	51.7	57.8	56.1	58.4	55.7	60.0	56.6	55.5	59.4	53.5	46.2	
<i>Item 24330 Subject A06b</i>	<i>N†</i>	<i>1994</i>	<i>897</i>	<i>1056</i>	<i>1398</i>	<i>230</i>	<i>370</i>	<i>563</i>	<i>690</i>	<i>371</i>	<i>1527</i>	<i>428</i>	<i>934</i>	<i>495</i>	<i>223</i>	<i>298</i>	<i>29</i>
D20O: Not available																	
1. Not at all	43.4	43.1	43.5	43.0	52.0	47.5	38.5	44.8	44.1	44.1	39.7	41.6	42.7	45.4	48.3	52.0	
2. Somewhat	26.7	25.7	27.8	27.7	9.8	30.9	24.6	25.8	27.5	27.5	24.5	26.0	26.1	28.3	28.0	34.6	
3. Very important	29.9	31.2	28.7	29.3	38.2	21.7	36.9	29.4	28.4	28.5	35.8	32.4	31.1	26.3	23.7	13.4	
<i>Item 24340 Subject A06b</i>	<i>N†</i>	<i>1983</i>	<i>889</i>	<i>1054</i>	<i>1393</i>	<i>227</i>	<i>369</i>	<i>564</i>	<i>687</i>	<i>363</i>	<i>1519</i>	<i>426</i>	<i>932</i>	<i>488</i>	<i>222</i>	<i>296</i>	<i>29</i>
D20P: Don't feel like getting high																	
1. Not at all	22.3	24.5	20.0	23.2	24.3	24.8	21.8	23.4	18.2	21.1	25.0	13.1	26.7	32.2	31.8	62.9	
2. Somewhat	22.9	20.5	25.3	24.9	9.5	30.8	20.1	20.4	24.2	23.6	21.2	20.2	21.6	31.9	28.3	21.1	
3. Very important	54.8	55.0	54.8	51.9	66.2	44.3	58.1	56.2	57.6	55.3	53.8	66.7	51.7	35.9	39.8	16.0	
<i>Item 24350 Subject A06b</i>	<i>N†</i>	<i>1990</i>	<i>896</i>	<i>1053</i>	<i>1399</i>	<i>230</i>	<i>370</i>	<i>563</i>	<i>690</i>	<i>367</i>	<i>1526</i>	<i>425</i>	<i>931</i>	<i>493</i>	<i>224</i>	<i>297</i>	<i>29</i>
D20Q: Because the dealers are dangerous people																	
1. Not at all	24.9	27.7	21.7	24.6	25.6	31.2	22.7	23.2	24.9	22.7	30.5	18.1	27.1	33.1	33.7	54.2	
2. Somewhat	22.8	22.6	23.2	23.4	15.1	26.0	20.4	21.4	25.8	23.8	19.3	22.2	24.0	22.6	24.0	14.4	
3. Very important	52.3	49.7	55.1	52.0	59.3	42.8	56.9	55.4	49.3	53.5	50.2	59.7	48.9	44.4	42.3	31.4	
<i>Item 24360 Subject A06b</i>	<i>N†</i>	<i>1994</i>	<i>899</i>	<i>1054</i>	<i>1399</i>	<i>229</i>	<i>369</i>	<i>563</i>	<i>691</i>	<i>372</i>	<i>1527</i>	<i>428</i>	<i>934</i>	<i>497</i>	<i>222</i>	<i>297</i>	<i>28</i>
D20R: Because using it helps support criminal networks																	
1. Not at all	28.9	31.1	26.5	30.8	22.1	35.1	27.6	26.6	28.8	27.3	31.6	22.2	28.0	38.9	39.6	59.6	
2. Somewhat	21.6	21.5	21.7	21.7	17.8	26.0	19.5	20.5	22.7	22.9	18.5	21.0	23.9	20.7	21.3	23.8	
3. Very important	49.5	47.3	51.8	47.5	60.1	38.9	52.9	52.9	48.5	49.8	50.0	56.9	48.1	40.4	39.0	16.6	
<i>Item 24370 Subject A06b</i>	<i>N†</i>	<i>1988</i>	<i>896</i>	<i>1051</i>	<i>1395</i>	<i>229</i>	<i>371</i>	<i>561</i>	<i>687</i>	<i>368</i>	<i>1527</i>	<i>423</i>	<i>932</i>	<i>492</i>	<i>222</i>	<i>297</i>	<i>29</i>

†=excludes respondents for whom question was inappropriate.

Cross-Time Index of Questionnaire Items, 1975–1999

Introduction to the Indexing Conventions

Beginning with the 1982 volume, the cross-time index of question locations is organized first by subject area (see Table 3 for a complete listing). Within each subject area, questions are listed in numerical sequence according to item reference number, which is the unique numerical identifier assigned to each question in the study.

The Question Index may be used in two major ways:

1. **Locating a Question across Years.** Having located a question of interest in the Descriptive Results section, the reader may determine in what other years that same question has appeared by simply looking it up by subject area and item reference number. The index will show all years in which that item has appeared and also its location each year (by questionnaire form, section, and item number). All items will retain their unique reference numbers in future years as well and, thus, may be located in exactly the same way in subsequent volumes in this series.

Example: A reader interested in a particular item about the nation needing more long-range planning would note that it has been classified under subject area I01 ("Expectations concerning societal change") and that it has been assigned item reference number 1200. The index entry for item 1200 shows that this item has appeared in Section A of questionnaire Form 1 in all annual surveys in the series. Its question number was 4a in 1975 and 2a thereafter.

2. **Locating Questions by Subject Area.** Given an interest in some particular subject area, one can quickly scan the index to locate all questions dealing with that area. Table 3 lists all the subject areas into which items are clas-

sified, along with the alphanumeric code assigned to each area.

Example: A reader interested in items dealing with religion should first locate the relevant code in Table 3: Code G, "Religion." The second step is to scan that section of the item index, noting for every item its item reference number and page location in this volume. The reader may or may not find the abbreviated description of the item (given in the third column of the index and further described below) helpful in deciding whether to look up a particular item in the Descriptive Results section. Some of these descriptions are rather clear as to their meaning, but others are less so.

Definitions of Column Headings

The definitions of column headings, and the conventions used for the entries in each column, are given below under the number indicated in the following key.

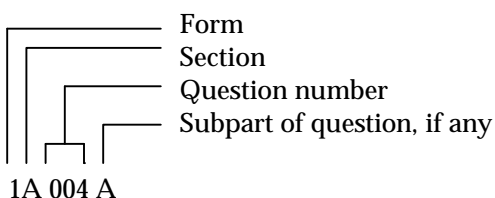
① **Item Reference Number.** A unique identification number is assigned to each question for the duration of this research and reporting series. It appears below that question in the Descriptive Results section, as well as in this index and the indices of all other volumes in this series.

② **Page Location.** The second column of the Question Index gives the page number of the present volume on which a verbatim statement of the question may be found along with this year's descriptive results.

③ **Item Description (Abbreviated).** This is a brief mnemonic description—up to 16 characters in length—that attempts to characterize the content of the question. Originally developed for question identification on OSIRIS computer files, it may in many cases allow one to determine the

relevance of the question to one's own interest and thus reduce the number of irrelevant questions that must be looked up in the Descriptive Results section.

④ **Questionnaire Location by Year.** An entry is provided for every year in which an item appeared in one of the study's questionnaire forms. The six (or fewer) characters constituting the entry indicate the form in which the question appeared, the section of that form, and the question number. Take as an example the questionnaire location 1A004A. This location code indicates that the question appeared in Form 1, Section A and was labeled as question 4a.



Occasionally an entry will be followed by an asterisk (*). This indicates that there was a change (usually minor) in the wording of the question and/or the answer alternatives in that year.

⑤ **Subject Area.** Table 3 shows the subject content areas that have been distinguished here and gives the alphanumeric code assigned to each of them. Every question item in the index has been classified into (and listed under) one or more of the subject areas, and the index (beginning with the 1982 volume) has been organized by subject area.

Table 3
Subject Area Key
(Referenced by Letter in the Question Index)

A. Drugs. Drug use and related attitudes and beliefs, drug availability and exposure, surrounding conditions and social meaning of drug use. Views of significant others regarding drugs.....	258
A01... Use of Various Licit and Illicit Drugs	258
A01a. — . . . in lifetime	258
A01b. — . . . in last 12 months.....	260
A01c. — . . . in last 30 days.....	264
A01d.—Quantity used	266
A01e.—How high? (How often?)	266
A01f.—How long high?.....	268
A01g.—Incidence of first use	268
A01h.—Use with other drugs	270
A01i.—Tried to stop	270
A01j.—Use on doctor's orders?	272
A01k.—Bad trip?.....	272
A01l.—Kinds of drugs.....	272
A01m.—Cost	274
A02. Exposure to Drug Use.....	274
A02a.—Friends' use.....	274
A02b.—Exposure to users.....	274
A02c.—Exposure through the media.....	276
A03. Availability of Drugs	276
A03a.—Availability.....	276
A03b.—Purchase	276
A04. Expected Future Use	276
A04a.—Expected future use among all respondents.....	276
A04b.—Expected future use among nonusers	278
A05. Conditions of Use.....	278
A05a.—Alone.....	278
A05b.—With others	278
A05c.—Settings of use (at school, at home, etc.)	280
A05d.—Mode of drug administration	280
A06. Reasons for Use, Abstinence, and Stopping	282
A06a.—Reasons for use.....	282
A06b.—Reasons for abstinence from or stopping drug use.....	284
A06c.—Worries about the consequences of quitting	286
A07. Drug Problems	286
A07a.—Driving, tickets, and accidents after use	286
A07b.—Other problems	288
A08a. Sources of Help, Treatment Regarding Drugs	288
A09. Others' Awareness of Use	290
A09a.—Parental awareness of use.....	290
A09b.—Others' awareness of use	290
A09c.—Police awareness of use	290

Table 3 (continued)

A10. Drug Education and Communication.....	290
A10a.—In school.....	290
A10b.—In the mass media	290
A11. Own Attitudes Regarding Drugs and Drug Users	290
A11a.—Own attitudes about use by adults	290
A11b.—Own attitudes regarding drugs for own children	292
A11c.—Own perceptions of users	292
A11d.—Own attitudes about use by people of high school age	294
A12. Others' Attitudes Regarding Drugs and Drug Users	294
A12a.—Parents' attitudes regarding drugs	294
A12b.—Friends' and fellow students' attitudes regarding drugs	294
A12c.—Perception of drug users.....	296
A13. Legal Issues Regarding Drugs.....	296
A13a.—Preferred legality for adults.....	296
A13b.—Own response to legalization	296
A13c.—Knowledge of marijuana laws.....	298
A14. Risk of Drug Harm.....	298
A14a.—To self.....	298
A14b.—To others	300
A15a. Admitting Use in Questionnaire	300
A16a. Parent Groups	300
A17. Role Models in the Larger Environment	300
A17a.—Perceived use of drugs by role models.....	300
A17b.—Perceived attitudes toward drugs by role models	300
A18. Promotional Activities	302
A18a.—Advertising	302
A18b.—Logos	302
A18c.—Coupons.....	302
A18d.—Free samples	302
A18e.—Movies or television.....	302
B. Education.....	302
B01. High school: scholastic status, objectives, experiences	302
B02. Combining work and school: attitudes, experiences	304
B03. Interracial contact at school	304
B04. Student norms, misbehavior in class	304
B05. Counseling.....	306
B06. Absenteeism and truancy	306
B07. Delinquency, victimization, and feeling safe at school.....	306
B08. Competency testing	308
B09. Post-high school: status, plans, characteristics.....	308
B10. Attitudes regarding educational institutions	310
B11. High school: length of experiences	310

Table 3 (continued)

C. Work and Leisure.	310
C01. Present or recent work experience	310
C02. Income sources; financial security	312
C03. Vocational plans, aspirations, expectations	312
C04. Preferences regarding job characteristics	312
C05. Desirability of different working arrangements and settings	314
C06. Work ethic/success orientation	314
C07. Leisure time: extent, activities	314
C08. Attitudes toward leisure time	316
C09. Computer use	316
D. Sex Roles and Family.	316
D01. Dating and marriage: status, attitudes, expectations	316
D02. Parenthood: status, attitudes, expectations	318
D03. Values surrounding marriage and family	318
D04. Preferences regarding marital/familial arrangements	318
D05. Sex role attitudes	318
D06. Opinions regarding gender discrimination	320
E. Population Concerns.	320
E01. Overpopulation	320
E02. Birth control	320
F. Conservation, Materialism, Equity, etc.	320
F01. Personal materialism	320
F02. Societal materialism and advertising	322
F03. Concern with world hunger and poverty	322
F04. Ecological concerns	322
F05. Concern with conservation of resources	322
F06. Preferences regarding dwelling type and urbanicity	324
F07. Driving and use of mass transit	324
G. Religion. Religious preferences, activities, views	324

Table 3 (continued)

H. Politics.	326
H01. Political interest and preferences	326
H02. Attitudes toward governmental policies and practices	326
H03. Views about the role of citizens in government (see also I02)	326
H04. Confidence in government	326
H05. Voting, political activism	326
I. Social Change.	328
I01. Expectations concerning societal change	328
I02. Attitudes regarding activism	328
I03. Reactions to personal and social change	328
J. Social Problems. Interest and concerns	328
K. Major Social Institutions.	330
K01. Trust (see also C05)	330
K02. Satisfaction with performance	330
K03. Preferred influence	330
L. Military.	330
L01. Plans for military service	330
L02. Attitudes toward a draft	332
L03. Views about the use of military force	332
L04. Attitudes toward the military as an institution and occupation	332
M. Interpersonal Relationships.	332
M01. Dating	332
M02. Cross-age relationships with adults outside the family (see also B05)	332
M03. Agreement/disagreement with parents	332
M04. Friendships (see also Q03)	334
M05. Community at large	334
N. Race Relations.	334
N01. Preferred interracial contact	334
N02. Attitudes toward discrimination	334
N03. Actual interracial contacts	336

Table 3 (continued)

O. Concern for Others.....	336
O01. Attitudes regarding social service, charitable activism	336
O02. Involvement in community, altruistic activities.....	336
O03. Concern with the problems of others.....	336
P. Happiness.....	336
P01. Happiness, satisfaction with life and self	336
P02. Satisfaction with specific life domains.....	338
Q. Other Personality Variables.....	338
Q01. Attitudes about self, self-esteem	338
Q02. Locus of control.....	338
Q03. Loneliness	340
Q04. Risk taking.....	340
Q05. Trust in others	340
Q06. (Changed to subject areas T01–T04).....	348
Q07. Importance placed on various life goals.....	340
Q08. Social, political, cultural orientation	340
Q09. Hostility	340
R. Background.....	340
R01. Age, sex, race, and marital status.....	340
R02. Family characteristics.....	342
R03. Living arrangements and household characteristics	342
S. Deviance and Victimization.....	344
S01. Delinquent behaviors.....	344
S02. Driving violations and accidents.....	346
S03. Victimization experiences.....	346
T. Health	348
T01. Symptoms.....	348
T02. Habits.....	348
T03. Height and weight	348
T04. Medical treatment	348

The Question Index begins on the following page.

Item Reference Number	Page Loc. in this Volume	ITEM DESCRIPTION (ABBREVIATED)	QUESTIONNAIRE LOCATION BY YEAR (FORM, SECTION, AND QUESTION NUMBER)											
			1976	1977	1978	1979	1980	1981	1982	1983	1984	1985	1986	1987
A01a: DRUGS. Number of uses in lifetime														
00760	45	EVR SMK CIG,REG	1B001	1B001	1B001	1B001	1B001	1B001	1B001	1B001	1B001	1B001	1B001	1B001
00760	24	EVR SMK CIG,REGL	2B01	2B01	2B01	2B01	2B01	2B01	2B01	2B01	2B01	2B01	2B01	2B01
00760	24	EVR SMK CIG,REGL	3B01	3B01	3B01	3B01	3B01	3B01	3B01	3B01	3B01	3B01	3B01	3B01
00760	24	EVR SMK CIG,REGL	4B01	4B01	4B01	4B01	4B01	4B01	4B01	4B01	4B01	4B01	4B01	4B01
00760	24	EVR SMK CIG,REGL	5B01	5B01	5B01	5B01	5B01	5B01	5B01	5B01	5B01	5B01	5B01	5B01
00760	24	EVR SMK CIG,REGL												
00790	25	EVER DRINK	2B03	2B03	2B03	2B03	2B03	2B03	2B03	2B03	2B03	2B03	2B03	2B03
00790	25	EVER DRINK	3B03	3B03	3B03	3B03	3B03	3B03	3B03	3B03	3B03	3B03	3B03	3B03
00790	25	EVER DRINK	4B03	4B03	4B03	4B03	4B03	4B03	4B03	4B03	4B03	4B03	4B03	4B03
00790	25	EVER DRINK	5B03	5B03	5B03	5B03	5B03	5B03	5B03	5B03	5B03	5B03	5B03	5B03
00790	25	EVER DRINK												
00810	46	#X DRNK/LIFETIM	1B007A	1B007A	1B007A	1B007A	1B007A	1B007A	1B007A	1B007A	1B007A	1B007A	1B007A	1B007A
00810	25	#X DRNK/LIFETIME	2B04A	2B04A	2B04A	2B04A	2B04A	2B04A	2B04A	2B04A	2B04A	2B04A	2B04A	2B04A
00810	25	#X DRNK/LIFETIME	3B04A	3B04A	3B04A	3B04A	3B04A	3B04A	3B04A	3B04A	3B04A	3B04A	3B04A	3B04A
00810	25	#X DRNK/LIFETIME	4B04A	4B04A	4B04A	4B04A	4B04A	4B04A	4B04A	4B04A	4B04A	4B04A	4B04A	4B04A
00810	25	#X DRNK/LIFETIME	5B04A	5B04A	5B04A	5B04A	5B04A	5B04A	5B04A	5B04A	5B04A	5B04A	5B04A	5B04A
00810	25	#X DRNK/LIFETIME												
00860	26	#XMJ+HS/LIFETIME	2B07A	2B07A	2B07A	2B07A	2B07A	2B07A	2B07A	2B07A	2B07A	2B07A	2B07A	2B07A
00860	26	#XMJ+HS/LIFETIME	3B07A	3B07A	3B07A	3B07A	3B07A	3B07A	3B07A	3B07A	3B07A	3B07A	3B07A	3B07A
00860	26	#XMJ+HS/LIFETIME	4B07A	4B07A	4B07A	4B07A	4B07A	4B07A	4B07A	4B07A	4B07A	4B07A	4B07A	4B07A
00860	26	#XMJ+HS/LIFETIME	5B07A	5B07A	5B07A	5B07A	5B07A	5B07A	5B07A	5B07A	5B07A	5B07A	5B07A	5B07A
00860	26	#XMJ+HS/LIFETIME												
00890	55	#X LSD/LIFETIME	1B029A	1B029A	1B029A	1B029A	1B029A	1B029A	1B029A	1B033A	1B033A	1B033A	1B033A	1B033A
00890	27	#X LSD/LIFETIME	2B08A	2B08A	2B08A	2B08A	2B08A	2B08A	2B08A	2B08A	2B08A	2B08A	2B08A	2B08A
00890	27	#X LSD/LIFETIME	3B08A	3B08A	3B08A	3B08A	3B08A	3B08A	3B08A	3B08A	3B08A	3B08A	3B08A	3B08A
00890	27	#X LSD/LIFETIME	4B08A	4B08A	4B08A	4B08A	4B08A	4B08A	4B08A	4B08A	4B08A	4B08A	4B08A	4B08A
00890	27	#X LSD/LIFETIME	5B08A	5B08A	5B08A	5B08A	5B08A	5B08A	5B08A	5B08A	5B08A	5B08A	5B08A	5B08A
00890	27	#X LSD/LIFETIME												
00920	58	#X PSYD/LIFETIM	1B038A	1B038A	1B038A	1B038A	1B038A	1B038A	1B038A	1B042A	1B042A	1B042A	1B042A	1B042A
00920	27	#X PSYD/LIFETIME	2B09A	2B09A	2B09A	2B09A	2B09A	2B09A	2B09A	2B09A	2B09A	2B09A	2B09A	2B09A
00920	27	#X PSYD/LIFETIME	3B09A	3B09A	3B09A	3B09A	3B09A	3B09A	3B09A	3B09A	3B09A	3B09A	3B09A	3B09A
00920	27	#X PSYD/LIFETIME	4B09A	4B09A	4B09A	4B09A	4B09A	4B09A	4B09A	4B09A	4B09A	4B09A	4B09A	4B09A
00920	27	#X PSYD/LIFETIME	5B09A	5B09A	5B09A	5B09A	5B09A	5B09A	5B09A	5B09A	5B09A	5B09A	5B09A	5B09A
00920	27	#X PSYD/LIFETIME												
00950		#X COKE/LIFETIME	1B076A	1B076A	1B076A	1B076A	1B076A	1B076A	1B076A	1B083A	1B083A	1B083A	1B083A	
00950	28	#X COKE/LIFETIME	2B10A	2B10A	2B10A	2B10A	2B10A	2B10A	2B10A	2B10A	2B10A	2B10A	2B10A	2B10A
00950		#X COKE/LIFETIME	3B10A	3B10A	3B10A	3B10A	3B10A	3B10A	3B10A	3B10A	3B10A	3B10A	3B10A	3B10A
00950		#X COKE/LIFETIME	4B10A	4B10A	4B10A	4B10A	4B10A	4B10A	4B10A	4B10A	4B10A	4B10A	4B10A	4B10A
00950	28	#X COKE/LIFETIME	5B10A	5B10A	5B10A	5B10A	5B10A	5B10A	5B10A	5B10A	5B10A	5B10A	5B10A	5B10A
00950		#X COKE/LIFETIME												
00980	61	#X AMPH/LIFETIM	1B043A	1B043A	1B043A	1B043A	1B043A	1B043A	1B043A	1B050A*	1B050A	1B050A	1B050A	1B050A
00980	29	#X AMPH/LIFETIME	2B11A	2B11A	2B11A	2B11A	2B11A	2B11A	2B11A	2B11A*	2B11A	2B11A	2B11A	2B11A
00980	29	#X AMPH/LIFETIME	3B11A	3B11A	3B11A	3B11A	3B11A	3B11A	3B11A	3B11A	3B11A	3B11A	3B11A	3B11A
00980	29	#X AMPH/LIFETIME	4B11A	4B11A	4B11A	4B11A	4B11A	4B11A	4B11A	4B11A*	4B11A	4B11A	4B11A	4B11A
00980	29	#X AMPH/LIFETIME	5B11A	5B11A	5B11A	5B11A	5B11A	5B11A	5B11A	5B11A	5B11A	5B11A	5B11A	5B11A
00980	29	#X AMPH/LIFETIME												
01010	65	#X QUAD/LIFETIM	1B053A	1B053A	1B053A	1B053A	1B053A	1B053A	1B053A	1B060A	1B060A	1B060A	1B060A	1B060A
01010		#X QUAD/LIFETIME	2B12A	2B12A	2B12A	2B12A	2B12A	2B12A	2B12A	2B12A	2B12A	2B12A	2B12A	2B12A
01010		#X QUAD/LIFETIME	3B12A	3B12A	3B12A	3B12A	3B12A	3B12A	3B12A	3B12A	3B12A	3B12A	3B12A	3B12A
01010		#X QUAD/LIFETIME	4B12A	4B12A	4B12A	4B12A	4B12A	4B12A	4B12A	4B12A	4B12A	4B12A	4B12A	4B12A
01010		#X QUAD/LIFETIME	5B12A	5B12A	5B12A	5B12A	5B12A	5B12A	5B12A	5B12A	5B12A	5B12A	5B12A	5B12A
01010		#X QUAD/LIFETIME												
01040	66	#X BRBT/LIFETIM	1B057A	1B057A	1B057A	1B057A	1B057A	1B057A	1B057A	1B064A	1B064A	1B064A	1B064A	1B064A
01040	31	#X BRBT/LIFETIME	2B13A	2B13A	2B13A	2B13A	2B13A	2B13A	2B13A	2B13A	2B13A	2B13A	2B13A	2B13A
01040	31	#X BRBT/LIFETIME	3B13A	3B13A	3B13A	3B13A	3B13A	3B13A	3B13A	3B13A	3B13A	3B13A	3B13A	3B13A
01040	31	#X BRBT/LIFETIME	4B13A	4B13A	4B13A	4B13A	4B13A	4B13A	4B13A	4B13A	4B13A	4B13A	4B13A	4B13A
01040	31	#X BRBT/LIFETIME	5B13A	5B13A	5B13A	5B13A	5B13A	5B13A	5B13A	5B13A	5B13A	5B13A	5B13A	5B13A
01040	31	#X BRBT/LIFETIME												
01070	67	#X TRQL/LIFETIM	1B067A	1B067A	1B067A	1B067A	1B067A	1B067A	1B067A	1B074A	1B074A	1B074A	1B074A	1B074A
01070	32	#X TRQL/LIFETIME	2B14A	2B14A	2B14A	2B14A	2B14A	2B14A	2B14A	2B14A	2B14A	2B14A	2B14A	2B14A
01070	32	#X TRQL/LIFETIME	3B14A	3B14A	3B14A	3B14A	3B14A	3B14A	3B14A	3B14A	3B14A	3B14A	3B14A	3B14A
01070	32	#X TRQL/LIFETIME	4B14A	4B14A	4B14A	4B14A	4B14A	4B14A	4B14A	4B14A	4B14A	4B14A	4B14A	4B14A
01070	32	#X TRQL/LIFETIME	5B14A	5B14A	5B14A	5B14A	5B14A	5B14A	5B14A	5B14A	5B14A	5B14A	5B14A	5B14A
01070	32	#X TRQL/LIFETIME												
01100	76	#X "H"/LIFETIME	1B085A	1B085A	1B085A	1B085A	1B085A	1B085A	1B085A	1B092A	1B092A	1B092A	1B092A	1B092A
01100		#X "H"/LIFETIME	2B15A	2B15A	2B15A	2B15A	2B15A	2B15A	2B15A	2B15A	2B15A	2B15A	2B15A	2B15A
01100	32	#X "H"/LIFETIME	3B15A	3B15A	3B15A	3B15A	3B15A	3B15A	3B15A	3B15A	3B15A	3B15A	3B15A	3B15A
01100	32	#X "H"/LIFETIME	4B15A	4B15A	4B15A	4B15A	4B15A	4B15A	4B15A	4B15A	4B15A	4B15A	4B15A	4B15A
01100		#X "H"/LIFETIME	5B15A	5B15A	5B15A	5B15A	5B15A	5B15A	5B15A	5B15A	5B15A	5B15A	5B15A	5B15A
01100		#X "H"/LIFETIME												
01130	77	#X NARC/LIFETIM	1B095A	1B095A	1B095A	1B095A	1B095A	1B095A	1B095A	1B094A	1B094A	1B094A	1B094A	1B094A
01130	34	#X NARC/LIFETIME	2B16A	2B16A	2B16A	2B16A	2B16A	2B16A	2B16A	2B16A	2B16A	2B16A	2B16A	2B16A
01130	34	#X NARC/LIFETIME	3B16A	3B16A	3B16A	3B16A	3B16A	3B16A	3B16A	3B16A	3B16A</			

* = item text changed from previous year

Item Refer- ence Number	Page Loc. in this Volume	ITEM DESCRIPTION (ABBREVIATED)	QUESTIONNAIRE LOCATION											
			BY YEAR											
			(FORM, SECTION, AND QUESTION NUMBER)											
1988	1989	1990	1991	1992	1993	1994	1995	1996	1997	1998	1999			
A01a: DRUGS. Number of uses in lifetime														
00760	45	EVR SMK CIG,REG	1B001	1B001	1B001	1B001	1B001	1B001	1B001	1B001	1B001	1B001	1B001	1B001
00760	24	EVR SMK CIG,REGL	2B01	2B01	2B01	2B01	2B01	2B01	2B01	2B01	2B01	2B01	2B01	2B01
00760	24	EVR SMK CIG,REGL	3B01	3B01	3B01	3B01	3B01	3B01	3B01	3B01	3B01	3B01	3B01	3B01
00760	24	EVR SMK CIG,REGL	4B01	4B01	4B01	4B01	4B01	4B01	4B01	4B01	4B01	4B01	4B01	4B01
00760	24	EVR SMK CIG,REGL	5B01	5B01	5B01	5B01	5B01	5B01	5B01	5B01	5B01	5B01	5B01	5B01
00760	24	EVR SMK CIG,REGL		6B01	6B01	6B01	6B02A	6B02A	6B02A	6B02A	6B02A	6B01	6B01	6B01
00790	25	EVER DRINK	2B03*	2B03	2B03	2B03	2B03	2B03*	2B03	2B03	2B03	2B03	2B03	2B03
00790	25	EVER DRINK	3B03*	3B03	3B03	3B03	3B03	3B03	3B03*	3B03	3B03	3B03	3B03	3B03
00790	25	EVER DRINK	4B03*	4B03	4B03	4B03	4B03	4B03	4B03*	4B03	4B03	4B03	4B03	4B03
00790	25	EVER DRINK	5B03*	5B03	5B03	5B03	5B03	5B03*	5B03	5B03	5B03	5B03	5B03	5B03
00790	25	EVER DRINK		6B03	6B03	6B03	6B03	6B03*	6B03	6B03	6B03	6B21	6B21	6B21
00810	46	#X DRNK/LIFETIM	1B007A	1B007A	1B007A	1B007A	1B007A	1B007A	1B007A*	1B007A	1B007A	1B007A	1B007A	1B007A
00810	25	#X DRNK/LIFETIME	2B04A	2B04A	2B04A	2B04A	2B04A	2B04A*	2B04A	2B04A	2B04A	2B04A	2B04A	2B04A
00810	25	#X DRNK/LIFETIME	3B04A	3B04A	3B04A	3B04A	3B04A	3B04A	3B04A*	3B04A	3B04A	3B04A	3B04A	3B04A
00810	25	#X DRNK/LIFETIME	4B04A	4B04A	4B04A	4B04A	4B04A	4B04A	4B04A*	4B04A	4B04A	4B04A	4B04A	4B04A
00810	25	#X DRNK/LIFETIME	5B04A	5B04A	5B04A	5B04A	5B04A	5B04A*	5B04A	5B04A	5B04A	5B04A	5B04A	5B04A
00810	25	#X DRNK/LIFETIME		6B04A	6B04A	6B04A	6B04A	6B04A*	6B04A	6B04A	6B04A	6B22A	6B22A	6B22A
00860	26	#XMJ+HS/LIFETIME	2B07A	2B07A	2B07A	2B07A	2B07A	2B07A	2B07A	2B07A	2B07A	2B07A	2B07A	2B07A
00860	26	#XMJ+HS/LIFETIME	3B07A	3B07A	3B07A	3B07A	3B07A	3B07A	3B07A	3B07A	3B07A	3B07A	3B07A	3B07A
00860	26	#XMJ+HS/LIFETIME	4B07A	4B07A	4B07A	4B07A	4B07A	4B07A	4B07A	4B07A	4B07A	4B07A	4B07A	4B07A
00860	26	#XMJ+HS/LIFETIME	5B07A	5B07A	5B07A	5B07A	5B07A	5B07A	5B07A	5B07A	5B07A	5B07A	5B07A	5B07A
00860	26	#XMJ+HS/LIFETIME		6B07A	6B07A	6B07A	6B07A	6B07A	6B07A	6B07A	6B07A	6B25A	6B25A	6B25A
00890	55	#X LSD/LIFETIME	1B033A	1B033A	1B033A	1B033A	1B033A	1B033A	1B033A	1B033A	1B033A	1B033A	1B033A	1B033A
00890	27	#X LSD/LIFETIME	2B08A	2B08A	2B08A	2B08A	2B08A	2B08A	2B08A	2B08A	2B08A	2B08A	2B08A	2B08A
00890	27	#X LSD/LIFETIME	3B08A	3B08A	3B08A	3B08A	3B08A	3B08A	3B08A	3B08A	3B08A	3B08A	3B08A	3B08A
00890	27	#X LSD/LIFETIME	4B08A	4B08A	4B08A	4B08A	4B08A	4B08A	4B08A	4B08A	4B08A	4B08A	4B08A	4B08A
00890	27	#X LSD/LIFETIME	5B08A	5B08A	5B08A	5B08A	5B08A	5B08A	5B08A	5B08A	5B08A	5B08A	5B08A	5B08A
00890	27	#X LSD/LIFETIME		6B08A	6B08A	6B08A	6B08A	6B08A	6B08A	6B08A	6B08A	6B26A	6B26A	6B26A
00920	58	#X PSYD/LIFETIM	1B042A	1B042A	1B042A	1B042A	1B042A	1B042A	1B042A	1B042A	1B042A	1B042A	1B042A	1B042A
00920	27	#X PSYD/LIFETIME	2B09A	2B09A	2B09A	2B09A	2B09A	2B09A	2B09A	2B09A	2B09A	2B09A	2B09A	2B09A
00920	27	#X PSYD/LIFETIME	3B09A	3B09A	3B09A	3B09A	3B09A	3B09A	3B09A	3B09A	3B09A	3B09A	3B09A	3B09A
00920	27	#X PSYD/LIFETIME	4B09A	4B09A	4B09A	4B09A	4B09A	4B09A	4B09A	4B09A	4B09A	4B09A	4B09A	4B09A
00920	27	#X PSYD/LIFETIME	5B09A	5B09A	5B09A	5B09A	5B09A	5B09A	5B09A	5B09A	5B09A	5B09A	5B09A	5B09A
00920	27	#X PSYD/LIFETIME		6B09A	6B09A	6B09A	6B09A	6B09A	6B09A	6B09A	6B09A	6B27A	6B27A	6B27A
00950		#X COKE/LIFETIME												
00950	28	#X COKE/LIFETIME	2B10A	2B10A	2B10A	2B10A	2B10A	2B10A	2B10A	2B10A	2B10A	2B10A	2B10A	2B10A
00950		#X COKE/LIFETIME	3B10A	3B10A										
00950		#X COKE/LIFETIME	4B10A	4B10A										
00950	28	#X COKE/LIFETIME	5B10A	5B10A	5B10A	5B10A	5B10A	5B10A	5B10A	5B10A	5B10A	5B10A	5B10A	5B10A
00950		#X COKE/LIFETIME		6B10A										
00980	61	#X AMPH/LIFETIM	1B050A	1B050A	1B050A	1B050A	1B050A	1B050A	1B050A	1B050A	1B050A	1B050A	1B050A	1B050A
00980	29	#X AMPH/LIFETIME	2B11A	2B11A	2B11A	2B11A	2B11A	2B11A	2B11A	2B11A	2B11A	2B11A	2B11A	2B11A
00980	29	#X AMPH/LIFETIME	3B11A	3B11A	3B10A	3B10A	3B10A	3B10A	3B10A	3B10A	3B10A	3B10A	3B10A	3B10A
00980	29	#X AMPH/LIFETIME	4B11A	4B11A	4B10A	4B10A	4B10A	4B10A	4B10A	4B10A	4B10A	4B10A	4B10A	4B10A
00980	29	#X AMPH/LIFETIME	5B11A	5B11A	5B11A	5B11A	5B11A	5B11A	5B11A	5B11A	5B11A	5B11A	5B11A	5B11A
00980	29	#X AMPH/LIFETIME		6B11A	6B10A	6B10A	6B10A	6B10A	6B10A	6B10A	6B10A	6B28A	6B28A	6B28A
01010	65	#X QUAD/LIFETIM	1B060A	1B060A	1B060A	1B060A	1B060A		1B060A	1B060A	1B060A	1B060A	1B060A	1B060A
01010		#X QUAD/LIFETIME	2B12A	2B12A										
01010		#X QUAD/LIFETIME	3B12A	3B12A										
01010		#X QUAD/LIFETIME	4B12A	4B12A										
01010		#X QUAD/LIFETIME	5B12A	5B12A										
01010		#X QUAD/LIFETIME		6B12A										
01040	66	#X BRBT/LIFETIM	1B064A	1B064A	1B062A	1B062A	1B062A	1B062A	1B062A	1B062A	1B062A	1B062A	1B062A	1B062A
01040	31	#X BRBT/LIFETIME	2B13A	2B13A	2B13A	2B13A	2B13A	2B13A	2B13A	2B13A	2B13A	2B13A	2B13A	2B13A
01040	31	#X BRBT/LIFETIME	3B13A	3B13A	3B13A	3B13A	3B13A	3B13A	3B13A	3B13A	3B13A	3B13A	3B13A	3B13A
01040	31	#X BRBT/LIFETIME	4B13A	4B13A	4B13A	4B13A	4B13A	4B13A	4B13A	4B13A	4B13A	4B13A	4B13A	4B13A
01040	31	#X BRBT/LIFETIME	5B13A	5B13A	5B13A	5B13A	5B13A	5B13A	5B13A	5B13A	5B13A	5B13A	5B13A	5B13A
01040	31	#X BRBT/LIFETIME		6B13A	6B13A	6B13A	6B13A	6B13A	6B13A	6B13A	6B13A	6B31A	6B31A	6B31A
01070	67	#X TRQL/LIFETIM	1B074A	1B074A	1B065A	1B065A	1B065A	1B065A	1B065A	1B065A	1B065A	1B065A	1B065A	1B065A
01070	32	#X TRQL/LIFETIME	2B14A	2B14A	2B14A	2B14A	2B14A	2B14A	2B14A	2B14A	2B14A	2B14A	2B14A	2B14A
01070	32	#X TRQL/LIFETIME	3B14A	3B14A	3B14A	3B14A	3B14A	3B14A	3B14A	3B14A	3B14A	3B14A	3B14A	3B14A
01070	32	#X TRQL/LIFETIME	4B14A	4B14A	4B14A	4B14A	4B14A	4B14A	4B14A	4B14A	4B14A	4B14A	4B14A	4B14A
01070	32	#X TRQL/LIFETIME	5B14A	5B14A	5B14A	5B14A	5B14A	5B14A	5B14A	5B14A	5B14A	5B14A	5B14A	5B14A
01070	32	#X TRQL/LIFETIME		6B14A	6B14A	6B14A	6B14A	6B14A	6B14A	6B14A	6B14A	6B32A	6B32A	6B32A
01100	76	#X "H"/LIFETIME	1B092A	1B092A	1B086A	1B086A	1B086A	1B086A	1B086A	1B086A	1B086A	1B086A	1B086A	1B086A
01100		#X "H"/LIFETIME	2B15A	2B15A	2B15A	2B15A	2B15A	2B15A	2B15A	2B15A	2B15A	2B15A	2B15A	2B15A
01100	32	#X "H"/LIFETIME	3B15A	3B15A	3B15A	3B15A	3B15A	3B15A	3B15A	3B15A	3B15A	3B15A	3B15A	3B15A
01100	32	#X "H"/LIFETIME	4B15A	4B15A	4B15A	4B15A	4B15A	4B15A	4B15A	4B15A	4B15A	4B15A	4B15A	4B15A
01100		#X "H"/LIFETIME	5B15A	5B15A	5B15A	5B15A	5B15A	5B15A	5B15A	5B15A	5B15A	5B15A	5B15A	5B15A
01100		#X "H"/LIFETIME		6B15A	6B15A	6B15A	6B15A	6B15A	6B15A	6B15A	6B15A	6B15A	6B15A	6B15A
01130	77	#X NARC/LIFETIM	1B094A	1B094A	1B088A	1B088A	1B088A	1B088A	1B088A	1B088A	1B088A	1B088A	1B088A	1B088

* = item text changed from previous year

Item Refer- ence Number	Page Loc. in this Volume	ITEM DESCRIPTION (ABBREVIATED)	QUESTIONNAIRE LOCATION BY YEAR (FORM, SECTION, AND QUESTION NUMBER)											
			1976	1977	1978	1979	1980	1981	1982	1983	1984	1985	1986	1987

A01a: DRUGS. Number of uses in lifetime (continued)

01160	34	#X INHL/LIFETIME	4B17A	4B17A	4B17A	4B17A	4B17A	4B17A	4B17A	4B17A	4B17A	4B17A	4B17A	4B17A
01160	34	#X INHL/LIFETIME	5B17A	5B17A	5B17A	5B17A	5B17A	5B17A	5B17A	5B17A	5B17A	5B17A	5B17A	5B17A
01160	34	#X INHL/LIFETIME												
01181	117	#X PCP/LIFETIME				2E02A	2E02A	2E02A	2E02A	2E02A	2E02A	2E02A	2E02A	2E04A*
01184	118	#X PPRS/LIFETIME				2E03A	2E03A	2E03A	2E03A	2E03A	2E03A	2E03A	2E03A	2E05A*
02040	50	#X HASH/LIFETIM	1B018A	1B018A	1B018A	1B018A	1B018A	1B018A	1B018A	1B018A	1B018A	1B018A	1B018A	1B018A
02070	51	#X MARJ/LIFETIM	1B019A	1B019A	1B019A	1B019A	1B019A	1B019A	1B019A	1B019A	1B019A	1B019A	1B019A	1B019A
11000	175	#X BEER/LIFETIME	4D04A	4D04A	4D04A	4D04A	4D04A	4D04A	4D11A	4D11A	4D11A	4D11A	4D11A	4D11A
11040	176	#X WINE/LIFETIME	4D06A	4D06A	4D06A	4D06A	4D06A	4D06A	4D13A	4D13A	4D13A	4D13A	4D13A	4D13A
11080	177	#X LIQR/LIFETIME	4D08A	4D08A	4D08A	4D08A	4D08A	4D08A	4D15A	4D15A	4D15A	4D15A	4D15A	4D15A
21180	54	MJ/HSR EVR DLY							1B028	1B028	1B028	1B028	1B028	1B028
21200	54	RECENT DAILY MJ							1B030	1B030	1B030	1B030	1B030	1B030
21210	54	#X DAILY MJ/LFT							1B031	1B031	1B031	1B031	1B031	1B031
21220	59	#X DIETPILL/LFT							1B046A	1B046A	1B046A	1B046A	1B046A	1B046A
21250	60	#X STA-AWAK/LFT							1B047A	1B047A	1B047A	1B047A	1B047A	1B047A
21280	60	#X LOOKALIK/LFT							1B048A	1B048A	1B048A	1B048A	1B048A	1B048A
22230		EVR USE SMOKLESS											3E01A	3E01A
22230	234	EVR USE SMOKLESS												
22250	71	EVR TK CRACK/FB												
22260	71	#X CRACK/LIFTIM												1B083
22260														1B084A
22260	28	#X CRACK/LIFETIM												2E03A
22260	28	#X CRACK/LIFETIM												
22260	28	#X CRACK/LIFETIM												
22260	28	#X CRACK/LIFETIM												
22260	28	#X CRACK/LIFETIM												
22320	71	#XOTH COKE/LIFE												1B085A
22320	29	#XOTH COKE/LIFE												
22320	29	#XOTH COKE/LIFE												
22320	29	#XOTH COKE/LIFE												
22620	176	#X WIN COOL/LIFE												
22660	143	#X MDMA/LIFETIME												
22690	119	#X STRD/LIFETIME												
22690	240	#X STRD/LIFETIME												
24380	30	#X ICE/LIFETIME												
24380	30	#X ICE/LIFETIME												
25020	50	#XDRUNK/LIFETIM												
25020	239	#XDRUNK/LIFETIME												
25050	240	#X INJECT/LIFE												
29630	33	#X H LIF USE NDL												
29630	33	#X H LIF USE NDL												
29630	33	#X H LIF USE NDL												
29660	33	#X H LIF W/O NDL												
29660	33	#X H LIF W/O NDL												
29660	33	#X H LIF W/O NDL												
29770	169	#X ROHYPNOL/LIFE												
30800		#X METHAMPH/LIFE												
30800		#X METHAMPH/LIFE												

A01b: DRUGS. Number of uses in last 12 months

00820	46	#X DRNK/LAST12M	1B007B	1B007B	1B007B	1B007B	1B007B	1B007B	1B007B	1B007B	1B007B	1B007B	1B007B	1B007B
00820	25	#X DRNK/LAST12MO	2B04B	2B04B	2B04B	2B04B	2B04B	2B04B	2B04B	2B04B	2B04B	2B04B	2B04B	2B04B
00820	25	#X DRNK/LAST12MO	3B04B	3B04B	3B04B	3B04B	3B04B	3B04B	3B04B	3B04B	3B04B	3B04B	3B04B	3B04B
00820	25	#X DRNK/LAST12MO	4B04B	4B04B	4B04B	4B04B	4B04B	4B04B	4B04B	4B04B	4B04B	4B04B	4B04B	4B04B
00820	25	#X DRNK/LAST12MO	5B04B	5B04B	5B04B	5B04B	5B04B	5B04B	5B04B	5B04B	5B04B	5B04B	5B04B	5B04B
00820	25	#X DRNK/LAST12MO												
00870	26	#XMJ+HS/LAST12MO	2B07B	2B07B	2B07B	2B07B	2B07B	2B07B	2B07B	2B07B	2B07B	2B07B	2B07B	2B07B
00870	26	#XMJ+HS/LAST12MO	3B07B	3B07B	3B07B	3B07B	3B07B	3B07B	3B07B	3B07B	3B07B	3B07B	3B07B	3B07B
00870	26	#XMJ+HS/LAST12MO	4B07B	4B07B	4B07B	4B07B	4B07B	4B07B	4B07B	4B07B	4B07B	4B07B	4B07B	4B07B
00870	26	#XMJ+HS/LAST12MO	5B07B	5B07B	5B07B	5B07B	5B07B	5B07B	5B07B	5B07B	5B07B	5B07B	5B07B	5B07B
00870	26	#XMJ+HS/LAST12MO												
00900	55	#X LSD/LAST 12M	1B029B	1B029B	1B029B	1B029B	1B029B	1B029B	1B033B	1B033B	1B033B	1B033B	1B033B	1B033B
00900	27	#X LSD/LAST 12MO	2B08B	2B08B	2B08B	2B08B	2B08B	2B08B	2B08B	2B08B	2B08B	2B08B	2B08B	2B08B
00900	27	#X LSD/LAST 12MO	3B08B	3B08B	3B08B	3B08B	3B08B	3B08B	3B08B	3B08B	3B08B	3B08B	3B08B	3B08B
00900	27	#X LSD/LAST 12MO	4B08B	4B08B	4B08B	4B08B	4B08B	4B08B	4B08B	4B08B	4B08B	4B08B	4B08B	4B08B
00900	27	#X LSD/LAST 12MO	5B08B	5B08B	5B08B	5B08B	5B08B	5B08B	5B08B	5B08B	5B08B	5B08B	5B08B	5B08B
00900	27	#X LSD/LAST 12MO												
00930	58	#X PSYD/LAST12M	1B038B	1B038B	1B038B	1B038B	1B038B	1B038B	1B042B	1B042B	1B042B	1B042B	1B042B	1B042B
00930	27	#X PSYD/LAST12MO	2B09B	2B09B	2B09B	2B09B	2B09B	2B09B	2B09B	2B09B	2B09B	2B09B	2B09B	2B09B
00930	27	#X PSYD/LAST12MO	3B09B	3B09B	3B09B	3B09B	3B09B	3B09B	3B09B	3B09B	3B09B	3B09B	3B09B	3B09B
00930	27	#X PSYD/LAST12MO	4B09B	4B09B	4B09B	4B09B	4B09B	4B09B	4B09B	4B09B	4B09B	4B09B	4B09B	4B09B
00930	27	#X PSYD/LAST12MO	5B09B	5B09B	5B09B	5B09B	5B09B	5B09B	5B09B	5B09B	5B09B	5B09B	5B09B	5B09B
00930	27	#X PSYD/LAST12MO												
00960		#X COKE/LAST12MO	1B076B	1B076B	1B076B	1B076B	1B076B	1B076B	1B083B	1B083B	1B083B	1B083B	1B083B	1B083B
00960	28	#X COKE/LAST12MO	2B10B	2B10B	2B10B	2B10B	2B10B	2B10B	2B10B	2B10B	2B10B	2B10B	2B10B	2B10B
00960		#X COKE/LAST12MO	3B10B	3B10B	3B10B	3B10B	3B10B	3B10B	3B10B	3B10B	3B10B	3B10B	3B10B	3B10B
00960		#X COKE/LAST12MO	4B10B	4B10B	4B10B	4B10B	4B10B	4B10B	4B10B	4B10B	4B10B	4B10B	4B10B	4B10B
00960	28	#X COKE/LAST12MO	5B10B	5B10B	5B10B	5B10B	5B10B	5B10B	5B10B	5B10B	5B10B	5B10B	5B10B	5B10B
00960		#X COKE/LAST12MO												

* = item text changed from previous year

QUESTION INDEX 1976-1999

261

Item Refer- ence Number	Page Loc. in this Volume	ITEM DESCRIPTION (ABBREVIATED)	QUESTIONNAIRE LOCATION BY YEAR (FORM, SECTION, AND QUESTION NUMBER)											
			1988	1989	1990	1991	1992	1993	1994	1995	1996	1997	1998	1999

A01a: DRUGS. Number of uses in lifetime (continued)

01160	34	#X INHL/LIFETIME	4B17A	4B17A	4B17A	4B17A	4B17A	4B17A	4B17A	4B17A	4B17A	4B17A	4B17A	4B17A
01160	34	#X INHL/LIFETIME	5B17A	5B17A	5B17A	5B17A	5B17A	5B17A	5B17A	5B17A	5B18A	5B18A	5B18A	5B18A
01160	34	#X INHL/LIFETIME		6B17A	6B17A	6B17A	6B17A	6B17A	6B17A	6B17A	6B18A	6B18A	6B36A	6B36A
01181	117	#X PCP/LIFETIME	2E04A	2E04A	2E04A	2E04A	2E04A	2E04A	2E04A	2E04A	2E04A	2E04A	2E04A	2E04A
01184	118	#X PPRS/LIFETIME	2E05A	2E05A	2E05A	2E05A	2E05A	2E05A	2E05A	2E05A	2E05A	2E05A	2E05A	2E05A
02040	50	#X HASH/LIFETIM	1B018A	1B018A	1B018A	1B018A	1B018A	1B018A	1B018A	1B018A	1B018A	1B018A	1B018A	1B018A
02070	51	#X MARJ/LIFETIM	1B019A	1B019A	1B019A	1B019A	1B019A	1B019A	1B019A	1B019A	1B019A	1B019A	1B019A	1B019A
11000	175	#X BEER/LIFETIME	4D11A	4D11A	4D11A	4D11A	4D11A	4D11A	4D11A	4D11A	4D11A	4D11A	4D11A	4D11A
11040	176	#X WINE/LIFETIME	4D15A	4D15A	4D15A	4D15A	4D15A	4D15A	4D15A	4D15A	4D15A	4D15A	4D15A	4D15A
11080	177	#X LIQR/LIFETIME	4D17A	4D17A	4D17A	4D17A	4D17A	4D17A	4D17A	4D17A	4D17A	4D17A	4D17A	4D17A
21180	54	MJ/SHS EVR DLY	1B028	1B028	1B028	1B028	1B028	1B028	1B028	1B028	1B028	1B028	1B028	1B028
21200	54	RECENT DAILY MJ	1B030	1B030	1B030	1B030	1B030	1B030	1B030	1B030	1B030	1B030	1B030	1B030
21210	54	#X DAILY MJ/LFT	1B031	1B031	1B031	1B031	1B031	1B031	1B031	1B031	1B031	1B031	1B031	1B031
21220	59	#X DIETPILL/LFT	1B046A	1B046A	1B046A	1B046A	1B046A	1B046A	1B046A	1B046A	1B046A	1B046A	1B046A	1B046A
21250	60	#X STA-AWAK/LFT	1B047A	1B047A	1B047A	1B047A	1B047A	1B047A	1B047A	1B047A	1B047A	1B047A	1B047A	1B047A
21280	60	#X LOOKALIK/LFT	1B048A	1B048A	1B048A	1B048A	1B048A	1B048A	1B048A	1B048A	1B048A	1B048A	1B048A	1B048A
22230		EVR USE SMOKLESS	3E01A	3E01A										
22230	234	EVR USE SMOKLESS						6B01A	6B01A	6B01A	6B01A	6B19	6B19	6B19
22250	71	EVR TK CRACK/FB	1B083	1B083	1B074	1B074	1B074	1B074	1B074	1B074	1B074	1B074	1B074	1B074
22260	71	#X CRACK/LIFTIM	1B084A	1B084A	1B075A	1B075A	1B075A	1B075A	1B075A	1B075A	1B075A	1B075A	1B075A	1B075A
22260	28	#X CRACK/LIFETIM	2E03A	2E03A	2E03A	2E03A	2E03A	2E03A	2E03A	2E03A	2E03A	2E03A	2E03A	2E03A
22260	28	#X CRACK/LIFETIM			3B11A	3B11A	3B11A	3B11A	3B11A	3B11A	3B11A	3B11A	3B11A	3B11A
22260	28	#X CRACK/LIFETIM			4B11A	4B11A	4B11A	4B11A	4B11A	4B11A	4B11A	4B11A	4B11A	4B11A
22260	28	#X CRACK/LIFETIM			5E06A	5E06A	5E06A	5E06A	5E06A	5E06A	5E06A	5E06A	5E06A	5E06A
22260	28	#X CRACK/LIFETIM			6B11A	6B11A	6B11A	6B11A	6B11A	6B11A	6B11A	6B29A	6B29A	6B29A
22320	71	#XOTH COKE/LIFE	1B085A	1B085A	1B076A	1B076A	1B076A	1B076A	1B076A	1B076A	1B076A	1B076A	1B076A	1B076A
22320	29	#XOTH COKE/LIFE			3B12A	3B12A	3B12A	3B12A	3B12A	3B12A	3B12A	3B12A	3B12A	3B12A
22320	29	#XOTH COKE/LIFE			4B12A	4B12A	4B12A	4B12A	4B12A	4B12A	4B12A	4B12A	4B12A	4B12A
22320	29	#XOTH COKE/LIFE			6B12A	6B12A	6B12A	6B12A	6B12A	6B12A	6B12A	6B30A	6B30A	6B30A
22620	176	#X WIN COOL/LIFE	4D13A	4D13A	4D13A	4D13A	4D13A	4D13A	4D13A	4D13A	4D13A	4D13A	4D13A	4D13A
22660	143	#X MDMA/LIFETIME									3B18A	3B18A	3B18A	3B18A
22690	119	#X STRD/LIFETIME				2E06A	2E06A	2E06A	2E06A	2E06A	2E06A	2E06A	2E06A	2E06A
22690	240	#X STRD/LIFETIME		6D02A	6D02A	6D03A	6D03A	6D03A	6D03A	6D03A	6D03A	6D10A	6D10A	6D12A
24380	30	#X ICE/LIFETIME			2B12A	2B12A	2B12A	2B12A	2B12A	2B12A	2B12A	2B12A	2B12A	2B12A
24380	30	#X ICE/LIFETIME			5B12A	5B12A	5B12A	5B12A	5B12A	5B12A	5B12A	5B12A	5B12A	5B12A
25020	50	#XDRUNK/LIFETIM				1B016A	1B016A	1B016A	1B016A	1B016A	1B016A	1B016A	1B016A	1B016A
25020	239	#XDRUNK/LIFETIME				6D02A	6D02A	6D02A	6D02A	6D02A	6D02A	6D09A	6D09A	6D11A
25050	240	#X INJECT/LIFE				6D06A	6D06A	6D06A	6D06A	6D06A	6D06A	6D13A	6D13A	6D14A
29630	33	#X H LIF USE NDL									2B15A	2B15A	2B15A	2B15A
29630	33	#X H LIF USE NDL									5B15A	5B15A	5B15A	5B15A
29630	33	#X H LIF USE NDL									6B16A	6B16A	6B33A	6B33A
29660	33	#X H LIF W/O NDL									2B16A	2B16A	2B16A	2B16A
29660	33	#X H LIF W/O NDL									5B16A	5B16A	5B16A	5B16A
29660	33	#X H LIF W/O NDL									6B17A	6B34A	6B34A	6B34A
29770	169	#X ROHYPNOL/LIFE									4B18A	4B18A	4B18A	4B18A
30800		#X METHAMPH/LIFE												4B17A
30800		#X METHAMPH/LIFE												6B36A

A01b: DRUGS. Number of uses in last 12 months

00820	46	#X DRNK/LAST12M	1B007B	1B007B	1B007B	1B007B	1B007B	1B007B	1B007B*	1B007B	1B007B	1B007B	1B007B	1B007B
00820	25	#X DRNK/LAST12MO	2B04B	2B04B	2B04B	2B04B	2B04B	2B04B*	2B04B	2B04B	2B04B	2B04B	2B04B	2B04B
00820	25	#X DRNK/LAST12MO	3B04B	3B04B	3B04B	3B04B	3B04B	3B04B*	3B04B*	3B04B	3B04B	3B04B	3B04B	3B04B
00820	25	#X DRNK/LAST12MO	4B04B	4B04B	4B04B	4B04B	4B04B	4B04B*	4B04B*	4B04B	4B04B	4B04B	4B04B	4B04B
00820	25	#X DRNK/LAST12MO	5B04B	5B04B	5B04B	5B04B	5B04B	5B04B*	5B04B	5B04B	5B04B	5B04B	5B04B	5B04B
00820	25	#X DRNK/LAST12MO		6B04B	6B04B	6B04B	6B04B	6B04B*	6B04B	6B04B	6B04B	6B22B	6B22B	6B22B
00870	26	#XMJ+HS/LAST12MO	2B07B	2B07B	2B07B	2B07B	2B07B	2B07B	2B07B	2B07B	2B07B	2B07B	2B07B	2B07B
00870	26	#XMJ+HS/LAST12MO	3B07B	3B07B	3B07B	3B07B	3B07B	3B07B	3B07B	3B07B	3B07B	3B07B	3B07B	3B07B
00870	26	#XMJ+HS/LAST12MO	4B07B	4B07B	4B07B	4B07B	4B07B	4B07B	4B07B	4B07B	4B07B	4B07B	4B07B	4B07B
00870	26	#XMJ+HS/LAST12MO	5B07B	5B07B	5B07B	5B07B	5B07B	5B07B	5B07B	5B07B	5B07B	5B07B	5B07B	5B07B
00870	26	#XMJ+HS/LAST12MO		6B07B	6B07B	6B07B	6B07B	6B07B	6B07B	6B07B	6B07B	6B25B	6B25B	6B25B
00900	55	#X LSD/LAST 12M	1B033B	1B033B	1B033B	1B033B	1B033B	1B033B	1B033B	1B033B	1B033B	1B033B	1B033B	1B033B
00900	27	#X LSD/LAST 12MO	2B08B	2B08B	2B08B	2B08B	2B08B	2B08B	2B08B	2B08B	2B08B	2B08B	2B08B	2B08B
00900	27	#X LSD/LAST 12MO	3B08B	3B08B	3B08B	3B08B	3B08B	3B08B	3B08B	3B08B	3B08B	3B08B	3B08B	3B08B
00900	27	#X LSD/LAST 12MO	4B08B	4B08B	4B08B	4B08B	4B08B	4B08B	4B08B	4B08B	4B08B	4B08B	4B08B	4B08B
00900	27	#X LSD/LAST 12MO	5B08B	5B08B	5B08B	5B08B	5B08B	5B08B	5B08B	5B08B	5B08B	5B08B	5B08B	5B08B
00900	27	#X LSD/LAST 12MO		6B08B	6B08B	6B08B	6B08B	6B08B	6B08B	6B08B	6B08B	6B26B	6B26B	6B26B
00930	58	#X PSYD/LAST12M	1B042B	1B042B	1B042B	1B042B	1B042B	1B042B	1B042B	1B042B	1B042B	1B042B	1B042B	1B042B
00930	27	#X PSYD/LAST12MO	2B09B	2B09B	2B09B	2B09B	2B09B	2B09B	2B09B	2B09B	2B09B	2B09B	2B09B	2B09B
00930	27	#X PSYD/LAST12MO	3B09B	3B09B	3B09B	3B09B	3B09B	3B09B	3B09B	3B09B	3B09B	3B09B	3B09B	3B09B
00930	27	#X PSYD/LAST12MO	4B09B	4B09B	4B09B	4B09B	4B09B	4B09B	4B09B	4B09B	4B09B	4B09B	4B09B	4B09B
00930	27	#X PSYD/LAST12MO	5B09B	5B09B	5B09B	5B09B	5B09B	5B09B	5B09B	5B09B	5B09B	5B09B	5B09B	5B09B
00930	27	#X PSYD/LAST12MO		6B09B	6B09B	6B09B	6B09B	6B09B	6B09B	6B09B	6B09B	6B27B	6B27B	6B27B
00960		#X COKE/LAST12MO												
00960	28	#X COKE/LAST12MO	2B10B	2B10B	2B10B	2B10B	2B10B	2B10B	2B10B	2B10B	2B10B	2B10B	2B10B	2B10B
00960		#X COKE/LAST12MO	3B10B	3B10B										
00960		#X COKE/LAST12MO	4B10B	4B10B										
00960	28	#X COKE/LAST12MO	5B10B	5B10B	5B10B	5B10B	5B10B	5B10B	5B10B	5B10B	5B10B	5B10B	5B10B	5B10B
00960		#X COKE/LAST12MO		6B10B										

*=item text changed from previous year

MONITORING THE FUTURE

Item Refer- ence Number	Page Loc. in this Volume	ITEM DESCRIPTION (ABBREVIATED)	QUESTIONNAIRE LOCATION											
			BY YEAR											
			(FORM, SECTION, AND QUESTION NUMBER)											
			1976	1977	1978	1979	1980	1981	1982	1983	1984	1985	1986	1987

A01b: DRUGS. Number of uses in last 12 months (continued)

00990	61	#X AMPH/LAST12M	1B043B	1B043B	1B043B	1B043B	1B043B	1B043B	1B050B*	1B050B	1B050B	1B050B	1B050B	1B050B
00990	29	#X AMPH/LAST12MO	2B11B	2B11B	2B11B	2B11B	2B11B	2B11B	2B11B*	2B11B	2B11B	2B11B	2B11B	2B11B
00990	29	#X AMPH/LAST12MO	3B11B	3B11B	3B11B	3B11B	3B11B	3B11B	3B11B	3B11B	3B11B*	3B11B	3B11B	3B11B
00990	29	#X AMPH/LAST12MO	4B11B	4B11B	4B11B	4B11B	4B11B	4B11B	4B11B*	4B11B	4B11B	4B11B	4B11B	4B11B
00990	29	#X AMPH/LAST12MO	5B11B	5B11B	5B11B	5B11B	5B11B	5B11B	5B11B	5B11B	5B11B*	5B11B	5B11B	5B11B
00990	29	#X AMPH/LAST12MO												
01020	65	#X QUAD/LAST12M	1B053B	1B053B	1B053B	1B053B	1B053B	1B053B	1B060B	1B060B	1B060B	1B060B	1B060B	1B060B
01020		#X QUAD/LAST12MO	2B12B	2B12B	2B12B	2B12B	2B12B	2B12B	2B12B	2B12B	2B12B	2B12B	2B12B	2B12B
01020		#X QUAD/LAST12MO	3B12B	3B12B	3B12B	3B12B	3B12B	3B12B	3B12B	3B12B	3B12B	3B12B	3B12B	3B12B
01020		#X QUAD/LAST12MO	4B12B	4B12B	4B12B	4B12B	4B12B	4B12B	4B12B	4B12B	4B12B	4B12B	4B12B	4B12B
01020		#X QUAD/LAST12MO	5B12B	5B12B	5B12B	5B12B	5B12B	5B12B	5B12B	5B12B	5B12B	5B12B	5B12B	5B12B
01020		#X QUAD/LAST12MO												
01050	66	#X BRBT/LAST12M	1B057B	1B057B	1B057B	1B057B	1B057B	1B057B	1B064B	1B064B	1B064B	1B064B	1B064B	1B064B
01050	31	#X BRBT/LAST12MO	2B13B	2B13B	2B13B	2B13B	2B13B	2B13B	2B13B	2B13B	2B13B	2B13B	2B13B	2B13B
01050	31	#X BRBT/LAST12MO	3B13B	3B13B	3B13B	3B13B	3B13B	3B13B	3B13B	3B13B	3B13B	3B13B	3B13B	3B13B
01050	31	#X BRBT/LAST12MO	4B13B	4B13B	4B13B	4B13B	4B13B	4B13B	4B13B	4B13B	4B13B	4B13B	4B13B	4B13B
01050	31	#X BRBT/LAST12MO	5B13B	5B13B	5B13B	5B13B	5B13B	5B13B	5B13B	5B13B	5B13B	5B13B	5B13B	5B13B
01050	31	#X BRBT/LAST12MO												
01080	67	#X TRQL/LAST12M	1B067B	1B067B	1B067B	1B067B	1B067B	1B067B	1B074B	1B074B	1B074B	1B074B	1B074B	1B074B
01080	32	#X TRQL/LAST12MO	2B14B	2B14B	2B14B	2B14B	2B14B	2B14B	2B14B	2B14B	2B14B	2B14B	2B14B	2B14B
01080	32	#X TRQL/LAST12MO	3B14B	3B14B	3B14B	3B14B	3B14B	3B14B	3B14B	3B14B	3B14B	3B14B	3B14B	3B14B
01080	32	#X TRQL/LAST12MO	4B14B	4B14B	4B14B	4B14B	4B14B	4B14B	4B14B	4B14B	4B14B	4B14B	4B14B	4B14B
01080	32	#X TRQL/LAST12MO	5B14B	5B14B	5B14B	5B14B	5B14B	5B14B	5B14B	5B14B	5B14B	5B14B	5B14B	5B14B
01080	32	#X TRQL/LAST12MO												
01110	76	#X "H"/LAST 12MO	1B085B	1B085B	1B085B	1B085B	1B085B	1B085B	1B092B	1B092B	1B092B	1B092B	1B092B	1B092B
01110		#X "H"/LAST 12MO	2B15B	2B15B	2B15B	2B15B	2B15B	2B15B	2B15B	2B15B	2B15B	2B15B	2B15B	2B15B
01110	32	#X "H"/LAST 12MO	3B15B	3B15B	3B15B	3B15B	3B15B	3B15B	3B15B	3B15B	3B15B	3B15B	3B15B	3B15B
01110	32	#X "H"/LAST 12MO	4B15B	4B15B	4B15B	4B15B	4B15B	4B15B	4B15B	4B15B	4B15B	4B15B	4B15B	4B15B
01110		#X "H"/LAST 12MO	5B15B	5B15B	5B15B	5B15B	5B15B	5B15B	5B15B	5B15B	5B15B	5B15B	5B15B	5B15B
01110		#X "H"/LAST 12MO												
01140	77	#X NARC/LAST12M	1B095B	1B095B	1B095B	1B095B	1B095B	1B095B	1B094B	1B094B	1B094B	1B094B	1B094B	1B094B
01140	34	#X NARC/LAST12MO	2B16B	2B16B	2B16B	2B16B	2B16B	2B16B	2B16B	2B16B	2B16B	2B16B	2B16B	2B16B
01140	34	#X NARC/LAST12MO	3B16B	3B16B	3B16B	3B16B	3B16B	3B16B	3B16B	3B16B	3B16B	3B16B	3B16B	3B16B
01140	34	#X NARC/LAST12MO	4B16B	4B16B	4B16B	4B16B	4B16B	4B16B	4B16B	4B16B	4B16B	4B16B	4B16B	4B16B
01140	34	#X NARC/LAST12MO	5B16B	5B16B	5B16B	5B16B	5B16B	5B16B	5B16B	5B16B	5B16B	5B16B	5B16B	5B16B
01140	34	#X NARC/LAST12MO												
01170	34	#X INHL/LAST12MO	2B17B	2B17B	2B17B	2B17B	2B17B	2B17B	2B17B	2B17B	2B17B	2B17B	2B17B	2B17B
01170	34	#X INHL/LAST12MO	3B17B	3B17B	3B17B	3B17B	3B17B	3B17B	3B17B	3B17B	3B17B	3B17B	3B17B	3B17B
01170	34	#X INHL/LAST12MO	4B17B	4B17B	4B17B	4B17B	4B17B	4B17B	4B17B	4B17B	4B17B	4B17B	4B17B	4B17B
01170	34	#X INHL/LAST12MO	5B17B	5B17B	5B17B	5B17B	5B17B	5B17B	5B17B	5B17B	5B17B	5B17B	5B17B	5B17B
01170	34	#X INHL/LAST12MO												
01182	118	#X PCP/LAST12MO				2E02B	2E02B	2E02B	2E02B	2E02B	2E02B	2E02B	2E02B	2E04B*
01185	118	#X PPRS/LAST12MO				2E03B	2E03B	2E03B	2E03B	2E03B	2E03B	2E03B	2E03B	2E05B*
02050	50	#X HASH/LAST12M	1B018B	1B018B	1B018B	1B018B	1B018B	1B018B	1B018B	1B018B	1B018B	1B018B	1B018B	1B018B
02080	51	#X MARJ/LAST12M	1B019B	1B019B	1B019B	1B019B	1B019B	1B019B	1B019B	1B019B	1B019B	1B019B	1B019B	1B019B
08520		12MO,#OCC PAINRF	3A27A	3A27A	3A27A	3A27A	3A27A	3A27A	3A27A	3A27A	3A27A	3A27A	3A27A	3A27A
08530		12MO,#OCC SLP PL	3A27B	3A27B	3A27B	3A27B	3A27B	3A27B	3A27B	3A27B	3A27B	3A27B	3A27B	3A27B
08540		12MO,#OCC AWK PL	3A27C	3A27C	3A27C	3A27C	3A27C	3A27C	3A27C	3A27C	3A27C	3A27C	3A27C	3A27C
08550		12MO,#OCC CALM P	3A27D	3A27D	3A27D	3A27D	3A27D	3A27D	3A27D	3A27D	3A27D	3A27D	3A27D	3A27D
11010	175	#X BEER/LAST12MO	4D04B	4D04B	4D04B	4D04B	4D04B	4D04B	4D11B	4D11B	4D11B	4D11B	4D11B	4D11B
11050	177	#X WINE/LAST12MO	4D06B	4D06B	4D06B	4D06B	4D06B	4D06B	4D13B	4D13B	4D13B	4D13B	4D13B	4D13B
11090	177	#X LIQR/LAST12MO	4D08B	4D08B	4D08B	4D08B	4D08B	4D08B	4D15B	4D15B	4D15B	4D15B	4D15B	4D15B
21230	59	#X DIETPILL/12M							1B046B	1B046B	1B046B	1B046B	1B046B	1B046B
21260	60	#X STA-AWAK/12M							1B047B	1B047B	1B047B	1B047B	1B047B	1B047B
21290	60	#X LOOKALIK/12M							1B048B	1B048B	1B048B	1B048B	1B048B	1B048B
22270	71	#X CRACK/LST12M												1B084B
22270	28	#X CRACK/LAST12M												2E03B
22270	28	#X CRACK/LAST12M												
22270	28	#X CRACK/LAST12M												
22270	28	#X CRACK/LAST12M												
22270	28	#X CRACK/LAST12M												
22270	28	#X CRACK/LAST12M												
22330	72	#XOTH COKE/12MO												1B085B
22330	29	#XOTH COKE/12MO												
22330	29	#XOTH COKE/12MO												
22330	29	#XOTH COKE/12MO												
22630	176	#X WIN COOL/12MO												
22670	143	#X MDMA/LAST12MO												
22700	119	#X STRD/LAST12MO												
22700	240	#X STRD/LAST12MO												
24390	30	#X ICE/LAST12MO												
24390	30	#X ICE/LAST12MO												
25030	50	#XDRUNK/LAST12M												
25030	239	#XDRUNK/LAST12MO												
25060	241	#X INJECT/LST12M												
29640	33	#X H 12M USE NDL												
29640	33	#X H 12M USE NDL												
29640	33	#X H 12MO USE ND												
29670	33	#X H 12M W/O NDL												

* = item text changed from previous year

Item Refer- ence Number	Page Loc. in this Volume	ITEM DESCRIPTION (ABBREVIATED)	QUESTIONNAIRE LOCATION BY YEAR (FORM, SECTION, AND QUESTION NUMBER)											
			1988	1989	1990	1991	1992	1993	1994	1995	1996	1997	1998	1999

A01b: DRUGS. Number of uses in last 12 months (continued)

00990	61	#X AMPH/LAST12M	1B050B	1B050B	1B050B	1B050B	1B050B	1B050B	1B050B	1B050B	1B050B	1B050B	1B050B	1B050B
00990	29	#X AMPH/LAST12MO	2B11B	2B11B	2B11B	2B11B	2B11B	2B11B	2B11B	2B11B	2B11B	2B11B	2B11B	2B11B
00990	29	#X AMPH/LAST12MO	3B11B	3B11B	3B10B	3B10B	3B10B	3B10B	3B10B	3B10B	3B10B	3B10B	3B10B	3B10B
00990	29	#X AMPH/LAST12MO	4B11B	4B11B	4B10B	4B10B	4B10B	4B10B	4B10B	4B10B	4B10B	4B10B	4B10B	4B10B
00990	29	#X AMPH/LAST12MO	5B11B	5B11B	5B11B	5B11B	5B11B	5B11B	5B11B	5B11B	5B11B	5B11B	5B11B	5B11B
00990	29	#X AMPH/LAST12MO												
01020	65	#X QUAD/LAST12M	1B060B	1B060B	1B060B	1B060B	1B060B	1B060B	1B060B	1B060B	1B060B	1B060B	1B060B	1B060B
01020		#X QUAD/LAST12MO	2B12B	2B12B										
01020		#X QUAD/LAST12MO	3B12B	3B12B										
01020		#X QUAD/LAST12MO	4B12B	4B12B										
01020		#X QUAD/LAST12MO	5B12B	5B12B										
01020		#X QUAD/LAST12MO		6B12B										
01050	66	#X BRBT/LAST12M	1B064B	1B064B	1B062B	1B062B	1B062B	1B062B	1B062B	1B062B	1B062B	1B062B	1B062B	1B062B
01050	31	#X BRBT/LAST12MO	2B13B	2B13B	2B13B	2B13B	2B13B	2B13B	2B13B	2B13B	2B13B	2B13B	2B13B	2B13B
01050	31	#X BRBT/LAST12MO	3B13B	3B13B	3B13B	3B13B	3B13B	3B13B	3B13B	3B13B	3B13B	3B13B	3B13B	3B13B
01050	31	#X BRBT/LAST12MO	4B13B	4B13B	4B13B	4B13B	4B13B	4B13B	4B13B	4B13B	4B13B	4B13B	4B13B	4B13B
01050	31	#X BRBT/LAST12MO	5B13B	5B13B	5B13B	5B13B	5B13B	5B13B	5B13B	5B13B	5B13B	5B13B	5B13B	5B13B
01050	31	#X BRBT/LAST12MO	6B13B	6B13B	6B13B	6B13B	6B13B	6B13B	6B13B	6B13B	6B13B	6B13B	6B13B	6B13B
01080	67	#X TRQL/LAST12M	1B074B	1B074B	1B065B	1B065B	1B065B	1B065B	1B065B	1B065B	1B065B	1B065B	1B065B	1B065B
01080	32	#X TRQL/LAST12MO	2B14B	2B14B	2B14B	2B14B	2B14B	2B14B	2B14B	2B14B	2B14B	2B14B	2B14B	2B14B
01080	32	#X TRQL/LAST12MO	3B14B	3B14B	3B14B	3B14B	3B14B	3B14B	3B14B	3B14B	3B14B	3B14B	3B14B	3B14B
01080	32	#X TRQL/LAST12MO	4B14B	4B14B	4B14B	4B14B	4B14B	4B14B	4B14B	4B14B	4B14B	4B14B	4B14B	4B14B
01080	32	#X TRQL/LAST12MO	5B14B	5B14B	5B14B	5B14B	5B14B	5B14B	5B14B	5B14B	5B14B	5B14B	5B14B	5B14B
01080	32	#X TRQL/LAST12MO	6B14B	6B14B	6B14B	6B14B	6B14B	6B14B	6B14B	6B14B	6B14B	6B32B	6B32B	6B32B
01110	76	#X "H"/LAST 12MO	1B092B	1B092B	1B086B	1B086B	1B086B	1B086B	1B086B	1B086B	1B086B	1B086B	1B086B	1B086B
01110		#X "H"/LAST 12MO	2B15B	2B15B	2B15B	2B15B	2B15B	2B15B	2B15B	2B15B	2B15B	2B15B	2B15B	2B15B
01110	32	#X "H"/LAST 12MO	3B15B	3B15B	3B15B	3B15B	3B15B	3B15B	3B15B	3B15B	3B15B	3B15B	3B15B	3B15B
01110	32	#X "H"/LAST 12MO	4B15B	4B15B	4B15B	4B15B	4B15B	4B15B	4B15B	4B15B	4B15B	4B15B	4B15B	4B15B
01110		#X "H"/LAST 12MO	5B15B	5B15B	5B15B	5B15B	5B15B	5B15B	5B15B	5B15B	5B15B	5B15B	5B15B	5B15B
01110		#X "H"/LAST 12MO	6B15B	6B15B	6B15B	6B15B	6B15B	6B15B	6B15B	6B15B	6B15B	6B15B	6B15B	6B15B
01140	77	#X NARC/LAST12M	1B094B	1B094B	1B088B	1B088B	1B088B	1B088B	1B088B	1B088B	1B088B	1B088B	1B088B	1B088B
01140	34	#X NARC/LAST12MO	2B16B	2B16B	2B16B	2B16B	2B16B	2B16B	2B16B	2B16B	2B16B	2B16B	2B16B	2B16B
01140	34	#X NARC/LAST12MO	3B16B	3B16B	3B16B	3B16B	3B16B	3B16B	3B16B	3B16B	3B16B	3B16B	3B16B	3B16B
01140	34	#X NARC/LAST12MO	4B16B	4B16B	4B16B	4B16B	4B16B	4B16B	4B16B	4B16B	4B16B	4B16B	4B16B	4B16B
01140	34	#X NARC/LAST12MO	5B16B	5B16B	5B16B	5B16B	5B16B	5B16B	5B16B	5B16B	5B16B	5B16B	5B16B	5B16B
01140	34	#X NARC/LAST12MO	6B16B	6B16B	6B16B	6B16B	6B16B	6B16B	6B16B	6B16B	6B16B	6B35B	6B35B	6B35B
01170	34	#X INHL/LAST12MO	2B17B	2B17B	2B17B	2B17B	2B17B	2B17B	2B17B	2B17B	2B17B	2B18B	2B18B	2B18B
01170	34	#X INHL/LAST12MO	3B17B	3B17B	3B17B	3B17B	3B17B	3B17B	3B17B	3B17B	3B17B	3B17B	3B17B	3B17B
01170	34	#X INHL/LAST12MO	4B17B	4B17B	4B17B	4B17B	4B17B	4B17B	4B17B	4B17B	4B17B	4B17B	4B17B	4B17B
01170	34	#X INHL/LAST12MO	5B17B	5B17B	5B17B	5B17B	5B17B	5B17B	5B17B	5B17B	5B17B	5B18B	5B18B	5B18B
01170	34	#X INHL/LAST12MO	6B17B	6B17B	6B17B	6B17B	6B17B	6B17B	6B17B	6B17B	6B17B	6B18B	6B18B	6B18B
01182	118	#X PCP/LAST12MO	2E04B	2E04B	2E04B	2E04B	2E04B	2E04B	2E04B	2E04B	2E04B	2E04B	2E04B	2E04B
01185	118	#X PPSR/LAST12MO	2E05B	2E05B	2E05B	2E05B	2E05B	2E05B	2E05B	2E05B	2E05B	2E05B	2E05B	2E05B
02050	50	#X HASH/LAST12M	1B018B	1B018B	1B018B	1B018B	1B018B	1B018B	1B018B	1B018B	1B018B	1B018B	1B018B	1B018B
02080	51	#X MARJ/LAST12M	1B019B	1B019B	1B019B	1B019B	1B019B	1B019B	1B019B	1B019B	1B019B	1B019B	1B019B	1B019B
08520		12MO,#OCC PAINRF	3A27A	3A27A										
08530		12MO,#OCC SLP PL	3A27B	3A27B										
08540		12MO,#OCC AWK PL	3A27C	3A27C										
08550		12MO,#OCC CALM P	3A27D	3A27D										
11010	175	#X BEER/LAST12MO	4D11B	4D11B	4D11B	4D11B	4D11B	4D11B	4D11B	4D11B	4D11B	4D11B	4D11B	4D11B
11050	177	#X WINE/LAST12MO	4D15B	4D15B	4D15B	4D15B	4D15B	4D15B	4D15B	4D15B	4D15B	4D15B	4D15B	4D15B
11090	177	#X LIQR/LAST12MO	4D17B	4D17B	4D17B	4D17B	4D17B	4D17B	4D17B	4D17B	4D17B	4D17B	4D17B	4D17B
21230	59	#X DIETPILL/12M	1B046B	1B046B	1B046B	1B046B	1B046B	1B046B	1B046B	1B046B	1B046B	1B046B	1B046B	1B046B
21260	60	#X STA-AWAK/12M	1B047B	1B047B	1B047B	1B047B	1B047B	1B047B	1B047B	1B047B	1B047B	1B047B	1B047B	1B047B
21290	60	#X LOOKALIK/12M	1B048B	1B048B	1B048B	1B048B	1B048B	1B048B	1B048B	1B048B	1B048B	1B048B	1B048B	1B048B
22270	71	#X CRACK/LST12M	1B084B	1B084B	1B075B	1B075B	1B075B	1B075B	1B075B	1B075B	1B075B	1B075B	1B075B	1B075B
22270	28	#X CRACK/LAST12M	2E03B	2E03B	2E03B	2E03B	2E03B	2E03B	2E03B	2E03B	2E03B	2E03B	2E03B	2E03B
22270	28	#X CRACK/LAST12M			3B11B	3B11B	3B11B	3B11B	3B11B	3B11B	3B11B	3B11B	3B11B	3B11B
22270	28	#X CRACK/LAST12M			4B11B	4B11B	4B11B	4B11B	4B11B	4B11B	4B11B	4B11B	4B11B	4B11B
22270	28	#X CRACK/LAST12M			5E06B	5E06B	5E06B	5E06B	5E06B	5E06B	5E06B	5E06B	5E06B	5E06B
22270	28	#X CRACK/LAST12M			6B11B	6B11B	6B11B	6B11B	6B11B	6B11B	6B11B	6B29B	6B29B	6B29B
22330	72	#XOTH COKE/12MO	1B085B	1B085B	1B076B	1B076B	1B076B	1B076B	1B076B	1B076B	1B076B	1B076B	1B076B	1B076B
22330	29	#XOTH COKE/12MO			3B12B	3B12B	3B12B	3B12B	3B12B	3B12B	3B12B	3B12B	3B12B	3B12B
22330	29	#XOTH COKE/12MO			4B12B	4B12B	4B12B	4B12B	4B12B	4B12B	4B12B	4B12B	4B12B	4B12B
22330	29	#XOTH COKE/12MO			6B12B	6B12B	6B12B	6B12B	6B12B	6B12B	6B12B	6B30B	6B30B	6B30B
22630	176	#X WIN COOL/12MO	4D13B	4D13B	4D13B	4D13B	4D13B	4D13B	4D13B	4D13B	4D13B	4D13B	4D13B	4D13B
22670	143	#X MDMA/LAST12MO										3B18B	3B18B	3B18B
22700	119	#X STRD/LAST12MO				2E06B	2E06B	2E06B	2E06B	2E06B	2E06B	2E06B	2E06B	2E06B
22700	240	#X STRD/LAST12MO		6D02B	6D02B	6D03B	6D03B	6D03B	6D03B	6D03B	6D03B	6D03B	6D03B	6D03B
24390	30	#X ICE/LAST12MO			2B12B	2B12B	2B12B	2B12B	2B12B	2B12B	2B12B	2B12B	2B12B	2B12B
24390	30	#X ICE/LAST12MO			5B12B	5B12B	5B12B	5B12B	5B12B	5B12B	5B12B	5B12B	5B12B	5B12B
25030	50	#XDRUNK/LAST12M				1B016B	1B016B	1B016B	1B016B	1B016B	1B016B	1B016B	1B016B	1B016B
25030	239	#XDRUNK/LAST12MO				6D02B	6D02B	6D02B	6D02B	6D02B	6D02B	6D09B	6D09B	6D09B
25060	241	#X INJECT/LST12M				6D06B	6D06B	6D06B	6D06B	6D06B	6D06B	6D13B	6D13B	6D13B
29640	33	#X H 12M USE NDL										2B15B	2B15B	2B15B
29640	33	#X H 12M USE NDL										5B15B	5B15B	5B15B
29640	33	#X H 12MO USE ND										6B16B	6B16B	6B16B
29670	33	#X H 12M W/O NDL										2B16B	2B16B	2B16B

Item Reference Number	Page Loc. in this Volume	ITEM DESCRIPTION (ABBREVIATED)	QUESTIONNAIRE LOCATION BY YEAR (FORM, SECTION, AND QUESTION NUMBER)											
			1976	1977	1978	1979	1980	1981	1982	1983	1984	1985	1986	1987

A01b: DRUGS. Number of uses in last 12 months (continued)

29670	33	#X H 12M W/O NDL												
29670	33	#X H 12M W/O NDL												
29780	169	#X ROHYPNOL/12MO												
30810		#X METHAMPH/12MO												
30810		#X METHAMPH/12MO												

A01c: DRUGS. Number of uses in last 30 days

00780	45	#CIGS SMKD/30DA	1B003	1B003	1B003	1B003	1B003	1B003	1B003	1B003	1B003	1B003	1B003	1B002
00780	24	#CIGS SMKD/30DAY	2B02	2B02	2B02	2B02	2B02	2B02	2B02	2B02	2B02	2B02	2B02	2B02
00780	24	#CIGS SMKD/30DAY	3B02	3B02	3B02	3B02	3B02	3B02	3B02	3B02	3B02	3B02	3B02	3B02
00780	24	#CIGS SMKD/30DAY	4B02	4B02	4B02	4B02	4B02	4B02	4B02	4B02	4B02	4B02	4B02	4B02
00780	24	#CIGS SMKD/30DAY	5B02	5B02	5B02	5B02	5B02	5B02	5B02	5B02	5B02	5B02	5B02	5B02
00780	24	#CIGS SMKD/30DAY												
00830	47	#X DRNK/LAST30D	1B007C	1B007C	1B007C	1B007C	1B007C	1B007C	1B007C	1B007C	1B007C	1B007C	1B007C	1B007C
00830	25	#X DRNK/LAST30DA	2B04C	2B04C	2B04C	2B04C	2B04C	2B04C	2B04C	2B04C	2B04C	2B04C	2B04C	2B04C
00830	25	#X DRNK/LAST30DA	3B04C	3B04C	3B04C	3B04C	3B04C	3B04C	3B04C	3B04C	3B04C	3B04C	3B04C	3B04C
00830	25	#X DRNK/LAST30DA	4B04C	4B04C	4B04C	4B04C	4B04C	4B04C	4B04C	4B04C	4B04C	4B04C	4B04C	4B04C
00830	25	#X DRNK/LAST30DA	5B04C	5B04C	5B04C	5B04C	5B04C	5B04C	5B04C	5B04C	5B04C	5B04C	5B04C	5B04C
00830	25	#X DRNK/LAST30DA												
00880	26	#XMJ+HS/LAST30DA	2B07C	2B07C	2B07C	2B07C	2B07C	2B07C	2B07C	2B07C	2B07C	2B07C	2B07C	2B07C
00880	26	#XMJ+HS/LAST30DA	3B07C	3B07C	3B07C	3B07C	3B07C	3B07C	3B07C	3B07C	3B07C	3B07C	3B07C	3B07C
00880	26	#XMJ+HS/LAST30DA	4B07C	4B07C	4B07C	4B07C	4B07C	4B07C	4B07C	4B07C	4B07C	4B07C	4B07C	4B07C
00880	26	#XMJ+HS/LAST30DA	5B07C	5B07C	5B07C	5B07C	5B07C	5B07C	5B07C	5B07C	5B07C	5B07C	5B07C	5B07C
00880	26	#XMJ+HS/LAST30DA												
00910	55	#X LSD/LAST 30D	1B029C	1B029C	1B029C	1B029C	1B029C	1B029C	1B033C	1B033C	1B033C	1B033C	1B033C	1B033C
00910	27	#X LSD/LAST 30DA	2B08C	2B08C	2B08C	2B08C	2B08C	2B08C	2B08C	2B08C	2B08C	2B08C	2B08C	2B08C
00910	27	#X LSD/LAST 30DA	3B08C	3B08C	3B08C	3B08C	3B08C	3B08C	3B08C	3B08C	3B08C	3B08C	3B08C	3B08C
00910	27	#X LSD/LAST 30DA	4B08C	4B08C	4B08C	4B08C	4B08C	4B08C	4B08C	4B08C	4B08C	4B08C	4B08C	4B08C
00910	27	#X LSD/LAST 30DA	5B08C	5B08C	5B08C	5B08C	5B08C	5B08C	5B08C	5B08C	5B08C	5B08C	5B08C	5B08C
00910	27	#X LSD/LAST 30DA												
00940	58	#X PSYD/LAST30D	1B038C	1B038C	1B038C	1B038C	1B038C	1B038C	1B042C	1B042C	1B042C	1B042C	1B042C	1B042C
00940	27	#X PSYD/LAST30DA	2B09C	2B09C	2B09C	2B09C	2B09C	2B09C	2B09C	2B09C	2B09C	2B09C	2B09C	2B09C
00940	27	#X PSYD/LAST30DA	3B09C	3B09C	3B09C	3B09C	3B09C	3B09C	3B09C	3B09C	3B09C	3B09C	3B09C	3B09C
00940	27	#X PSYD/LAST30DA	4B09C	4B09C	4B09C	4B09C	4B09C	4B09C	4B09C	4B09C	4B09C	4B09C	4B09C	4B09C
00940	27	#X PSYD/LAST30DA	5B09C	5B09C	5B09C	5B09C	5B09C	5B09C	5B09C	5B09C	5B09C	5B09C	5B09C	5B09C
00940	27	#X PSYD/LAST30DA												
00970	28	#X COKE/LAST30DA	1B076C	1B076C	1B076C	1B076C	1B076C	1B076C	1B083C	1B083C	1B083C	1B083C	1B083C	
00970	28	#X COKE/LAST30DA	2B10C	2B10C	2B10C	2B10C	2B10C	2B10C	2B10C	2B10C	2B10C	2B10C	2B10C	2B10C
00970	28	#X COKE/LAST30DA	3B10C	3B10C	3B10C	3B10C	3B10C	3B10C	3B10C	3B10C	3B10C	3B10C	3B10C	3B10C
00970	28	#X COKE/LAST30DA	4B10C	4B10C	4B10C	4B10C	4B10C	4B10C	4B10C	4B10C	4B10C	4B10C	4B10C	4B10C
00970	28	#X COKE/LAST30DA	5B10C	5B10C	5B10C	5B10C	5B10C	5B10C	5B10C	5B10C	5B10C	5B10C	5B10C	5B10C
00970	28	#X COKE/LAST30DA												
01000	61	#X AMPH/LAST30D	1B043C	1B043C	1B043C	1B043C	1B043C	1B043C	1B050C*	1B050C	1B050C	1B050C	1B050C	1B050C
01000	30	#X AMPH/LAST30DA	2B11C	2B11C	2B11C	2B11C	2B11C	2B11C	2B11C*	2B11C	2B11C	2B11C	2B11C	2B11C
01000	30	#X AMPH/LAST30DA	3B11C	3B11C	3B11C	3B11C	3B11C	3B11C	3B11C	3B11C	3B11C	3B11C	3B11C	3B11C
01000	30	#X AMPH/LAST30DA	4B11C	4B11C	4B11C	4B11C	4B11C	4B11C	4B11C*	4B11C	4B11C	4B11C	4B11C	4B11C
01000	30	#X AMPH/LAST30DA	5B11C	5B11C	5B11C	5B11C	5B11C	5B11C	5B11C	5B11C	5B11C	5B11C	5B11C	5B11C
01000	30	#X AMPH/LAST30DA												
01030	65	#X QUAD/LAST30D	1B053C	1B053C	1B053C	1B053C	1B053C	1B053C	1B060C	1B060C	1B060C	1B060C	1B060C	1B060C
01030	65	#X QUAD/LAST30DA	2B12C	2B12C	2B12C	2B12C	2B12C	2B12C	2B12C	2B12C	2B12C	2B12C	2B12C	2B12C
01030	65	#X QUAD/LAST30DA	3B12C	3B12C	3B12C	3B12C	3B12C	3B12C	3B12C	3B12C	3B12C	3B12C	3B12C	3B12C
01030	65	#X QUAD/LAST30DA	4B12C	4B12C	4B12C	4B12C	4B12C	4B12C	4B12C	4B12C	4B12C	4B12C	4B12C	4B12C
01030	65	#X QUAD/LAST30DA	5B12C	5B12C	5B12C	5B12C	5B12C	5B12C	5B12C	5B12C	5B12C	5B12C	5B12C	5B12C
01030	65	#X QUAD/LAST30DA												
01060	66	#X BRBT/LAST30D	1B057C	1B057C	1B057C	1B057C	1B057C	1B057C	1B064C	1B064C	1B064C	1B064C	1B064C	1B064C
01060	31	#X BRBT/LAST30DA	2B13C	2B13C	2B13C	2B13C	2B13C	2B13C	2B13C	2B13C	2B13C	2B13C	2B13C	2B13C
01060	31	#X BRBT/LAST30DA	3B13C	3B13C	3B13C	3B13C	3B13C	3B13C	3B13C	3B13C	3B13C	3B13C	3B13C	3B13C
01060	31	#X BRBT/LAST30DA	4B13C	4B13C	4B13C	4B13C	4B13C	4B13C	4B13C	4B13C	4B13C	4B13C	4B13C	4B13C
01060	31	#X BRBT/LAST30DA	5B13C	5B13C	5B13C	5B13C	5B13C	5B13C	5B13C	5B13C	5B13C	5B13C	5B13C	5B13C
01060	31	#X BRBT/LAST30DA												
01090	67	#X TRQL/LAST30D	1B067C	1B067C	1B067C	1B067C	1B067C	1B067C	1B074C	1B074C	1B074C	1B074C	1B074C	1B074C
01090	32	#X TRQL/LAST30DA	2B14C	2B14C	2B14C	2B14C	2B14C	2B14C	2B14C	2B14C	2B14C	2B14C	2B14C	2B14C
01090	32	#X TRQL/LAST30DA	3B14C	3B14C	3B14C	3B14C	3B14C	3B14C	3B14C	3B14C	3B14C	3B14C	3B14C	3B14C
01090	32	#X TRQL/LAST30DA	4B14C	4B14C	4B14C	4B14C	4B14C	4B14C	4B14C	4B14C	4B14C	4B14C	4B14C	4B14C
01090	32	#X TRQL/LAST30DA	5B14C	5B14C	5B14C	5B14C	5B14C	5B14C	5B14C	5B14C	5B14C	5B14C	5B14C	5B14C
01090	32	#X TRQL/LAST30DA												
01120	76	#X "H"/LAST 30D	1B085C	1B085C	1B085C	1B085C	1B085C	1B085C	1B092C	1B092C	1B092C	1B092C	1B092C	1B092C
01120	76	#X "H"/LAST 30DA	2B15C	2B15C	2B15C	2B15C	2B15C	2B15C	2B15C	2B15C	2B15C	2B15C	2B15C	2B15C
01120	32	#X "H"/LAST 30DA	3B15C	3B15C	3B15C	3B15C	3B15C	3B15C	3B15C	3B15C	3B15C	3B15C	3B15C	3B15C
01120	32	#X "H"/LAST 30DA	4B15C	4B15C	4B15C	4B15C	4B15C	4B15C	4B15C	4B15C	4B15C	4B15C	4B15C	4B15C
01120	32	#X "H"/LAST 30DA	5B15C	5B15C	5B15C	5B15C	5B15C	5B15C	5B15C	5B15C	5B15C	5B15C	5B15C	5B15C
01120	32	#X "H"/LAST 30DA												
01150	77	#X NARC/LAST30D	1B095C	1B095C	1B095C	1B095C	1B095C	1B095C	1B094C	1B094C	1B094C	1B094C	1B094C	1B094C
01150	34	#X NARC/LAST30DA	2B16C	2B16C	2B16C	2B16C	2B16C	2B16C	2B16C	2B16C	2B16C	2B16C	2B16C	2B16C
01150	34	#X NARC/LAST30DA	3B16C	3B16C	3B16C	3B16C	3B16C	3B16C	3B16C	3B16C	3B16C	3B16C	3B16C	3B16C
01150	34	#X NARC/LAST30DA	4B16C	4B16C	4B16C	4B16C	4B16C	4B16C	4B16C	4B16C	4B16C	4B16C	4B16C	4B16C
01150	34	#X NARC/LAST30DA	5B16C	5B16C	5B16C	5B16C	5B16C	5B16C	5B16C	5B16C	5B16C	5B16C	5B16C	5B16C
01150	34	#X NARC/LAST30DA												

* = item text changed from previous year

Item Refer- ence Number	Page Loc. in this Volume	ITEM DESCRIPTION (ABBREVIATED)	QUESTIONNAIRE LOCATION BY YEAR (FORM, SECTION, AND QUESTION NUMBER)											
			1988	1989	1990	1991	1992	1993	1994	1995	1996	1997	1998	1999

A01b: DRUGS. Number of uses in last 12 months (continued)

29670	33	#X H 12M W/O NDL								5B16B	5B16B	5B16B	5B16B	5B16B
29670	33	#X H 12M W/O NDL								6B17B	6B17B	6B34B	6B34B	6B34B
29780	169	#X ROHYPNOL/12MO									4B18B	4B18B	4B18B	4B18B
30810		#X METHAMPH/12MO											4B17B	4B17B
30810		#X METHAMPH/12MO											6B36B	6B36B

A01c: DRUGS. Number of uses in last 30 days

00780	45	#CIGS SMKD/30DA	1B002	1B002	1B002	1B002	1B002	1B002	1B002	1B002	1B002	1B002	1B002	1B002
00780	24	#CIGS SMKD/30DAY	2B02	2B02	2B02	2B02	2B02	2B02	2B02	2B02	2B02	2B02	2B02	2B02
00780	24	#CIGS SMKD/30DAY	3B02	3B02	3B02	3B02	3B02	3B02	3B02	3B02	3B02	3B02	3B02	3B02
00780	24	#CIGS SMKD/30DAY	4B02	4B02	4B02	4B02	4B02	4B02	4B02	4B02	4B02	4B02	4B02	4B02
00780	24	#CIGS SMKD/30DAY	5B02	5B02	5B02	5B02	5B02	5B02	5B02	5B02	5B02	5B02	5B02	5B02
00780	24	#CIGS SMKD/30DAY		6B02	6B02	6B02	6B02B	6B02B	6B02B	6B02B	6B02B	6B02	6B02	6B02
00830	47	#X DRNK/LAST30D	1B007C	1B007C	1B007C	1B007C	1B007C	1B007C	1B007C*	1B007C	1B007C	1B007C	1B007C	1B007C
00830	25	#X DRNK/LAST30DA	2B04C	2B04C	2B04C	2B04C	2B04C	2B04C	2B04C*	2B04C	2B04C	2B04C	2B04C	2B04C
00830	25	#X DRNK/LAST30DA	3B04C	3B04C	3B04C	3B04C	3B04C	3B04C	3B04C*	3B04C	3B04C	3B04C	3B04C	3B04C
00830	25	#X DRNK/LAST30DA	4B04C	4B04C	4B04C	4B04C	4B04C	4B04C	4B04C*	4B04C	4B04C	4B04C	4B04C	4B04C
00830	25	#X DRNK/LAST30DA	5B04C	5B04C	5B04C	5B04C	5B04C	5B04C*	5B04C	5B04C	5B04C	5B04C	5B04C	5B04C
00830	25	#X DRNK/LAST30DA		6B04C	6B04C	6B04C	6B04C	6B04C*	6B04C	6B04C	6B04C	6B22C	6B22C	6B22C
00880	26	#XMJ+HS/LAST30DA	2B07C	2B07C	2B07C	2B07C	2B07C	2B07C	2B07C	2B07C	2B07C	2B07C	2B07C	2B07C
00880	26	#XMJ+HS/LAST30DA	3B07C	3B07C	3B07C	3B07C	3B07C	3B07C	3B07C	3B07C	3B07C	3B07C	3B07C	3B07C
00880	26	#XMJ+HS/LAST30DA	4B07C	4B07C	4B07C	4B07C	4B07C	4B07C	4B07C	4B07C	4B07C	4B07C	4B07C	4B07C
00880	26	#XMJ+HS/LAST30DA	5B07C	5B07C	5B07C	5B07C	5B07C	5B07C	5B07C	5B07C	5B07C	5B07C	5B07C	5B07C
00880	26	#XMJ+HS/LAST30DA		6B07C	6B07C	6B07C	6B07C	6B07C	6B07C	6B07C	6B07C	6B25C	6B25C	6B25C
00910	55	#X LSD/LAST 30D	1B033C	1B033C	1B033C	1B033C	1B033C	1B033C	1B033C	1B033C	1B033C	1B033C	1B033C	1B033C
00910	27	#X LSD/LAST 30DA	2B08C	2B08C	2B08C	2B08C	2B08C	2B08C	2B08C	2B08C	2B08C	2B08C	2B08C	2B08C
00910	27	#X LSD/LAST 30DA	3B08C	3B08C	3B08C	3B08C	3B08C	3B08C	3B08C	3B08C	3B08C	3B08C	3B08C	3B08C
00910	27	#X LSD/LAST 30DA	4B08C	4B08C	4B08C	4B08C	4B08C	4B08C	4B08C	4B08C	4B08C	4B08C	4B08C	4B08C
00910	27	#X LSD/LAST 30DA	5B08C	5B08C	5B08C	5B08C	5B08C	5B08C	5B08C	5B08C	5B08C	5B08C	5B08C	5B08C
00910	27	#X LSD/LAST 30DA		6B08C	6B08C	6B08C	6B08C	6B08C	6B08C	6B08C	6B08C	6B26C	6B26C	6B26C
00940	58	#X PSYD/LAST30D	1B042C	1B042C	1B042C	1B042C	1B042C	1B042C	1B042C	1B042C	1B042C	1B042C	1B042C	1B042C
00940	27	#X PSYD/LAST30DA	2B09C	2B09C	2B09C	2B09C	2B09C	2B09C	2B09C	2B09C	2B09C	2B09C	2B09C	2B09C
00940	27	#X PSYD/LAST30DA	3B09C	3B09C	3B09C	3B09C	3B09C	3B09C	3B09C	3B09C	3B09C	3B09C	3B09C	3B09C
00940	27	#X PSYD/LAST30DA	4B09C	4B09C	4B09C	4B09C	4B09C	4B09C	4B09C	4B09C	4B09C	4B09C	4B09C	4B09C
00940	27	#X PSYD/LAST30DA	5B09C	5B09C	5B09C	5B09C	5B09C	5B09C	5B09C	5B09C	5B09C	5B09C	5B09C	5B09C
00940	27	#X PSYD/LAST30DA		6B09C	6B09C	6B09C	6B09C	6B09C	6B09C	6B09C	6B09C	6B27C	6B27C	6B27C
00970	28	#X COKE/LAST30DA	2B10C	2B10C	2B10C	2B10C	2B10C	2B10C	2B10C	2B10C	2B10C	2B10C	2B10C	2B10C
00970		#X COKE/LAST30DA	3B10C	3B10C										
00970		#X COKE/LAST30DA	4B10C	4B10C										
00970	28	#X COKE/LAST30DA	5B10C	5B10C	5B10C	5B10C	5B10C	5B10C	5B10C	5B10C	5B10C	5B10C	5B10C	5B10C
00970		#X COKE/LAST30DA		6B10C										
01000	61	#X AMPH/LAST30D	1B050C	1B050C	1B050C	1B050C	1B050C	1B050C	1B050C	1B050C	1B050C	1B050C	1B050C	1B050C
01000	30	#X AMPH/LAST30DA	2B11C	2B11C	2B11C	2B11C	2B11C	2B11C	2B11C	2B11C	2B11C	2B11C	2B11C	2B11C
01000	30	#X AMPH/LAST30DA	3B11C	3B11C	3B10C	3B10C	3B10C	3B10C	3B10C	3B10C	3B10C	3B10C	3B10C	3B10C
01000	30	#X AMPH/LAST30DA	4B11C	4B11C	4B10C	4B10C	4B10C	4B10C	4B10C	4B10C	4B10C	4B10C	4B10C	4B10C
01000	30	#X AMPH/LAST30DA	5B11C	5B11C	5B11C	5B11C	5B11C	5B11C	5B11C	5B11C	5B11C	5B11C	5B11C	5B11C
01000	30	#X AMPH/LAST30DA		6B11C	6B10C	6B10C	6B10C	6B10C	6B10C	6B10C	6B10C	6B28C	6B28C	6B28C
01030	65	#X QUAD/LAST30D	1B060C	1B060C	1B060C	1B060C	1B060C	1B060C	1B060C	1B060C	1B060C	1B060C	1B060C	1B060C
01030		#X QUAD/LAST30DA	2B12C	2B12C										
01030		#X QUAD/LAST30DA	3B12C	3B12C										
01030		#X QUAD/LAST30DA	4B12C	4B12C										
01030		#X QUAD/LAST30DA	5B12C	5B12C										
01030		#X QUAD/LAST30DA		6B12C										
01060	66	#X BRBT/LAST30D	1B064C	1B064C	1B062C	1B062C	1B062C	1B062C	1B062C	1B062C	1B062C	1B062C	1B062C	1B062C
01060	31	#X BRBT/LAST30DA	2B13C	2B13C	2B13C	2B13C	2B13C	2B13C	2B13C	2B13C	2B13C	2B13C	2B13C	2B13C
01060	31	#X BRBT/LAST30DA	3B13C	3B13C	3B13C	3B13C	3B13C	3B13C	3B13C	3B13C	3B13C	3B13C	3B13C	3B13C
01060	31	#X BRBT/LAST30DA	4B13C	4B13C	4B13C	4B13C	4B13C	4B13C	4B13C	4B13C	4B13C	4B13C	4B13C	4B13C
01060	31	#X BRBT/LAST30DA	5B13C	5B13C	5B13C	5B13C	5B13C	5B13C	5B13C	5B13C	5B13C	5B13C	5B13C	5B13C
01060	31	#X BRBT/LAST30DA		6B13C	6B13C	6B13C	6B13C	6B13C	6B13C	6B13C	6B13C	6B31C	6B31C	6B31C
01090	67	#X TRQL/LAST30D	1B074C	1B074C	1B065C	1B065C	1B065C	1B065C	1B065C	1B065C	1B065C	1B065C	1B065C	1B065C
01090	32	#X TRQL/LAST30DA	2B14C	2B14C	2B14C	2B14C	2B14C	2B14C	2B14C	2B14C	2B14C	2B14C	2B14C	2B14C
01090	32	#X TRQL/LAST30DA	3B14C	3B14C	3B14C	3B14C	3B14C	3B14C	3B14C	3B14C	3B14C	3B14C	3B14C	3B14C
01090	32	#X TRQL/LAST30DA	4B14C	4B14C	4B14C	4B14C	4B14C	4B14C	4B14C	4B14C	4B14C	4B14C	4B14C	4B14C
01090	32	#X TRQL/LAST30DA	5B14C	5B14C	5B14C	5B14C	5B14C	5B14C	5B14C	5B14C	5B14C	5B14C	5B14C	5B14C
01090	32	#X TRQL/LAST30DA		6B14C	6B14C	6B14C	6B14C	6B14C	6B14C	6B14C	6B14C	6B32C	6B32C	6B32C
01120	76	#X "H"/LAST 30D	1B092C	1B092C	1B086C	1B086C	1B086C	1B086C	1B086C	1B086C	1B086C	1B086C	1B086C	1B086C
01120		#X "H"/LAST 30DA	2B15C	2B15C	2B15C	2B15C	2B15C	2B15C	2B15C	2B15C	2B15C	2B15C	2B15C	2B15C
01120	32	#X "H"/LAST 30DA	3B15C	3B15C	3B15C	3B15C	3B15C	3B15C	3B15C	3B15C	3B15C	3B15C	3B15C	3B15C
01120	32	#X "H"/LAST 30DA	4B15C	4B15C	4B15C	4B15C	4B15C	4B15C	4B15C	4B15C	4B15C	4B15C	4B15C	4B15C
01120		#X "H"/LAST 30DA	5B15C	5B15C	5B15C	5B15C	5B15C	5B15C	5B15C	5B15C	5B15C	5B15C	5B15C	5B15C
01120		#X "H"/LAST 30DA		6B15C	6B15C	6B15C	6B15C	6B15C	6B15C	6B15C	6B15C	6B15C	6B15C	6B15C
01150	77	#X NARC/LAST30D	1B094C	1B094C	1B088C	1B088C	1B088C	1B088C	1B088C	1B088C	1B088C	1B088C	1B088C	1B088C
01150	34	#X NARC/LAST30DA	2B16C	2B16C	2B16C	2B16C	2B16C	2B16C	2B16C	2B16C	2B16C	2B16C	2B16C	2B16C
01150	34	#X NARC/LAST30DA	3B16C	3B16C	3B16C	3B16C	3B16C	3B16C	3B16C	3B16C	3B16C	3B16C	3B16C	3B16C
01150	34	#X NARC/LAST30DA	4B16C	4B16C	4B16C	4B16C	4B16C	4B16C	4B16C	4B16C	4B16C	4B16C	4B16C	4B16C
01150	34	#X NARC/LAST30DA	5B16C	5B16C	5B16C	5B16C	5B16C	5B16C	5B16C	5B16C	5B16C	5B16C	5B16C	5B16C
01150	34	#X NARC/LAST30DA		6B16C	6B16C	6B16C	6B16C	6B16C	6B16C	6B16C	6B16C	6B35C	6B35C	6B35C

* = item text changed from previous year

MONITORING THE FUTURE

Item Refer- ence Number	Page Loc. in this Volume	ITEM DESCRIPTION (ABBREVIATED)	QUESTIONNAIRE LOCATION											
			BY YEAR											
			(FORM, SECTION, AND QUESTION NUMBER)											
			1976	1977	1978	1979	1980	1981	1982	1983	1984	1985	1986	1987

A01c: DRUGS. Number of uses in last 30 days (continued)

01180	34	#X INHL/LAST30DA	2B17C	2B17C	2B17C	2B17C	2B17C	2B17C	2B17C	2B17C	2B17C	2B17C	2B17C	2B17C
01180	34	#X INHL/LAST30DA	3B17C	3B17C	3B17C	3B17C	3B17C	3B17C	3B17C	3B17C	3B17C	3B17C	3B17C	3B17C
01180	34	#X INHL/LAST30DA	4B17C	4B17C	4B17C	4B17C	4B17C	4B17C	4B17C	4B17C	4B17C	4B17C	4B17C	4B17C
01180	34	#X INHL/LAST30DA	5B17C	5B17C	5B17C	5B17C	5B17C	5B17C	5B17C	5B17C	5B17C	5B17C	5B17C	5B17C
01180	34	#X INHL/LAST30DA												
01183	118	#X PCP/LAST30DA				2E02C	2E02C	2E02C	2E02C	2E02C	2E02C	2E02C	2E02C	2E04C*
01186	118	#X PPRS/LAST30DA				2E03C	2E03C	2E03C	2E03C	2E03C	2E03C	2E03C	2E03C	2E05C*
02060	51	#X HASH/LAST30D	1B018C	1B018C	1B018C	1B018C	1B018C	1B018C	1B018C	1B018C	1B018C	1B018C	1B018C	1B018C
02090	51	#X MARJ/LAST30D	1B019C	1B019C	1B019C	1B019C	1B019C	1B019C	1B019C	1B019C	1B019C	1B019C	1B019C	1B019C
11020	175	#X BEER/LAST30DA	4D04C	4D04C	4D04C	4D04C	4D04C	4D04C	4D04C	4D11C	4D11C	4D11C	4D11C	4D11C
11060	177	#X WINE/LAST30DA	4D06C	4D06C	4D06C	4D06C	4D06C	4D06C	4D13C	4D13C	4D13C	4D13C	4D13C	4D13C
11100	177	#X LIQR/LAST30DA	4D08C	4D08C	4D08C	4D08C	4D08C	4D08C	4D15C	4D15C	4D15C	4D15C	4D15C	4D15C
21240	59	#X DIETPILL/30D							1B046C	1B046C	1B046C	1B046C	1B046C	1B046C
21270	60	#X STA-AWAK/30D							1B047C	1B047C	1B047C	1B047C	1B047C	1B047C
21300	61	#X LOOKALIK/30D							1B048C	1B048C	1B048C	1B048C	1B048C	1B048C
22240	234	#X SMKLESS/30 DA											3E01B	3E01B
22240	71	#X CRACK/LST30D												1B084C
22280	28	#X CRACK/LAST30D												2E03C
22280	28	#X CRACK/LAST30D												
22280	28	#X CRACK/LAST30D												
22280	28	#X CRACK/LAST30D												
22340	72	#XOTH COKE/30DA												1B085C
22340	29	#XOTH COKE/30DA												
22340	29	#XOTH COKE/30DA												
22640	176	#X WIN COOL/30DA												
22680	143	#X MDMA/LAST30DA												
22710	119	#X STRD/LAST30DA												
22710	240	#X STRD/LAST30DA												
24400	30	#X ICE/LAST30DA												
24400	30	#X ICE/LAST30DA												
25040	50	#XDRUNK/LAST30D												
25040	239	#XDRUNK/LAST30DA												
25070	241	#X INJECT/LST30D												
29650	33	#X H 30D USE NDL												
29650	33	#X H 30D USE NDL												
29650	33	#X H 30D USE NDL												
29680	33	#X H 30D W/O NDL												
29680	33	#X H 30D W/O NDL												
29680	33	#X H 30D W/O NDL												
29790	170	#X ROHYPNOL/30DA												
30820		#X METHAMPH/30DA												
30820		#X METHAMPH/30DA												

A01d: DRUGS. Quantity used

00781	45	#CIG/DAY-30DAYS												1B003
00782	45	#CIG/PACK												1B004
00850	49	5+DRK ROW/LST 2	1B012	1B012	1B012	1B012	1B012	1B012	1B012	1B012	1B012	1B012	1B012	1B012
00850	26	5+DRK ROW/LST 2W	2B06	2B06	2B06	2B06	2B06	2B06	2B06	2B06	2B06	2B06	2B06	2B06
00850	26	5+DRK ROW/LST 2W	3B06	3B06	3B06	3B06	3B06	3B06	3B06	3B06	3B06	3B06	3B06	3B06
00850	26	5+DRK ROW/LST 2W	4B06	4B06	4B06	4B06	4B06	4B06	4B06	4B06	4B06	4B06	4B06	4B06
00850	26	5+DRK ROW/LST 2W	5B06	5B06	5B06	5B06	5B06	5B06	5B06	5B06	5B06	5B06	5B06	5B06
00850	26	5+DRK ROW/LST 2W												
01990	49	#X/2W,3-4 DR RW	1B013	1B013	1B013	1B013	1B013	1B013	1B013	1B013	1B013	1B013	1B013	1B013
02000	49	#X/2WK,2 DRK RW	1B014	1B014	1B014	1B014	1B014	1B014	1B014	1B014	1B014	1B014	1B014A	1B014A
02010	49	#X/2WK,JST 1DRK	1B015	1B015	1B015	1B015	1B015	1B015	1B015	1B015	1B015	1B015	1B014B	1B014B
02360	53	JOINT/DA LST MO	1B025	1B025	1B025	1B025	1B025	1B025	1B025	1B025	1B025	1B025	1B025	1B025
02370	54	OZS.MJ LST MO/6	1B026	1B026	1B026	1B026	1B026	1B026	1B026	1B026	1B026	1B026	1B026	1B026
11030	176	5+BR/LST2WK,10+X	4D05	4D05	4D05	4D05	4D05	4D05	4D12	4D12	4D12	4D12	4D12	4D12
11070	177	#X 20OZ+ WN/2 WK	4D07	4D07	4D07	4D07	4D07	4D07	4D14	4D14	4D14	4D14	4D14	4D14
11110	178	#X 5+LIQ/LST 2WK	4D09	4D09	4D09	4D09	4D09	4D09	4D16	4D16	4D16	4D16	4D16	4D16
21100		#CANS COLA/DAY												
21110		#CUPS COFFEE/DAY												
21120		#CUPS TEA/DAY												
21130		#12OZ CAF DRK/DA												
21140		#12OZ OTH DRK/DA							5E09	5E09				
21150		#CUPS COFFEE/DA							5E10	5E10				
21160		#CUPS OF TEA/DAY							5E11	5E11				
21170		#CUPS DECAFF/DAY							5E12	5E12				
22650	176	5+WINCOOL/LST2WK												

A01e: DRUGS. How high? (How often?)

00840	25	#X DRK ENF FL HI	2B05	2B05	2B05	2B05	2B05	2B05	2B05	2B05	2B05	2B05	2B05	2B05
00840	25	#X DRK ENF FL HI	3B05	3B05	3B05	3B05	3B05	3B05	3B05	3B05	3B05	3B05	3B05	3B05
00840	25	#X DRK ENF FL HI	4B05	4B05	4B05	4B05	4B05	4B05	4B05	4B05	4B05	4B05	4B05	4B05

* = item text changed from previous year

Item Reference Number	Page Loc. in this Volume	ITEM DESCRIPTION (ABBREVIATED)	QUESTIONNAIRE LOCATION BY YEAR (FORM, SECTION, AND QUESTION NUMBER)											
			1988	1989	1990	1991	1992	1993	1994	1995	1996	1997	1998	1999

A01c: DRUGS. Number of uses in last 30 days (continued)

01180	34	#X INHL/LAST30DA	2B17C	2B17C	2B17C	2B17C	2B17C	2B17C	2B17C	2B17C	2B18C	2B18C	2B18C	2B18C
01180	34	#X INHL/LAST30DA	3B17C	3B17C	3B17C	3B17C	3B17C	3B17C	3B17C	3B17C	3B17C	3B17C	3B17C	3B17C
01180	34	#X INHL/LAST30DA	4B17C	4B17C	4B17C	4B17C	4B17C	4B17C	4B17C	4B17C	4B17C	4B17C	4B17C	4B17C
01180	34	#X INHL/LAST30DA	5B17C	5B17C	5B17C	5B17C	5B17C	5B17C	5B17C	5B17C	5B18C	5B18C	5B18C	5B18C
01180	34	#X INHL/LAST30DA	6B17C	6B17C	6B17C	6B17C	6B17C	6B17C	6B17C	6B17C	6B18C	6B18C	6B36C	6B36C
01183	118	#X PCP/LAST30DA	2E04C	2E04C	2E04C	2E04C	2E04C	2E04C	2E04C	2E04C	2E04C	2E04C	2E04C	2E04C
01186	118	#X PPRS/LAST30DA	2E05C	2E05C	2E05C	2E05C	2E05C	2E05C	2E05C	2E05C	2E05C	2E05C	2E05C	2E05C
02060	51	#X HASH/LAST30D	1B018C	1B018C	1B018C	1B018C	1B018C	1B018C	1B018C	1B018C	1B018C	1B018C	1B018C	1B018C
02090	51	#X MARJ/LAST30D	1B019C	1B019C	1B019C	1B019C	1B019C	1B019C	1B019C	1B019C	1B019C	1B019C	1B019C	1B019C
11020	175	#X BEER/LAST30DA	4D11C	4D11C	4D11C	4D11C	4D11C	4D11C	4D11C	4D11C	4D11C	4D11C	4D11C	4D11C
11060	177	#X WINE/LAST30DA	4D15C	4D15C	4D15C	4D15C	4D15C	4D15C	4D15C	4D15C	4D15C	4D15C	4D15C	4D15C
11100	177	#X LIQR/LAST30DA	4D17C	4D17C	4D17C	4D17C	4D17C	4D17C	4D17C	4D17C	4D17C	4D17C	4D17C	4D17C
21240	59	#X DIETPILL/30D	1B046C	1B046C	1B046C	1B046C	1B046C	1B046C	1B046C	1B046C	1B046C	1B046C	1B046C	1B046C
21270	60	#X STA-AWAK/30D	1B047C	1B047C	1B047C	1B047C	1B047C	1B047C	1B047C	1B047C	1B047C	1B047C	1B047C	1B047C
21300	61	#X LOOKALIK/30D	1B048C	1B048C	1B048C	1B048C	1B048C	1B048C	1B048C	1B048C	1B048C	1B048C	1B048C	1B048C
22240		#X SMKLESS/30 DA	3E01B	3E01B			6B01B	6B01B	6B01B	6B01B	6B01B	6B01B	6B20	6B20
22240	234	#X SMKLESS/30 DA					6B01B	6B01B	6B01B	6B01B	6B01B	6B01B	6B20	6B20
22280	71	#X CRACK/LST30D	1B084C	1B084C	1B075C	1B075C	1B075C	1B075C	1B075C	1B075C	1B075C	1B075C	1B075C	1B075C
22280	28	#X CRACK/LAST30D	2E03C	2E03C	2E03C	2E03C	2E03C	2E03C	2E03C	2E03C	2E03C	2E03C	2E03C	2E03C
22280	28	#X CRACK/LAST30D			3B11C	3B11C	3B11C	3B11C	3B11C	3B11C	3B11C	3B11C	3B11C	3B11C
22280	28	#X CRACK/LAST30D			4B11C	4B11C	4B11C	4B11C	4B11C	4B11C	4B11C	4B11C	4B11C	4B11C
22280	28	#X CRACK/LAST30D			5E06C	5E06C	5E06C	5E06C	5E06C	5E06C	5E06C	5E06C	5E06C	5E06C
22280	28	#X CRACK/LAST30D			6B11C	6B11C	6B11C	6B11C	6B11C	6B11C	6B11C	6B11C	6B29C	6B29C
22340	72	#XOTH COKE/30DA	1B085C	1B085C	1B076C	1B076C	1B076C	1B076C	1B076C	1B076C	1B076C	1B076C	1B076C	1B076C
22340	29	#XOTH COKE/30DA			3B12C	3B12C	3B12C	3B12C	3B12C	3B12C	3B12C	3B12C	3B12C	3B12C
22340	29	#XOTH COKE/30DA			4B12C	4B12C	4B12C	4B12C	4B12C	4B12C	4B12C	4B12C	4B12C	4B12C
22340	29	#XOTH COKE/30DA			6B12C	6B12C	6B12C	6B12C	6B12C	6B12C	6B12C	6B12C	6B30C	6B30C
22640	176	#X WIN COOL/30DA	4D13C	4D13C	4D13C	4D13C	4D13C	4D13C	4D13C	4D13C	4D13C	4D13C	4D13C	4D13C
22680	143	#X MDMA/LAST30DA									3B18C	3B18C	3B18C	3B18C
22710	119	#X STRD/LAST30DA				2E06C	2E06C	2E06C	2E06C	2E06C	2E06C	2E06C	2E06C	2E06C
22710	240	#X STRD/LAST30DA		6D02C	6D02C	6D03C	6D03C	6D03C	6D03C	6D03C	6D03C	6D03C	6D10C	6D12C
24400	30	#X ICE/LAST30DA			2B12C	2B12C	2B12C	2B12C	2B12C	2B12C	2B12C	2B12C	2B12C	2B12C
24400	30	#X ICE/LAST30DA			5B12C	5B12C	5B12C	5B12C	5B12C	5B12C	5B12C	5B12C	5B12C	5B12C
25040	50	#XDRUNK/LAST30D			1B016C	1B016C	1B016C	1B016C	1B016C	1B016C	1B016C	1B016C	1B016C	1B016C
25040	239	#XDRUNK/LAST30DA			6D02C	6D02C	6D02C	6D02C	6D02C	6D02C	6D02C	6D02C	6D09C	6D11C
25070	241	#X INJECT/LST30D				6D06C	6D06C	6D06C	6D06C	6D06C	6D06C	6D06C	6D13C	6D14C
29650	33	#X H 30D USE NDL									2B15C	2B15C	2B15C	2B15C
29650	33	#X H 30D USE NDL									5B15C	5B15C	5B15C	5B15C
29650	33	#X H 30D USE NDL									6B16C	6B16C	6B33C	6B33C
29680	33	#X H 30D W/O NDL									2B16C	2B16C	2B16C	2B16C
29680	33	#X H 30D W/O NDL									5B16C	5B16C	5B16C	5B16C
29680	33	#X H 30D W/O NDL									6B17C	6B17C	6B34C	6B34C
29790	170	#X ROHYPNOL/30DA									4B18C	4B18C	4B18C	4B18C
30820		#X METHAMPH/30DA											4B17C	4B17C
30820		#X METHAMPH/30DA											6B36C	6B36C

A01d: DRUGS. Quantity used

00781	45	#CIG/DAY-30DAYS	1B003	1B003	1B003	1B003	1B003	1B003	1B003	1B003	1B003	1B003	1B003	1B003
00782	45	#CIG/PACK	1B004*	1B004	1B004	1B004	1B004	1B004	1B004	1B004	1B004	1B004	1B004	1B004
00850	49	5+DRK ROW/LST 2	1B012	1B012	1B012	1B012	1B012	1B012	1B012	1B012	1B012	1B012	1B012	1B012
00850	26	5+DRK ROW/LST 2W	2B06*	2B06	2B06	2B06	2B06	2B06	2B06	2B06	2B06	2B06	2B06	2B06
00850	26	5+DRK ROW/LST 2W	3B06*	3B06	3B06	3B06	3B06	3B06	3B06	3B06	3B06	3B06	3B06	3B06
00850	26	5+DRK ROW/LST 2W	4B06*	4B06	4B06	4B06	4B06	4B06	4B06	4B06	4B06	4B06	4B06	4B06
00850	26	5+DRK ROW/LST 2W	5B06*	5B06	5B06	5B06	5B06	5B06	5B06	5B06	5B06	5B06	5B06	5B06
00850	26	5+DRK ROW/LST 2W		6B06	6B06	6B06	6B06	6B06	6B06	6B06	6B06	6B24	6B24	6B24
01990	49	#X/2W,3-4 DR RW	1B013	1B013	1B013	1B013	1B013	1B013	1B013	1B013	1B013	1B013	1B013	1B013
02000	49	#X/2WK,2 DRK RW	1B014A	1B014A	1B014A	1B014A	1B014A	1B014A	1B014A	1B014A	1B014A	1B014A	1B014A	1B014A
02010	49	#X/2WK,JST 1DRK	1B014B	1B014B	1B014B	1B014B	1B014B	1B014B	1B014B	1B014B	1B014B	1B014B	1B014B	1B014B
02360	53	JOINT/DA LST MO	1B025	1B025	1B025	1B025	1B025	1B025	1B025	1B025	1B025	1B025	1B025	1B025
02370	54	OZS.MJ LST MO/6	1B026	1B026	1B026	1B026	1B026	1B026	1B026	1B026	1B026	1B026	1B026	1B026
11030	176	5+BR/LST2WK,10+X	4D12	4D12	4D12	4D12	4D12	4D12	4D12	4D12	4D12	4D12	4D12	4D12
11070	177	#X 20OZ+ WN/2 WK	4D16	4D16	4D16	4D16	4D16	4D16	4D16	4D16	4D16	4D16	4D16	4D16
11110	178	#X 5+LIQ/LST 2WK	4D18	4D18	4D18	4D18	4D18	4D18	4D18	4D18	4D18	4D18	4D18	4D18
21100		#CANS COLA/DAY												
21110		#CUPS COFFEE/DAY												
21120		#CUPS TEA/DAY												
21130		#12OZ CAF DRK/DA												
21140		#12OZ OTH DRK/DA												
21150		#CUPS COFFEE/DA												
21160		#CUPS OF TEA/DAY												
21170		#CUPS DECAFF/DAY												
22650	176	5+WINCOOL/LST2WK	4D14	4D14	4D14	4D14	4D14	4D14	4D14	4D14	4D14	4D14	4D14	4D14

A01e: DRUGS. How high? (How often?)

00840	25	#X DRK ENF FL HI	2B05	2B05	2B05	2B05	2B05	2B05	2B05	2B05	2B05	2B05	2B05	2B05
00840	25	#X DRK ENF FL HI	3B05	3B05	3B05	3B05	3B05	3B05	3B05	3B05	3B05	3B05	3B05	3B05
00840	25	#X DRK ENF FL HI	4B05	4B05	4B05	4B05	4B05	4B05	4B05	4B05	4B05	4B05	4B05	4B05

* = item text changed from previous year

MONITORING THE FUTURE

Item Refer- ence Number	Page Loc. in this Volume	ITEM DESCRIPTION (ABBREVIATED)	QUESTIONNAIRE LOCATION BY YEAR (FORM, SECTION, AND QUESTION NUMBER)											
			1976	1977	1978	1979	1980	1981	1982	1983	1984	1985	1986	1987
A01e: DRUGS. How high? (How often?) (continued)														
00840	25	#X DRK ENF FL HI	5B05	5B05	5B05	5B05	5B05	5B05	5B05	5B05	5B05	5B05	5B05	5B05
00840	25	#X DRK ENF FL HI												
01970	48	#X DRK ENF FL H	1B010	1B010	1B010	1B010	1B010	1B010	1B010	1B010	1B010	1B010	1B010	1B010
02340	53	MJ/HSH,VRY HIGH	1B023	1B023	1B023	1B023	1B023	1B023	1B023	1B023	1B023	1B023	1B023	1B023
02650	57	LSD,GET VERY HI	1B033	1B033	1B033	1B033	1B033	1B033	1B037	1B037	1B037	1B037	1B037	1B037
02700	58	PSYD,GT VERY HI	1B039	1B039	1B039	1B039	1B039	1B039	1B043	1B043	1B043	1B043	1B043	1B043
03100	64	AMPH,GT VERY HI	1B047	1B047	1B047	1B047	1B047	1B047	1B054	1B054	1B054	1B054	1B054	1B054
03260		QUAD GT VERY HI	1B054	1B054	1B054	1B054	1B054	1B054	1B061	1B061	1B061	1B061	1B061	1B061
03590		BARB,GT VERY HI	1B061	1B061	1B061	1B061	1B061	1B061	1B068	1B068	1B068	1B068	1B068	1B068
04050	70	TRNQ,GT VERY HI	1B071	1B071	1B071	1B071	1B071	1B071	1B078	1B078	1B078	1B078	1B078	1B078
04520	75	COK,GET VERY HI	1B080	1B080	1B080	1B080	1B080	1B080	1B087	1B087	1B087	1B087	1B087	1B089A
04930		HER,GT VERY HI	1B089	1B089	1B089	1B089	1B089	1B089						
05380	80	NARC,GT VERY HI	1B099	1B099	1B099	1B099	1B099	1B099	1B098	1B098	1B098	1B098	1B098	1B098

A01f: DRUGS. How long high?

01980	48	DRK AL, HI 24+ HRS	1B011	1B011	1B011	1B011	1B011	1B011	1B011	1B011	1B011	1B011	1B011	1B011
02350	53	MJ/HSH, HI 24+ HRS	1B024	1B024	1B024	1B024	1B024	1B024	1B024	1B024	1B024	1B024	1B024	1B024
02660	57	LSD, HIGH 24+ HRS	1B034	1B034	1B034	1B034	1B034	1B034	1B038	1B038	1B038	1B038	1B038	1B038
02710	59	PSYD, HI 24+ HRS	1B040	1B040	1B040	1B040	1B040	1B040	1B044	1B044	1B044	1B044	1B044	1B044
03110	64	AMPH, HI 24+ HRS	1B048	1B048	1B048	1B048	1B048	1B048	1B055	1B055	1B055	1B055	1B055	1B055
03270		QUAD, HI 24+ HRS	1B055	1B055	1B055	1B055	1B055	1B055	1B062	1B062	1B062	1B062	1B062	1B062
03600		BARB, HI 24+ HRS	1B062	1B062	1B062	1B062	1B062	1B062	1B069	1B069	1B069	1B069	1B069	1B069
04060	70	TRNQ, HI 24+ HRS	1B072	1B072	1B072	1B072	1B072	1B072	1B079	1B079	1B079	1B079	1B079	1B079
04530	75	COK, HIGH 24+ HRS	1B081	1B081	1B081	1B081	1B081	1B081	1B088	1B088	1B088	1B088	1B088	1B089B
04940		HER, HI 24+ HRS	1B090	1B090	1B090	1B090	1B090	1B090						
05390	80	NARC, HI 24+ HRS	1B100	1B100	1B100	1B100	1B100	1B100	1B099	1B099	1B099	1B099	1B099	1B099

A01g: DRUGS. Incidence of first use

01680		SMK CIG DLY/12G	1B002	1B002	1B002*	1B002	1B002	1B002	1B002	1B002	1B002	1B002	1B002	1B002
01685		GR 1 ST SMOK 0=N											1B002	1B016
02015		GR 1 ST DRUNK 0=N											1B016	1B016
05570	81	GR 1 ST SMOK DLY	1B105A	1B105A	1B105A	1B105A	1B105A	1B105A	1B104A	1B104A	1B104A	1B104A	1B104A	1B106A
05570	153	GR 1 ST SMOK DLY		3E12A	3E12A	3E12A	3E12A	3E12A	3E10A	3E10A	3E10A	3E10A	3E10A	3E10A
05570	241	GR 1 ST SMOK DLY												
05575	83	GR 1 ST SMOK EVR											1B104M	1B106M
05575	155	GR 1 ST SMOKE EVR											3E10N	3E10N
05575	241	GR 1 ST SMOK EVR												
05576	155	GR 1 ST SMOKELESS											3E10O	3E10O
05576	242	GR 1 ST SMOKELESS												
05580	82	GR 1 ST TRY ALC	1B105B	1B105B	1B105B	1B105B	1B105B	1B105B	1B104B	1B104B	1B104B	1B104B	1B104B	1B106B
05580	153	GR 1 ST TRY ALC		3E12B	3E12B	3E12B	3E12B	3E12B	3E10B	3E10B	3E10B	3E10B	3E10B	3E10B
05580		GR 1 ST TRY ALC												
05585	84	GR 1 ST DRUNK											1B104N	1B106N
05585	155	GR 1 ST DRUNK											3E10P	3E10P
05585		GR 1 ST DRUNK												
05590	82	GR 1 ST TRY MJ	1B105C	1B105C	1B105C	1B105C	1B105C	1B105C	1B104C	1B104C	1B104C	1B104C	1B104C	1B106C
05590	153	GR 1 ST TRY MJ		3E12C	3E12C	3E12C	3E12C	3E12C	3E10C	3E10C	3E10C	3E10C	3E10C	3E10C
05590		GR 1 ST TRY MJ												
05600	82	GR 1 ST TRY LSD	1B105D	1B105D	1B105D	1B105D	1B105D	1B105D	1B104D	1B104D	1B104D	1B104D	1B104D	1B106D
05600	153	GR 1 ST TRY LSD		3E12D	3E12D	3E12D	3E12D	3E12D	3E10D	3E10D	3E10D	3E10D	3E10D	3E10D
05600		GR 1 ST TRY LSD												
05610	82	GR 1 ST TRY PSY	1B105E	1B105E	1B105E	1B105E	1B105E	1B105E	1B104E	1B104E	1B104E	1B104E	1B104E	1B106E
05610	153	GR 1 ST TRY PSY		3E12E	3E12E	3E12E	3E12E	3E12E	3E10E	3E10E	3E10E	3E10E	3E10E	3E10E
05610		GR 1 ST TRY PSY												
05620	82	GR 1 ST TRY AMP	1B105F	1B105F	1B105F	1B105F	1B105F	1B105F	1B104F	1B104F	1B104F	1B104F	1B104F	1B106F
05620	153	GR 1 ST TRY AMP		3E12F	3E12F	3E12F	3E12F	3E12F	3E10F	3E10F	3E10F	3E10F	3E10F	3E10F
05620		GR 1 ST TRY AMP												
05630	82	GR 1 ST TRY QUA	1B105G	1B105G	1B105G	1B105G	1B105G	1B105G	1B104G	1B104G	1B104G	1B104G	1B104G	1B106G
05630		GR 1 ST TRY QUA		3E12G	3E12G	3E12G	3E12G	3E12G	3E10G	3E10G	3E10G	3E10G	3E10G	3E10G
05630		GR 1 ST TRY QUA												
05640	83	GR 1 ST TRY BRB	1B105H	1B105H	1B105H	1B105H	1B105H	1B105H	1B104H	1B104H	1B104H	1B104H	1B104H	1B106H
05640	154	GR 1 ST TRY BRB		3E12H	3E12H	3E12H	3E12H	3E12H	3E10H	3E10H	3E10H	3E10H	3E10H	3E10H
05640		GR 1 ST TRY BRB												
05650	83	GR 1 ST TRY TRN	1B105I	1B105I	1B105I	1B105I	1B105I	1B105I	1B104I	1B104I	1B104I	1B104I	1B104I	1B106I
05650	154	GR 1 ST TRY TRN		3E12I	3E12I	3E12I	3E12I	3E12I	3E10I	3E10I	3E10I	3E10I	3E10I	3E10I
05660	83	GR 1 ST TRY COK	1B105J	1B105J	1B105J	1B105J	1B105J	1B105J	1B104J	1B104J	1B104J	1B104J	1B104J	1B106J
05660	154	GR 1 ST TRY COK		3E12J	3E12J	3E12J	3E12J	3E12J	3E10J	3E10J	3E10J	3E10J	3E10J	3E10J
05661	84	GR 1 ST TRY CRAC												
05661	119	GR 1 ST TRY CRACK												2E06A
05661	155	GR 1 ST TRY CRACK												
05661		GR 1 ST TRY CRACK												
05662	119	GR 1 ST TR OT COK												2E06B
05662		GR 1 ST TR OT COK												
05670	83	GR 1 ST TRY HER	1B105K	1B105K	1B105K	1B105K	1B105K	1B105K	1B104K	1B104K	1B104K	1B104K	1B104K	1B106K
05670	154	GR 1 ST TRY HER		3E12K	3E12K	3E12K	3E12K	3E12K	3E10K	3E10K	3E10K	3E10K	3E10K	3E10K
05670		GR 1 ST TRY HER												
05680	83	GR 1 ST TRY NRC	1B105L	1B105L	1B105L	1B105L	1B105L	1B105L	1B104L	1B104L	1B104L	1B104L	1B104L	1B106L

* = item text changed from previous year

A01e: DRUGS. How high? (How often?) (continued)

A01f: DRUGS. How long high?

A01q: DRUGS. Incidence of first use

01680		SMK CIG DLY/12G													
01685		GR 1 ST SMOK 0=N													
02015		GR 1 ST DRUNK0=N													
05570	81	GR 1 ST SMOK DLY	1B016	1B016A	1B010A	1B100A	1B100A	1B100A	1B100A	1B100A	1B100A	1B100A	1B100A	1B100A	1B100A
05570	153	GR 1 ST SMOK DLY	3E10A	3E10A	3E10A	3E10A	3E10A	3E10A	3E10A	3E10A	3E10A	3E10A	3E09A	3E10A	3E10A
05570	241	GR 1 ST SMOK DLY		6D05B	6D05B	6D07B	6D07B	6D07B	6D07B	6D07B	6D07B	6D07B	6D15B	6D15B	6D16B
05575	83	GR 1 ST SMOK EVR	1B106M	1B106M	1B100M	1B100M	1B100M	1B100M	1B100M	1B100M	1B100M	1B100M	1B100M	1B100M	1B100M
05575	155	GR 1 ST SMOKE EVR	3E10N	3E10N	3E10N	3E10N	3E10N	3E10N	3E10N	3E10N	3E10N	3E10N	3E09N	3E10N	3E10N
05575	241	GR 1 ST SMOK EVR		6D05A	6D05A	6D07A	6D07A	6D07A	6D07A	6D07A	6D07A	6D07A	6D15A	6D15A	6D16A
05576	155	GR 1 ST SMOKELESS	3E10O	3E10O	3E10O	3E10O	3E10O	3E10O	3E10O	3E10O	3E10O	3E10O	3E09O	3E10O	3E10O
05576	242	GR 1 ST SMOKELESS		6D05C	6D05C	6D07C	6D07C	6D07C	6D07C	6D07C	6D07C	6D07C	6D15C	6D15C	6D16C
05580	82	GR 1 ST TRY ALC	1B106B	1B106B	1B100B	1B100B	1B100B	1B100B	1B100B	1B100B	1B100B	1B100B	1B100B	1B100B	1B100B
05580	153	GR 1 ST TRY ALC	3E10B	3E10B	3E10B	3E10B	3E10B	3E10B	3E10B	3E10B	3E10B	3E10B	3E09B	3E10B	3E10B
05580		GR 1 ST TRY ALC		6D05D	6D05D	6D07D	6D07D	6D07D	6D07D	6D07D	6D07D	6D07D	6D07D	6D07D	6D07D
05585	84	GR 1 ST DRUNK	1B106N	1B106N	1B100N	1B100N	1B100N	1B100N	1B100N	1B100N	1B100N	1B100N	1B100N	1B100N	1B100N
05585	155	GR 1 ST DRUNK	3E10P	3E10P	3E10P	3E10P	3E10P	3E10P	3E10P	3E10P	3E10P	3E10P	3E09P	3E10P	3E10P
05585		GR 1 ST DRUNK		6D05E	6D05E	6D07E	6D07E	6D07E	6D07E	6D07E	6D07E	6D07E	6D07E	6D07E	6D07E
05590	82	GR 1 ST TRY MJ	1B106C	1B106C	1B100C	1B100C	1B100C	1B100C	1B100C	1B100C	1B100C	1B100C	1B100C	1B100C	1B100C
05590	153	GR 1 ST TRY MJ	3E10C	3E10C	3E10C	3E10C	3E10C	3E10C	3E10C	3E10C	3E10C	3E10C	3E09C	3E10C	3E10C
05590		GR 1 ST TRY MJ		6D05F	6D05F	6D07F	6D07F	6D07F	6D07F	6D07F	6D07F	6D07F	6D07F	6D07F	6D07F
05600	82	GR 1 ST TRY LSD	1B106D	1B106D	1B100D	1B100D	1B100D	1B100D	1B100D	1B100D	1B100D	1B100D	1B100D	1B100D	1B100D
05600	153	GR 1 ST TRY LSD	3E10D	3E10D	3E10D	3E10D	3E10D	3E10D	3E10D	3E10D	3E10D	3E10D	3E09D	3E10D	3E10D
05600		GR 1 ST TRY LSD		6D05G	6D05G	6D07G	6D07G	6D07G	6D07G	6D07G	6D07G	6D07G	6D07G	6D07G	6D07G
05610	82	GR 1 ST TRY PSY	1B106E	1B106E	1B100E	1B100E	1B100E	1B100E	1B100E	1B100E	1B100E	1B100E	1B100E	1B100E	1B100E
05610	153	GR 1 ST TRY PSY	3E10E	3E10E	3E10E	3E10E	3E10E	3E10E	3E10E	3E10E	3E10E	3E10E	3E09E	3E10E	3E10E
05610		GR 1 ST TRY PSY		6D05H	6D05H	6D07H	6D07H	6D07H	6D07H	6D07H	6D07H	6D07H	6D07H	6D07H	6D07H
05620	82	GR 1 ST TRY AMP	1B106F	1B106F	1B100F	1B100F	1B100F	1B100F	1B100F	1B100F	1B100F	1B100F	1B100F	1B100F	1B100F
05620	153	GR 1 ST TRY AMP	3E10F	3E10F	3E10F	3E10F	3E10F	3E10F	3E10F	3E10F	3E10F	3E10F	3E09F	3E10F	3E10F
05620		GR 1 ST TRY AMP		6D05I	6D05I	6D07I	6D07I	6D07I	6D07I	6D07I	6D07I	6D07I	6D07I	6D07I	6D07I
05630	82	GR 1 ST TRY QUA	1B106G	1B106G	1B100G	1B100G	1B100G	1B100G	1B100G	1B100G	1B100G	1B100G	1B100G	1B100G	1B100G
05630	154	GR 1 ST TRY QUA	3E10G	3E10G	3E10G	3E10G	3E10G	3E10G	3E10G	3E10G	3E10G	3E10G	3E09G	3E10G	3E10G
05630		GR 1 ST TRY QUA		6D05J	6D05J	6D07J	6D07J	6D07J	6D07J	6D07J	6D07J	6D07J	6D07J	6D07J	6D07J
05640	83	GR 1 ST TRY BRB	1B106H	1B106H	1B100H	1B100H	1B100H	1B100H	1B100H	1B100H	1B100H	1B100H	1B100H	1B100H	1B100H
05640	154	GR 1 ST TRY BRB	3E10H	3E10H	3E10H	3E10H	3E10H	3E10H	3E10H	3E10H	3E10H	3E10H	3E09H	3E10H	3E10H
05640		GR 1 ST TRY BRB		6D05K	6D05K	6D07K	6D07K	6D07K	6D07K	6D07K	6D07K	6D07K	6D07K	6D07K	6D07K
05650	83	GR 1 ST TRY TRN	1B106I	1B106I	1B100I	1B100I	1B100I	1B100I	1B100I	1B100I	1B100I	1B100I	1B100I	1B100I	1B100I
05650	154	GR 1 ST TRY TRN	3E10I	3E10I	3E10I	3E10I	3E10I	3E10I	3E10I	3E10I	3E10I	3E10I	3E09I	3E10I	3E10I
05660	83	GR 1 ST TRY COK	1B106J	1B106J	1B100J	1B100J	1B100J	1B100J	1B100J	1B100J	1B100J	1B100J	1B100J	1B100J	1B100J
05660	154	GR 1 ST TRY COK	3E10J	3E10J	3E10J	3E10J	3E10J	3E10J	3E10J	3E10J	3E10J	3E10J	3E09J	3E10J	3E10J
05661	84	GR 1 ST TRY CRAC		1B100O	1B100O	1B100O	1B100O	1B100O	1B100O	1B100O	1B100O	1B100O	1B100O	1B100O	1B100O
05661	119	GR 1 ST TRY CRACK	2E06A	2E06A	2E06A	2E08A	2E08A	2E08A	2E08A	2E08A	2E08A	2E08A	2E08A	2E08A	2E08A
05661	155	GR 1 ST TRY CRACK		3E10Q	3E10Q	3E10Q	3E10Q	3E10Q	3E10Q	3E10Q	3E10Q	3E10Q	3E09Q	3E10Q	3E10Q
05661		GR 1 ST TRY CRACK		6D05M	6D05M	6D07M	6D07M	6D07M	6D07M	6D07M	6D07M	6D07M	6D07M	6D07M	6D07M
05662	119	GR 1 ST TR OT COK	2E06B	2E06B	2E06B	2E08B	2E08B	2E08B	2E08B	2E08B	2E08B	2E08B	2E08B	2E08B	2E08B
05662		GR 1 ST TR OT COK		6D05N	6D05N	6D07N	6D07N	6D07N	6D07N	6D07N	6D07N	6D07N	6D07N	6D07N	6D07N
05670	83	GR 1 ST TRY HER	1B106K	1B106K	1B100K	1B100K	1B100K	1B100K	1B100K	1B100K	1B100K	1B100K	1B100K	1B100K	1B100K
05670	154	GR 1 ST TRY HER	3E10K	3E10K	3E10K	3E10K	3E10K	3E10K	3E10K	3E10K	3E10K	3E10K	3E09K	3E10K	3E10K
05670		GR 1 ST TRY HER		6D05O	6D05O	6D07O	6D07O	6D07O	6D07O	6D07O	6D07O	6D07O	6D07O	6D07O	6D07O
05680	83	GR 1 ST TRY NRC	1B106L	1B106L	1B100L	1B100L	1B100L	1B100L	1B100L	1B100L	1B100L	1B100L	1B100L	1B100L	1B100L

MONITORING THE FUTURE

Item Refer- ence Number	Page Loc. in this Volume	ITEM DESCRIPTION (ABBREVIATED)	QUESTIONNAIRE LOCATION											
			BY YEAR											
			(FORM, SECTION, AND QUESTION NUMBER)											
			1976	1977	1978	1979	1980	1981	1982	1983	1984	1985	1986	1987

A01g: DRUGS. Incidence of first use (continued)

05680	154	GR 1 ST TRY NRC		3E12L	3E12L	3E12L	3E12L	3E12L	3E10L	3E10L	3E10L	3E10L	3E10L	3E10L
05680		GR 1 ST TRY NRC												
05685	155	GR 1 ST TRY INHAL		3E12M	3E12M	3E12M	3E12M	3E12M	3E10M	3E10M	3E10M	3E10M	3E10M	3E10M
05685		GR 1 ST TRY INHAL												
05686	120	GR 1 ST TRY PCP					2E04A	2E04A	2E04A	2E04A	2E04A	2E04A	2E04A	2E06C
05687	120	GR 1 ST TRY PPRS					2E04B	2E04B	2E04B	2E04B	2E04B	2E04B	2E04B	2E06D
21190	54	GR 1 ST DAILY MJ							1B029	1B029	1B029	1B029	1B029	1B029
23810	120	GR 1 ST TRY STRDS												
23810		GR 1 ST TRY STRDS												
24430	84	GR 1 ST TRY ICE												
24430	120	GR 1 ST TRY ICE												
25680	241	GR 1 ST INJECT												

A01h: DRUGS. Use with other drugs

02200	53	#X OVL MJ+ ALC	1B021	1B021	1B021	1B021	1B021	1B021	1B021	1B021	1B021	1B021	1B021	1B021
02500	57	#X OVL LSD+ ALC	1B031A	1B031A	1B031A	1B031A	1B031A	1B031A	1B035A	1B035A	1B035A	1B035A	1B035A	1B035A
02510	57	#X OVL LSD+ MJ	1B031B	1B031B	1B031B	1B031B	1B031B	1B031B	1B035B	1B035B	1B035B	1B035B	1B035B	1B035B
02900	63	#X OVL AMPH+ALC	1B045A	1B045A	1B045A	1B045A	1B045A	1B045A	1B052A	1B052A	1B052A	1B052A	1B052A	1B052A
02910	63	#X OVL AMPH+MJ	1B045B	1B045B	1B045B	1B045B	1B045B	1B045B	1B052B	1B052B	1B052B	1B052B	1B052B	1B052B
02920	63	#X OVL AMPH+LSD	1B045C	1B045C	1B045C	1B045C	1B045C	1B045C	1B052C	1B052C	1B052C	1B052C	1B052C	1B052C
02930	63	#X OVL AMPH+PSY	1B045D	1B045D	1B045D	1B045D	1B045D	1B045D	1B052D	1B052D	1B052D	1B052D	1B052D	1B052D
03390		#X OVL BARB+ALC	1B059A	1B059A	1B059A	1B059A	1B059A	1B059A	1B066A	1B066A	1B066A	1B066A	1B066A	1B066A
03400		#X OVL BARB+MJ	1B059B	1B059B	1B059B	1B059B	1B059B	1B059B	1B066B	1B066B	1B066B	1B066B	1B066B	1B066B
03410		#X OVL BARB+LSD	1B059C	1B059C	1B059C	1B059C	1B059C	1B059C	1B066C	1B066C	1B066C	1B066C	1B066C	1B066C
03420		#X OVL BARB+PSY	1B059D	1B059D	1B059D	1B059D	1B059D	1B059D	1B066D	1B066D	1B066D	1B066D	1B066D	1B066D
03430		#X OVL BARB+AMP	1B059E	1B059E	1B059E	1B059E	1B059E	1B059E	1B066E	1B066E	1B066E	1B066E	1B066E	1B066E
03440		#X OVL BARB+QUA	1B059F	1B059F	1B059F	1B059F	1B059F	1B059F	1B066F	1B066F	1B066F	1B066F	1B066F	1B066F
03840	69	#X OVL TRQL+ALC	1B069A	1B069A	1B069A	1B069A	1B069A	1B069A	1B076A	1B076A	1B076A	1B076A	1B076A	1B076A
03850	69	#X OVL TRQL+MJ	1B069B	1B069B	1B069B	1B069B	1B069B	1B069B	1B076B	1B076B	1B076B	1B076B	1B076B	1B076B
03860	69	#X OVL TRQL+LSD	1B069C	1B069C	1B069C	1B069C	1B069C	1B069C	1B076C	1B076C	1B076C	1B076C	1B076C	1B076C
03870	69	#X OVL TRQL+PSY	1B069D	1B069D	1B069D	1B069D	1B069D	1B069D	1B076D	1B076D	1B076D	1B076D	1B076D	1B076D
03880	69	#X OVL TRQL+AMP	1B069E	1B069E	1B069E	1B069E	1B069E	1B069E	1B076E	1B076E	1B076E	1B076E	1B076E	1B076E
03890	69	#X OVL TRQL+QUA	1B069F	1B069F	1B069F	1B069F	1B069F	1B069F	1B076F	1B076F	1B076F	1B076F	1B076F	1B076F
03900	69	#X OVL TRQL+BRB	1B069G	1B069G	1B069G	1B069G	1B069G	1B069G	1B076G	1B076G	1B076G	1B076G	1B076G	1B076G
04290	73	#X OVL COKE+ALC	1B078A	1B078A	1B078A	1B078A	1B078A	1B078A	1B085A	1B085A	1B085A	1B085A	1B085A	1B087A
04300	73	#X OVL COKE+MJ	1B078B	1B078B	1B078B	1B078B	1B078B	1B078B	1B085B	1B085B	1B085B	1B085B	1B085B	1B087B
04310	74	#X OVL COKE+LSD	1B078C	1B078C	1B078C	1B078C	1B078C	1B078C	1B085C	1B085C	1B085C	1B085C	1B085C	1B087C
04320	74	#X OVL COKE+PSY	1B078D	1B078D	1B078D	1B078D	1B078D	1B078D	1B085D	1B085D	1B085D	1B085D	1B085D	1B087D
04330	74	#X OVL COKE+AMP	1B078E	1B078E	1B078E	1B078E	1B078E	1B078E	1B085E	1B085E	1B085E	1B085E	1B085E	1B087E
04340	74	#X OVL COKE+QUA	1B078F	1B078F	1B078F	1B078F	1B078F	1B078F	1B085F	1B085F	1B085F	1B085F	1B085F	1B087F
04350	74	#X OVL COKE+BRB	1B078G	1B078G	1B078G	1B078G	1B078G	1B078G	1B085G	1B085G	1B085G	1B085G	1B085G	1B087G
04360	74	#X OVL COKE+TRN	1B078H	1B078H	1B078H	1B078H	1B078H	1B078H	1B085H	1B085H	1B085H	1B085H	1B085H	1B087H
04710		#X OVL HER +ALC	1B087A	1B087A	1B087A	1B087A	1B087A	1B087A						
04720		#X OVL HER +MJ	1B087B	1B087B	1B087B	1B087B	1B087B	1B087B						
04730		#X OVL HER +LSD	1B087C	1B087C	1B087C	1B087C	1B087C	1B087C						
04740		#X OVL HER +PSY	1B087D	1B087D	1B087D	1B087D	1B087D	1B087D						
04750		#X OVL HER +AMP	1B087E	1B087E	1B087E	1B087E	1B087E	1B087E						
04760		#X OVL HER +QUA	1B087F	1B087F	1B087F	1B087F	1B087F	1B087F						
04770		#X OVL HER +BRB	1B087G	1B087G	1B087G	1B087G	1B087G	1B087G						
04780		#X OVL HER +TRN	1B087H	1B087H	1B087H	1B087H	1B087H	1B087H						
04790		#X OVL HER +COK	1B087I	1B087I	1B087I	1B087I	1B087I	1B087I						
05130	78	#X OVL NARC+ALC	1B097A	1B097A	1B097A	1B097A	1B097A	1B097A	1B096A	1B096A	1B096A	1B096A	1B096A	1B096A
05140	79	#X OVL NARC+MJ	1B097B	1B097B	1B097B	1B097B	1B097B	1B097B	1B096B	1B096B	1B096B	1B096B	1B096B	1B096B
05150	79	#X OVL NARC+LSD	1B097C	1B097C	1B097C	1B097C	1B097C	1B097C	1B096C	1B096C	1B096C	1B096C	1B096C	1B096C
05160	79	#X OVL NARC+PSY	1B097D	1B097D	1B097D	1B097D	1B097D	1B097D	1B096D	1B096D	1B096D	1B096D	1B096D	1B096D
05170	79	#X OVL NARC+AMP	1B097E	1B097E	1B097E	1B097E	1B097E	1B097E	1B096E	1B096E	1B096E	1B096E	1B096E	1B096E
05180	79	#X OVL NARC+QUA	1B097F	1B097F	1B097F	1B097F	1B097F	1B097F	1B096F	1B096F	1B096F	1B096F	1B096F	1B096F
05190	79	#X OVL NARC+BRB	1B097G	1B097G	1B097G	1B097G	1B097G	1B097G	1B096G	1B096G	1B096G	1B096G	1B096G	1B096G
05200	79	#X OVL NARC+TRN	1B097H	1B097H	1B097H	1B097H	1B097H	1B097H	1B096H	1B096H	1B096H	1B096H	1B096H	1B096H
05210	79	#X OVL NARC+COK	1B097I	1B097I	1B097I	1B097I	1B097I	1B097I	1B096I	1B096I	1B096I	1B096I	1B096I	1B096I
05220	80	#X OVL NARC+HER	1B097J	1B097J	1B097J	1B097J	1B097J	1B097J	1B096J	1B096J	1B096J	1B096J	1B096J	1B096J

A01i: DRUGS. Tried to stop

01690	45	*TRY STP SMK&FL	1B004	1B004	1B004	1B004	1B004	1B004	1B004	1B004	1B004	1B004	1B004	1B005A
01690	232	*TRY STP SMK&FL												1B005B
01691	46	#X TRY STOP SMK												
01691	232	#X TRY STOP SMK												
01700	46	*WNT STP SMK NV	1B005	1B005	1B005	1B005	1B005	1B005	1B005	1B005	1B005	1B005	1B005	1B005C
01700	232	*WNT STP SMK NV												
02020	49	*TRY STP ALC&FL	1B016	1B016	1B016	1B016	1B016	1B016	1B016	1B016	1B016	1B016	1B015	1B015
02380	54	*TRY STP MJ & FL	1B027	1B027	1B027	1B027	1B027	1B027	1B027	1B027	1B027	1B027	1B027	1B027
02680	58	*TRY STP LSD&FL	1B036	1B036	1B036	1B036	1B036	1B036	1B040	1B040	1B040	1B040	1B040	1B040
03240	65	*TRY STP AMP&FL	1B051	1B051	1B051	1B051	1B051	1B051	1B058	1B058	1B058	1B058	1B058	1B058
03710		TRY STP BARB&FL	1B064	1B064	1B064	1B064	1B064	1B064	1B071	1B071	1B071	1B071	1B071	1B071
04170	70	*TRY STP TRQ&FL	1B074	1B074	1B074	1B074	1B074	1B074	1B081	1B081	1B081	1B081	1B081	1B081
04540	75	*TRY STP COK&FL	1B082	1B082	1B082	1B082	1B082	1B082	1B089	1B089	1B089	1B089	1B089	1B089C
04950		TRY STP HER& FL	1B091	1B091	1B091	1B091	1B091	1B091						

* = item text changed from previous year

Item Refer- ence Number	Page Loc. in this Volume	ITEM DESCRIPTION (ABBREVIATED)	QUESTIONNAIRE LOCATION BY YEAR (FORM, SECTION, AND QUESTION NUMBER)											
			1988	1989	1990	1991	1992	1993	1994	1995	1996	1997	1998	1999

A01g: DRUGS. Incidence of first use (continued)

05680	154	GR 1 ST TRY NRC	3E10L	3E10L	3E10L	3E10L	3E10L	3E10L	3E10L	3E10L	3E10L	3E09L	3E10L	3E10L
05680		GR 1 ST TRY NRC		6D05P	6D05P	6D07P	6D07P	6D07P	6D07P	6D07P	6D07P			
05685	155	GR 1 ST TRY INHAL	3E10M	3E10M	3E10M	3E10M	3E10M	3E10M	3E10M	3E10M	3E10M	3E09M	3E10M	3E10M
05685		GR 1 ST TRY INHAL		6D05Q	6D05Q	6D07Q	6D07Q	6D07Q	6D07Q	6D07Q	6D07Q			
05686	120	GR 1 ST TRY PCP	2E06C	2E06C	2E06C	2E08C	2E08C	2E08C	2E08C	2E08C	2E08C	2E08C	2E08C	2E08C
05687	120	GR 1 ST TRY PPRS	2E06D	2E06D	2E06D	2E08D	2E08D	2E08D	2E08D	2E08D	2E08D	2E08D	2E08D	2E08D
21190	54	GR 1 ST DAILY MJ	1B029	1B029	1B029	1B029	1B029	1B029	1B029	1B029	1B029	1B029	1B029	1B029
23810	120	GR 1 ST TRY STRDS				2E08F	2E08F	2E08F	2E08F	2E08F	2E08F	2E08F	2E08F	2E08F
23810		GR 1 ST TRY STRDS		6D05R	6D05R	6D07R	6D07R	6D07R	6D07R	6D07R	6D07R			
24430	84	GR 1 ST TRY ICE			1B100P	1B100P	1B100P	1B100P	1B100P	1B100P	1B100P	1B100P	1B100P	1B100P
24430	120	GR 1 ST TRY ICE			2E06E	2E08E	2E08E	2E08E	2E08E	2E08E	2E08E	2E08E	2E08E	2E08E
25680	241	GR 1 ST INJECT				6D07S	6D07S	6D07S	6D07S	6D07S	6D07S	6D14	6D14	6D15

A01h: DRUGS. Use with other drugs

02200	53	#X OVL MJ+ ALC	1B021	1B021	1B021	1B021	1B021	1B021	1B021	1B021	1B021	1B021	1B021	1B021
02500	57	#X OVL LSD+ ALC	1B035A	1B035A	1B035A	1B035A	1B035A	1B035A	1B035A	1B035A	1B035A	1B035A	1B035A	1B035A
02510	57	#X OVL LSD+ MJ	1B035B	1B035B	1B035B	1B035B	1B035B	1B035B	1B035B	1B035B	1B035B	1B035B	1B035B	1B035B
02900	63	#X OVL AMPH+ALC	1B052A	1B052A	1B052A	1B052A	1B052A	1B052A	1B052A	1B052A	1B052A	1B052A	1B052A	1B052A
02910	63	#X OVL AMPH+MJ	1B052B	1B052B	1B052B	1B052B	1B052B	1B052B	1B052B	1B052B	1B052B	1B052B	1B052B	1B052B
02920	63	#X OVL AMPH+LSD	1B052C	1B052C	1B052C	1B052C	1B052C	1B052C	1B052C	1B052C	1B052C	1B052C	1B052C	1B052C
02930	63	#X OVL AMPH+PSY	1B052D	1B052D	1B052D	1B052D	1B052D	1B052D	1B052D	1B052D	1B052D	1B052D	1B052D	1B052D
03390		#X OVL BARB+ALC	1B066A	1B066A										
03400		#X OVL BARB+MJ	1B066B	1B066B										
03410		#X OVL BARB+LSD	1B066C	1B066C										
03420		#X OVL BARB+PSY	1B066D	1B066D										
03430		#X OVL BARB+AMP	1B066E	1B066E										
03440		#X OVL BARB+QUA	1B066F	1B066F										
03840	69	#X OVL TRQL+ALC	1B076A	1B076A	1B067A	1B067A	1B067A	1B067A	1B067A	1B067A	1B067A	1B067A	1B067A	1B067A
03850	69	#X OVL TRQL+MJ	1B076B	1B076B	1B067B	1B067B	1B067B	1B067B	1B067B	1B067B	1B067B	1B067B	1B067B	1B067B
03860	69	#X OVL TRQL+LSD	1B076C	1B076C	1B067C	1B067C	1B067C	1B067C	1B067C	1B067C	1B067C	1B067C	1B067C	1B067C
03870	69	#X OVL TRQL+PSY	1B076D	1B076D	1B067D	1B067D	1B067D	1B067D	1B067D	1B067D	1B067D	1B067D	1B067D	1B067D
03880	69	#X OVL TRQL+AMP	1B076E	1B076E	1B067E	1B067E	1B067E	1B067E	1B067E	1B067E	1B067E	1B067E	1B067E	1B067E
03890	69	#X OVL TRQL+QUA	1B076F	1B076F	1B067F	1B067F	1B067F	1B067F	1B067F	1B067F	1B067F	1B067F	1B067F	1B067F
03900	69	#X OVL TRQL+BRB	1B076G	1B076G	1B067G	1B067G	1B067G	1B067G	1B067G	1B067G	1B067G	1B067G	1B067G	1B067G
04290	73	#X OVL COKE+ALC	1B087A	1B087A	1B078A	1B078A	1B078A	1B078A	1B078A	1B078A	1B078A	1B078A	1B078A	1B078A
04300	73	#X OVL COKE+MJ	1B087B	1B087B	1B078B	1B078B	1B078B	1B078B	1B078B	1B078B	1B078B	1B078B	1B078B	1B078B
04310	74	#X OVL COKE+LSD	1B087C	1B087C	1B078C	1B078C	1B078C	1B078C	1B078C	1B078C	1B078C	1B078C	1B078C	1B078C
04320	74	#X OVL COKE+PSY	1B087D	1B087D	1B078D	1B078D	1B078D	1B078D	1B078D	1B078D	1B078D	1B078D	1B078D	1B078D
04330	74	#X OVL COKE+AMP	1B087E	1B087E	1B078E	1B078E	1B078E	1B078E	1B078E	1B078E	1B078E	1B078E	1B078E	1B078E
04340	74	#X OVL COKE+QUA	1B087F	1B087F	1B078F	1B078F	1B078F	1B078F	1B078F	1B078F	1B078F	1B078F	1B078F	1B078F
04350	74	#X OVL COKE+BRB	1B087G	1B087G	1B078G	1B078G	1B078G	1B078G	1B078G	1B078G	1B078G	1B078G	1B078G	1B078G
04360	74	#X OVL COKE+TRN	1B087H	1B087H	1B078H	1B078H	1B078H	1B078H	1B078H	1B078H	1B078H	1B078H	1B078H	1B078H
04710		#X OVL HER +ALC												
04720		#X OVL HER +MJ												
04730		#X OVL HER +LSD												
04740		#X OVL HER +PSY												
04750		#X OVL HER +AMP												
04760		#X OVL HER +QUA												
04770		#X OVL HER +BRB												
04780		#X OVL HER +TRN												
04790		#X OVL HER +COK												
05130	78	#X OVL NARC+ALC	1B096A	1B096A	1B090A	1B090A	1B090A	1B090A	1B090A	1B090A	1B090A	1B090A	1B090A	1B090A
05140	79	#X OVL NARC+MJ	1B096B	1B096B	1B090B	1B090B	1B090B	1B090B	1B090B	1B090B	1B090B	1B090B	1B090B	1B090B
05150	79	#X OVL NARC+LSD	1B096C	1B096C	1B090C	1B090C	1B090C	1B090C	1B090C	1B090C	1B090C	1B090C	1B090C	1B090C
05160	79	#X OVL NARC+PSY	1B096D	1B096D	1B090D	1B090D	1B090D	1B090D	1B090D	1B090D	1B090D	1B090D	1B090D	1B090D
05170	79	#X OVL NARC+AMP	1B096E	1B096E	1B090E	1B090E	1B090E	1B090E	1B090E	1B090E	1B090E	1B090E	1B090E	1B090E
05180	79	#X OVL NARC+QUA	1B096F	1B096F	1B090F	1B090F	1B090F	1B090F	1B090F	1B090F	1B090F	1B090F	1B090F	1B090F
05190	79	#X OVL NARC+BRB	1B096G	1B096G	1B090G	1B090G	1B090G	1B090G	1B090G	1B090G	1B090G	1B090G	1B090G	1B090G
05200	79	#X OVL NARC+TRN	1B096H	1B096H	1B090H	1B090H	1B090H	1B090H	1B090H	1B090H	1B090H	1B090H	1B090H	1B090H
05210	79	#X OVL NARC+COK	1B096I	1B096I	1B090I	1B090I	1B090I	1B090I	1B090I	1B090I	1B090I	1B090I	1B090I	1B090I
05220	80	#X OVL NARC+HER	1B096J	1B096J	1B090J	1B090J	1B090J	1B090J	1B090J	1B090J	1B090J	1B090J	1B090J	1B090J

A01i: DRUGS. Tried to stop

01690	45	*TRY STP SMK&FL	1B005A	1B005A	1B005A	1B005A	1B005A	1B005A	1B005A	1B005A	1B005A	1B005A	1B004A	1B004A
01690	232	*TRY STP SMK&FL											6B08	6B08
01691	46	#X TRY STOP SMK	1B005B	1B005B	1B005B	1B005B	1B005B	1B005B	1B005B	1B005B	1B005B	1B005B	1B004B	1B004B
01691	232	#X TRY STOP SMK											6B09	6B09
01700	46	*WNT STP SMK NW	1B005C	1B005C	1B005C	1B005C	1B005C	1B005C	1B005C	1B005C	1B005C	1B005C	1B004C	1B004C
01700	232	*WNT STP SMK NW											6B10	6B10
02020	49	*TRY STP ALC&FL	1B015	1B015	1B015	1B015	1B015	1B015	1B015	1B015	1B015	1B015	1B015	1B015
02380	54	*TRY STP MJ &FL	1B027	1B027	1B027	1B027	1B027	1B027	1B027	1B027	1B027	1B027	1B027	1B027
02680	58	*TRY STP LSD&FL	1B040	1B040	1B040	1B040	1B040	1B040	1B040	1B040	1B040	1B040	1B040	1B040
03240	65	*TRY STP AMP&FL	1B058	1B058	1B058	1B058	1B058	1B058	1B058	1B058	1B058	1B058	1B058	1B058
03710		TRY STP BARB&FL	1B071	1B071										
04170	70	*TRY STP TRQ&FL	1B081	1B081	1B072	1B072	1B072	1B072	1B072	1B072	1B072	1B072	1B072	1B072
04540	75	*TRY STP COK&FL	1B089C	1B089C	1B082	1B082	1B082	1B082	1B082	1B082	1B082	1B082	1B082	1B082
04950		TRY STP HER& FL												

Item Refer- ence Number	Page Loc. in this Volume	ITEM DESCRIPTION (ABBREVIATED)	QUESTIONNAIRE LOCATION BY YEAR (FORM, SECTION, AND QUESTION NUMBER)											
			1976	1977	1978	1979	1980	1981	1982	1983	1984	1985	1986	1987

A01i: DRUGS. Tried to stop (continued)

05500	81	TRY STP NARC&FL	1B102	1B102	1B102	1B102	1B102	1B102	1B102	1B101	1B101	1B101	1B101	1B101
08910	145	12MO REDUCE ALCL	3D03A	3D03A	3D03A	3D03A	3D03A	3D03A	3D03A	3D03A	3D03A	3D03A	3D03A	3D03A
08920	145	12MO REDUCE CIG	3D03B	3D03B	3D03B	3D03B	3D03B	3D03B	3D03B	3D03B	3D03B	3D03B	3D03B	3D03B
08930	145	12MO REDUCE MARJ	3D03C	3D03C	3D03C	3D03C	3D03C	3D03C	3D03C	3D03C	3D03C	3D03C	3D03C	3D03C
08940	145	12MO REDUCE PSYC	3D03D	3D03D	3D03D	3D03D	3D03D	3D03D	3D03D	3D03D	3D03D	3D03D	3D03D	3D03D
08950	145	12MO REDUCE AMPH	3D03E	3D03E	3D03E	3D03E	3D03E	3D03E	3D03E	3D03E	3D03E	3D03E	3D03E	3D03E
08960		12MO REDUCE QUAL	3D03F	3D03F	3D03F	3D03F	3D03F	3D03F	3D03F	3D03F	3D03F	3D03F	3D03F	3D03F
08970	145	12MO REDUCE B+Q	3D03G	3D03G	3D03G	3D03G*	3D03G	3D03G	3D03G	3D03G	3D03G	3D03G	3D03G	3D03G
08980	145	12MO REDUCE COKE	3D03H	3D03H	3D03H	3D03H	3D03H	3D03H	3D03H	3D03H	3D03H	3D03H	3D03H	3D03H
08990	146	12MO REDUCE HRN	3D03I	3D03I	3D03I	3D03I	3D03I	3D03I	3D03I	3D03I	3D03I	3D03I	3D03I	3D03I
09000	146	12MO REDUCE NARC	3D03J	3D03J	3D03J	3D03J	3D03J	3D03J	3D03J	3D03J	3D03J	3D03J	3D03J	3D03J
09005	145	12MO REDUCE TRQL	3D03F	3D03F	3D03F	3D03F	3D03F	3D03F	3D03F	3D03F	3D03F	3D03F	3D03F	3D03F

A01j: DRUGS. Use on doctor's orders?

02790	61	DR TOLD TK AMPH	1B042	1B042	1B042	1B042	1B042	1B042	1B049	1B049	1B049	1B049	1B049	1B049
03280	66	DR TOLD TK BARB	1B056	1B056	1B056	1B056	1B056	1B056	1B063	1B063	1B063	1B063	1B063	1B063
03730	66	DR TOLD TK TRNQ	1B066	1B066	1B066	1B066	1B066	1B066	1B073	1B073	1B073	1B073	1B073	1B073
05020	76	DR TOLD TK NARC	1B094	1B094	1B094	1B094	1B094	1B094	1B093	1B093	1B093	1B093	1B093	1B093

A01k: DRUGS. Bad trip?

02670	57	1+ BAD TRIP LSD	1B035	1B035	1B035	1B035	1B035	1B035	1B039	1B039	1B039	1B039	1B039	1B039
-------	----	-----------------	-------	-------	-------	-------	-------	-------	-------	-------	-------	-------	-------	-------

A01l: DRUGS. Kinds of drugs

02720	59	TKN YR,MESCALIN	1B041A	1B041A	1B041A	1B041A	1B041A	1B041A	1B045A	1B045A	1B045A	1B045A	1B045A	1B045A
02730	59	TKN YR,PEYOTE	1B041B	1B041B	1B041B	1B041B	1B041B	1B041B	1B045B	1B045B	1B045B	1B045B	1B045B	1B045B
02740	59	TKN YR,PSILOCYB	1B041C	1B041C	1B041C	1B041C	1B041C	1B041C	1B045C	1B045C	1B045C	1B045C	1B045C	1B045C
02750	59	TKN YR,PCP	1B041D	1B041D	1B041D	1B041D	1B041D	1B041D	1B045D	1B045D	1B045D	1B045D	1B045D	1B045D
02760	59	TKN YR,CNCT THC	1B041E	1B041E	1B041E	1B041E	1B041E	1B041E	1B045E	1B045E	1B045E	1B045E	1B045E	1B045E
02770	59	TKN YR,OTH PSYD	1B041F	1B041F	1B041F	1B041F	1B041F	1B041F	1B045F	1B045F	1B045F	1B045F	1B045F	1B045F
02780	59	TKN YR,DK NAME	1B041G	1B041G	1B041G	1B041G	1B041G	1B041G	1B045G	1B045G	1B045G	1B045G	1B045G	1B045G
03120	64	TKN YR,BENZDRIN	1B049A	1B049A	1B049A	1B049A	1B049A	1B049A	1B056A	1B056A	1B056A	1B056A	1B056A	1B056A
03130	64	TKN YR,DEXEDRIN	1B049B	1B049B	1B049B	1B049B	1B049B	1B049B	1B056B	1B056B	1B056B	1B056B	1B056B	1B056B
03140	64	TKN YR,METHDRIN	1B049C	1B049C	1B049C	1B049C	1B049C	1B049C	1B056C	1B056C	1B056C	1B056C	1B056C	1B056C
03150	64	TKN YR,RITALIN	1B049D	1B049D	1B049D	1B049D	1B049D	1B049D	1B056D	1B056D	1B056D	1B056D	1B056D	1B056D
03160	64	TKN YR,PRELUDIN	1B049E	1B049E	1B049E	1B049E	1B049E	1B049E	1B056E	1B056E	1B056E	1B056E	1B056E	1B056E
03170	64	TKN YR,DEXAMYL	1B049F	1B049F	1B049F	1B049F	1B049F	1B049F	1B056F	1B056F	1B056F	1B056F	1B056F	1B056F
03180	64	TKN YR,METHAMPH	1B049G	1B049G	1B049G	1B049G	1B049G	1B049G	1B056G	1B056G	1B056G	1B056G	1B056G	1B056G
03185	64	TKN YR,CRYSMETH												
03190	64	TKN YR,OTH AMPH	1B049H	1B049H	1B049H	1B049H	1B049H	1B049H	1B056H	1B056H	1B056H	1B056H	1B056H	1B056H
03200	64	TKN YR,DNT KN N	1B049I	1B049I	1B049I	1B049I	1B049I	1B049I	1B056I	1B056I	1B056I	1B056I	1B056I	1B056I
03610		TKN YR,PHNOBARB	1B063A	1B063A	1B063A	1B063A	1B063A	1B063A	1B070A	1B070A	1B070A	1B070A	1B070A	1B070A
03620		TKN YR,SECONAL	1B063B	1B063B	1B063B	1B063B	1B063B	1B063B	1B070B	1B070B	1B070B	1B070B	1B070B	1B070B
03630		TKN YR,TUINAL	1B063C	1B063C	1B063C	1B063C	1B063C	1B063C	1B070C	1B070C	1B070C	1B070C	1B070C	1B070C
03640		TKN YR,NEMBUTAL	1B063D	1B063D	1B063D	1B063D	1B063D	1B063D	1B070D	1B070D	1B070D	1B070D	1B070D	1B070D
03650		TKN YR,LUMINAL	1B063E	1B063E	1B063E	1B063E	1B063E	1B063E	1B070E	1B070E	1B070E	1B070E	1B070E	1B070E
03660		TKN YR,DESBUTAL	1B063F	1B063F	1B063F	1B063F	1B063F	1B063F	1B070F	1B070F	1B070F	1B070F	1B070F	1B070F
03670		TKN YR,AMYTAL	1B063G	1B063G	1B063G	1B063G	1B063G	1B063G	1B070G	1B070G	1B070G	1B070G	1B070G	1B070G
03680		TKN YR,ADRNOCAL	1B063H	1B063H	1B063H	1B063H	1B063H	1B063H	1B070H	1B070H	1B070H	1B070H	1B070H	1B070H
03690		TKN YR,OTH BRBT	1B063I	1B063I	1B063I	1B063I	1B063I	1B063I	1B070I	1B070I	1B070I	1B070I	1B070I	1B070I
03700		TKN YR,DNT KNOW	1B063J	1B063J	1B063J	1B063J	1B063J	1B063J	1B070J	1B070J	1B070J	1B070J	1B070J	1B070J
04070	70	TKN YR,LIBRIUM	1B073A	1B073A	1B073A	1B073A	1B073A	1B073A	1B080A	1B080A	1B080A	1B080A	1B080A	1B080A
04080	70	TKN YR,VALIUM	1B073B	1B073B	1B073B	1B073B	1B073B	1B073B	1B080B	1B080B	1B080B	1B080B	1B080B	1B080B
04090	70	TKN YR,MILTOWN	1B073C	1B073C	1B073C	1B073C	1B073C	1B073C	1B080C	1B080C	1B080C	1B080C	1B080C	1B080C
04100	70	TKN YR,EQUANIL	1B073D	1B073D	1B073D	1B073D	1B073D	1B073D	1B080D	1B080D	1B080D	1B080D	1B080D	1B080D
04110	70	TKN YR,MEPRBMTE	1B073E	1B073E	1B073E	1B073E	1B073E	1B073E	1B080E	1B080E	1B080E	1B080E	1B080E	1B080E
04120	70	TKN YR,SERAX	1B073F	1B073F	1B073F	1B073F	1B073F	1B073F	1B080F	1B080F	1B080F	1B080F	1B080F	1B080F
04130	70	TKN YR,ATARAX	1B073G	1B073G	1B073G	1B073G	1B073G	1B073G	1B080G	1B080G	1B080G	1B080G	1B080G	1B080G
04140	70	TKN YR,TRANXENE	1B073H	1B073H	1B073H	1B073H	1B073H	1B073H	1B080H	1B080H	1B080H	1B080H	1B080H	1B080H
04150	70	TKN YR,VISTARIL	1B073I	1B073I	1B073I	1B073I	1B073I	1B073I	1B080I	1B080I	1B080I	1B080I	1B080I	1B080I
04160	70	TKN YR,DNT KNW	1B073J	1B073J	1B073J	1B073J	1B073J	1B073J	1B080J	1B080J	1B080J	1B080J	1B080J	1B080J
04531	75	FRM COKE-POWDER											1B90Aa	1B90Aa
04532	75	FRM COKE-FRBASE											1B90Ab	1B90Ac
04533	75	FRM COKE-PASTE											1B90Ac	1B90Ad
04534	75	FRM COKE-CRACK											1B90Ad	1B90Ab
05400	80	NARC TKN MTHDNE	1B101A	1B101A	1B101A	1B101A	1B101A	1B101A	1B100A	1B100A	1B100A	1B100A	1B100A	1B100A
05410	80	NARC TKN OPIUM	1B101B	1B101B	1B101B	1B101B	1B101B	1B101B	1B100B	1B100B	1B100B	1B100B	1B100B	1B100B
05420	80	NARC TKN MRPHNE	1B101C	1B101C	1B101C	1B101C	1B101C	1B101C	1B100C	1B100C	1B100C	1B100C	1B100C	1B100C
05430	80	NARC TKN CODEIN	1B101D	1B101D	1B101D	1B101D	1B101D	1B101D	1B100D	1B100D	1B100D	1B100D	1B100D	1B100D
05440	80	NARC TKN DEMROL	1B101E	1B101E	1B101E	1B101E	1B101E	1B101E	1B100E	1B100E	1B100E	1B100E	1B100E	1B100E
05450	80	NARC TKN PARGRC	1B101F	1B101F	1B101F	1B101F	1B101F	1B101F	1B100F	1B100F	1B100F	1B100F	1B100F	1B100F
05460	80	NARC TKN TALWIN	1B101G	1B101G	1B101G	1B101G	1B101G	1B101G	1B100G	1B100G	1B100G	1B100G	1B100G	1B100G
05470	80	NARC TKN LDANUM	1B101H	1B101H	1B101H	1B101H	1B101H	1B101H	1B100H	1B100H	1B100H	1B100H	1B100H	1B100H
05480	80	NARC TKN OTHER	1B101I	1B101I	1B101I	1B101I	1B101I	1B101I	1B100I	1B100I	1B100I	1B100I	1B100I	1B100I
05490	80	NARC TKN DNT KN	1B101J	1B101J	1B101J	1B101J	1B101J	1B101J	1B100J	1B100J	1B100J	1B100J	1B100J	1B100J
30060	231	CIG BRAND TODAY												
30065		USUAL CIG BRAND												

02720	59	TKN YR,MESCALIN	1B045A	1B045A	1B045A	1B045A	1B045A	1B045A	1B045A	1B045A	1B045A	1B045A	1B045A	1B045A
02730	59	TKN YR,PEYOTE	1B045B	1B045B	1B045B	1B045B	1B045B	1B045B	1B045B	1B045B	1B045B	1B045B	1B045B	1B045B
02740	59	TKN YR,PSILOCYB	1B045C	1B045C	1B045C	1B045C	1B045C	1B045C	1B045C	1B045C	1B045C	1B045C	1B045C	1B045C
02750	59	TKN YR,PCP	1B045D	1B045D	1B045D	1B045D	1B045D	1B045D	1B045D	1B045D	1B045D	1B045D	1B045D	1B045D
02760	59	TKN YR,CNCT THC	1B045E	1B045E	1B045E	1B045E	1B045E	1B045E	1B045E	1B045E	1B045E	1B045E	1B045E	1B045E
02770	59	TKN YR,OTH PSYD	1B045F	1B045F	1B045F	1B045F	1B045F	1B045F	1B045F	1B045F	1B045F	1B045F	1B045F	1B045F
02780	59	TKN YR,DK NAME	1B045G	1B045G	1B045G	1B045G	1B045G	1B045G	1B045G	1B045G	1B045G	1B045G	1B045G	1B045G
03120	64	TKN YR,BENZDRIN	1B056A	1B056A	1B056A	1B056A	1B056A	1B056A	1B056A	1B056A	1B056A	1B056A	1B056A	1B056A
03130	64	TKN YR,DEXEDRIN	1B056B	1B056B	1B056B	1B056B	1B056B	1B056B	1B056B	1B056B	1B056B	1B056B	1B056B	1B056B
03140	64	TKN YR,METHDRIN	1B056C	1B056C	1B056C	1B056C	1B056C	1B056C	1B056C	1B056C	1B056C	1B056C	1B056C	1B056C
03150	64	TKN YR,RITALIN	1B056D	1B056D	1B056D	1B056D	1B056D	1B056D	1B056D	1B056D	1B056D	1B056D	1B056D	1B056D
03160	64	TKN YR,PRELUDIN	1B056E	1B056E	1B056E	1B056E	1B056E	1B056E	1B056E	1B056E	1B056E	1B056E	1B056E	1B056E
03170	64	TKN YR,DEXAMYL	1B056F	1B056F	1B056F	1B056F	1B056F	1B056F	1B056F	1B056F	1B056F	1B056F	1B056F	1B056F
03180	64	TKN YR,METHAMPH	1B056G	1B056G	1B056G	1B056G	1B056G	1B056G	1B056G	1B056G	1B056G	1B056G	1B056G	1B056G
03185	64	TKN YR,CRYSMETH	1B056H	1B056H	1B056H	1B056H	1B056H	1B056H	1B056H	1B056H	1B056H	1B056H	1B056H	1B056H
03190	64	TKN YR,OTH AMPH	1B056I	1B056I	1B056I	1B056I	1B056I	1B056I	1B056I	1B056I	1B056I	1B056I	1B056I	1B056I
03200	64	TKN YR,DNT KN N	1B056J	1B056J	1B056J	1B056J	1B056J	1B056J	1B056J	1B056J	1B056J	1B056J	1B056J	1B056J
03610		TKN YR,PHNOBARB	1B070A	1B070A										
03620		TKN YR,SECONAL	1B070B	1B070B										
03630		TKN YR,TUINAL	1B070C	1B070C										
03640		TKN YR,NEMBUTAL	1B070D	1B070D										
03650		TKN YR,LUMINAL	1B070E	1B070E										
03660		TKN YR,DESBUTAL	1B070F	1B070F										
03670		TKN YR,AMYTAL	1B070G	1B070G										
03680		TKN YR,ADRNOCAL	1B070H	1B070H										
03690		TKN YR,OTH BRBT	1B070I	1B070I										
03700		TKN YR,DNT KNOW	1B070J	1B070J										
04070	70	TKN YR,LIBRIUM	1B080A	1B080A	1B071A	1B071A	1B071A	1B071A	1B071A	1B071A	1B071A	1B071A	1B071A	1B071A
04080	70	TKN YR,VALIUM	1B080B	1B080B	1B071B	1B071B	1B071B	1B071B	1B071B	1B071B	1B071B	1B071B	1B071B	1B071B
04090	70	TKN YR,MILTOWN	1B080C	1B080C	1B071C	1B071C	1B071C	1B071C	1B071C	1B071C	1B071C	1B071C	1B071C	1B071C
04100	70	TKN YR,EQUANIL	1B080D	1B080D	1B071D	1B071D	1B071D	1B071D	1B071D	1B071D	1B071D	1B071D	1B071D	1B071D
04110	70	TKN YR,MEPRBMTE	1B080E	1B080E	1B071E	1B071E	1B071E	1B071E	1B071E	1B071E	1B071E	1B071E	1B071E	1B071E
04120	70	TKN YR,SERAX	1B080F	1B080F	1B071F	1B071F	1B071F	1B071F	1B071F	1B071F	1B071F	1B071F	1B071F	1B071F
04130	70	TKN YR,ATARAX	1B080G	1B080G	1B071G	1B071G	1B071G	1B071G	1B071G	1B071G	1B071G	1B071G	1B071G	1B071G
04140	70	TKN YR,TRANXENE	1B080H	1B080H	1B071H	1B071H	1B071H	1B071H	1B071H	1B071H	1B071H	1B071H	1B071H	1B071H
04150	70	TKN YR,VISTARIL	1B080I	1B080I	1B071I	1B071I	1B071I	1B071I	1B071I	1B071I	1B071I	1B071I	1B071I	1B071I
04160	70	TKN YR,DNT KNW	1B080J	1B080J	1B071J	1B071J	1B071J	1B071J	1B071J	1B071J	1B071J	1B071J	1B071J	1B071J
04531	75	FRM COKE-POWDER	1B90Aa	1B90Aa	1B083A	1B083A	1B083A	1B083A	1B083A	1B083A	1B083A	1B083A	1B083A	1B083A
04532	75	FRM COKE-FRBASE	1B90Ac	1B90Ac	1B083C	1B083C	1B083C	1B083C	1B083C	1B083C	1B083C	1B083C	1B083C	1B083C
04533	75	FRM COKE-PASTE	1B90Ad	1B90Ad	1B083D	1B083D	1B083D	1B083D	1B083D	1B083D	1B083D	1B083D	1B083D	1B083D
04534	75	FRM COKE-CRACK	1B90Ab	1B90Ab	1B083B	1B083B	1B083B	1B083B	1B083B	1B083B	1B083B	1B083B	1B083B	1B083B
05400	80	NARC TKN MTHDNE	1B100A	1B100A	1B094A	1B094A	1B094A	1B094A	1B094A	1B094A	1B094A	1B094A	1B094A	1B094A
05410	80	NARC TKN OPIUM	1B100B	1B100B	1B094B	1B094B	1B094B	1B094B	1B094B	1B094B	1B094B	1B094B	1B094B	1B094B
05420	80	NARC TKN MRPHNE	1B100C	1B100C	1B094C	1B094C	1B094C	1B094C	1B094C	1B094C	1B094C	1B094C	1B094C	1B094C
05430	80	NARC TKN CODEIN	1B100D	1B100D	1B094D	1B094D	1B094D	1B094D	1B094D	1B094D	1B094D	1B094D	1B094D	1B094D
05440	80	NARC TKN DEMROL	1B100E	1B100E	1B094E	1B094E	1B094E	1B094E	1B094E	1B094E	1B094E	1B094E	1B094E	1B094E
05450	80	NARC TKN PARGRC	1B100F	1B100F	1B094F	1B094F	1B094F	1B094F	1B094F	1B094F	1B094F	1B094F	1B094F	1B094F
05460	80	NARC TKN TALWIN	1B100G	1B100G	1B094G	1B094G	1B094G	1B094G	1B094G	1B094G	1B094G	1B094G	1B094G	1B094G
05470	80	NARC TKN LDANUM	1B100H	1B100H	1B094H	1B094H	1B094H	1B094H	1B094H	1B094H	1B094H	1B094H	1B094H	1B094H
05480	80	NARC TKN OTHER	1B100I	1B100I	1B094I	1B094I	1B094I	1B094I	1B094I	1B094I	1B094I	1B094I	1B094I	1B094I
05490	80	NARC TKN DNT KN	1B100J	1B100J	1B094J	1B094J	1B094J	1B094J	1B094J	1B094J	1B094J	1B094J	1B094J	1B094J
30060	231	CIG BRAND TODAY												
30065		USUAL CIG BRAND												

MONITORING THE FUTURE

[illegible]**A01I: DRUGS. Kinds of drugs** (continued)[illegible]

A01m: DRUGS, Cost

[illegible]

A02a: DRUGS. Friends' use

07070	84	ALL FRD SMK CIG												
07070	113	ALL FRD SMK CIGS	2D06A	2D06A	2D06A	2D06A	2D06A	2D06A	2D06A	2D06A	2D06A	2D06A	2D06A	2D06A
07070	147	ALL FRD SMK CIGS												
07070	244	ALL FRD SMK CIGS												
07080	84	ALL FRD SMK MAR												
07080	114	ALL FRD SMK MARJ	2D06B	2D06B	2D06B	2D06B	2D06B	2D06B	2D06B	2D06B	2D06B	2D06B	2D06B	2D06B
07080	147	ALL FRD SMK MARJ												
07080	245	ALL FRD SMK MARJ												
07090	114	ALL FRD TAKE LSD	2D06C	2D06C	2D06C	2D06C	2D06C	2D06C	2D06C	2D06C	2D06C	2D06C	2D06C	2D06C
07090		ALL FRD TAKE LSD												
07100	114	ALL FRD TK PSYDL	2D06D	2D06D	2D06D	2D06D	2D06D	2D06D	2D06D	2D06D	2D06D	2D06D	2D06D	2D06D
07100		ALL FRD TK PSYDL												
07110	114	ALL FRD TK AMPH	2D06E	2D06E	2D06E	2D06E	2D06E	2D06E	2D06E	2D06E	2D06E	2D06E	2D06E	2D06E
07110		ALL FRD TK AMPH												
07120	114	ALL FRD TK QUALD	2D06F	2D06F	2D06F	2D06F	2D06F	2D06F	2D06F	2D06F	2D06F	2D06F	2D06F	2D06F
07120														
07130	114	ALL FRD TK BARBT	2D06G	2D06G	2D06G	2D06G	2D06G	2D06G	2D06G	2D06G	2D06G	2D06G	2D06G	2D06G
07130		ALL FRD TK BARBT												
07140	114	ALL FRD TK TRNQL	2D06H	2D06H	2D06H	2D06H	2D06H	2D06H	2D06H	2D06H	2D06H	2D06H	2D06H	2D06H
07140		ALL FRD TK TRNQL												
07150	115	ALL FRD TK COKE	2D06I	2D06I	2D06I	2D06I	2D06I	2D06I	2D06I	2D06I	2D06I	2D06I	2D06I	2D06I
07151	84	# FRNDS TK CRAC												
07151	115	# FRNDS TK CRACK												2E01A
07151	147	# FRNDS TK CRACK												
07151	245	# FRNDS TK CRACK												
07160	115	ALL FRD TK HERON	2D06J	2D06J	2D06J	2D06J	2D06J	2D06J	2D06J	2D06J	2D06J	2D06J	2D06J	2D06J
07160		ALL FRD TK HERON												
07170	115	ALL FRD TK NARC	2D06K	2D06K	2D06K	2D06K	2D06K	2D06K	2D06K	2D06K	2D06K	2D06K	2D06K	2D06K
07170		ALL FRD TK NARC												
07180	115	ALL FRD TK INHL	2D06L	2D06L	2D06L	2D06L	2D06L	2D06L	2D06L	2D06L	2D06L	2D06L	2D06L	2D06L
07180	245	ALL FRD TK INHL												
07190	85	ALL FRD DRK ALC												
07190	115	ALL FRD DRK ALCL	2D06M	2D06M	2D06M	2D06M	2D06M	2D06M	2D06M	2D06M	2D06M	2D06M	2D06M	2D06M
07190	147	ALL FRD DRK ALCL												
07190		ALL FRD DRK ALCL												
07200	85	ALL FRD GT DRUN												
07200	115	ALL FRD GT DRUNK	2D06N	2D06N	2D06N	2D06N	2D06N	2D06N	2D06N	2D06N	2D06N	2D06N	2D06N	2D06N
07200	147	ALL FRD GT DRUNK												
07200		ALL FRD GT DRUNK												
07201	116	# FRNDS TAKE PCP				2E01A	2E01A	2E01A	2E01A	2E01A	2E01A	2E01A	2E01A	2E01B
07201		# FRNDS TAKE PCP												
07202	116	# FRNDS TK PPRS				2E01B	2E01B	2E01B	2E01B	2E01B	2E01B	2E01B	2E01B	2E01C
07202		# FRNDS TK PPRS												
23020	245	ALL FRD TK MDMA												
23030	245	ALL FRD TK STERS												
23990	85	# FRNDS TK C PW												
23990	147	# FRNDS TK C PWD												
23990	245	# FRNDS TK C PWD												
24500	245	ALL FRD TK ICE												

A02b: DRUGS. Exposure to users

[illegible]

275

[illegible]

A02b: DRUGS. Exposure to users (continued)

A02c: DRUGS. Exposure through the media

A03a: DRUGS. Availability

A03b: DRUGS, Purchase

A04a: DRUGS. Expected future use among all respondents

[illegible]

277

A02b: DRUGS. Exposure to users (continued)

A02c: DRUGS. Exposure through the media

A03a: DRUGS. Availability

A03b: DRUGS, Purchase

A04a: DRUGS. Expected future use among all respondents

[illegible]

Item Refer- ence Number	Page Loc. in this Volume	ITEM DESCRIPTION (ABBREVIATED)	QUESTIONNAIRE LOCATION BY YEAR (FORM, SECTION, AND QUESTION NUMBER)											
			1976	1977	1978	1979	1980	1981	1982	1983	1984	1985	1986	1987

A04a: DRUGS. Expected future use among all respondents (continued)

01710	233	NO SMK IN 5 YR												
02030	50	NO ALC IN 5 YR	1B017	1B017	1B017	1B017	1B017	1B017	1B017	1B017	1B017	1B017	1B017	1B017
02390	55	NO MJ/HSN IN5YR	1B028	1B028	1B028	1B028	1B028	1B028	1B032	1B032	1B032	1B032	1B032	1B032
02690	58	NO LSD IN 5 YRS	1B037	1B037	1B037	1B037	1B037	1B037	1B041	1B041	1B041	1B041	1B041	1B041
03250	65	NO AMPH IN 5YR	1B052	1B052	1B052	1B052	1B052	1B052	1B059	1B059	1B059	1B059	1B059	1B059
03720	66	NO BARB IN 5YR	1B065	1B065	1B065	1B065	1B065	1B065	1B072	1B072	1B072	1B072	1B072	1B072
04180	71	NO TRNQ IN 5YR	1B075	1B075	1B075	1B075	1B075	1B075	1B082	1B082	1B082	1B082	1B082	1B082
04600	76	NO COKE IN 5YR	1B084	1B084	1B084	1B084	1B084	1B084	1B091	1B091	1B091	1B091	1B091	1B091
05010		NO HER IN 5 YR	1B093	1B093	1B093	1B093	1B093	1B093						
05560	81	NO NARC IN 5YR	1B104	1B104	1B104	1B104	1B104	1B104	1B103	1B103	1B103	1B103	1B103	1B103
09010	146	NXT 12MOS USE MJ		3D04	3D04	3D04	3D04	3D04	3D04	3D04	3D04	3D04	3D04	3D04
23820		CIGS IN NXT 3MOS												
23830		ALCOHOL NXT 3MOS												
23840		MARIJ NEXT 3MOS												
23850		CRACK NEXT 3MOS												
23860		COK PWD NXT 3MOS												
23870		OTH DRG NXT 3MOS												
23880		STERIOD NXT 3MOS												
24000		NXT 12M USE CRCK												
24190	245	NXT 12M USE PWDR												
24440	242	FUTR SMOKE CIGS												
24450	242	FUTR DRINK ALCOL												
24460	242	FUTR TRY/USE MJ												
24470	242	FUTR TRY/USE CRK												
24480	242	FUTR TRY/US COKP												
24490	242	FUTR TR/U OTH DG												
30130	233	NEVER CIG ADDICT												
30140	233	QUIT CIG WN WANT												
30150	233	SMK -DANGER QUIT												
30290	235	ANTISMK ADS<LKLY												

A04b: DRUGS. Expected future use among nonusers

30120	233	START SMK THISYR												
-------	-----	------------------	--	--	--	--	--	--	--	--	--	--	--	--

A05a: DRUGS. Conditions of use—Alone

01720	47	#X/YR ALC ALONE	1B008A	1B008A	1B008A	1B008A	1B008A	1B008A	1B008A	1B008A	1B008A	1B008A	1B008A	1B008A
02100	51	#X/YR MJ ALONE	1B020A	1B020A	1B020A	1B020A	1B020A	1B020A	1B020A	1B020A	1B020A	1B020A	1B020A	1B020A
02400	55	#X/YR LSD ALONE	1B030A	1B030A	1B030A	1B030A	1B030A	1B030A	1B034A	1B034A	1B034A	1B034A	1B034A	1B034A
02800	62	#X/YR AMPH ALNE	1B044A	1B044A	1B044A	1B044A	1B044A	1B044A	1B051A	1B051A	1B051A	1B051A	1B051A	1B051A
03290		#X/YR BRBT ALNE	1B058A	1B058A	1B058A	1B058A	1B058A	1B058A	1B065A	1B065A	1B065A	1B065A	1B065A	1B065A
03740	67	#X/YR TRQL ALNE	1B068A	1B068A	1B068A	1B068A	1B068A	1B068A	1B075A	1B075A	1B075A	1B075A	1B075A	1B075A
04190	72	#X/YR COKE ALNE	1B077A	1B077A	1B077A	1B077A	1B077A	1B077A	1B084A	1B084A	1B084A	1B084A	1B084A	1B084A
04610		#X/YR HER ALONE	1B086A	1B086A	1B086A	1B086A	1B086A	1B086A						
05030	77	#X/YR NARC ALNE	1B096A	1B096A	1B096A	1B096A	1B096A	1B096A	1B095A	1B095A	1B095A	1B095A	1B095A	1B095A

A05b: DRUGS. Conditions of use—With others

01730	47	#X/YR ALC-2 PPL	1B008B	1B008B	1B008B	1B008B	1B008B	1B008B	1B008B	1B008B	1B008B	1B008B	1B008B	1B008B
01750	47	#X/YR ALC-DT/SP	1B008D	1B008D	1B008D	1B008D	1B008D	1B008D	1B008D	1B008D	1B008D	1B008D	1B008D	1B008D
01760	47	#X/YR ALC-ADLT	1B008E	1B008E	1B008E	1B008E	1B008E	1B008E	1B008E	1B008E	1B008E	1B008E	1B008E	1B008E
02110	51	#X/YR MJ-2 PPL	1B020B	1B020B	1B020B	1B020B	1B020B	1B020B	1B020B	1B020B	1B020B	1B020B	1B020B	1B020B
02130	52	#X/YR MJ-DT/SP	1B020D	1B020D	1B020D	1B020D	1B020D	1B020D	1B020D	1B020D	1B020D	1B020D	1B020D	1B020D
02140	52	#X/YR MJ-ADLT	1B020E	1B020E	1B020E	1B020E	1B020E	1B020E	1B020E	1B020E	1B020E	1B020E	1B020E	1B020E
02410	55	#X/YR LSD-2 PPL	1B030B	1B030B	1B030B	1B030B	1B030B	1B030B	1B034B	1B034B	1B034B	1B034B	1B034B	1B034B
02430	56	#X/YR LSD-DT/SP	1B030D	1B030D	1B030D	1B030D	1B030D	1B030D	1B034D	1B034D	1B034D	1B034D	1B034D	1B034D
02440	56	#X/YR LSD-ADLT	1B030E	1B030E	1B030E	1B030E	1B030E	1B030E	1B034E	1B034E	1B034E	1B034E	1B034E	1B034E
02810	62	#X/YR AMPH-2PPL	1B044B	1B044B	1B044B	1B044B	1B044B	1B044B	1B051B	1B051B	1B051B	1B051B	1B051B	1B051B
02830	62	#X/YR AMPH-DT/S	1B044D	1B044D	1B044D	1B044D	1B044D	1B044D	1B051D	1B051D	1B051D	1B051D	1B051D	1B051D
02840	62	#X/YR AMPH-ADLT	1B044E	1B044E	1B044E	1B044E	1B044E	1B044E	1B051E	1B051E	1B051E	1B051E	1B051E	1B051E
03300		#X/YR BRBT-2PPL	1B058B	1B058B	1B058B	1B058B	1B058B	1B058B	1B065B	1B065B	1B065B	1B065B	1B065B	1B065B
03320		#X/YR BRBT-DT/S	1B058D	1B058D	1B058D	1B058D	1B058D	1B058D	1B065D	1B065D	1B065D	1B065D	1B065D	1B065D
03330		#X/YR BRBT-ADLT	1B058E	1B058E	1B058E	1B058E	1B058E	1B058E	1B065E	1B065E	1B065E	1B065E	1B065E	1B065E
03750	67	#X/YR TRQL-2PPL	1B068B	1B068B	1B068B	1B068B	1B068B	1B068B	1B075B	1B075B	1B075B	1B075B	1B075B	1B075B
03770	68	#X/YR TRQL-DT/S	1B068D	1B068D	1B068D	1B068D	1B068D	1B068D	1B075D	1B075D	1B075D	1B075D	1B075D	1B075D
03780	68	#X/YR TRQL-ADLT	1B068E	1B068E	1B068E	1B068E	1B068E	1B068E	1B075E	1B075E	1B075E	1B075E	1B075E	1B075E
04200	72	#X/YR COKE-2PPL	1B077B	1B077B	1B077B	1B077B	1B077B	1B077B	1B084B	1B084B	1B084B	1B084B	1B084B	1B084B
04220	72	#X/YR COKE-DT/S	1B077D	1B077D	1B077D	1B077D	1B077D	1B077D	1B084D	1B084D	1B084D	1B084D	1B084D	1B084D
04230	73	#X/YR COKE-ADLT	1B077E	1B077E	1B077E	1B077E	1B077E	1B077E	1B084E	1B084E	1B084E	1B084E	1B084E	1B084E
04620		#X/YR HER-2 PPL	1B086B	1B086B	1B086B	1B086B	1B086B	1B086B						
04640		#X/YR HER-DA/SP	1B086D	1B086D	1B086D	1B086D	1B086D	1B086D						
04650		#X/YR HER-ADULT	1B086E	1B086E	1B086E	1B086E	1B086E	1B086E						
05040	77	#X/YR NARC-2PPL	1B096B	1B096B	1B096B	1B096B	1B096B	1B096B	1B095B	1B095B	1B095B	1B095B	1B095B	1B095B
05060	78	#X/YR NARC-DT/S	1B096D	1B096D	1B096D	1B096D	1B096D	1B096D	1B095D	1B095D	1B095D	1B095D	1B095D	1B095D
05070	78	#X/YR NARC-ADLT	1B096E	1B096E	1B096E	1B096E	1B096E	1B096E	1B095E	1B095E	1B095E	1B095E	1B095E	1B095E

A04a: DRUGS. Expected future use among all respondents (continued)

A04b: DRUGS. Expected future use among nonusers

A05a: DRUGS. Conditions of use—Alone

A05b: DRUGS. Conditions of use—With others

[illegible]

Item Refer- ence Number	Page Loc. in this Volume	ITEM DESCRIPTION (ABBREVIATED)	QUESTIONNAIRE LOCATION BY YEAR (FORM, SECTION, AND QUESTION NUMBER)											
			1976	1977	1978	1979	1980	1981	1982	1983	1984	1985	1986	1987

A05c: DRUGS. Settings of use (at school, at home, etc.)

01740	47	#X/YR ALC@PARTY	1B008C	1B008C	1B008C	1B008C	1B008C	1B008C	1B008C	1B008C	1B008C	1B008C	1B008C	1B008C
01770	47	#X/YR ALC-DATIM	1B008F	1B008F	1B008F	1B008F	1B008F	1B008F	1B008F	1B008F	1B008F	1B008F	1B008F	1B008F
01780	48	#X/YR ALC@HOME	1B008G	1B008G	1B008G	1B008G	1B008G	1B008G	1B008G	1B008G	1B008G	1B008G	1B008G	1B008G
01790	48	#X/YR ALC@SCHL	1B008H	1B008H	1B008H	1B008H	1B008H	1B008H	1B008H	1B008H	1B008H	1B008H	1B008H	1B008H
01810	48	#X/YR ALCIN CAR	1B008I	1B008I	1B008I	1B008I	1B008I	1B008I	1B008I	1B008I	1B008I	1B008I	1B008I	1B008I
02120	52	#X/YR MJ@PARTY	1B020C	1B020C	1B020C	1B020C	1B020C	1B020C	1B020C	1B020C	1B020C	1B020C	1B020C	1B020C
02150	52	#X/YR MJ-DATIM	1B020F	1B020F	1B020F	1B020F	1B020F	1B020F	1B020F	1B020F	1B020F	1B020F	1B020F	1B020F
02160	52	#X/YR MJ@HOME	1B020G	1B020G	1B020G	1B020G	1B020G	1B020G	1B020G	1B020G	1B020G	1B020G	1B020G	1B020G
02170	52	#X/YR MJ@SCHL	1B020H	1B020H	1B020H	1B020H	1B020H	1B020H	1B020H	1B020H	1B020H	1B020H	1B020H	1B020H
02190	52	#X/YR MJIN CAR	1B020I	1B020I	1B020I	1B020I	1B020I	1B020I	1B020I	1B020I	1B020I	1B020I	1B020I	1B020I
02420	56	#X/YR LSD@PARTY	1B030C	1B030C	1B030C	1B030C	1B030C	1B030C	1B034C	1B034C	1B034C	1B034C	1B034C	1B034C
02450	56	#X/YR LSD-DATIM	1B030F	1B030F	1B030F	1B030F	1B030F	1B030F	1B034F	1B034F	1B034F	1B034F	1B034F	1B034F
02460	56	#X/YR LSD@HOME	1B030G	1B030G	1B030G	1B030G	1B030G	1B030G	1B034G	1B034G	1B034G	1B034G	1B034G	1B034G
02470	56	#X/YR LSD@SCHL	1B030H	1B030H	1B030H	1B030H	1B030H	1B030H	1B034H	1B034H	1B034H	1B034H	1B034H	1B034H
02490	56	#X/YR LSDIN CAR	1B030I	1B030I	1B030I	1B030I	1B030I	1B030I	1B034I	1B034I	1B034I	1B034I	1B034I	1B034I
02820	62	#X/YR AMPH@PRTY	1B044C	1B044C	1B044C	1B044C	1B044C	1B044C	1B051C	1B051C	1B051C	1B051C	1B051C	1B051C
02850	62	#X/YR AMPH-DATM	1B044F	1B044F	1B044F	1B044F	1B044F	1B044F	1B051F	1B051F	1B051F	1B051F	1B051F	1B051F
02860	63	#X/YR AMPH@HOME	1B044G	1B044G	1B044G	1B044G	1B044G	1B044G	1B051G	1B051G	1B051G	1B051G	1B051G	1B051G
02880	63	#X/YR AMPH@SCHL	1B044H	1B044H	1B044H	1B044H	1B044H	1B044H	1B051H	1B051H	1B051H	1B051H	1B051H	1B051H
02890	63	#X/YR AMPH@CAR	1B044I	1B044I	1B044I	1B044I	1B044I	1B044I	1B051I	1B051I	1B051I	1B051I	1B051I	1B051I
03310		#X/YR BRBT@PRTY	1B058C	1B058C	1B058C	1B058C	1B058C	1B058C	1B065C	1B065C	1B065C	1B065C	1B065C	1B065C
03340		#X/YR BRBT-DATM	1B058F	1B058F	1B058F	1B058F	1B058F	1B058F	1B065F	1B065F	1B065F	1B065F	1B065F	1B065F
03350		#X/YR BRBT@HOME	1B058G	1B058G	1B058G	1B058G	1B058G	1B058G	1B065G	1B065G	1B065G	1B065G	1B065G	1B065G
03360		#X/YR BRBT@SCHL	1B058H	1B058H	1B058H	1B058H	1B058H	1B058H	1B065H	1B065H	1B065H	1B065H	1B065H	1B065H
03380		#X/YR BRBT@CAR	1B058I	1B058I	1B058I	1B058I	1B058I	1B058I	1B065I	1B065I	1B065I	1B065I	1B065I	1B065I
03760	68	#X/YR TRQL@PRTY	1B068C	1B068C	1B068C	1B068C	1B068C	1B068C	1B075C	1B075C	1B075C	1B075C	1B075C	1B075C
03790	68	#X/YR TRQL-DATM	1B068F	1B068F	1B068F	1B068F	1B068F	1B068F	1B075F	1B075F	1B075F	1B075F	1B075F	1B075F
03800	68	#X/YR TRQL@HOME	1B068G	1B068G	1B068G	1B068G	1B068G	1B068G	1B075G	1B075G	1B075G	1B075G	1B075G	1B075G
03810	68	#X/YR TRQL@SCHL	1B068H	1B068H	1B068H	1B068H	1B068H	1B068H	1B075H	1B075H	1B075H	1B075H	1B075H	1B075H
03830	68	#X/YR TRQL@CAR	1B068I	1B068I	1B068I	1B068I	1B068I	1B068I	1B075I	1B075I	1B075I	1B075I	1B075I	1B075I
04210	72	#X/YR COKE@PRTY	1B077C	1B077C	1B077C	1B077C	1B077C	1B077C	1B084C	1B084C	1B084C	1B084C	1B084C	1B086C
04240	73	#X/YR COKE-DATM	1B077F	1B077F	1B077F	1B077F	1B077F	1B077F	1B084F	1B084F	1B084F	1B084F	1B084F	1B086F
04250	73	#X/YR COKE@HOME	1B077G	1B077G	1B077G	1B077G	1B077G	1B077G	1B084G	1B084G	1B084G	1B084G	1B084G	1B086G
04260	73	#X/YR COKE@SCHL	1B077H	1B077H	1B077H	1B077H	1B077H	1B077H	1B084H	1B084H	1B084H	1B084H	1B084H	1B086H
04280	73	#X/YR COKE@CAR	1B077I	1B077I	1B077I	1B077I	1B077I	1B077I	1B084I	1B084I	1B084I	1B084I	1B084I	1B086I
04630		#X/YR HER@PARTY	1B086C	1B086C	1B086C	1B086C	1B086C	1B086C						
04660		#X/YR HER-DATIM	1B086F	1B086F	1B086F	1B086F	1B086F	1B086F						
04670		#X/YR HER@HOME	1B086G	1B086G	1B086G	1B086G	1B086G	1B086G						
04680		#X/YR HER@SCHL	1B086H	1B086H	1B086H	1B086H	1B086H	1B086H						
04700		#X/YR HER@CAR	1B086I	1B086I	1B086I	1B086I	1B086I	1B086I						
05050	77	#X/YR NARC@PRTY	1B096C	1B096C	1B096C	1B096C	1B096C	1B096C	1B095C	1B095C	1B095C	1B095C	1B095C	1B095C
05080	78	#X/YR NARC-DATM	1B096F	1B096F	1B096F	1B096F	1B096F	1B096F	1B095F	1B095F	1B095F	1B095F	1B095F	1B095F
05090	78	#X/YR NARC@HOME	1B096G	1B096G	1B096G	1B096G	1B096G	1B096G	1B095G	1B095G	1B095G	1B095G	1B095G	1B095G
05100	78	#X/YR NARC@SCHL	1B096H	1B096H	1B096H	1B096H	1B096H	1B096H	1B095H	1B095H	1B095H	1B095H	1B095H	1B095H
05120	78	#X/YR NARC @CAR	1B096I	1B096I	1B096I	1B096I	1B096I	1B096I	1B095I	1B095I	1B095I	1B095I	1B095I	1B095I
21940	215	PARTY-YOU HI ALC									5E08D	5E08D	5E08D	5E08D
21990	215	PARTY-YOU HI MJ									5E08I	5E08I	5E08I	5E08I
22030	216	PARTY-YOU HI OTD									5E08M	5E08M	5E08M	5E08M
22060	216	PRF PTY-U HI ALC									5E09B	5E09B	5E09B	5E09B
22080	217	PRF PTY-U USE MJ									5E09D	5E09D	5E09D	5E09D
22100	217	PR PTY-U USE OTD									5E09F	5E09F	5E09F	5E09F
25690	109	4WKS ALC@SCHOOL												
25700	110	4WKS MJ/OTD@SCHL												
25710	110	4WKS TOBACCO@SCH												
30910		#X/YR ALC@PARK/B												
30920		#X/YR ALC@BAR/RT												
30930		#X/YR MJ@PARK/B												

A05d: DRUGS. Mode of drug administration

03210	64	MTHD AMPH-MOUTH	1B050A	1B050A	1B050A	1B050A	1B050A	1B050A	1B057A	1B057A	1B057A	1B057A	1B057A	1B057A
03215	64	MTHD AMPH-SMOKG												
03220	64	MTHD AMPH-INJCT	1B050B	1B050B	1B050B	1B050B	1B050B	1B050B	1B057B	1B057B	1B057B	1B057B	1B057B	1B057B
03230	64	MTHD AMPH-OTHER	1B050C	1B050C	1B050C	1B050C	1B050C	1B050C	1B057C	1B057C	1B057C	1B057C	1B057C	1B057C
04550	75	MTHD COKE SNORT	1B083A	1B083A	1B083A	1B083A	1B083A	1B083A	1B090A	1B090A	1B090A	1B090A	1B090A	1B090A
04560	75	MTHD COKE-SMOKE	1B083B	1B083B	1B083B	1B083B	1B083B	1B083B	1B090B	1B090B	1B090B	1B090B	1B090B	1B090B
04570	75	MTHD COKE-INJCT	1B083C	1B083C	1B083C	1B083C	1B083C	1B083C	1B090C	1B090C	1B090C	1B090C	1B090C	1B090C
04575	75	MTHD COKE-INHAL												
04580	75	MTHD COKE-MOUTH	1B083D	1B083D	1B083D	1B083D	1B083D	1B083D	1B090D	1B090D	1B090D	1B090D	1B090D	1B090D
04590	75	MTHD COKE-OTHER	1B083E	1B083E	1B083E	1B083E	1B083E	1B083E	1B090E	1B090E	1B090E	1B090E	1B090E	1B090E
04960		METHD HRN SNORT	1B092A	1B092A	1B092A	1B092A	1B092A	1B092A						
04970		METHD HRN-SMOKE	1B092B	1B092B	1B092B	1B092B	1B092B	1B092B						
04980		METHD HRN-INJCT	1B092C	1B092C	1B092C	1B092C	1B092C	1B092C						
04990		METHD HRN-MOUTH	1B092D	1B092D	1B092D	1B092D	1B092D	1B092D						
05000		METHD HRN-OTHER	1B092E	1B092E	1B092E	1B092E	1B092E	1B092E						
05510	81	METH NARC SNORT	1B103A	1B103A	1B103A	1B103A	1B103A	1B103A	1B102A	1B102A	1B102A	1B102A	1B102A	1B102A
05520	81	METH NARC SMOKE	1B103B	1B103B	1B103B	1B103B	1B103B	1B103B	1B102B	1B102B	1B102B	1B102B	1B102B	1B102B
05530	81	METH NARC INJCT	1B103C	1B103C	1B103C	1B103C	1B103C	1B103C	1B102C	1B102C	1B102C	1B102C	1B102C	1B102C
05540	81	METH NARC MOUTH	1B103D	1B103D	1B103D	1B103D	1B103D	1B103D	1B102D	1B102D	1B102D	1B102D	1B102D	1B102D

[illegible]

A05c: DRUGS. Settings of use (at school, at home, etc.)

[illegible]

A05d: DRUGS. Mode of drug administration

[illegible]

A05d: DRUGS. Mode of drug administration (continued)

A06a: DRUGS. Reasons for use

[illegible]

[illegible]

A05d: DRUGS. Mode of drug administration (continued)

[illegible]

A06a: DRUGS. Reasons for use

01820		48	ALC EXPERIMENT	1B009A	1B009A	1B009A	1B009A	1B009A	1B009A	1B009A	1B009A	1B009A	1B009A	1B009A	1B009A
01830		48	ALC RELAX	1B009B	1B009B	1B009B	1B009B	1B009B	1B009B	1B009B	1B009B	1B009B	1B009B	1B009B	1B009B
01840		48	ALC GET HIGH	1B009C	1B009C	1B009C	1B009C	1B009C	1B009C	1B009C	1B009C	1B009C	1B009C	1B009C	1B009C
01850		48	ALC SEEK INSGHT	1B009D	1B009D	1B009D	1B009D	1B009D	1B009D	1B009D	1B009D	1B009D	1B009D	1B009D	1B009D
01860		48	ALC GD TM FRNDS	1B009E	1B009E	1B009E	1B009E	1B009E	1B009E	1B009E	1B009E	1B009E	1B009E	1B009E	1B009E
01870		48	ALC FIT IN GRP	1B009F	1B009F	1B009F	1B009F	1B009F	1B009F	1B009F	1B009F	1B009F	1B009F	1B009F	1B009F
01880		48	ALC GET AWY PRB	1B009G	1B009G	1B009G	1B009G	1B009G	1B009G	1B009G	1B009G	1B009G	1B009G	1B009G	1B009G
01890		48	ALC BOREDOM	1B009H	1B009H	1B009H	1B009H	1B009H	1B009H	1B009H	1B009H	1B009H	1B009H	1B009H	1B009H
01900		48	ALC ANGR&FRSTRN	1B009I	1B009I	1B009I	1B009I	1B009I	1B009I	1B009I	1B009I	1B009I	1B009I	1B009I	1B009I
01910		48	ALC GT THRU DAY	1B009J	1B009J	1B009J	1B009J	1B009J	1B009J	1B009J	1B009J	1B009J	1B009J	1B009J	1B009J
01920		48	ALC INCRS EF DR	1B009K	1B009K	1B009K	1B009K	1B009K	1B009K	1B009K	1B009K	1B009K	1B009K	1B009K	1B009K
01930		48	ALC DECRS EF DR	1B009L	1B009L	1B009L	1B009L	1B009L	1B009L	1B009L	1B009L	1B009L	1B009L	1B009L	1B009L
01940		48	ALC GET SLEEP	1B009M	1B009M	1B009M	1B009M	1B009M	1B009M	1B009M	1B009M	1B009M	1B009M	1B009M	1B009M
01950		48	ALC TASTES GOOD	1B009N	1B009N	1B009N	1B009N	1B009N	1B009N	1B009N	1B009N	1B009N	1B009N	1B009N	1B009N
01960		48	ALC I AM HOOKED	1B009O	1B009O	1B009O	1B009O	1B009O	1B009O	1B009O	1B009O	1B009O	1B009O	1B009O	1B009O
02210	53		MJ EXPERIMENT	1B022A	1B022A	1B022A	1B022A	1B022A	1B022A	1B022A	1B022A	1B022A	1B022A	1B022A	1B022A
02220	53		MJ RELAX	1B022B	1B022B	1B022B	1B022B	1B022B	1B022B	1B022B	1B022B	1B022B	1B022B	1B022B	1B022B
02230	53		MJ GET HIGH	1B022C	1B022C	1B022C	1B022C	1B022C	1B022C	1B022C	1B022C	1B022C	1B022C	1B022C	1B022C
02240	53		MJ SEEK INSIGHT	1B022D	1B022D	1B022D	1B022D	1B022D	1B022D	1B022D	1B022D	1B022D	1B022D	1B022D	1B022D
02250	53		MJ GD TM FRNDS	1B022E	1B022E	1B022E	1B022E	1B022E	1B022E	1B022E	1B022E	1B022E	1B022E	1B022E	1B022E
02260	53		MJ FIT IN GRP	1B022F	1B022F	1B022F	1B022F	1B022F	1B022F	1B022F	1B022F	1B022F	1B022F	1B022F	1B022F
02270	53		MJ GET AWY PRB	1B022G	1B022G	1B022G	1B022G	1B022G	1B022G	1B022G	1B022G	1B022G	1B022G	1B022G	1B022G
02280	53		MJ BOREDOM	1B022H	1B022H	1B022H	1B022H	1B022H	1B022H	1B022H	1B022H	1B022H	1B022H	1B022H	1B022H
02290	53		MJ ANGR&FRUSTRN	1B022I	1B022I	1B022I	1B022I	1B022I	1B022I	1B022I	1B022I	1B022I	1B022I	1B022I	1B022I
02300	53		MJ GET THRU DAY	1B022J	1B022J	1B022J	1B022J	1B022J	1B022J	1B022J	1B022J	1B022J	1B022J	1B022J	1B022J
02310	53		MJ INCRS EF DRG	1B022K	1B022K	1B022K	1B022K	1B022K	1B022K	1B022K	1B022K	1B022K	1B022K	1B022K	1B022K
02320	53		MJ DECRS EF DRG	1B022L	1B022L	1B022L	1B022L	1B022L	1B022L	1B022L	1B022L	1B022L	1B022L	1B022L	1B022L
02330	53		MJ I AM HOOKED	1B022M	1B022M	1B022M	1B022M	1B022M	1B022M	1B022M	1B022M	1B022M	1B022M	1B022M	1B022M
02520	57		LSD EXPERIMENT	1B036A	1B036A	1B036A	1B036A	1B036A	1B036A	1B036A	1B036A	1B036A	1B036A	1B036A	1B036A
02530	57		LSD RELAX	1B036B	1B036B	1B036B	1B036B	1B036B	1B036B	1B036B	1B036B	1B036B	1B036B	1B036B	1B036B
02540	57		LSD GET HIGH	1B036C	1B036C	1B036C	1B036C	1B036C	1B036C	1B036C	1B036C	1B036C	1B036C	1B036C	1B036C
02550	57		LSD SEEK INSGHT	1B036D	1B036D	1B036D	1B036D	1B036D	1B036D	1B036D	1B036D	1B036D	1B036D	1B036D	1B036D
02560	57		LSD GD TM FRNDS	1B036E	1B036E	1B036E	1B036E	1B036E	1B036E	1B036E	1B036E	1B036E	1B036E	1B036E	1B036E
02570	57		LSD FIT IN GRP	1B036F	1B036F	1B036F	1B036F	1B036F	1B036F	1B036F	1B036F	1B036F	1B036F	1B036F	1B036F
02580	57		LSD GT AWY PRB	1B036G	1B036G	1B036G	1B036G	1B036G	1B036G	1B036G	1B036G	1B036G	1B036G	1B036G	1B036G
02590	57		LSD BOREDOM	1B036H	1B036H	1B036H	1B036H	1B036H	1B036H	1B036H	1B036H	1B036H	1B036H	1B036H	1B036H
02600	57		LSD ANGR&FRSTRN	1B036I	1B036I	1B036I	1B036I	1B036I	1B036I	1B036I	1B036I	1B036I	1B036I	1B036I	1B036I
02610	57		LSD GT THRU DAY	1B036J	1B036J	1B036J	1B036J	1B036J	1B036J	1B036J	1B036J	1B036J	1B036J	1B036J	1B036J
02620	57		LSD INCRS EF DR	1B036K	1B036K	1B036K	1B036K	1B036K	1B036K	1B036K	1B036K	1B036K	1B036K	1B036K	1B036K
02630	57		LSD DCRS EF DRG	1B036L	1B036L	1B036L	1B036L	1B036L	1B036L	1B036L	1B036L	1B036L	1B036L	1B036L	1B036L
02640	57		LSD I AM HOOKED	1B036M	1B036M	1B036M	1B036M	1B036M	1B036M	1B036M	1B036M	1B036M	1B036M	1B036M	1B036M
02940	64		AMPH EXPERIMENT	1B053A	1B053A	1B053A	1B053A	1B053A	1B053A	1B053A	1B053A	1B053A	1B053A	1B053A	1B053A
02950	64		AMPH RELAX	1B053B	1B053B	1B053B	1B053B	1B053B	1B053B	1B053B	1B053B	1B053B	1B053B	1B053B	1B053B
02960	64		AMPH GET HIGH	1B053C	1B053C	1B053C	1B053C	1B053C	1B053C	1B053C	1B053C	1B053C	1B053C	1B053C	1B053C
02970	64		AMPH SK INSIGHT	1B053D	1B053D	1B053D	1B053D	1B053D	1B053D	1B053D	1B053D	1B053D	1B053D	1B053D	1B053D
02980	64		AMPH GD TM FRND	1B053E	1B053E	1B053E	1B053E	1B053E	1B053E	1B053E	1B053E	1B053E	1B053E	1B053E	1B053E
02990	64		AMPH FIT IN GRP	1B053F	1B053F	1B053F	1B053F	1B053F	1B053F	1B053F	1B053F	1B053F	1B053F	1B053F	1B053F
03000	64		AMPH GT AWY PRB	1B053G	1B053G	1B053G	1B053G	1B053G	1B053G	1B053G	1B053G	1B053G	1B053G	1B053G	1B053G
03010	64		AMPH BOREDOM	1B053H	1B053H	1B053H	1B053H	1B053H	1B053H	1B053H	1B053H	1B053H	1B053H	1B053H	1B053H
03020	64		AMPH ANGR&FRSTN	1B053I	1B053I	1B053I	1B053I	1B053I	1B053I	1B053I	1B053I	1B053I	1B053I	1B053I	1B053I
03030	64		AMPH GT THRU DA	1B053J	1B053J	1B053J	1B053J	1B053J	1B053J	1B053J	1B053J	1B053J	1B053J	1B053J	1B053J
03040	64		AMPH INCR EF DR	1B053K	1B053K	1B053K	1B053K	1B053K	1B053K	1B053K	1B053K	1B053K	1B053K	1B053K	1B053K
03050	64		AMPH DCRS EF DR	1B053L	1B053L	1B053L	1B053L	1B053L	1B053L	1B053L	1B053L	1B053L	1B053L	1B053L	1B053L
03060	64		AMPH STAY AWAKE	1B053M	1B053M	1B053M	1B053M	1B053M	1B053M	1B053M	1B053M	1B053M	1B053M	1B053M	1B053M
03070	64		AMPH GET>ENERGY	1B053N	1B053N	1B053N	1B053N	1B053N	1B053N	1B053N	1B053N	1B053N	1B053N	1B053N	1B053N
03080	64		AMPH LOSE WGH	1B053O	1B053O	1B053O	1B053O	1B053O	1B053O	1B053O	1B053O	1B053O	1B053O	1B053O	1B053O
03090	64		AMPH I AM HOOK	1B053P	1B053P	1B053P	1B053P	1B053P	1B053P	1B053P	1B053P	1B053P	1B053P	1B053P	1B053P
03450			BARB EXPERIMENT	1B067A	1B067A										
03460			BARB RELAX	1B067B	1B067B										
03470			BARB GET HIGH	1B067C	1B067C										
03480			BARB SK INSIGHT	1B067D	1B067D										
03490			BARB GD TM FRND	1B067E	1B067E										
03500			BARB FIT IN GRP	1B067F	1B067F										
03510			BARB GT AWY PRB	1B067G	1B067G										
03520			BARB BOREDOM	1B067H	1B067H										
03530			BARB ANGR&FRSTN	1B067I	1B067I										
03540			BARB GT THRU DA	1B067J	1B067J										
03550			BARB INCR EF DR	1B067K	1B067K										
03560			BARB DCRS EF DR	1B067L	1B067L										

MONITORING THE FUTURE

Item Refer- ence Number	Page Loc. in this Volume	ITEM DESCRIPTION (ABBREVIATED)	QUESTIONNAIRE LOCATION BY YEAR (FORM, SECTION, AND QUESTION NUMBER)											
			1976	1977	1978	1979	1980	1981	1982	1983	1984	1985	1986	1987

A06a: DRUGS. Reasons for use (continued)

03570		BARB GET SLEEP	1B060M	1B060M	1B060M	1B060M	1B060M	1B060M	1B060M	1B067M	1B067M	1B067M	1B067M	1B067M
03575		BARB RLV PHYS P			1B060N	1B060N	1B060N	1B060N	1B060N	1B067N	1B067N	1B067N	1B067N	1B067N
03580		BARB I AM HOOKD	1B060N	1B060N	1B060O	1B060O	1B060O	1B060O	1B060O	1B067O	1B067O	1B067O	1B067O	1B067O
03910	70	TRNQ EXPERIMENT	1B070A	1B070A	1B070A	1B070A	1B070A	1B070A	1B070A	1B077A	1B077A	1B077A	1B077A	1B077A
03920	70	TRNQ RELAX	1B070B	1B070B	1B070B	1B070B	1B070B	1B070B	1B070B	1B077B	1B077B	1B077B	1B077B	1B077B
03930	70	TRNQ GET HIGH	1B070C	1B070C	1B070C	1B070C	1B070C	1B070C	1B070C	1B077C	1B077C	1B077C	1B077C	1B077C
03940	70	TRNQ SK INSIGHT	1B070D	1B070D	1B070D	1B070D	1B070D	1B070D	1B070D	1B077D	1B077D	1B077D	1B077D	1B077D
03950	70	TRNQ GD TM FRND	1B070E	1B070E	1B070E	1B070E	1B070E	1B070E	1B070E	1B077E	1B077E	1B077E	1B077E	1B077E
03960	70	TRNQ FIT IN GRP	1B070F	1B070F	1B070F	1B070F	1B070F	1B070F	1B070F	1B077F	1B077F	1B077F	1B077F	1B077F
03970	70	TRNQ GT AWY PRB	1B070G	1B070G	1B070G	1B070G	1B070G	1B070G	1B070G	1B077G	1B077G	1B077G	1B077G	1B077G
03980	70	TRNQ BOREDOM	1B070H	1B070H	1B070H	1B070H	1B070H	1B070H	1B070H	1B077H	1B077H	1B077H	1B077H	1B077H
03990	70	TRNQ ANGR&FRSTN	1B070I	1B070I	1B070I	1B070I	1B070I	1B070I	1B070I	1B077I	1B077I	1B077I	1B077I	1B077I
04000	70	TRNQ GT THRU DA	1B070J	1B070J	1B070J	1B070J	1B070J	1B070J	1B070J	1B077J	1B077J	1B077J	1B077J	1B077J
04010	70	TRNQ INCR EF DR	1B070K	1B070K	1B070K	1B070K	1B070K	1B070K	1B070K	1B077K	1B077K	1B077K	1B077K	1B077K
04020	70	TRNQ DCRS EF DR	1B070L	1B070L	1B070L	1B070L	1B070L	1B070L	1B070L	1B077L	1B077L	1B077L	1B077L	1B077L
04030	70	TRNQ GET SLEEP	1B070M	1B070M	1B070M	1B070M	1B070M	1B070M	1B070M	1B077M	1B077M	1B077M	1B077M	1B077M
04035	70	TRNQ RLV PHYS P			1B070N	1B070N	1B070N	1B070N	1B070N	1B077N	1B077N	1B077N	1B077N	1B077N
04040	70	TRNQ I AM HOOKD	1B070N	1B070N	1B070O	1B070O	1B070O	1B070O	1B070O	1B077O	1B077O	1B077O	1B077O	1B077O
04370	75	COKE EXPERIMENT	1B079A	1B079A	1B079A	1B079A	1B079A	1B079A	1B079A	1B086A	1B086A	1B086A	1B086A	1B086A
04380	75	COKE RELAX	1B079B	1B079B	1B079B	1B079B	1B079B	1B079B	1B079B	1B086B	1B086B	1B086B	1B086B	1B086B
04390	75	COKE GET HIGH	1B079C	1B079C	1B079C	1B079C	1B079C	1B079C	1B079C	1B086C	1B086C	1B086C	1B086C	1B086C
04400	75	COKE SK INSIGHT	1B079D	1B079D	1B079D	1B079D	1B079D	1B079D	1B079D	1B086D	1B086D	1B086D	1B086D	1B086D
04410	75	COKE GD TM FRND	1B079E	1B079E	1B079E	1B079E	1B079E	1B079E	1B079E	1B086E	1B086E	1B086E	1B086E	1B086E
04420	75	COKE FIT IN GRP	1B079F	1B079F	1B079F	1B079F	1B079F	1B079F	1B079F	1B086F	1B086F	1B086F	1B086F	1B086F
04430	75	COKE GT AWY PRB	1B079G	1B079G	1B079G	1B079G	1B079G	1B079G	1B079G	1B086G	1B086G	1B086G	1B086G	1B086G
04440	75	COKE BOREDOM	1B079H	1B079H	1B079H	1B079H	1B079H	1B079H	1B079H	1B086H	1B086H	1B086H	1B086H	1B086H
04450	75	COKE ANGR&FRSTN	1B079I	1B079I	1B079I	1B079I	1B079I	1B079I	1B079I	1B086I	1B086I	1B086I	1B086I	1B086I
04460	75	COKE GT THRU DA	1B079J	1B079J	1B079J	1B079J	1B079J	1B079J	1B079J	1B086J	1B086J	1B086J	1B086J	1B086J
04470	75	COKE INCR EF DR	1B079K	1B079K	1B079K	1B079K	1B079K	1B079K	1B079K	1B086K	1B086K	1B086K	1B086K	1B086K
04480	75	COKE DCRS EF DR	1B079L	1B079L	1B079L	1B079L	1B079L	1B079L	1B079L	1B086L	1B086L	1B086L	1B086L	1B086L
04490	75	COKE STAY AWAKE	1B079M	1B079M	1B079M	1B079M	1B079M	1B079M	1B079M	1B086M	1B086M	1B086M	1B086M	1B086M
04500	75	COKE GET-ENERGY	1B079N	1B079N	1B079N	1B079N	1B079N	1B079N	1B079N	1B086N	1B086N	1B086N	1B086N	1B086N
04510	75	COKE I AM HOOKD	1B079O	1B079O	1B079O	1B079O	1B079O	1B079O	1B079O	1B086O	1B086O	1B086O	1B086O	1B086O
04800		HERIN EXPERIMENT	1B088A	1B088A	1B088A	1B088A	1B088A	1B088A	1B088A					
04810		HERIN RELAX	1B088B	1B088B	1B088B	1B088B	1B088B	1B088B	1B088B					
04820		HERIN GET HIGH	1B088C	1B088C	1B088C	1B088C	1B088C	1B088C	1B088C					
04830		HERIN SK INSIGT	1B088D	1B088D	1B088D	1B088D	1B088D	1B088D	1B088D					
04840		HERIN GD TM FRN	1B088E	1B088E	1B088E	1B088E	1B088E	1B088E	1B088E					
04850		HERIN FT IN GRP	1B088F	1B088F	1B088F	1B088F	1B088F	1B088F	1B088F					
04860		HERIN GT AWY PB	1B088G	1B088G	1B088G	1B088G	1B088G	1B088G	1B088G					
04870		HERIN BOREDOM	1B088H	1B088H	1B088H	1B088H	1B088H	1B088H	1B088H					
04880		HERIN ANGR&FRST	1B088I	1B088I	1B088I	1B088I	1B088I	1B088I	1B088I					
04890		HERIN GT THR DA	1B088J	1B088J	1B088J	1B088J	1B088J	1B088J	1B088J					
04900		HERIN INC EF DG	1B088K	1B088K	1B088K	1B088K	1B088K	1B088K	1B088K					
04910		HERIN DEC EF DG	1B088L	1B088L	1B088L	1B088L	1B088L	1B088L	1B088L					
04920		HERIN I AM HOOK	1B088M	1B088M	1B088M	1B088M	1B088M	1B088M	1B088M					
05230	80	NARC EXPERIMENT	1B098A	1B098A	1B098A	1B098A	1B098A	1B098A	1B098A	1B097A	1B097A	1B097A	1B097A	1B097A
05240	80	NARC RELAX	1B098B	1B098B	1B098B	1B098B	1B098B	1B098B	1B098B	1B097B	1B097B	1B097B	1B097B	1B097B
05250	80	NARC GET HIGH	1B098C	1B098C	1B098C	1B098C	1B098C	1B098C	1B098C	1B097C	1B097C	1B097C	1B097C	1B097C
05260	80	NARC SK INSIGTS	1B098D	1B098D	1B098D	1B098D	1B098D	1B098D	1B098D	1B097D	1B097D	1B097D	1B097D	1B097D
05270	80	NARC GD TM FRND	1B098E	1B098E	1B098E	1B098E	1B098E	1B098E	1B098E	1B097E	1B097E	1B097E	1B097E	1B097E
05280	80	NARC FIT IN GRP	1B098F	1B098F	1B098F	1B098F	1B098F	1B098F	1B098F	1B097F	1B097F	1B097F	1B097F	1B097F
05290	80	NARC GT AWY PBM	1B098G	1B098G	1B098G	1B098G	1B098G	1B098G	1B098G	1B097G	1B097G	1B097G	1B097G	1B097G
05300	80	NARC BOREDOM	1B098H	1B098H	1B098H	1B098H	1B098H	1B098H	1B098H	1B097H	1B097H	1B097H	1B097H	1B097H
05310	80	NARC ANGR&FRSTN	1B098I	1B098I	1B098I	1B098I	1B098I	1B098I	1B098I	1B097I	1B097I	1B097I	1B097I	1B097I
05320	80	NARC GT THRU DA	1B098J	1B098J	1B098J	1B098J	1B098J	1B098J	1B098J	1B097J	1B097J	1B097J	1B097J	1B097J
05330	80	NARC INC EF DG	1B098K	1B098K	1B098K	1B098K	1B098K	1B098K	1B098K	1B097K	1B097K	1B097K	1B097K	1B097K
05340	80	NARC DEC EF DG	1B098L	1B098L	1B098L	1B098L	1B098L	1B098L	1B098L	1B097L	1B097L	1B097L	1B097L	1B097L
05350	80	NARC GET SLEEP	1B098M	1B098M	1B098M	1B098M	1B098M	1B098M	1B098M	1B097M	1B097M	1B097M	1B097M	1B097M
05360	80	NARC SBST HERIN	1B098N	1B098N	1B098N	1B098N	1B098N	1B098N	1B098N	1B097N	1B097N	1B097N	1B097N	1B097N
05363	80	NARC RLV PHYS P			1B098O	1B098O	1B098O	1B098O	1B098O	1B097O	1B097O	1B097O	1B097O	1B097O
05366	80	NARC RLV COUGHN			1B098P	1B098P	1B098P	1B098P	1B098P	1B097P	1B097P	1B097P	1B097P	1B097P
05370	80	NARC I AM HOOKD	1B098O	1B098O	1B098Q	1B098Q	1B098Q	1B098Q	1B098Q	1B097Q	1B097Q	1B097Q	1B097Q	1B097Q
23740	240	STRDS-RECOVR INJ												
23750	240	STRDS-PREVTN INJ												
23760	240	STRDS-IMP PERFRM												
23770	240	STRDS-IMP APPEAR												
23780	240	STRDS-OTHER RSNS												
30110	232	START SMK LOSEWT												

A06b: DRUGS. Reasons for abstinence from, or stopping drug use

09020	146	CNCRN PSYCH DAMG	3D04A	3D04A*	3D04A	3D04A	3D04A	3D04A	3D04A	3D04A	3D04A	3D04A	3D04A	3D04A
09030	146	CNCRN PHYSCL DMG	3D04B	3D04B*	3D04B	3D04B	3D04B	3D04B	3D04B	3D04B	3D04B	3D04B	3D04B	3D04B
09040	146	CNCRN GT ARRESTD	3D04C	3D04C*	3D04C	3D04C	3D04C	3D04C	3D04C	3D04C	3D04C	3D04C	3D04C	3D04C
09050	146	CNCRN BECOM ADCT	3D04D	3D04D*	3D04D	3D04D	3D04D	3D04D	3D04D	3D04D	3D04D	3D04D	3D04D	3D04D
09060	146	AGST MY BELIEFS	3D04E	3D04E*	3D04E	3D04E	3D04E	3D04E	3D04E	3D04E	3D04E	3D04E	3D04E	3D04E
09070	146	CNCRN LEGY&AMBTN	3D04F	3D04F*	3D04F	3D04F	3D04F	3D04F	3D04F	3D04F	3D04F	3D04F	3D04F	3D04F
09080	146	CNCRN LOSS CNTRL	3D04G	3D04G*	3D04G	3D04G	3D04G	3D04G	3D04G	3D04G	3D04G	3D04G	3D04G	3D04G

*item text changed from previous year

Item Refer- ence Number	Page Loc. in this Volume	ITEM DESCRIPTION (ABBREVIATED)	QUESTIONNAIRE LOCATION BY YEAR (FORM, SECTION, AND QUESTION NUMBER)											
			1976	1977	1978	1979	1980	1981	1982	1983	1984	1985	1986	1987

A06b: DRUGS. Reasons for abstention from, or stopping drug use (continued)

09090	146	MJ ->STRNGR DRGS	3D04H	3D04H*	3D04H	3D04H	3D04H	3D04H	3D04H	3D04H	3D04H	3D04H	3D04H	3D04H
09100	146	MJ NOT ENJOYABLE	3D04I	3D04I*	3D04I	3D04I	3D04I	3D04I	3D04I	3D04I	3D04I	3D04I	3D04I	3D04I
09110	146	PRNTS DISAPPROVE	3D04J	3D04J*	3D04J	3D04J	3D04J	3D04J	3D04J	3D04J	3D04J	3D04J	3D04J	3D04J
09120	146	HS/WF DISAPPROVE	3D04K	3D04K*	3D04K	3D04K	3D04K	3D04K	3D04K	3D04K	3D04K	3D04K	3D04K	3D04K
09130	146	DONT LIKE USERS	3D04L	3D04L*	3D04L	3D04L	3D04L	3D04L	3D04L	3D04L	3D04L	3D04L	3D04L	3D04L
09140	146	FRNDS DNT USE IT	3D04M	3D04M*	3D04M	3D04M	3D04M	3D04M	3D04M	3D04M	3D04M	3D04M	3D04M	3D04M
09150	146	PSSBLY BAD TRIP	3D04N	3D04N*	3D04N	3D04N	3D04N	3D04N	3D04N	3D04N	3D04N	3D04N	3D04N	3D04N
09160	146	TOO EXPENSIVE		3D04O	3D04O	3D04O	3D04O	3D04O	3D04O	3D04O	3D04O	3D04O	3D04O	3D04O
09170	146	NOT AVAILABLE		3D04P	3D04P	3D04P	3D04P	3D04P	3D04P	3D04P	3D04P	3D04P	3D04P	3D04P
09180	146	NOT WNT GET HIGH		3D04Q	3D04Q	3D04Q	3D04Q	3D04Q	3D04Q	3D04Q	3D04Q	3D04Q	3D04Q	3D04Q
24010		CRK CRN PSYC DMG												
24020		CRK CRN PHYS DMG												
24030		CRK CRN GT ARSTD												
24040		CRK CRN ADDICTN												
24050		CRK AGST BELIEFS												
24060		CRK CRN LEGY&AMB												
24070		CRK CRN LSS CNTL												
24080		CRK->STRNGR DRGS												
24090		CRK NT ENJOYABLE												
24100		CRK PRNTS DISAPR												
24110		CRK HS/WF DISAPR												
24120		CRK DISLIKE USRS												
24130		CRK FRNDS DT USE												
24140		CRK TOO EXPENSIV												
24150		CRK NOT AVAILBLE												
24160		CRK NT WNT GT HI												
24170		CRK DEALRS DNGRS												
24180		CRK SUPRT CRMNLS												
24200	246	PWD CRN PSYC DMG												
24210	246	PWD CRN PHYS DMG												
24220	246	PWD CRN GT ARSTD												
24230	246	PWD CRN ADDICTN												
24240	246	PWD AGST BELIEFS												
24250	246	PWD CRN LEGY&AMB												
24260	246	PWD CRN LSS CNTL												
24270	246	PWD->STRNGR DRGS												
24280	246	PWD NT ENJOYABLE												
24290	247	PWD PRNTS DISAPR												
24300	247	PWD HS/WF DISAPR												
24310	247	PWD DISLIKE USRS												
24320	247	PWD FRNDS DT USE												
24330	247	PWD TOO EXPENSIV												
24340	247	PWD NOT AVAILBLE												
24350	247	PWD NT WNT GT HI												
24360	247	PWD DEALRS DNGRS												
24370	247	PWD SUPRT CRMNLS												

A06c: DRUGS. Worries about the consequences of quitting

30100	232	QUIT SMK WRY FAT												
-------	-----	------------------	--	--	--	--	--	--	--	--	--	--	--	--

A07a: DRUGS. Driving, tickets, and accidents after use

00660	22	#TCKTS AFT DRNK	1C29A	1C29A	1C29A	1C29A	1C29A	1C29A	1C29A	1C29A	1C29A	1C29A	1C29A	1C29A
00660	22	#TCKTS AFT DRNK	2C29A	2C29A	2C29A	2C29A	2C29A	2C29A	2C29A	2C29A	2C29A	2C29A	2C29A	2C29A
00660	22	#TCKTS AFT DRNK	3C29A	3C29A	3C29A	3C29A	3C29A	3C29A	3C29A	3C29A	3C29A	3C29A	3C29A	3C29A
00660	22	#TCKTS AFT DRNK	4C29A	4C29A	4C29A	4C29A	4C29A	4C29A	4C29A	4C29A	4C29A	4C29A	4C29A	4C29A
00660	22	#TCKTS AFT DRNK	5C29A	5C29A	5C29A	5C29A	5C29A	5C29A	5C29A	5C29A	5C29A	5C29A	5C29A	5C29A
00660	22	#TCKTS AFT DRNK												
00670	23	#TCKTS AFT MARJ	1C29B	1C29B	1C29B	1C29B	1C29B	1C29B	1C29B	1C29B	1C29B	1C29B	1C29B	1C29B
00670	23	#TCKTS AFT MARJ	2C29B	2C29B	2C29B	2C29B	2C29B	2C29B	2C29B	2C29B	2C29B	2C29B	2C29B	2C29B
00670	23	#TCKTS AFT MARJ	3C29B	3C29B	3C29B	3C29B	3C29B	3C29B	3C29B	3C29B	3C29B	3C29B	3C29B	3C29B
00670	23	#TCKTS AFT MARJ	4C29B	4C29B	4C29B	4C29B	4C29B	4C29B	4C29B	4C29B	4C29B	4C29B	4C29B	4C29B
00670	23	#TCKTS AFT MARJ	5C29B	5C29B	5C29B	5C29B	5C29B	5C29B	5C29B	5C29B	5C29B	5C29B	5C29B	5C29B
00670	23	#TCKTS AFT MARJ												
00680	23	#TCKTS AFT OTDG	1C29C	1C29C	1C29C	1C29C	1C29C	1C29C	1C29C	1C29C	1C29C	1C29C	1C29C	1C29C
00680	23	#TCKTS AFT OTDG	2C29C	2C29C	2C29C	2C29C	2C29C	2C29C	2C29C	2C29C	2C29C	2C29C	2C29C	2C29C
00680	23	#TCKTS AFT OTDG	3C29C	3C29C	3C29C	3C29C	3C29C	3C29C	3C29C	3C29C	3C29C	3C29C	3C29C	3C29C
00680	23	#TCKTS AFT OTDG	4C29C	4C29C	4C29C	4C29C	4C29C	4C29C	4C29C	4C29C	4C29C	4C29C	4C29C	4C29C
00680	23	#TCKTS AFT OTDG	5C29C	5C29C	5C29C	5C29C	5C29C	5C29C	5C29C	5C29C	5C29C	5C29C	5C29C	5C29C
00680	23	#TCKTS AFT OTDG												
00700	23	#ACDTS AFT DRNK	1C31A	1C31A	1C31A	1C31A	1C31A	1C31A	1C31A	1C31A	1C31A	1C31A	1C31A	1C31A
00700	23	#ACDTS AFT DRNK	2C31A	2C31A	2C31A	2C31A	2C31A	2C31A	2C31A	2C31A	2C31A	2C31A	2C31A	2C31A
00700	23	#ACDTS AFT DRNK	3C31A	3C31A	3C31A	3C31A	3C31A	3C31A	3C31A	3C31A	3C31A	3C31A	3C31A	3C31A
00700	23	#ACDTS AFT DRNK	4C31A	4C31A	4C31A	4C31A	4C31A	4C31A	4C31A	4C31A	4C31A	4C31A	4C31A	4C31A
00700	23	#ACDTS AFT DRNK	5C31A	5C31A	5C31A	5C31A	5C31A	5C31A	5C31A	5C31A	5C31A	5C31A	5C31A	5C31A
00700	23	#ACDTS AFT DRNK												
00710	23	#ACDTS AFT MARJ	1C31B	1C31B	1C31B	1C31B	1C31B	1C31B	1C31B	1C31B	1C31B	1C31B	1C31B	1C31B
00710	23	#ACDTS AFT MARJ	2C31B	2C31B	2C31B	2C31B	2C31B	2C31B	2C31B	2C31B	2C31B	2C31B	2C31B	2C31B

*=item text changed from previous year

A06b: DRUGS. Reasons for abstinence from, or stopping drug use (continued)

A06c: DRUGS. Worries about the consequences of quitting

[illegible]

A07a: DRUGS. Driving, tickets, and accidents after use

[illegible]

Item Refer- ence Number	Page Loc. in this Volume	ITEM DESCRIPTION (ABBREVIATED)	QUESTIONNAIRE LOCATION BY YEAR (FORM, SECTION, AND QUESTION NUMBER)											
			1976	1977	1978	1979	1980	1981	1982	1983	1984	1985	1986	1987

A07a: DRUGS. Driving, tickets, and accidents after use (continued)

00710	23	#ACDTS AFT MARJ	3C31B	3C31B	3C31B	3C31B	3C31B	3C31B	3C31B	3C31B	3C31B	3C31B	3C31B	3C31B
00710	23	#ACDTS AFT MARJ	4C31B	4C31B	4C31B	4C31B	4C31B	4C31B	4C31B	4C31B	4C31B	4C31B	4C31B	4C31B
00710	23	#ACDTS AFT MARJ	5C31B	5C31B	5C31B	5C31B	5C31B	5C31B	5C31B	5C31B	5C31B	5C31B	5C31B	5C31B
00710	23	#ACDTS AFT MARJ												
00720	23	#ACDTS AFT OTDG	1C31C	1C31C	1C31C	1C31C	1C31C	1C31C	1C31C	1C31C	1C31C	1C31C	1C31C	1C31C
00720	23	#ACDTS AFT OTDG	2C31C	2C31C	2C31C	2C31C	2C31C	2C31C	2C31C	2C31C	2C31C	2C31C	2C31C	2C31C
00720	23	#ACDTS AFT OTDG	3C31C	3C31C	3C31C	3C31C	3C31C	3C31C	3C31C	3C31C	3C31C	3C31C	3C31C	3C31C
00720	23	#ACDTS AFT OTDG	4C31C	4C31C	4C31C	4C31C	4C31C	4C31C	4C31C	4C31C	4C31C	4C31C	4C31C	4C31C
00720	23	#ACDTS AFT OTDG	5C31C	5C31C	5C31C	5C31C	5C31C	5C31C	5C31C	5C31C	5C31C	5C31C	5C31C	5C31C
00720	23	#ACDTS AFT OTDG												
01811	125	#X/2W DRIVE+ALCL									2E19A	2E19A	2E19A	2E20A
01812	125	#X/2W DRIVE+5DRK									2E19B	2E19B	2E19B	2E20B
01815	125	#X/2W RIDE+ALCL									2E20A	2E20A	2E20A	2E21A
01816	126	#X/2W RIDE+5DRK									2E20B	2E20B	2E20B	2E21B

A07b: DRUGS. Other problems

09190		AL CS BEHV REGRT	3D05A	3D05A	3D05A	3D05A	3D05A	3D05A	3D05A	3D05A	3D05A	3D05A	3D05A	3D05A
09200		AL HURT REL PRNT	3D05A	3D05A	3D05A	3D05A	3D05A	3D05A	3D05A	3D05A	3D05A	3D05A	3D05A	3D05A
09210		AL HURT REL SPSE	3D05A	3D05A	3D05A	3D05A	3D05A	3D05A	3D05A	3D05A	3D05A	3D05A	3D05A	3D05A
09220		AL HURT REL FRND	3D05A	3D05A	3D05A	3D05A	3D05A	3D05A	3D05A	3D05A	3D05A	3D05A	3D05A	3D05A
09230		AL HURT REL TCHR	3D05A	3D05A	3D05A	3D05A	3D05A	3D05A	3D05A	3D05A	3D05A	3D05A	3D05A	3D05A
09240		AL INV PL BD INF	3D05A	3D05A	3D05A	3D05A	3D05A	3D05A	3D05A	3D05A	3D05A	3D05A	3D05A	3D05A
09250		AL HURT PERF JOB	3D05A	3D05A	3D05A	3D05A	3D05A	3D05A	3D05A	3D05A	3D05A	3D05A	3D05A	3D05A
09260		AL CAUS<INTERSTD	3D05A	3D05A	3D05A	3D05A	3D05A	3D05A	3D05A	3D05A	3D05A	3D05A	3D05A	3D05A
09270		AL CS<STABL EMTN	3D05A	3D05A	3D05A	3D05A	3D05A	3D05A	3D05A	3D05A	3D05A	3D05A	3D05A	3D05A
09280		AL CS HAV<ENERGY	3D05A	3D05A	3D05A	3D05A	3D05A	3D05A	3D05A	3D05A	3D05A	3D05A	3D05A	3D05A
09290		AL INTF THNK CLR	3D05A	3D05A	3D05A	3D05A	3D05A	3D05A	3D05A	3D05A	3D05A	3D05A	3D05A	3D05A
09300		AL BD PSYCH EFCT	3D05A	3D05A	3D05A	3D05A	3D05A	3D05A	3D05A	3D05A	3D05A	3D05A	3D05A	3D05A
09310		AL CS HEALTH BAD	3D05A	3D05A	3D05A	3D05A	3D05A	3D05A	3D05A	3D05A	3D05A	3D05A	3D05A	3D05A
09320		AL CS DRIV UNSAF	3D05A	3D05A	3D05A	3D05A	3D05A	3D05A	3D05A	3D05A	3D05A	3D05A	3D05A	3D05A
09330		AL GT TRBL W POL	3D05A	3D05A	3D05A	3D05A	3D05A	3D05A	3D05A	3D05A	3D05A	3D05A	3D05A	3D05A
09340		AL CS NO PROBLEM		3D05A	3D05A	3D05A	3D05A	3D05A	3D05A	3D05A	3D05A	3D05A	3D05A	3D05A
09350		AL NEVER USED DG		3D05A	3D05A	3D05A	3D05A	3D05A	3D05A	3D05A	3D05A	3D05A	3D05A	3D05A
09360		MJ CS BEHV REGRT	3D05M	3D05M	3D05M	3D05M	3D05M	3D05M	3D05M	3D05M	3D05M	3D05M	3D05M	3D05M
09370		MJ HURT REL PRNT	3D05M	3D05M	3D05M	3D05M	3D05M	3D05M	3D05M	3D05M	3D05M	3D05M	3D05M	3D05M
09380		MJ HURT REL SPSE	3D05M	3D05M	3D05M	3D05M	3D05M	3D05M	3D05M	3D05M	3D05M	3D05M	3D05M	3D05M
09390		MJ HURT REL FRND	3D05M	3D05M	3D05M	3D05M	3D05M	3D05M	3D05M	3D05M	3D05M	3D05M	3D05M	3D05M
09400		MJ HURT REL TCHR	3D05M	3D05M	3D05M	3D05M	3D05M	3D05M	3D05M	3D05M	3D05M	3D05M	3D05M	3D05M
09410		MJ INV PL BD INF	3D05M	3D05M	3D05M	3D05M	3D05M	3D05M	3D05M	3D05M	3D05M	3D05M	3D05M	3D05M
09420		MJ HURT PERF JOB	3D05M	3D05M	3D05M	3D05M	3D05M	3D05M	3D05M	3D05M	3D05M	3D05M	3D05M	3D05M
09430		MJ CAUS<INTERSTD	3D05M	3D05M	3D05M	3D05M	3D05M	3D05M	3D05M	3D05M	3D05M	3D05M	3D05M	3D05M
09440		MJ CS<STABL EMTN	3D05M	3D05M	3D05M	3D05M	3D05M	3D05M	3D05M	3D05M	3D05M	3D05M	3D05M	3D05M
09450		MJ CS HAV<ENERGY	3D05M	3D05M	3D05M	3D05M	3D05M	3D05M	3D05M	3D05M	3D05M	3D05M	3D05M	3D05M
09460		MJ INTF THNK CLR	3D05M	3D05M	3D05M	3D05M	3D05M	3D05M	3D05M	3D05M	3D05M	3D05M	3D05M	3D05M
09470		MJ BD PSYCH EFCT	3D05M	3D05M	3D05M	3D05M	3D05M	3D05M	3D05M	3D05M	3D05M	3D05M	3D05M	3D05M
09480		MJ CS HEALTH BAD	3D05M	3D05M	3D05M	3D05M	3D05M	3D05M	3D05M	3D05M	3D05M	3D05M	3D05M	3D05M
09490		MJ CS DRIV UNSAF	3D05M	3D05M	3D05M	3D05M	3D05M	3D05M	3D05M	3D05M	3D05M	3D05M	3D05M	3D05M
09500		MJ GT TRBL W POL	3D05M	3D05M	3D05M	3D05M	3D05M	3D05M	3D05M	3D05M	3D05M	3D05M	3D05M	3D05M
09510		MJ CS NO PROBLEM		3D05M	3D05M	3D05M	3D05M	3D05M	3D05M	3D05M	3D05M	3D05M	3D05M	3D05M
09520		MJ NEVER USED DG		3D05M	3D05M	3D05M	3D05M	3D05M	3D05M	3D05M	3D05M	3D05M	3D05M	3D05M
09530		OT CS BEHV REGRT	3D05O	3D05O	3D05O	3D05O	3D05O	3D05O	3D05O	3D05O	3D05O	3D05O	3D05O	3D05O
09540		OT HURT REL PRNT	3D05O	3D05O	3D05O	3D05O	3D05O	3D05O	3D05O	3D05O	3D05O	3D05O	3D05O	3D05O
09550		OT HURT REL SPSE	3D05O	3D05O	3D05O	3D05O	3D05O	3D05O	3D05O	3D05O	3D05O	3D05O	3D05O	3D05O
09560		OT HURT REL FRND	3D05O	3D05O	3D05O	3D05O	3D05O	3D05O	3D05O	3D05O	3D05O	3D05O	3D05O	3D05O
09570		OT HURT REL TCHR	3D05O	3D05O	3D05O	3D05O	3D05O	3D05O	3D05O	3D05O	3D05O	3D05O	3D05O	3D05O
09580		OT INV PL BD INF	3D05O	3D05O	3D05O	3D05O	3D05O	3D05O	3D05O	3D05O	3D05O	3D05O	3D05O	3D05O
09590		OT HURT PERF JOB	3D05O	3D05O	3D05O	3D05O	3D05O	3D05O	3D05O	3D05O	3D05O	3D05O	3D05O	3D05O
09600		OT CAUS<INTERSTD	3D05O	3D05O	3D05O	3D05O	3D05O	3D05O	3D05O	3D05O	3D05O	3D05O	3D05O	3D05O
09610		OT CS<STABL EMTN	3D05O	3D05O	3D05O	3D05O	3D05O	3D05O	3D05O	3D05O	3D05O	3D05O	3D05O	3D05O
09620		OT CS HAV<ENERGY	3D05O	3D05O	3D05O	3D05O	3D05O	3D05O	3D05O	3D05O	3D05O	3D05O	3D05O	3D05O
09630		OT INTF THNK CLR	3D05O	3D05O	3D05O	3D05O	3D05O	3D05O	3D05O	3D05O	3D05O	3D05O	3D05O	3D05O
09640		OT BD PSYCH EFCT	3D05O	3D05O	3D05O	3D05O	3D05O	3D05O	3D05O	3D05O	3D05O	3D05O	3D05O	3D05O
09650		OT CS HEALTH BAD	3D05O	3D05O	3D05O	3D05O	3D05O	3D05O	3D05O	3D05O	3D05O	3D05O	3D05O	3D05O
09660		OT CS DRIV UNSAF	3D05O	3D05O	3D05O	3D05O	3D05O	3D05O	3D05O	3D05O	3D05O	3D05O	3D05O	3D05O
09670		OT GT TRBL W POL	3D05O	3D05O	3D05O	3D05O	3D05O	3D05O	3D05O	3D05O	3D05O	3D05O	3D05O	3D05O
09680		OT CS NO PROBLEM		3D05O	3D05O	3D05O	3D05O	3D05O	3D05O	3D05O	3D05O	3D05O	3D05O	3D05O
09690		OT NEVER USED DG		3D05O	3D05O	3D05O	3D05O	3D05O	3D05O	3D05O	3D05O	3D05O	3D05O	3D05O

A08a: DRUGS. Sources of help, treatment

07540		TRN FA/MO DRG HP		2E05A		2E07A								
07550		TRN SR/BR DRG HP		2E05B		2E07B								
07560		TRN RLTVS DRG HP		2E05C		2E07C								
07570		TRN FRND DRG HP		2E05D		2E07D								
07580		TRN DOCTR DRG HP		2E05E		2E07E								
07590		TRN CLINC DRG HP		2E05F		2E07F								
07600		TRN CNSLR DRG HP		2E05G		2E07G								
07610		TRN TCHR DRG HP		2E05H		2E07H								

289

A07a: DRUGS. Driving, tickets, and accidents after use (continued)

A07b: DRUGS. Other problems

A08a: DRUGS. Sources of help, treatment

[illegible]

[illegible]

291

[illegible]

A11a: DRUGS. Own attitudes about use by adults (continued)

A11b: DRUGS. Own attitudes regarding drugs for own children

A11c: DRUGS. Own perceptions of users

[illegible]

A11a: DRUGS. Own attitudes about use by adults (continued)

A11b: DRUGS. Own attitudes regarding drugs for own children

A11c: DRUGS. Own perceptions of users

[illegible]

A11c: DRUGS. Own perceptions of users (continued)

A11d: DRUGS. Own attitudes about use by people of high school age

A12a: DRUGS. Parents' attitudes regarding drugs

A12b: DRUGS. Friends and fellow students' attitudes regarding drugs

[illegible]

Item Reference Number	Page Loc. in this Volume	ITEM DESCRIPTION (ABBREVIATED)	QUESTIONNAIRE LOCATION BY YEAR (FORM, SECTION, AND QUESTION NUMBER)											
			1988	1989	1990	1991	1992	1993	1994	1995	1996	1997	1998	1999

A11c: DRUGS. Own perceptions of users (continued)

13100	207	I/MJ USR,>INDPND	5E01E	5E01E	5E01E	5E01E	5E01E	5E01E	5E01E	5E01E	5E01E	5E01E	5E01E	5E01E
13110	207	I/MJ USR,>UNSTBL	5E01F	5E01F	5E01F	5E01F	5E01F	5E01F	5E01F	5E01F	5E01F	5E01F	5E01F	5E01F
13120	207	I/MJ USR,>CNCRND	5E01G	5E01G	5E01G	5E01G	5E01G	5E01G	5E01G	5E01G	5E01G	5E01G	5E01G	5E01G
13130	208	I/MJ USR,>WKWLD	5E01H	5E01H	5E01H	5E01H	5E01H	5E01H	5E01H	5E01H	5E01H	5E01H	5E01H	5E01H
13140	208	I/MJ USR,>CRMNL	5E01I	5E01I	5E01I	5E01I	5E01I	5E01I	5E01I	5E01I	5E01I	5E01I	5E01I	5E01I
13330	208	I/DG USR,>CREATV	5E02A	5E02A	5E02A	5E02A	5E02A	5E02A	5E02A	5E02A	5E02A	5E02A	5E02A	5E02A
13340	208	I/DG USR,>SENSBL	5E02B	5E02B	5E02B	5E02B	5E02B	5E02B	5E02B	5E02B	5E02B	5E02B	5E02B	5E02B
13350	208	I/DG USR,>INTRST	5E02C	5E02C	5E02C	5E02C	5E02C	5E02C	5E02C	5E02C	5E02C	5E02C	5E02C	5E02C
13360	208	I/DG USR,>HRDWKG	5E02D	5E02D	5E02D	5E02D	5E02D	5E02D	5E02D	5E02D	5E02D	5E02D	5E02D	5E02D
13370	208	I/DG USR,>INDPND	5E02E	5E02E	5E02E	5E02E	5E02E	5E02E	5E02E	5E02E	5E02E	5E02E	5E02E	5E02E
13380	208	I/DG USR,>UNSTBL	5E02F	5E02F	5E02F	5E02F	5E02F	5E02F	5E02F	5E02F	5E02F	5E02F	5E02F	5E02F
13390	208	I/DG USR,>CNCRND	5E02G	5E02G	5E02G	5E02G	5E02G	5E02G	5E02G	5E02G	5E02G	5E02G	5E02G	5E02G
13400	209	I/DG USR,>WKWLD	5E02H	5E02H	5E02H	5E02H	5E02H	5E02H	5E02H	5E02H	5E02H	5E02H	5E02H	5E02H
13410	209	I/DG USR,>CRMNL	5E02I	5E02I	5E02I	5E02I	5E02I	5E02I	5E02I	5E02I	5E02I	5E02I	5E02I	5E02I
13670	149	DRG USE+MY FLGS	3E07C	3E07C	3E07C	3E07C	3E07C	3E07C	3E07C	3E07C	3E07C	3E05C	3E06C	3E06C
20880	209	GUY SMK COOL	5E03A	5E03A	5E03A	5E03A	5E03A	5E03A	5E03A	5E03A	5E03A	5E03A	5E03A	5E03A
20890	209	GUY SMK INSECURE	5E03B	5E03B	5E03B	5E03B	5E03B	5E03B	5E03B	5E03B	5E03B	5E03B	5E03B	5E03B
20900	209	GUY SMK INDPNDNT	5E03C	5E03C	5E03C	5E03C	5E03C	5E03C	5E03C	5E03C	5E03C	5E03C	5E03C	5E03C
20910	209	GUY SMK CONFORMG	5E03D	5E03D	5E03D	5E03D	5E03D	5E03D	5E03D	5E03D	5E03D	5E03D	5E03D	5E03D
20920	209	GUY SMK MATURE	5E03E	5E03E	5E03E	5E03E	5E03E	5E03E	5E03E	5E03E	5E03E	5E03E	5E03E	5E03E
20930	209	GUY SM TRY MATUR	5E03F	5E03F	5E03F	5E03F	5E03F	5E03F	5E03F	5E03F	5E03F	5E03F	5E03F	5E03F
20940	210	GRL SMK COOL	5E04A	5E04A	5E04A	5E04A	5E04A	5E04A	5E04A	5E04A	5E04A	5E04A	5E04A	5E04A
20950	210	GRL SMK INSECURE	5E04B	5E04B	5E04B	5E04B	5E04B	5E04B	5E04B	5E04B	5E04B	5E04B	5E04B	5E04B
20960	210	GRL SMK INDPNDNT	5E04C	5E04C	5E04C	5E04C	5E04C	5E04C	5E04C	5E04C	5E04C	5E04C	5E04C	5E04C
20970	210	GRL SMK CONFORMG	5E04D	5E04D	5E04D	5E04D	5E04D	5E04D	5E04D	5E04D	5E04D	5E04D	5E04D	5E04D
20980	210	GRL SMK MATURE	5E04E	5E04E	5E04E	5E04E	5E04E	5E04E	5E04E	5E04E	5E04E	5E04E	5E04E	5E04E
20990	210	GRL SM TRY MATUR	5E04F	5E04F	5E04F	5E04F	5E04F	5E04F	5E04F	5E04F	5E04F	5E04F	5E04F	5E04F
21000	210	SMKRS ENJOY LIFE	5E05A	5E05A	5E05A	5E05A	5E05A	5E05A	5E05A	5E05A	5E05A	5E05A	5E05A	5E05A
21010	211	PRFR DATE N-SMKR	5E05B	5E05B	5E05B	5E05B	5E05B	5E05B	5E05B	5E05B	5E05B	5E05B	5E05B	5E05B
21020	211	HARMFUL CIG EXAG	5E05C	5E05C	5E05C	5E05C	5E05C	5E05C	5E05C	5E05C	5E05C	5E05C	5E05C	5E05C
21030	211	SMKR POOR JDGMNT	5E05D	5E05D	5E05D	5E05D	5E05D	5E05D	5E05D	5E05D	5E05D	5E05D	5E05D	5E05D
21040	211	DONT MIND SMOKNG	5E05E	5E05E	5E05E	5E05E	5E05E	5E05E	5E05E	5E05E	5E05E	5E05E	5E05E	5E05E
21050	211	SMKG DIRTY HABIT	5E05F	5E05F	5E05F	5E05F	5E05F	5E05F	5E05F	5E05F	5E05F	5E05F	5E05F	5E05F
21055	211	DTEST NEAR SMKRS	5E05G	5E05G	5E05G	5E05G	5E05G	5E05G	5E05G	5E05G	5E05G	5E05G	5E05G	5E05G

A11d: DRUGS. Own attitudes about use by people of high school age

22070	216	PR PTY-OTH HI AL	5E09C	5E09C	5E10C	5E10C	5E10C	5E10C	5E10C	5E10C	5E10C	5E10C	5E10C	5E10C
22090	217	PR PTY-OT USE MJ	5E09E	5E09E	5E10E	5E10E	5E10E	5E10E	5E10E	5E10E	5E10E	5E10E	5E10E	5E10E
22110	217	PR PTY-OT USE OT	5E09G	5E09G	5E10G	5E10G	5E10G	5E10G	5E10G	5E10G	5E10G	5E10G	5E10G	5E10G
22405	236	USE DRUGS-PEERS										6D05D	6D05D*	6D05D
30340	236	CIG SMKRS-PEERS										6D04D	6D04D*	6D04D

A12a: DRUGS. Parents' attitudes regarding drugs

11380		PRNT DAP CIGS												
11390		PRNT DAP TRY MRJ												
11400		PRNT DAP MJ OCC												
11410		PRNT DAP MJ REG												
11420		PRNT DAP TRY LSD												
11430		PRNT DAP TRY AMP												
11440		PRNT DAP 1-2DR/D												
11450		PRNT DAP 4-5DR/D												
11460		PRNT DAP 5+DR/WE												

A12b: DRUGS. Friends and fellow students' attitudes regarding drugs

11470	182	FRD DAP CIGS	4E07A	4E07A	4E07A	4E07A	4E07A	4E07A	4E07A	4E07A	4E07A	4E07A	4E07A	4E06A
11470	243	FRD DAP CIGS		6D12A	6D12A	6D10A	6D10A	6D10A	6D10A	6D10A	6D10A	6D10A	6D17C	6D18C
11480	182	FRD DAP TRY MARJ	4E07B	4E07B	4E07B	4E07B	4E07B	4E07B	4E07B	4E07B	4E07B	4E07B	4E07B	4E06B
11480	243	FRD DAP TRY MARJ		6D12B	6D12B	6D10B	6D10B	6D10B	6D10B	6D10B	6D10B	6D17G	6D17G	6D18G
11490	183	FRD DAP MJ OCC	4E07C	4E07C	4E07C	4E07C	4E07C	4E07C	4E07C	4E07C	4E07C	4E07C	4E07C	4E06C
11490	243	FRD DAP MJ OCC		6D12C	6D12C	6D10C	6D10C	6D10C	6D10C	6D10C	6D10C	6D17H	6D17H	6D18H
11500	183	FRD DAP MJ REG	4E07D	4E07D	4E07D	4E07D	4E07D	4E07D	4E07D	4E07D	4E07D	4E07D	4E07D	4E06D
11500	243	FRD DAP MJ REG		6D12D	6D12D	6D10D	6D10D	6D10D	6D10D	6D10D	6D10D	6D17I	6D17I	6D18I
11510	183	FRD DAP TRY LSD	4E07E	4E07E	4E07E	4E07E	4E07E	4E07E	4E07E	4E07E	4E07E	4E07E	4E07E	4E06E
11510		FRD DAP TRY LSD		6D12E										
11520	183	FRD DAP TRY AMP	4E07F	4E07F	4E07F	4E07F	4E07F	4E07F	4E07F	4E07F	4E07F	4E07F	4E07F	4E06F
11520		FRD DAP TRY AMP		6D12F										
11525	183	FRD DAP TRY COKE	4E07G	4E07G	4E07G	4E07G	4E07G	4E07G	4E07G	4E07G	4E07G	4E07G	4E07G	4E06G
11526	183	FRD DAP COKE OCC	4E07H	4E07H	4E07H	4E07H	4E07H	4E07H	4E07H	4E07H	4E07H	4E07H	4E07H	4E06H
11530	183	FRD DAP 1-2DR/DA	4E07I	4E07I	4E07I	4E07I	4E07I	4E07I	4E07I	4E07I	4E07I	4E07I	4E07I	4E06I
11530	244	FRD DAP 1-2DR/DA		6D12K	6D12I	6D10I	6D10I	6D10I	6D10I	6D10I	6D10I	6D17N	6D17N	6D18N
11540	183	FRD DAP 4-5DR/DA	4E07J	4E07J	4E07J	4E07J	4E07J	4E07J	4E07J	4E07J	4E07J	4E07J	4E07J	4E06J
11540	244	FRD DAP 4-5DR/DA		6D12L	6D12J	6D10J	6D10J	6D10J	6D10J	6D10J	6D10J	6D17O	6D17O	6D18O
11550	183	FRD DAP 5+DR/WKD	4E07K	4E07K	4E07K	4E07K	4E07K	4E07K	4E07K	4E07K	4E07K	4E07K	4E07K	4E06K
11550	244	FRD DAP 5+DR/WKD		6D12M	6D12K	6D10K	6D10K	6D10K	6D10K	6D10K	6D10K	6D17P	6D17P	6D18P
11551	183	FRD DAP DRIV+2DR	4E07L	4E07L	4E07L	4E07L	4E07L	4E07L	4E07L	4E07L	4E07L	4E07L	4E07L	4E06L
11551	244	FRD DAP DRIV+2DR		6D12N	6D12L	6D10L	6D10L	6D10L	6D10L	6D10L	6D10L	6D17Q	6D17Q	6D18Q

*=item text changed from previous year

A12b: DRUGS. Friends and fellow students' attitudes regarding drugs (continued)

A12c: DRUGS. Perception of drug users

A13a: DRUGS. Preferred legality for adults

A13b: DRUGS. Own response to legalization

[illegible]

A12b: DRUGS. Friends and fellow students' attitudes regarding drugs (continued)

A12c: DRUGS. Perception of drug users

A13a: DRUGS. Preferred legality for adults

A13b: DRUGS. Own response to legalization

[illegible]

[illegible]

[illegible]

A13c: DRUGS. Knowledge of marijuana laws

[illegible]

A14a: DRUGS. Risk of harm to self

[illegible]

A14a: DRUGS. Risk of harm to self (continued)

A14b: DRUGS. Risk of drug harm to others

A15a: DRUGS. Admitting use in questionnaire

A16a: DRUGS. Parent groups

A17a: DRUGS. Perceived use of drugs by role models

A17b: DRUGS. Perceived attitudes toward drugs by role models

[illegible]

Item Refer- ence Number	Page Loc. in this Volume	ITEM DESCRIPTION (ABBREVIATED)	QUESTIONNAIRE LOCATION BY YEAR (FORM, SECTION, AND QUESTION NUMBER)											
			1988	1989	1990	1991	1992	1993	1994	1995	1996	1997	1998	1999

A14a: DRUGS. Risk of harm to self (continued)

12520	200	RSK OF 1-2 DR/DA	5A23Q	5A23Q	5A23Q	5A23Q	5A23Q	5A23Q	5A23Q	5A23Q	5A23Q	5A23Q	5A23Q	5A23Q
12520	226	RSK OF 1-2 DR/DA		6A16T	6A16L	6A18L	6A18L	6A18L	6A18L	6A19L	6A19L	6A19L	6A17F	6A17F
12530	44	RSK OF 4-5 DR/D			1A012M	1A012M	1A012M	1A012M	1A012M	1A012M	1A012M	1A012M	1A012M	1A012M
12530	99	RSK OF 4-5 DR/DA			2A04G	2A04G	2A04G	2A04G	2A04G	2A04G	2A04G	2A04G	2A04G	2A04G
12530	142	RSK OF 4-5 DR/DA			3A29M	3A29M	3A29M	3A29M	3A29M	3A29M	3A29M	3A29M	3A29M	3A29M
12530	200	RSK OF 4-5 DR/DA	5A23R	5A23R	5A23R	5A23R	5A23R	5A23R	5A23R	5A23R	5A23R	5A23R	5A23R	5A23R
12530	227	RSK OF 4-5 DR/DA		6A16U	6A16M	6A18M	6A18M	6A18M	6A18M	6A19M	6A19M	6A19M	6A17G	6A17G
12540	44	RSK OF 5+DR/WKN			1A012N	1A012N	1A012N	1A012N	1A012N	1A012N	1A012N	1A012N	1A012N	1A012N
12540	99	RSK OF 5+DR/WKND			2A04H	2A04H	2A04H	2A04H	2A04H	2A04H	2A04H	2A04H	2A04H	2A04H
12540	142	RSK OF 5+DR/WKND			3A29N	3A29N	3A29N	3A29N	3A29N	3A29N	3A29N	3A29N	3A29N	3A29N
12540	200	RSK OF 5+DR/WKND	5A23S	5A23S	5A23S	5A23S	5A23S	5A23S	5A23S	5A23S	5A23S	5A23S	5A23S	5A23S
12540	227	RSK OF 5+DR/WKND		6A16V	6A16N	6A18N	6A18N	6A18N	6A18N	6A19N	6A19N	6A19N	6A17H	6A17H
23040	227	RSK MDMA 1-2X											6A17J	6A17J
23620		RSK OF STEROIDS		6A16W										
24420	117	RSK ICE 1-2X			2E02H	2E02H	2E02H	2E02H	2E02H	2E02H	2E02H	2E02H	2E02H	2E02H
24510	227	RSK STEROID ATHL			6A16O	6A18O	6A18O	6A11O	6A11O	6A19O	6A19O	6A17I	6A17I	6A17I
29600	44	RSK H -NDL 1-2X								1A012O	1A012O	1A012O	1A012O	1A012O
29610	44	RSK H -NDL OCC								1A012P	1A012P	1A012P	1A012P	1A012P

A14b: DRUGS. Risk of drug harm to others

07320		RSK/OT CIG1+PK/D												
07330		RSK/OT MJ 1-2 X												
07340		RSK/OT MJ OCSNLY												
07350		RSK/OT MJ REGLY												
07360		RSK/OT LSD 1-2 X												
07370		RSK/OT LSD REGLY												
07380		RSK/OT 'H' 1-2 X												
07390		RSK/OT 'H' OCSNL												
07400		RSK/OT 'H' REGLY												
07410		RSK/OT BARB 1-2X												
07420		RSK/OT BARB REGY												
07430		RSK/OT AMPH 1-2X												
07440		RSK/OT AMPH REG												
07450		RSK/OT COKE 1-2X												
07460		RSK/OT COKE REG												
07470		RSK/OT 1-2 DRINK												
07480		RSK/OT 1-2 DR/DA												
07490		RSK/OT 4-5 DR/DA												
07500		RSK/OT 5+DR/WKND												

A15a: DRUGS. Admitting use in questionnaire

20800	217	WLD ADMT USE MJ	5E10	5E10	5E11	5E11	5E11	5E11	5E11	5E11	5E11	5E11	5E11	5E11
20810	217	WLD ADMT USE AMP	5E11	5E11	5E12	5E12	5E12	5E12	5E12	5E12	5E12	5E12	5E12	5E12
20820	217	WLD ADMT USE HER	5E12	5E12	5E13	5E13	5E13	5E13	5E13	5E13	5E13	5E13	5E13	5E13

A16a: DRUGS. Parent groups

21730		IDEA PARENTS GRP												
21740		#FRNDS PRNTS GRP												
21750		OWN PRNTS IN GRP												
21760		GP IMPCT OWN FLG												
21770		GP CHG RELP PRNT												
21780		#FRNDS ANTIDG GP												
21790		EVR IN ANTIDG GP												

A17a: DRUGS. Perceived use of drugs by role models

22380	184	USE DRUGS-ATHLTS	4E08A	4E08A	4E08A	4E08A	4E08A	4E08A	4E08A	4E08A	4E08A	4E08A	4E08A	4E07A
22380	236	USE DRUGS-ATHLTS										6D05A	6D05A*	6D05A
22390	184	USE DRUGS-ROCKRS	4E08B	4E08B	4E08B	4E08B	4E08B	4E08B	4E08B	4E08B	4E08B	4E08B	4E08B	4E07B
22390	236	USE DRUGS-ROCKRS										6D05B	6D05B*	6D05B
22400	184	USE DRUGS-ACTORS	4E08C	4E08C	4E08C	4E08C	4E08C	4E08C	4E08C	4E08C	4E08C	4E08C	4E08C	4E07C
22400	236	USE DRUGS-ACTORS										6D05C	6D05C*	6D05C
22405	236	USE DRUGS-PEERS										6D05D	6D05D*	6D05D
30310	235	CIG SMKRS-ATHLTS										6D04A	6D04A*	6D04A
30320	235	CIG SMKRS-ROCKRS										6D04B	6D04B*	6D04B
30330	235	CIG SMKRS-ACTORS										6D04C	6D04C*	6D04C
30340	236	CIG SMKRS-PEERS										6D04D	6D04D*	6D04D

A17b: DRUGS. Perceived attitudes toward drugs by role models

22420	184	DISAP USE-ATHLTS	4E09A	4E09A	4E09A	4E09A	4E09A	4E09A	4E09A	4E09A	4E09A	4E09A	4E09A	4E08A
22430	184	DISAP USE-ROCKRS	4E09B	4E09B	4E09B	4E09B	4E09B	4E09B	4E09B	4E09B	4E09B	4E09B	4E09B	4E08B
22440	185	DISAP USE-ACTORS	4E09C	4E09C	4E09C	4E09C	4E09C	4E09C	4E09C	4E09C	4E09C	4E09C	4E09C	4E08C
22450	185	DISAP USE-PEOPLE	4E09D	4E09D	4E09D	4E09D	4E09D	4E09D	4E09D	4E09D	4E09D	4E09D	4E09D	4E08D

Item Reference Number	Page Loc. in this Volume	ITEM DESCRIPTION (ABBREVIATED)	QUESTIONNAIRE LOCATION BY YEAR (FORM, SECTION, AND QUESTION NUMBER)											
			1976	1977	1978	1979	1980	1981	1982	1983	1984	1985	1986	1987

A18a: DRUGS. Advertising

30260	234	#X ANTISMK TV/RD												
30270	234	#X ANTISMK PRINT												
30280	235	ANTISMK ADS<FVRB												
30290	235	ANTISMK ADS<LKLY												
30300	235	ANTISMK ADS EXAG												

A18b: DRUGS. Logos

30160	233	OWN TOBACCO LOGO												
30170	233	CIG LOGO CAMEL												
30180	233	CIG LOGO KOOL												
30190	233	CIG LOGO MARLB												
30200	233	CIG LOGO NEWPT												
30210	233	CIG LOGO VASLM												
30220	233	CIG LOGO OTHER												

A18c: DRUGS. Coupons

30230	234	SAVED CIG COUPON												
30240	234	SAVE CIG CPN NOW												

A18d: DRUGS. Free samples

30250	234	CO GIVE FREE CIG												
-------	-----	------------------	--	--	--	--	--	--	--	--	--	--	--	--

A18e: DRUGS. Movies or TV

30360	236	SMKRS MOVIE THTR												
30370	237	SMKRS MOVIE HOME												

B01: EDUCATION. High school: scholastic status, objectives, experiences

00390	19	WHEN R XPCT GRA	1C14	1C14	1C14	1C14	1C14	1C14	1C14	1C14	1C14	1C14	1C14	1C14
00390	19	WHEN R XPCT GRAD	2C14	2C14	2C14	2C14	2C14	2C14	2C14	2C14	2C14	2C14	2C14	2C14
00390	19	WHEN R XPCT GRAD	3C14	3C14	3C14	3C14	3C14	3C14	3C14	3C14	3C14	3C14	3C14	3C14
00390	19	WHEN R XPCT GRAD	4C14	4C14	4C14	4C14	4C14	4C14	4C14	4C14	4C14	4C14	4C14	4C14
00390	19	WHEN R XPCT GRAD	5C14	5C14	5C14	5C14	5C14	5C14	5C14	5C14	5C14	5C14	5C14	5C14
00390	19	WHEN R XPCT GRAD												
00400	19	R'S HS PROGRAM	1C15	1C15	1C15	1C15	1C15	1C15	1C15	1C15	1C15	1C15	1C15	1C15
00400	19	R'S HS PROGRAM	2C15	2C15	2C15	2C15	2C15	2C15	2C15	2C15	2C15	2C15	2C15	2C15
00400	19	R'S HS PROGRAM	3C15	3C15	3C15	3C15	3C15	3C15	3C15	3C15	3C15	3C15	3C15	3C15
00400	19	R'S HS PROGRAM	4C15	4C15	4C15	4C15	4C15	4C15	4C15	4C15	4C15	4C15	4C15	4C15
00400	19	R'S HS PROGRAM	5C15	5C15	5C15	5C15	5C15	5C15	5C15	5C15	5C15	5C15	5C15	5C15
00400	19	R'S HS PROGRAM												
00410	19	RT SF SCH AB>AV	1C16	1C16	1C16	1C16	1C16	1C16	1C16	1C16	1C16	1C16	1C16	1C16
00410	19	RT SF SCH AB>AVG	2C16	2C16	2C16	2C16	2C16	2C16	2C16	2C16	2C16	2C16	2C16	2C16
00410	19	RT SF SCH AB>AVG	3C16	3C16	3C16	3C16	3C16	3C16	3C16	3C16	3C16	3C16	3C16	3C16
00410	19	RT SF SCH AB>AVG	4C16	4C16	4C16	4C16	4C16	4C16	4C16	4C16	4C16	4C16	4C16	4C16
00410	19	RT SF SCH AB>AVG	5C16	5C16	5C16	5C16	5C16	5C16	5C16	5C16	5C16	5C16	5C16	5C16
00410	19	RT SF SCH AB>AVG												
00420	19	RT SF INTELL>AV	1C17	1C17	1C17	1C17	1C17	1C17	1C17	1C17	1C17	1C17	1C17	1C17
00420	19	RT SF INTELL>AVG	2C17	2C17	2C17	2C17	2C17	2C17	2C17	2C17	2C17	2C17	2C17	2C17
00420	19	RT SF INTELL>AVG	3C17	3C17	3C17	3C17	3C17	3C17	3C17	3C17	3C17	3C17	3C17	3C17
00420	19	RT SF INTELL>AVG	4C17	4C17	4C17	4C17	4C17	4C17	4C17	4C17	4C17	4C17	4C17	4C17
00420	19	RT SF INTELL>AVG	5C17	5C17	5C17	5C17	5C17	5C17	5C17	5C17	5C17	5C17	5C17	5C17
00420	19	RT SF INTELL>AVG												
00470	20	R HS GRADE/D=1	1C20	1C20	1C20	1C20	1C20	1C20	1C20	1C20	1C20	1C20	1C20	1C20
00470	20	R HS GRADE/D=1	2C20	2C20	2C20	2C20	2C20	2C20	2C20	2C20	2C20	2C20	2C20	2C20
00470	20	R HS GRADE/D=1	3C20	3C20	3C20	3C20	3C20	3C20	3C20	3C20	3C20	3C20	3C20	3C20
00470	20	R HS GRADE/D=1	4C20	4C20	4C20	4C20	4C20	4C20	4C20	4C20	4C20	4C20	4C20	4C20
00470	20	R HS GRADE/D=1	5C20	5C20	5C20	5C20	5C20	5C20	5C20	5C20	5C20	5C20	5C20	5C20
00470	20	R HS GRADE/D=1												
01310	37	SAT EDUC EXPRNC	1A006E	1A006E	1A006E	1A006E	1A006E	1A006E	1A006E	1A006E	1A006E	1A006E	1A006E	1A006E
01660	42	GO SCH ENJY XPR	1A011I	1A011I	1A011I	1A011I	1A011I	1A011I	1A011I	1A011I	1A011I	1A011I	1A011I	1A011I
01670	42	DO WL SC IMP/JB	1A011J	1A011J	1A011J	1A011J	1A011J	1A011J	1A011J	1A011J	1A011J	1A011J	1A011J	1A011J
05700	85	*SC WRK NVR MNG	1D002	1D002	1D002	1D002	1D002	1D002	1D002	1D002	1D002	1D002	1D002	1D002
05700	220	*SC WRK NVR MNG												
05710	85	*MST COUR V DUL	1D003	1D003	1D003	1D003	1D003	1D003	1D003	1D003	1D003	1D003	1D003	1D003
05710	220	*MST COUR V DUL												
05720	85	*LRN SCH NT IMP	1D004	1D004	1D004	1D004	1D004	1D004	1D004	1D004	1D004	1D004	1D004	1D004
05720	220	*LRN SCH NT IMP												
07630	85	R LIKES SCHOOL	1D001	1D001	1D001	1D001	1D001	1D001	1D001	1D001	1D001	1D001	1D001	1D001
07630	123	R LIKES SCHOOL	2E02	2E06	2E06	2E08	2E09	2E09	2E12	2E12	2E12	2E12	2E12	2E12
07630		R LIKES SCHOOL	3E08	3E07	3E07	3E07	3E07	3E07						
07630		R LIKES SCHOOL	4E10											
07630		R LIKES SCHOOL	5E04	5E05	5E05	5E03	5E05							
07640	123	HRS/WK SPND HMWK	2E03	2E07	2E07	2E09	2E10	2E10	2E13	2E13	2E13	2E13	2E13	2E13
09860		HAD SEX ED IN HS	3E09	3E08	3E08	3E08	3E08	3E08	3E04	3E04	3E04	3E04	3E04	3E04
09870		STUDY BC IN HS	3E10	3E09	3E09	3E09	3E09	3E09	3E05	3E05	3E05	3E05	3E05	3E05

Item Reference Number	Page Loc. in this Volume	ITEM DESCRIPTION (ABBREVIATED)	QUESTIONNAIRE LOCATION BY YEAR (FORM, SECTION, AND QUESTION NUMBER)												
			1988	1989	1990	1991	1992	1993	1994	1995	1996	1997	1998	1999	

A18a: DRUGS. Advertising

30260	234	#X ANTISMK TV/RD										6D01	6D01	6D01
30270	234	#X ANTISMK PRINT										6D02	6D02	6D02
30280	235	ANTISMK ADS<FVRB										6D03A	6D03A	6D03A
30290	235	ANTISMK ADS<LKLY										6D03B	6D03B	6D03B
30300	235	ANTISMK ADS EXAG										6D03C	6D03C	6D03C

A18b: DRUGS. Logos

30160	233	OWN TOBACCO LOGO										6B16	6B16	6B16
30170	233	CIG LOGO CAMEL										6B16Aa	6B16Aa	6B16Aa
30180	233	CIG LOGO KOOL										6B16Ab	6B16Ab	6B16Ab
30190	233	CIG LOGO MARLB										6B16Ac	6B16Ac	6B16Ac
30200	233	CIG LOGO NEWPT										6B16Ad	6B16Ad	6B16Ad
30210	233	CIG LOGO VASLM										6B16Ae	6B16Ae	6B16Ae
30220	233	CIG LOGO OTHER										6B16Af	6B16Af	6B16Af

A18c: DRUGS. Coupons

30230	234	SAVED CIG COUPON										6B17	6B17	6B17
30240	234	SAVE CIG CPN NOW										6B17A	6B17A	6B17A

A18d: DRUGS. Free samples

30250	234	CO GIVE FREE CIG										6B18	6B18	6B18
-------	-----	------------------	--	--	--	--	--	--	--	--	--	------	------	------

A18e: DRUGS. Movies or TV

30360	236	SMKRS MOVIE THTR										6D06	6D06	6D06
30370	237	SMKRS MOVIE HOME										6D07	6D07	6D07

B01: EDUCATION. High school: scholastic status, objectives, experiences

00390	19	WHEN R XPCT GRA	1C14	1C14	1C14	1C014	1C014	1C014	1C014	1C014	1C014	1C014	1C014	1C014
00390	19	WHEN R XPCT GRAD	2C14	2C14	2C14	2C14	2C14	2C14	2C14	2C14	2C14	2C14	2C14	2C14
00390	19	WHEN R XPCT GRAD	3C14	3C14	3C14	3C14	3C14	3C14	3C14	3C14	3C14	3C14	3C14	3C14
00390	19	WHEN R XPCT GRAD	4C14	4C14	4C14	4C14	4C14	4C14	4C14	4C14	4C14	4C14	4C14	4C14
00390	19	WHEN R XPCT GRAD	5C14	5C14	5C14	5C14	5C14	5C14	5C14	5C14	5C14	5C14	5C14	5C14
00390	19	WHEN R XPCT GRAD		6C14	6C14	6C14	6C14	6C14	6C14	6C14	6C14	6C14	6C14	6C14
00400	19	R'S HS PROGRAM	1C15	1C15	1C15	1C015	1C015	1C015	1C015	1C015	1C015	1C015	1C015	1C015
00400	19	R'S HS PROGRAM	2C15	2C15	2C15	2C15	2C15	2C15	2C15	2C15	2C15	2C15	2C15	2C15
00400	19	R'S HS PROGRAM	3C15	3C15	3C15	3C15	3C15	3C15	3C15	3C15	3C15	3C15	3C15	3C15
00400	19	R'S HS PROGRAM	4C15	4C15	4C15	4C15	4C15	4C15	4C15	4C15	4C15	4C15	4C15	4C15
00400	19	R'S HS PROGRAM	5C15	5C15	5C15	5C15	5C15	5C15	5C15	5C15	5C15	5C15	5C15	5C15
00400	19	R'S HS PROGRAM		6C15	6C15	6C15	6C15	6C15	6C15	6C15	6C15	6C15	6C15	6C15
00410	19	RT SF SCH AB>AV	1C16	1C16	1C16	1C016	1C016	1C016	1C016	1C016	1C016	1C016	1C016	1C016
00410	19	RT SF SCH AB>AVG	2C16	2C16	2C16	2C16	2C16	2C16	2C16	2C16	2C16	2C16	2C16	2C16
00410	19	RT SF SCH AB>AVG	3C16	3C16	3C16	3C16	3C16	3C16	3C16	3C16	3C16	3C16	3C16	3C16
00410	19	RT SF SCH AB>AVG	4C16	4C16	4C16	4C16	4C16	4C16	4C16	4C16	4C16	4C16	4C16	4C16
00410	19	RT SF SCH AB>AVG	5C16	5C16	5C16	5C16	5C16	5C16	5C16	5C16	5C16	5C16	5C16	5C16
00410	19	RT SF SCH AB>AVG		6C16	6C16	6C16	6C16	6C16	6C16	6C16	6C16	6C16	6C16	6C16
00420	19	RT SF INTELL>AV	1C17	1C17	1C17	1C017	1C017	1C017	1C017	1C017	1C017	1C017	1C017	1C017
00420	19	RT SF INTELL>AVG	2C17	2C17	2C17	2C17	2C17	2C17	2C17	2C17	2C17	2C17	2C17	2C17
00420	19	RT SF INTELL>AVG	3C17	3C17	3C17	3C17	3C17	3C17	3C17	3C17	3C17	3C17	3C17	3C17
00420	19	RT SF INTELL>AVG	4C17	4C17	4C17	4C17	4C17	4C17	4C17	4C17	4C17	4C17	4C17	4C17
00420	19	RT SF INTELL>AVG	5C17	5C17	5C17	5C17	5C17	5C17	5C17	5C17	5C17	5C17	5C17	5C17
00420	19	RT SF INTELL>AVG	6C17	6C17	6C17	6C17	6C17	6C17	6C17	6C17	6C17	6C17	6C17	6C17
00470	20	R HS GRADE/D=1	1C20	1C20	1C20	1C020	1C020	1C020	1C020	1C020	1C020	1C020	1C020	1C020
00470	20	R HS GRADE/D=1	2C20	2C20	2C20	2C20	2C20	2C20	2C20	2C20	2C20	2C20	2C20	2C20
00470	20	R HS GRADE/D=1	3C20	3C20	3C20	3C20	3C20	3C20	3C20	3C20	3C20	3C20	3C20	3C20
00470	20	R HS GRADE/D=1	4C20	4C20	4C20	4C20	4C20	4C20	4C20	4C20	4C20	4C20	4C20	4C20
00470	20	R HS GRADE/D=1	5C20	5C20	5C20	5C20	5C20	5C20	5C20	5C20	5C20	5C20	5C20	5C20
00470	20	R HS GRADE/D=1	6C20	6C20	6C20	6C20	6C20	6C20	6C20	6C20	6C20	6C20	6C20	6C20
01310	37	SAT EDUC EXPRNC	1A006E	1A006E	1A006E	1A006E	1A006E	1A006E	1A006E	1A006E	1A006E	1A006E	1A006E	1A006E
01660	42	GO SCH ENJY XPR	1A011I	1A011I	1A011I	1A011I	1A011I	1A011I	1A011I	1A011I	1A011I	1A011I	1A011I	1A011I
01670	42	DO WL SC IMP/JB	1A011J	1A011J	1A011J	1A011J	1A011J	1A011J	1A011J	1A011J	1A011J	1A011J	1A011J	1A011J
05700	85	*SC WRK NVR MNG	1D002	1D002	1D002	1D002	1D002	1D002	1D002	1D002	1D002	1D002	1D002	1D002
05700	220	*SC WRK NVR MNG	6A03	6A03	6A03	6A03	6A03	6A03	6A03	6A03	6A03	6A03	6A03	6A03
05710	85	*MST COUR V DUL	1D003	1D003	1D003	1D003	1D003	1D003	1D003	1D003	1D003	1D003	1D003	1D003
05710	220	*MST COUR V DUL		6A04	6A04	6A04	6A04	6A04	6A04	6A04	6A04	6A04	6A04	6A04
05720	85	*LRN SCH NT IMP	1D004	1D004	1D004	1D004	1D004	1D004	1D004	1D004	1D004	1D004	1D004	1D004
05720	220	*LRN SCH NT IMP		6A05	6A05	6A05	6A05	6A05	6A05	6A05	6A05	6A05	6A05	6A05
07630	85	R LIKES SCHOOL	1D001	1D001	1D001	1D001	1D001	1D001	1D001	1D001	1D001	1D001	1D001	1D001
07630	123	R LIKES SCHOOL	2E12	2E12	2E12	2E12	2E12	2E12	2E12	2E12	2E12	2E12	2E12	2E12
07630		R LIKES SCHOOL												
07630		R LIKES SCHOOL												
07640	123	HRS/WK SPND HMWK	2E13	2E13	2E13	2E13	2E13	2E13	2E13	2E13	2E13	2E13	2E13	2E13
09860		HAD SEX ED IN HS	3E04	3E04	3E04	3E04	3E04	3E04	3E04	3E04	3E04			
09870		STUDY BC IN HS	3E05	3E05	3E05	3E05	3E05	3E05	3E05	3E05	3E05			

Item Refer- ence Number	Page Loc. in this Volume	ITEM DESCRIPTION (ABBREVIATED)	QUESTIONNAIRE LOCATION BY YEAR (FORM, SECTION, AND QUESTION NUMBER)											
			1976	1977	1978	1979	1980	1981	1982	1983	1984	1985	1986	1987

B01: EDUCATION. High school: scholastic status, objectives, experiences (continued)

22170	123	SCH ACTV-PBLCTNS											2E07A	2E14A
22170	223	SCH ACTV-PBLCTNS											2E07B	2E14B
22180	123	SCH ACTV-PRF ART												
22180	224	SCH ACTV-PRF ART												
22190	124	SCH ACTV-ATHLTCS											2E07C	2E14C
22190	224	SCH ACTV-ATHLTCS												
22200	124	SCH ACTV-OTH ACT											2E07D	2E14D
22200	224	SCH ACTV-OTH ACT												
23090	220	LSTYR/ENJOY SCHL												
23100	220	LSTYR/HATE SCHL												
23110	220	LSTYR/DO BEST WK												
23120	220	LSTYR/SCH 2 HARD												
23130	221	LSTYR/FOOL ROUND												
23140	221	LSTYR/WK NT DONE												
23150	221	LSTYR/GT GD GRDS												
23160	221	LSTYR/U MISBEHAV												
23170	221	LSTYR/SKIP SCHL												
23180		8THGR/ENJOY SCHL												
23190		8THGR/HATE SCHL												
23200		8THGR/DO BEST WK												
23210		8THGR/SCH 2 HARD												
23220		8THGR/FOOL ROUND												
23230		8THGR/WK NT DONE												
23240		8THGR/GT GD GRDS												
23250		8THGR/U MISBEHAV												
23260		8THGR/SKIP SCHL												
23270	221	5-6GR/ENJOY SCHL												
23280	221	5-6GR/HATE SCHL												
23290	222	5-6GR/DO BEST WK												
23300	222	5-6GR/SCH 2 HARD												
23310	222	5-6GR/FOOL ROUND												
23320	222	5-6GR/WK NT DONE												
23330	222	5-6GR/GT GD GRDS												
23340	222	5-6GR/U MISBEHAV												
23350	222	5-6GR/SKIP SCHL												
23360	224	SCH ATV-ACDMC CL												
23370	224	SCH ATV-STDN GVT												
23530	224	EVER HELD BACK												
23540	224	NEED SUMMER SCHL												
23550	225	TCHR PRVNT SMKNG												
23560	225	TCHR PRVNT DRNKG												
23570	225	TCHR PRVNT DRUGS												
23580	225	CNSEQNC 4 SMOKNG												
23590	225	CNSEQNC 4 ALCOHL												
23600	226	CNSEQNC 4 DRUGS												
29930	149	#HR/W CMPUTR SCH												

B02: EDUCATION. Combining work and school: attitudes, experiences

00590	21	HRS/W WRK SCHYR	1C23	1C23	1C23	1C23	1C23	1C23	1C23	1C23	1C23	1C23	1C23	1C23
00590	21	HRS/W WRK SCHYR	2C23	2C23	2C23	2C23	2C23	2C23	2C23	2C23	2C23	2C23	2C23	2C23
00590	21	HRS/W WRK SCHYR	3C23	3C23	3C23	3C23	3C23	3C23	3C23	3C23	3C23	3C23	3C23	3C23
00590	21	HRS/W WRK SCHYR	4C23	4C23	4C23	4C23	4C23	4C23	4C23	4C23	4C23	4C23	4C23	4C23
00590	21	HRS/W WRK SCHYR	5C23	5C23	5C23	5C23	5C23	5C23	5C23	5C23	5C23	5C23	5C23	5C23
00590	21	HRS/W WRK SCHYR												
05770	86	R IN WK-STDY PG	1D009	1D009	1D009	1D009	1D009	1D009	1D009	1D009	1D009	1D009	1D009	1D009
10260	161	JOB IMPC LRNING	4A08R	4A08R	4A08R	4A08R	4A08R	4A08R	4A08R	4A08R	4A08R	4A08R	4A08R	4A08R

B03: EDUCATION. Interracial contact at school

08220	133	DES AL CHL SM RC	3A10A	3A10A	3A10A	3A10A	3A10A	3A10A	3A10A	3A10A	3A10A	3A10A	3A10A	3A10A
08230	133	DES SM CHL OT RC	3A10B	3A10B	3A10B	3A10B	3A10B	3A10B	3A10B	3A10B	3A10B	3A10B	3A10B	3A10B
08240	133	DES MS CHL OT RC	3A10C	3A10C	3A10C	3A10C	3A10C	3A10C	3A10C	3A10C	3A10C	3A10C	3A10C	3A10C
08270	133	ELEMSCH AL OT RC	3A13	3A13	3A13	3A13	3A13	3A13	3A13	3A13	3A13	3A13	3A13	3A13
08280	133	HISCH AL OT RC	3A14	3A14	3A14	3A14	3A14	3A14	3A14	3A14	3A14	3A14	3A14	3A14
11890	190	RCL CNTCT SCHOOL	5A07A	5A07A	5A07A	5A07A	5A07A	5A07A	5A07A	5A07A	5A07A	5A07A	5A07A	5A07A

B04: EDUCATION. Student norms, misbehavior in class

05730	86	LOT CMPTN GRADE	1D005	1D005	1D005	1D005	1D005	1D005	1D005	1D005	1D005	1D005	1D005	1D005
05740	86	STDTS DSLK CHTG	1D006	1D006	1D006	1D006	1D006	1D006	1D006	1D006	1D006	1D006	1D006	1D006
05750	86	ST -LK PROV TCH	1D007	1D007	1D007	1D007	1D007	1D007	1D007	1D007	1D007	1D007	1D007	1D007
05760	86	FRD NCG/TCH -LK	1D008	1D008	1D008	1D008	1D008	1D008	1D008	1D008	1D008	1D008	1D008	1D008
13580	148	STS SCH RT FAMLY	5E05A	5E06A	5E06A	5E06A	5E04A	5E06A		3E06A	3E06A	3E06A	3E06A	3E06A
13590	148	STS SCH LDS STU	5E05B	5E06B	5E06B	5E04B	5E06B			3E06B	3E06B	3E06B	3E06B	3E06B
13600	148	STS SCH NIC CAR	5E05C	5E06C	5E06C	5E04C	5E06C			3E06C	3E06C	3E06C	3E06C	3E06C
13610	148	STS SCH HI GRDE	5E05D	5E06D	5E06D	5E04D	5E06D			3E06D	3E06D	3E06D	3E06D	3E06D
13620	149	STS SCH GD ATHLT	5E05E	5E06E	5E06E	5E04E	5E06E			3E06E	3E06E	3E06E	3E06E	3E06E
13630	149	STS SCH INTLCTL	5E05F	5E06F	5E06F	5E04F	5E06F			3E06F	3E06F	3E06F	3E06F	3E06F

Item Refer- ence Number	Page Loc. in this Volume	ITEM DESCRIPTION (ABBREVIATED)	QUESTIONNAIRE LOCATION BY YEAR (FORM, SECTION, AND QUESTION NUMBER)											
			1988	1989	1990	1991	1992	1993	1994	1995	1996	1997	1998	1999

B01: EDUCATION. High school: scholastic status, objectives, experiences (continued)

22170	123	SCH ACTV-PBLCTNS	2E14A	2E14A	2E14A	2E14A	2E14A	2E14A	2E14A	2E14A	2E14A	2E14A	2E14A	2E14A
22170	223	SCH ACTV-PBLCTNS		6A09A	6A09A	6A10A	6A09A	6A09A	6A09A	6A09A	6A09A	6A09A	6A09A	6A09A
22180	123	SCH ACTV-PRF ART	2E14B	2E14B	2E14B	2E14B	2E14B	2E14B	2E14B	2E14B	2E14B	2E14B	2E14B	2E14B
22180	224	SCH ACTV-PRF ART		6A09B	6A09B	6A10B	6A09B	6A09B	6A09B	6A09B	6A09B	6A09B	6A09B	6A09B
22190	124	SCH ACTV-ATHLTCS	2E14C	2E14C	2E14C	2E14C	2E14C	2E14C	2E14C	2E14C	2E14C	2E14C	2E14C	2E14C
22190	224	SCH ACTV-ATHLTCS		6A09C	6A09C	6A10C	6A09C	6A09C	6A09C	6A09C	6A09C	6A09C	6A09C	6A09C
22200	124	SCH ACTV-OTH ACT	2E14D	2E14D	2E14D	2E14D	2E14D	2E14D	2E14D	2E14D	2E14D	2E14D	2E14D	2E14D
22200	224	SCH ACTV-OTH ACT		6A09F	6A09F	6A10F	6A09F	6A09F	6A09F	6A09F	6A09F	6A09F	6A09F	6A09F
23090	220	LSTYR/ENJOY SCHL		6A06A	6A06A	6A06A	6A06A	6A06A	6A06A	6A06A	6A06A	6A06A	6A06A	6A06A
23100	220	LSTYR/HATE SCHL		6A06B	6A06B	6A06B	6A06B	6A06B	6A06B	6A06B	6A06B	6A06B	6A06B	6A06B
23110	220	LSTYR/DO BEST WK		6A06C	6A06C	6A06C	6A06C	6A06C	6A06C	6A06C	6A06C	6A06C	6A06C	6A06C
23120	220	LSTYR/SCH 2 HARD		6A06D	6A06D	6A06D	6A06D	6A06D	6A06D	6A06D	6A06D	6A06D	6A06D	6A06D
23130	221	LSTYR/FOOL ROUND		6A06E	6A06E	6A06E	6A06E	6A06E	6A06E	6A06E	6A06E	6A06E	6A06E	6A06E
23140	221	LSTYR/WK NT DONE		6A06F	6A06F	6A06F	6A06F	6A06F	6A06F	6A06F	6A06F	6A06F	6A06F	6A06F
23150	221	LSTYR/GT GD GRDS		6A06G	6A06G	6A06G	6A06G	6A06G	6A06G	6A06G	6A06G	6A06G	6A06G	6A06G
23160	221	LSTYR/U MISBEHAV		6A06H	6A06H	6A06H	6A06H	6A06H	6A06H	6A06H	6A06H	6A06H	6A06H	6A06H
23170	221	LSTYR/SKIP SCHL		6A06I	6A06I	6A06I	6A06I	6A06I	6A06I	6A06I	6A06I	6A06I	6A06I	6A06I
23180		8THGR/ENJOY SCHL		6A07A	6A07A	6A07A								
23190		8THGR/HATE SCHL		6A07B	6A07B	6A07B								
23200		8THGR/DO BEST WK		6A07C	6A07C	6A07C								
23210		8THGR/SCH 2 HARD		6A07D	6A07D	6A07D								
23220		8THGR/FOOL ROUND		6A07E	6A07E	6A07E								
23230		8THGR/WK NT DONE		6A07F	6A07F	6A07F								
23240		8THGR/GT GD GRDS		6A07G	6A07G	6A07G								
23250		8THGR/U MISBEHAV		6A07H	6A07H	6A07H								
23260		8THGR/SKIP SCHL		6A07I	6A07I	6A07I								
23270	221	5-6GR/ENJOY SCHL		6A08A	6A08A	6A08A	6A07A	6A07A	6A07A	6A07A	6A07A	6A07A	6A07A	6A07A
23280	221	5-6GR/HATE SCHL		6A08B	6A08B	6A08B	6A07B	6A07B	6A07B	6A07B	6A07B	6A07B	6A07B	6A07B
23290	222	5-6GR/DO BEST WK		6A08C	6A08C	6A08C	6A07C	6A07C	6A07C	6A07C	6A07C	6A07C	6A07C	6A07C
23300	222	5-6GR/SCH 2 HARD		6A08D	6A08D	6A08D	6A07D	6A07D	6A07D	6A07D	6A07D	6A07D	6A07D	6A07D
23310	222	5-6GR/FOOL ROUND		6A08E	6A08E	6A08E	6A07E	6A07E	6A07E	6A07E	6A07E	6A07E	6A07E	6A07E
23320	222	5-6GR/WK NT DONE		6A08F	6A08F	6A08F	6A07F	6A07F	6A07F	6A07F	6A07F	6A07F	6A07F	6A07F
23330	222	5-6GR/GT GD GRDS		6A08G	6A08G	6A08G	6A07G	6A07G	6A07G	6A07G	6A07G	6A07G	6A07G	6A07G
23340	222	5-6GR/U MISBEHAV		6A08H	6A08H	6A08H	6A07H	6A07H	6A07H	6A07H	6A07H	6A07H	6A07H	6A07H
23350	222	5-6GR/SKIP SCHL		6A08I	6A08I	6A08I	6A07I	6A07I	6A07I	6A07I	6A07I	6A07I	6A07I	6A07I
23360	224	SCH ATV-ACDMC CL		6A09D	6A09D	6A10D	6A09D	6A09D	6A09D	6A09D	6A09D	6A09D	6A09D	6A09D
23370	224	SCH ATV-STDN GVT		6A09E	6A09E	6A10E	6A09E	6A09E	6A09E	6A09E	6A09E	6A09E	6A09E	6A09E
23530	224	EVER HELD BACK		6A11	6A11	6A12*	6A11	6A11	6A11	6A11	6A11	6A11	6A11	6A11
23540	224	NEED SUMMER SCHL		6A12	6A12	6A13*	6A12	6A12	6A12	6A12	6A12	6A12	6A12	6A12
23550	225	TCHR PRVNT SMKNG		6A13A	6A13A	6A15A	6A15A	6A15A	6A16A	6A16A	6A16A	6A15A	6A15A	6A15A
23560	225	TCHR PRVNT DRNKG		6A13B	6A13B	6A15B	6A15B	6A15B	6A16B	6A16B	6A16B	6A15B	6A15B	6A15B
23570	225	TCHR PRVNT DRUGS		6A13C	6A13C	6A15C	6A15C	6A15C	6A16C	6A16C	6A16C	6A15C	6A15C	6A15C
23580	225	CNSEQNC 4 SMOKNG		6A14A	6A14A	6A16A	6A16A	6A16A	6A17A	6A17A	6A17A	6A16A	6A16A	6A16A
23590	225	CNSEQNC 4 ALCOHL		6A14B	6A14B	6A16B	6A16B	6A16B	6A17B	6A17B	6A17B	6A16B	6A16B	6A16B
23600	226	CNSEQNC 4 DRUGS		6A14C	6A14C	6A16C	6A16C	6A16C	6A17C	6A17C	6A17C	6A16C	6A16C	6A16C
29930	149	#HR/W CMPUTR SCH										3E06A	3E07A	3E07A

B02: EDUCATION. Combining work and school: attitudes, experiences

00590	21	HRS/W WRK SCHYR	1C23	1C23	1C23	1C023	1C023	1C023	1C023	1C023	1C023	1C023	1C023	1C023
00590	21	HRS/W WRK SCHYR	2C23	2C23	2C23	2C23	2C23	2C23	2C23	2C23	2C23	2C23	2C23	2C23
00590	21	HRS/W WRK SCHYR	3C23	3C23	3C23	3C23	3C23	3C23	3C23	3C23	3C23	3C23	3C23	3C23
00590	21	HRS/W WRK SCHYR	4C23	4C23	4C23	4C23	4C23	4C23	4C23	4C23	4C23	4C23	4C23	4C23
00590	21	HRS/W WRK SCHYR	5C23	5C23	5C23	5C23	5C23	5C23	5C23	5C23	5C23	5C23	5C23	5C23
00590	21	HRS/W WRK SCHYR		6C23	6C23	6C23	6C23	6C23	6C23	6C23	6C23	6C23	6C23	6C23
05770	86	R IN WK-STDY PG	1D009	1D009	1D009	1D009	1D009	1D009	1D009	1D009	1D009	1D009	1D009	1D009
10260	161	JOB IMPC LRNING	4A08R	4A08R	4A08R	4A08R	4A08R	4A08R	4A08R	4A08R	4A08R	4A08R	4A08R	4A08R

B03: EDUCATION. Interracial contact at school

08220	133	DES AL CHL SM RC	3A10A	3A10A	3A10A	3A10A	3A10A	3A10A	3A10A	3A10A	3A10A	3A10A	3A10A	3A10A
08230	133	DES SM CHL OT RC	3A10B	3A10B	3A10B	3A10B	3A10B	3A10B	3A10B	3A10B	3A10B	3A10B	3A10B	3A10B
08240	133	DES MS CHL OT RC	3A10C	3A10C	3A10C	3A10C	3A10C	3A10C	3A10C	3A10C	3A10C	3A10C	3A10C	3A10C
08270	133	ELEM SCH AL OT RC	3A13	3A13	3A13	3A13	3A13	3A13	3A13	3A13	3A13	3A13	3A13	3A13
08280	133	HISCH AL OT RC	3A14	3A14	3A14	3A14	3A14	3A14	3A14	3A14	3A14	3A14	3A14	3A14
11890	190	RCL CNTCT SCHOOL	5A07A	5A07A	5A07A	5A07A	5A07A	5A07A	5A07A	5A07A	5A07A	5A07A	5A07A	5A07A

B04: EDUCATION. Student norms, misbehavior in class

05730	86	LOT CMPTN GRADE	1D005	1D005	1D005	1D005	1D005	1D005	1D005	1D005	1D005	1D005	1D005	1D005
05740	86	STDTs DSLK CHTG	1D006	1D006	1D006	1D006	1D006	1D006	1D006	1D006	1D006	1D006	1D006	1D006
05750	86	ST -LK PROV TCH	1D007	1D007	1D007	1D007	1D007	1D007	1D007	1D007	1D007	1D007	1D007	1D007
05760	86	FRD NCG/TCH -LK	1D008	1D008	1D008	1D008	1D008	1D008	1D008	1D008	1D008	1D008	1D008	1D008
13580	148	STS SCH RT FAMLY	3E06A	3E06A	3E06A	3E06A	3E06A	3E06A	3E06A	3E06A	3E06A	3E04A	3E05A	3E05A
13590	148	STS SCH LDS STU	3E06B	3E06B	3E06B	3E06B	3E06B	3E06B	3E06B	3E06B	3E06B	3E04B	3E05B	3E05B
13600	148	STS SCH NIC CAR	3E06C	3E06C	3E06C	3E06C	3E06C	3E06C	3E06C	3E06C	3E06C	3E04C	3E05C	3E05C
13610	148	STS SCH HI GRDE	3E06D	3E06D	3E06D	3E06D	3E06D	3E06D	3E06D	3E06D	3E06D	3E04D	3E05D	3E05D
13620	149	STS SCH GD ATHLT	3E06E	3E06E	3E06E	3E06E	3E06E	3E06E	3E06E	3E06E	3E06E	3E04E	3E05E	3E05E
13630	149	STS SCH INTLCTL	3E06F	3E06F	3E06F	3E06F	3E06F	3E06F	3E06F	3E06F	3E06F	3E04F	3E05F	3E05F

* = item text changed from previous year

Item Refer- ence Number	Page Loc. in this Volume	ITEM DESCRIPTION (ABBREVIATED)	QUESTIONNAIRE LOCATION BY YEAR (FORM, SECTION, AND QUESTION NUMBER)											
			1976	1977	1978	1979	1980	1981	1982	1983	1984	1985	1986	1987

B04: EDUCATION. Student norms, misbehavior in class (continued)

13640	149	STS SCH PLN CLG	5E05G	5E06G	5E06G	5E04G	5E06G		3E06G	3E06G	3E06G	3E06G	3E06G	3E06G
25730	110	#X TCHR INTRUPT												
25740	110	#X MISBHVR INT U												
25760	111	SCHL RULES FAIR												

B05: EDUCATION. Counseling

05780	86	#X/YR COUNS IND	1D010	1D010	1D010	1D010	1D010	1D010	1D010	1D010	1D010	1D010	1D010	1D010
05790	87	#X/YR COUNS GRP	1D011	1D011	1D011	1D011	1D011	1D011	1D011	1D011	1D011	1D011	1D011	1D011
05800	87	R LK C COUNS MR	1D012	1D012	1D012	1D012	1D012	1D012	1D012	1D012	1D012	1D012	1D012	1D012
05810	87	CSLNG VRY HLPFL	1D013	1D013*	1D013	1D013	1D013	1D013	1D013	1D013	1D013	1D013	1D013	1D013
05811	87	CNSL COURSES				1D014A	1D014A	1D014A	1D014A	1D014A	1D014A	1D014A	1D014A	1D014A
05812	87	CNSL CL PROB				1D014B	1D014B	1D014B	1D014B	1D014B	1D014B	1D014B	1D014B	1D014B
05813	87	CNSL TRBL R IN				1D014C	1D014C	1D014C	1D014C	1D014C	1D014C	1D014C	1D014C	1D014C
05814	88	CNSL MILTRY PLN				1D014D	1D014D	1D014D	1D014D	1D014D	1D014D	1D014D	1D014D	1D014D
05815	88	CNSL EDUC PLANS				1D014E	1D014E	1D014E	1D014E	1D014E	1D014E	1D014E	1D014E	1D014E
05816	88	CNSL CAREER PLN				1D014F	1D014F	1D014F	1D014F	1D014F	1D014F	1D014F	1D014F	1D014F
05817	88	CNSL PRNL PROB				1D014G	1D014G	1D014G	1D014G	1D014G	1D014G	1D014G	1D014G	1D014G

B06: EDUCATION. Absenteeism and truancy

00430	19	#DA/4W SC MS IL	1C18A	1C18A	1C18A	1C18A	1C18A	1C18A	1C18A	1C18A	1C18A	1C18A	1C18A	1C18A
00430	19	#DA/4W SC MS ILL	2C18A	2C18A	2C18A	2C18A	2C18A	2C18A	2C18A	2C18A	2C18A	2C18A	2C18A	2C18A
00430	19	#DA/4W SC MS ILL	3C18A	3C18A	3C18A	3C18A	3C18A	3C18A	3C18A	3C18A	3C18A	3C18A	3C18A	3C18A
00430	19	#DA/4W SC MS ILL	4C18A	4C18A	4C18A	4C18A	4C18A	4C18A	4C18A	4C18A	4C18A	4C18A	4C18A	4C18A
00430	19	#DA/4W SC MS ILL	5C18A	5C18A	5C18A	5C18A	5C18A	5C18A	5C18A	5C18A	5C18A	5C18A	5C18A	5C18A
00430	19	#DA/4W SC MS ILL												
00440	20	#DA/4W SC MS CU	1C18B	1C18B	1C18B	1C18B	1C18B	1C18B	1C18B	1C18B	1C18B	1C18B	1C18B	1C18B
00440	20	#DA/4W SC MS CUT	2C18B	2C18B	2C18B	2C18B	2C18B	2C18B	2C18B	2C18B	2C18B	2C18B	2C18B	2C18B
00440	20	#DA/4W SC MS CUT	3C18B	3C18B	3C18B	3C18B	3C18B	3C18B	3C18B	3C18B	3C18B	3C18B	3C18B	3C18B
00440	20	#DA/4W SC MS CUT	4C18B	4C18B	4C18B	4C18B	4C18B	4C18B	4C18B	4C18B	4C18B	4C18B	4C18B	4C18B
00440	20	#DA/4W SC MS CUT	5C18B	5C18B	5C18B	5C18B	5C18B	5C18B	5C18B	5C18B	5C18B	5C18B	5C18B	5C18B
00440	20	#DA/4W SC MS CUT												
00450	20	#DA/4W SC MS OT	1C18C	1C18C	1C18C	1C18C	1C18C	1C18C	1C18C	1C18C	1C18C	1C18C	1C18C	1C18C
00450	20	#DA/4W SC MS OTH	2C18C	2C18C	2C18C	2C18C	2C18C	2C18C	2C18C	2C18C	2C18C	2C18C	2C18C	2C18C
00450	20	#DA/4W SC MS OTH	3C18C	3C18C	3C18C	3C18C	3C18C	3C18C	3C18C	3C18C	3C18C	3C18C	3C18C	3C18C
00450	20	#DA/4W SC MS OTH	4C18C	4C18C	4C18C	4C18C	4C18C	4C18C	4C18C	4C18C	4C18C	4C18C	4C18C	4C18C
00450	20	#DA/4W SC MS OTH	5C18C	5C18C	5C18C	5C18C	5C18C	5C18C	5C18C	5C18C	5C18C	5C18C	5C18C	5C18C
00450	20	#DA/4W SC MS OTH												
00460	20	#DA/4W SKP CLAS	1C19	1C19	1C19	1C19	1C19	1C19	1C19	1C19	1C19	1C19	1C19	1C19
00460	20	#DA/4W SKP CLASS	2C19	2C19	2C19	2C19	2C19	2C19	2C19	2C19	2C19	2C19	2C19	2C19
00460	20	#DA/4W SKP CLASS	3C19	3C19	3C19	3C19	3C19	3C19	3C19	3C19	3C19	3C19	3C19	3C19
00460	20	#DA/4W SKP CLASS	4C19	4C19	4C19	4C19	4C19	4C19	4C19	4C19	4C19	4C19	4C19	4C19
00460	20	#DA/4W SKP CLASS	5C19	5C19	5C19	5C19	5C19	5C19	5C19	5C19	5C19	5C19	5C19	5C19
00460	20	#DA/4W SKP CLASS												
23170	221	LSTYR/SKIP SCHL												
23260		8THGR/SKIP SCHL												
23350	222	5-6GR/SKIP SCHL												
25750	110	#X U UNEXCSD LAT												

B07: EDUCATION. Delinquency, victimization, and feeling safe at school

06540	105	FRQ FGT WRK/SCHL	2A19C	2A19C	2A19C	2A19C	2A19C	2A19C	2A19C	2A19C	2A19C	2A19C	2A19C	2A19C
06540		FRQ FGT WRK/SCHL												
06650	107	FRQ DMG SCH PPTY	2A19N	2A19N	2A19N	2A19N	2A19N	2A19N	2A19N	2A19N	2A19N	2A19N	2A19N	2A19N
06650		FRQ DMG SCH PPTY												
09871	150	SM1 SCL ROB <\$50		3E10A	3E10A				3E08A	3E08A	3E08A	3E08A	3E08A	3E08A
09871		SM1 SCL ROB <\$50	4E11A			5E06A	5E08A	5E13A						
09872	150	SM1 SCL ROB >\$50		3E10B	3E10B				3E08B	3E08B	3E08B	3E08B	3E08B	3E08B
09872		SM1 SCL ROB >\$50	4E11B			5E06B	5E08B	5E13B						
09872		SM1 SCL ROB >\$50												
09873	150	SM1 SCL DMG PRTY		3E10C	3E10C				3E08C	3E08C	3E08C	3E08C	3E08C	3E08C
09873		SM1 SCL DMG PRTY	4E11C			5E06C	5E08C	5E13C						
09873		SM1 SCL DMG PRTY												
09874	150	SM1 SCL IN U W/W		3E10D	3E10D				3E08D	3E08D	3E08D	3E08D	3E08D	3E08D
09874		SM1 SCL IN U W/W	4E11D											
09874		SM1 SCL IN U W/W				5E06D	5E08D	5E13D						
09875	151	SM1 SCL TH U W/W		3E10E	3E10E				3E08E	3E08E	3E08E	3E08E	3E08E	3E08E
09875		SM1 SCL TH U W/W	4E11E			5E06E	5E08E	5E13E						
09875		SM1 SCL TH U W/W												
09876	151	SM1 SCL IN U -WP		3E10F	3E10F				3E08F	3E08F	3E08F	3E08F	3E08F	3E08F
09876		SM1 SCL IN U -WP	4E11F			5E06F	5E08F	5E13F						
09876		SM1 SCL IN U -WP												
09877	151	SM1 SCL TH U W/I		3E10G	3E10G				3E08G	3E08G	3E08G	3E08G	3E08G	3E08G
09877		SM1 SCL TH U W/I	4E11G			5E06G	5E08G	5E13G						
09877		SM1 SCL TH U W/I												
23160	221	LSTYR/U MISBEHAV												
23250		8THGR/U MISBEHAV												

* = item text changed from previous year

Item Refer- ence Number	Page Loc. in this Volume	ITEM DESCRIPTION (ABBREVIATED)	QUESTIONNAIRE LOCATION BY YEAR (FORM, SECTION, AND QUESTION NUMBER)											
			1988	1989	1990	1991	1992	1993	1994	1995	1996	1997	1998	1999

B04: EDUCATION. Student norms, misbehavior in class (continued)

13640	149	STS SCH PLN CLG	3E06G	3E06G	3E06G	3E06G	3E06G	3E06G	3E06G	3E06G	3E06G	3E04G	3E05G	3E05G
25730	110	#X TCHR INTRUPT					2D02A	2D02A*	2D02A	2D02A	2D02A	2D02A	2D02A	2D02A
25740	110	#X MISBHVR INT U					2D02B	2D02B*	2D02B	2D02B	2D02B	2D02B	2D02B	2D02B
25760	111	SCHL RULES FAIR					2D03	2D03	2D03	2D03	2D03	2D03	2D03	2D03

B05: EDUCATION. Counseling

05780	86	#X/YR COUNS IND	1D010	1D010	1D010	1D010	1D010	1D010	1D010	1D010	1D010	1D010	1D010	1D010
05790	87	#X/YR COUNS GRP	1D011	1D011	1D011	1D011	1D011	1D011	1D011	1D011	1D011	1D011	1D011	1D011
05800	87	R LK C COUNS MR	1D012	1D012	1D012	1D012	1D012	1D012	1D012	1D012	1D012	1D012	1D012	1D012
05810	87	CSLNG VRY HLPFL	1D013	1D013	1D013	1D013	1D013	1D013	1D013	1D013	1D013	1D013	1D013	1D013
05811	87	CNSL COURSES	1D014A	1D014A	1D014A	1D014A	1D014A	1D014A	1D014A	1D014A	1D014A	1D014A	1D014A	1D014A
05812	87	CNSL CL PROB	1D014B	1D014B	1D014B	1D014B	1D014B	1D014B	1D014B	1D014B	1D014B	1D014B	1D014B	1D014B
05813	87	CNSL TRBL R IN	1D014C	1D014C	1D014C	1D014C	1D014C	1D014C	1D014C	1D014C	1D014C	1D014C	1D014C	1D014C
05814	88	CNSL MILTRY PLN	1D014D	1D014D	1D014D	1D014D	1D014D	1D014D	1D014D	1D014D	1D014D	1D014D	1D014D	1D014D
05815	88	CNSL EDUC PLANS	1D014E	1D014E	1D014E	1D014E	1D014E	1D014E	1D014E	1D014E	1D014E	1D014E	1D014E	1D014E
05816	88	CNSL CAREER PLN	1D014F	1D014F	1D014F	1D014F	1D014F	1D014F	1D014F	1D014F	1D014F	1D014F	1D014F	1D014F
05817	88	CNSL PRNL PROB	1D014G	1D014G	1D014G	1D014G	1D014G	1D014G	1D014G	1D014G	1D014G	1D014G	1D014G	1D014G

B06: EDUCATION. Absenteeism and truancy

00430	19	#DA/4W SC MS IL	1C18A	1C18A	1C18A	1C018A	1C018A	1C018A	1C018A	1C018A	1C018A	1C018A	1C018A	1C018A
00430	19	#DA/4W SC MS ILL	2C18A	2C18A	2C18A	2C18A	2C18A	2C18A	2C18A	2C18A	2C18A	2C18A	2C18A	2C18A
00430	19	#DA/4W SC MS ILL	3C18A	3C18A	3C18A	3C18A	3C18A	3C18A	3C18A	3C18A	3C18A	3C18A	3C18A	3C18A
00430	19	#DA/4W SC MS ILL	4C18A	4C18A	4C18A	4C18A	4C18A	4C18A	4C18A	4C18A	4C18A	4C18A	4C18A	4C18A
00430	19	#DA/4W SC MS ILL	5C18A	5C18A	5C18A	5C18A	5C18A	5C18A	5C18A	5C18A	5C18A	5C18A	5C18A	5C18A
00430	19	#DA/4W SC MS ILL	6C18A	6C18A	6C18A	6C18A	6C18A	6C18A	6C18A	6C18A	6C18A	6C18A	6C18A	6C18A
00440	20	#DA/4W SC MS CU	1C18B	1C18B	1C18B	1C018B	1C018B	1C018B	1C018B	1C018B	1C018B	1C018B	1C018B	1C018B
00440	20	#DA/4W SC MS CUT	2C18B	2C18B	2C18B	2C18B	2C18B	2C18B	2C18B	2C18B	2C18B	2C18B	2C18B	2C18B
00440	20	#DA/4W SC MS CUT	3C18B	3C18B	3C18B	3C18B	3C18B	3C18B	3C18B	3C18B	3C18B	3C18B	3C18B	3C18B
00440	20	#DA/4W SC MS CUT	4C18B	4C18B	4C18B	4C18B	4C18B	4C18B	4C18B	4C18B	4C18B	4C18B	4C18B	4C18B
00440	20	#DA/4W SC MS CUT	5C18B	5C18B	5C18B	5C18B	5C18B	5C18B	5C18B	5C18B	5C18B	5C18B	5C18B	5C18B
00440	20	#DA/4W SC MS CUT	6C18B	6C18B	6C18B	6C18B	6C18B	6C18B	6C18B	6C18B	6C18B	6C18B	6C18B	6C18B
00450	20	#DA/4W SC MS OT	1C18C	1C18C	1C18C	1C018C	1C018C	1C018C	1C018C	1C018C	1C018C	1C018C	1C018C	1C018C
00450	20	#DA/4W SC MS OTH	2C18C	2C18C	2C18C	2C18C	2C18C	2C18C	2C18C	2C18C	2C18C	2C18C	2C18C	2C18C
00450	20	#DA/4W SC MS OTH	3C18C	3C18C	3C18C	3C18C	3C18C	3C18C	3C18C	3C18C	3C18C	3C18C	3C18C	3C18C
00450	20	#DA/4W SC MS OTH	4C18C	4C18C	4C18C	4C18C	4C18C	4C18C	4C18C	4C18C	4C18C	4C18C	4C18C	4C18C
00450	20	#DA/4W SC MS OTH	5C18C	5C18C	5C18C	5C18C	5C18C	5C18C	5C18C	5C18C	5C18C	5C18C	5C18C	5C18C
00450	20	#DA/4W SC MS OTH	6C18C	6C18C	6C18C	6C18C	6C18C	6C18C	6C18C	6C18C	6C18C	6C18C	6C18C	6C18C
00460	20	#DA/4W SKP CLAS	1C19	1C19	1C19	1C019	1C019	1C019	1C019	1C019	1C019	1C019	1C019	1C019
00460	20	#DA/4W SKP CLASS	2C19	2C19	2C19	2C19	2C19	2C19	2C19	2C19	2C19	2C19	2C19	2C19
00460	20	#DA/4W SKP CLASS	3C19	3C19	3C19	3C19	3C19	3C19	3C19	3C19	3C19	3C19	3C19	3C19
00460	20	#DA/4W SKP CLASS	4C19	4C19	4C19	4C19	4C19	4C19	4C19	4C19	4C19	4C19	4C19	4C19
00460	20	#DA/4W SKP CLASS	5C19	5C19	5C19	5C19	5C19	5C19	5C19	5C19	5C19	5C19	5C19	5C19
00460	20	#DA/4W SKP CLASS	6C19	6C19	6C19	6C19	6C19	6C19	6C19	6C19	6C19	6C19	6C19	6C19
23170	221	LSTYR/SKIP SCHL		6A06I	6A06I	6A06I	6A06I	6A06I	6A06I	6A06I	6A06I	6A06I	6A06I	6A06I
23260		8THGR/SKIP SCHL		6A07I	6A07I	6A07I	6A07I	6A07I	6A07I	6A07I	6A07I	6A07I	6A07I	6A07I
23350	222	5-6GR/SKIP SCHL		6A08I	6A08I	6A08I	6A08I	6A08I	6A08I	6A08I	6A08I	6A08I	6A08I	6A08I
25750	110	#X U UNEXCSD LAT				2D02C	2D02C	2D02C*	2D02C	2D02C	2D02C	2D02C	2D02C	2D02C

B07: EDUCATION. Delinquency, victimization, and feeling safe at school

06540	105	FRQ FGT WRK/SCHL	2A19C	2A19C	2A19C	2A19C	2A19C	2A19C	2A19C	2A19C	2A19C	2A19C	2A19C	2A19C
06540		FRQ FGT WRK/SCHL		6A15C	6A15C	6A17C	6A17C	6A17C	6A18C	6A18C	6A18C	6A18C	6A18C	6A18C
06650	107	FRQ DMG SCH PPTY	2A19N	2A19N	2A19N	2A19N	2A19N	2A19N	2A19N	2A19N	2A19N	2A19N	2A19N	2A19N
06650		FRQ DMG SCH PPTY		6A15N	6A15N	6A17N	6A17N	6A17N	6A18N	6A18N	6A18N	6A18N	6A18N	6A18N
09871	150	SM1 SCL ROB <\$50	3E08A	3E08A	3E08A	3E08A	3E08A	3E08A	3E08A	3E08A	3E08A	3E08A	3E08A	3E08A
09871		SM1 SCL ROB <\$50												
09871	150	SM1 SCL ROB >\$50	3E08B	3E08B	3E08B	3E08B	3E08B	3E08B	3E08B	3E08B	3E08B	3E08B	3E08B	3E08B
09872		SM1 SCL ROB >\$50												
09872		SM1 SCL ROB >\$50												
09872		SM1 SCL ROB >\$50												
09873	150	SM1 SCL DMG PRTY	3E08C	3E08C	3E08C	3E08C	3E08C	3E08C	3E08C	3E08C	3E08C	3E08C	3E08C	3E08C
09873		SM1 SCL DMG PRTY												
09873		SM1 SCL DMG PRTY												
09874	150	SM1 SCL IN U W/W	3E08D	3E08D	3E08D	3E08D	3E08D	3E08D	3E08D	3E08D	3E08D	3E08D	3E08D	3E08D
09874		SM1 SCL IN U W/W												
09874		SM1 SCL IN U W/W												
09875	151	SM1 SCL TH U W/W	3E08E	3E08E	3E08E	3E08E	3E08E	3E08E	3E08E	3E08E	3E08E	3E08E	3E08E	3E08E
09875		SM1 SCL TH U W/W												
09875		SM1 SCL TH U W/W												
09876	151	SM1 SCL IN U -WP	3E08F	3E08F	3E08F	3E08F	3E08F	3E08F	3E08F	3E08F	3E08F	3E08F	3E08F	3E08F
09876		SM1 SCL IN U -WP												
09876		SM1 SCL IN U -WP												
09877	151	SM1 SCL TH U W/I	3E08G	3E08G	3E08G	3E08G	3E08G	3E08G	3E08G	3E08G	3E08G	3E08G	3E08G	3E08G
09877		SM1 SCL TH U W/I												
09877		SM1 SCL TH U W/I												
23160	221	LSTYR/U MISBEHAV		6A06H	6A06H	6A06H	6A06H	6A06H	6A06H	6A06H	6A06H	6A06H	6A06H	6A06H
23250		8THGR/U MISBEHAV		6A07H	6A07H	6A07H	6A07H	6A07H	6A07H	6A07H	6A07H	6A07H	6A07H	6A07H

*=item text changed from previous year

B07: EDUCATION. Delinquency, victimization, and feeling safe at school (continued)

B08: EDUCATION. Competency testing

B09: EDUCATION. Post high school: status, plans, characteristics

[illegible]

309

00480	20	R WL DO VOC/TEC	1C21A	1C21A	1C21A	1C021A	1C021A	1C021A	1C021A	1C021A	1C021A	1C021A	1C021A	1C021A
00480	20	R WL DO VOC/TEC	2C21A	2C21A	2C21A	2C21A	2C21A	2C21A	2C21A	2C21A	2C21A	2C21A	2C21A	2C21A
00480	20	R WL DO VOC/TEC	3C21A	3C21A	3C21A	3C21A	3C21A	3C21A	3C21A	3C21A	3C21A	3C21A	3C21A	3C21A
00480	20	R WL DO VOC/TEC	4C21A	4C21A	4C21A	4C21A	4C21A	4C21A	4C21A	4C21A	4C21A	4C21A	4C21A	4C21A
00480	20	R WL DO VOC/TEC	5C21A	5C21A	5C21A	5C21A	5C21A	5C21A	5C21A	5C21A	5C21A	5C21A	5C21A	5C21A
00480	20	R WL DO VOC/TEC	1C21B	6C21A	6C21A	6C21A	6C21A	6C21A	6C21A	6C21A	6C21A	6C21A	6C21A	6C21A
00490	20	R WL DO ARMD FC		1C21B	1C21B	1C021B	1C021B	1C021B	1C021B	1C021B	1C021B	1C021B	1C021B	1C021B
00490	20	R WL DO ARMD FC		2C21B	2C21B	2C21B	2C21B	2C21B	2C21B	2C21B	2C21B	2C21B	2C21B	2C21B
00490	20	R WL DO ARMD FC		3C21B	3C21B	3C21B	3C21B	3C21B	3C21B	3C21B	3C21B	3C21B	3C21B	3C21B
00490	20	R WL DO ARMD FC	4C21B	4C21B	4C21B	4C21B	4C21B	4C21B	4C21B	4C21B	4C21B	4C21B	4C21B	4C21B
00490	20	R WL DO ARMD FC	5C21B	5C21B	5C21B	5C21B	5C21B	5C21B	5C21B	5C21B	5C21B	5C21B	5C21B	5C21B
00490	20	R WL DO ARMD FC	1C21C	6C21B	6C21B	6C21B	6C21B	6C21B	6C21B	6C21B	6C21B	6C21B	6C21B	6C21B
00500	21	R WL DO 2YR CLG		1C21C	1C21C	1C021C	1C021C	1C021C	1C021C	1C021C	1C021C	1C021C	1C021C	1C021C
00500	21	R WL DO 2YR CLG		2C21C	2C21C	2C21C	2C21C	2C21C	2C21C	2C21C	2C21C	2C21C	2C21C	2C21C
00500	21	R WL DO 2YR CLG		3C21C	3C21C	3C21C	3C21C	3C21C	3C21C	3C21C	3C21C	3C21C	3C21C	3C21C
00500	21	R WL DO 2YR CLG	4C21C	4C21C	4C21C	4C21C	4C21C	4C21C	4C21C	4C21C	4C21C	4C21C	4C21C	4C21C
00500	21	R WL DO 2YR CLG	5C21C	5C21C	5C21C	5C21C	5C21C	5C21C	5C21C	5C21C	5C21C	5C21C	5C21C	5C21C
00500	21	R WL DO 2YR CLG	1C21D	6C21C	6C21C	6C21C	6C21C	6C21C	6C21C	6C21C	6C21C	6C21C	6C21C	6C21C
00510	21	R WL DO 4YR CLG		1C21D	1C21D	1C021D	1C021D	1C021D	1C021D	1C021D	1C021D	1C021D	1C021D	1C021D
00510	21	R WL DO 4YR CLG		2C21D	2C21D	2C21D	2C21D	2C21D	2C21D	2C21D	2C21D	2C21D	2C21D	2C21D
00510	21	R WL DO 4YR CLG		3C21D	3C21D	3C21D	3C21D	3C21D	3C21D	3C21D	3C21D	3C21D	3C21D	3C21D
00510	21	R WL DO 4YR CLG	4C21D	4C21D	4C21D	4C21D	4C21D	4C21D	4C21D	4C21D	4C21D	4C21D	4C21D	4C21D
00510	21	R WL DO 4YR CLG	5C21D	5C21D	5C21D	5C21D	5C21D	5C21D	5C21D	5C21D	5C21D	5C21D	5C21D	5C21D
00510	21	R WL DO 4YR CLG	1C21E	6C21D	6C21D	6C21D	6C21D	6C21D	6C21D	6C21D	6C21D	6C21D	6C21D	6C21D
00520	21	R WL DO GRD/PRF		1C21E	1C21E	1C021E	1C021E	1C021E	1C021E	1C021E	1C021E	1C021E	1C021E	1C021E
00520	21	R WL DO GRD/PRF		2C21E	2C21E	2C21E	2C21E	2C21E	2C21E	2C21E	2C21E	2C21E	2C21E	2C21E
00520	21	R WL DO GRD/PRF		3C21E	3C21E	3C21E	3C21E	3C21E	3C21E	3C21E	3C21E	3C21E	3C21E	3C21E
00520	21	R WL DO GRD/PRF	4C21E	4C21E	4C21E	4C21E	4C21E	4C21E	4C21E	4C21E	4C21E	4C21E	4C21E	4C21E
00520	21	R WL DO GRD/PRF	5C21E	5C21E	5C21E	5C21E	5C21E	5C21E	5C21E	5C21E	5C21E	5C21E	5C21E	5C21E
00520	21	R WL DO GRD/PRF	1C22A	6C21E	6C21E	6C21E	6C21E	6C21E	6C21E	6C21E	6C21E	6C21E	6C21E	6C21E
00530	21	R WNTDO VOC/TEC		1C22A	1C22A	1C22A	1C022A	1C022A	1C022A	1C022A	1C022A	1C022A	1C022A	1C022A
00530	21	R WNTDO VOC/TEC		2C22A	2C22A	2C22A	2C22A	2C22A	2C22A	2C22A	2C22A	2C22A	2C22A	2C22A
00530	21	R WNTDO VOC/TEC		3C22A	3C22A	3C22A	3C22A	3C22A	3C22A	3C22A	3C22A	3C22A	3C22A	3C22A
00530	21	R WNTDO VOC/TEC	4C22A	4C22A	4C22A	4C22A	4C22A	4C22A	4C22A	4C22A	4C22A	4C22A	4C22A	4C22A
00530	21	R WNTDO VOC/TEC	5C22A	5C22A	5C22A	5C22A	5C22A	5C22A	5C22A	5C22A	5C22A	5C22A	5C22A	5C22A
00530	21	R WNTDO VOC/TEC	1C22B	6C22A	6C22A	6C22A	6C22A	6C22A	6C22A	6C22A	6C22A	6C22A	6C22A	6C22A
00540	21	R WNTDO ARMD FC		1C22B	1C22B	1C022B	1C022B	1C022B	1C022B	1C022B	1C022B	1C022B	1C022B	1C022B
00540	21	R WNTDO ARMD FC		2C22B	2C22B	2C22B	2C22B	2C22B	2C22B	2C22B	2C22B	2C22B	2C22B	2C22B
00540	21	R WNTDO ARMD FC		3C22B	3C22B	3C22B	3C22B	3C22B	3C22B	3C22B	3C22B	3C22B	3C22B	3C22B
00540	21	R WNTDO ARMD FC	4C22B	4C22B	4C22B	4C22B	4C22B	4C22B	4C22B	4C22B	4C22B	4C22B	4C22B	4C22B
00540	21	R WNTDO ARMD FC	5C22B	5C22B	5C22B	5C22B	5C22B	5C22B	5C22B	5C22B	5C22B	5C22B	5C22B	5C22B
00540	21	R WNTDO ARMD FC	1C22C	6C22B	6C22B	6C22B	6C22B	6C22B	6C22B	6C22B	6C22B	6C22B	6C22B	6C22B
00550	21	R WNTDO 2YR CLG		1C22C	1C22C	1C022C	1C022C	1C022C	1C022C	1C022C	1C022C	1C022C	1C022C	1C022C
00550	21	R WNTDO 2YR CLG		2C22C	2C22C	2C22C	2C22C	2C22C	2C22C	2C22C	2C22C	2C22C	2C22C	2C22C
00550	21	R WNTDO 2YR CLG		3C22C	3C22C	3C22C	3C22C	3C22C	3C22C	3C22C	3C22C	3C22C	3C22C	3C22C
00550	21	R WNTDO 2YR CLG	4C22C	4C22C	4C22C	4C22C	4C22C	4C22C	4C22C	4C22C	4C22C	4C22C	4C22C	4C22C
00550	21	R WNTDO 2YR CLG	5C22C	5C22C	5C22C	5C22C	5C22C	5C22C	5C22C	5C22C	5C22C	5C22C	5C22C	5C22C
00550	21	R WNTDO 2YR CLG	1C22D	6C22C	6C22C	6C22C	6C22C	6C22C	6C22C	6C22C	6C22C	6C22C	6C22C	6C22C
00560	21	R WNTDO 4YR CLG		1C22D	1C22D	1C022D	1C022D	1C022D	1C022D	1C022D	1C022D	1C022D	1C022D	1C022D
00560	21	R WNTDO 4YR CLG		2C22D	2C22D	2C22D	2C22D	2C22D	2C22D	2C22D	2C22D	2C22D	2C22D	2C22D
00560	21	R WNTDO 4YR CLG		3C22D	3C22D	3C22D	3C22D	3C22D	3C22D	3C22D	3C22D	3C22D	3C22D	3C22D
00560	21	R WNTDO 4YR CLG	4C22D	4C22D	4C22D	4C22D	4C22D	4C22D	4C22D	4C22D	4C22D	4C22D	4C22D	4C22D
00560	21	R WNTDO 4YR CLG	5C22D	5C22D	5C22D	5C22D	5C22D	5C22D	5C22D	5C22D	5C22D	5C22D	5C22D	5C22D
00560	21	R WNTDO 4YR CLG	1C22E	6C22D	6C22D	6C22D	6C22D	6C22D	6C22D	6C22D	6C22D	6C22D	6C22D	6C22D
00570	21	R WNTDO GRD/PRF		1C22E	1C22E	1C022E	1C022E	1C022E	1C022E	1C022E	1C022E	1C022E	1C022E	1C022E
00570	21	R WNTDO GRD/PRF		2C22E	2C22E	2C22E	2C22E	2C22E	2C22E	2C22E	2C22E	2C22E	2C22E	2C22E
00570	21	R WNTDO GRD/PRF		3C22E	3C22E	3C22E	3C22E	3C22E	3C22E	3C22E	3C22E	3C22E	3C22E	3C22E
00570	21	R WNTDO GRD/PRF	4C22E	4C22E	4C22E	4C22E	4C22E	4C22E	4C22E	4C22E	4C22E	4C22E	4C22E	4C22E
00570	21	R WNTDO GRD/PRF	5C22E	5C22E	5C22E	5C22E	5C22E	5C22E	5C22E	5C22E	5C22E	5C22E	5C22E	5C22E
00570	21	R WNTDO GRD/PRF	1C22F	6C22E	6C22E	6C22E	6C22E	6C22E	6C22E	6C22E	6C22E	6C22E	6C22E	6C22E
00580	21	R WNTDO 2YR CLG		1C22F	1C22F	1C022F	1C022F	1C022F	1C022F	1C022F	1C022F	1C022F	1C022F	1C022F
00580	21	R WNTDO 2YR CLG		2C22F	2C22F	2C22F	2C22F	2C22F	2C22F	2C22F	2C22F	2C22F	2C22F	2C22F
00580	21	R WNTDO 2YR CLG		3C22F	3C22F	3C22F	3C22F	3C22F	3C22F	3C22F	3C22F	3C22F	3C22F	3C22F
00580	21	R WNTDO 2YR CLG	4C22F	4C22F	4C22F	4C22F	4C22F	4C22F	4C22F	4C22F	4C22F	4C22F	4C22F	4C22F
00580	21	R WNTDO 2YR CLG	5C22F	5C22F	5C22F	5C22F	5C22F	5C22F	5C22F	5C22F	5C22F	5C22F	5C22F	5C22F
00580	21	R WNTDO 2YR CLG	1C22G	6C22F	6C22F	6C22F	6C22F	6C22F	6C22F	6C22F	6C22F	6C22F	6C22F	6C22F
00590	21	R WNTDO 4YR CLG		1C22G	1C22G	1C022G	1C022G	1C022G	1C022G	1C022G	1C022G	1C022G	1C022G	1C022G
00590	21	R WNTDO 4YR CLG		2C22G	2C22G	2C22G	2C22G	2C22G	2C22G	2C22G	2C22G	2C22G	2C22G	2C22G
00590	21	R WNTDO 4YR CLG		3C22G	3C22G	3C22G	3C22G	3C22G	3C22G	3C22G	3C22G	3C22G	3C22G	3C22G
00590	21	R WNTDO 4YR CLG	4C22G	4C22G	4C22G	4C22G	4C22G	4C22G	4C22G	4C22G	4C22G	4C22G	4C22G	4C22G
00590	21	R WNTDO 4YR CLG	5C22G	5C22G	5C22G	5C22G	5C22G	5C22G	5C22G	5C22G	5C22G	5C22G	5C22G	5C22G
00590	21	R WNTDO 4YR CLG	1C22H	6C22G	6C22G	6C22G	6C22G	6C22G	6C22G	6C22G	6C22G	6C22G	6C22G	6C22G
00600	21	R WNTDO GRD/PRF		1C22H	1C22H	1C022H	1C022H	1C022H	1C022H	1C022H	1C022H	1C022H	1C022H	1C022H
00600	21	R WNTDO GRD/PRF		2C22H	2C22H	2C22H	2C22H	2C22H	2C22H	2C22H	2C22H	2C22H	2C22H	2C22H
00600	21	R WNTDO GRD/PRF		3C22H	3C22H	3C22H	3C22H	3C22H	3C22H	3C22H	3C22H	3C22H	3C22H	3C22H
00600	21	R WNTDO GRD/PRF	4C22H	4C22H	4C22H	4C22H	4C22H	4C22H	4C22H	4C22H	4C22H	4C22H	4C22H	4C22H
00600	21	R WNTDO GRD/PRF	5C22H	5C22H	5C22H	5C22H	5C22H	5C22H	5C22H	5C22H	5C22H	5C22H	5C22H	5C22H
00600	21	R WNTDO GRD/PRF	1C22I	6C22H	6C22H	6C22H	6C22H	6C22H	6C22H	6C22H	6C22H	6C22H	6C22H	6C22H
00610	21	R WNTDO 2YR CLG		1C22I	1C22I	1C022I	1C022I	1C022I	1C022I	1C022I	1C022I	1C022I	1C022I	1C022I
00610	21	R WNTDO 2YR CLG		2C22I	2C22I	2C22I	2C22I	2C22I	2C22I	2C22I	2C22I	2C22I	2C22I	2C22I
00610	21	R WNTDO 2YR CLG		3C22I	3C22I	3C22I	3C22I	3C22I	3C22I	3C22I	3C22I	3C22I	3C22I	3C22I
00610	21	R WNTDO 2YR CLG	4C22I	4C22I	4C22I	4C22I	4C22I	4C22I	4C22I	4C22I	4C22I	4C22I	4C22I	4C22I
00														

00590	21	HRS/W WRK SCHYR	1C23	1C23	1C23	1C23	1C23	1C23	1C23	1C23	1C23	1C23	1C23	1C23
00590	21	HRS/W WRK SCHYR	2C23	2C23	2C23	2C23	2C23	2C23	2C23	2C23	2C23	2C23	2C23	2C23
00590	21	HRS/W WRK SCHYR	3C23	3C23	3C23	3C23	3C23	3C23	3C23	3C23	3C23	3C23	3C23	3C23
00590	21	HRS/W WRK SCHYR	4C23	4C23	4C23	4C23	4C23	4C23	4C23	4C23	4C23	4C23	4C23	4C23
00590	21	HRS/W WRK SCHYR	5C23	5C23	5C23	5C23	5C23	5C23	5C23	5C23	5C23	5C23	5C23	5C23
00590	21	HRS/W WRK SCHYR												
01270	36	SAT PRESENT JOB	1A006A	1A006A	1A006A	1A006A	1A006A	1A006A	1A006A	1A006A	1A006A	1A006A	1A006A	1A006A
05770	86	R IN WK-STDY PG	1D009	1D009	1D009	1D009	1D009	1D009	1D009	1D009	1D009	1D009	1D009	1D009
06540	105	FRQ FGT WRK/SCHL	2A19C	2A19C	2A19C	2A19C	2A19C	2A19C	2A19C	2A19C	2A19C	2A19C	2A19C	2A19C
06540		FRQ FGT WRK/SCHL												
06660	107	FRQ DMG WK PRPTY	2A19O	2A19O	2A19O	2A19O	2A19O	2A19O	2A19O	2A19O	2A19O	2A19O	2A19O	2A19O
06660		FRQ DMG WK PRPTY												
10910	171	CMP SATFD W/JOB	4D02	4D02	4D02	4D02	4D02	4D02	4D02	4D02	4D02	4D02	4D02	4D02
11790	188	XPLC MK R GD WKR	5A04C	5A04C	5A04C	5A04C	5A04C	5A04C	5A04C	5A04C	5A04C	5A04C	5A04C	5A04C
11940	190	RCL CNTCT JOB	5A07F	5A07F	5A07F	5A07F	5A07F	5A07F	5A07F	5A07F	5A07F	5A07F	5A07F	5A07F
21530	170	RCNT EMPLYMT EXP							4D03A	4D03A	4D03A	4D03A	4D03A	4D03A
21540	171	JOB-#HRS/WEEK							4D03B	4D03B	4D03B	4D03B	4D03B	4D03B
21550	171	JOB-SUPERVSR AGE							4D04	4D04	4D04	4D04	4D04	4D04
21560	171	JOB-#WKRS OWN AG							4D05	4D05	4D05	4D05	4D05	4D05
21570	172	JOB-USE BEST SKL							4D06A	4D06A	4D06A	4D06A	4D06A	4D06A
21580	172	JOB-TEACH SKILLS							4D06B	4D06B	4D06B	4D06B	4D06B	4D06B
21590	172	JOB-USE LRND SKL							4D06C	4D06C	4D06C	4D06C	4D06C	4D06C
21600	172	JOB-DIF SOC BKGD							4D06D	4D06D	4D06D	4D06D	4D06D	4D06D
21610	172	JOB-OVER AGE 30							4D06E	4D06E	4D06E	4D06E	4D06E	4D06E
21620	172	JOB-->STRESS							4D06F	4D06F	4D06F	4D06F	4D06F	4D06F
21630	172	JOB-INTRFR W ED							4D06G	4D06G	4D06G	4D06G	4D06G	4D06G
21640	173	JOB-INTRFR W SOC							4D06H	4D06H	4D06H	4D06H	4D06H	4D06H
21650	173	JOB-INTRFR W FAM							4D06I	4D06I	4D06I	4D06I	4D06I	4D06I
21660	173	JOB-INTERESTING							4D07A	4D07A	4D07A	4D07A	4D07A	4D07A
21670	173	JOB-HAPPY FR LIF							4D07B	4D07B	4D07B	4D07B	4D07B	4D07B
21680	173	JOB-EXPCT FR LIF							4D07C	4D07C	4D07C	4D07C	4D07C	4D07C
21690	173	JOB-STEP STONE							4D07D	4D07D	4D07D	4D07D	4D07D	4D07D
21700	173	JOB-DO JST FOR \$							4D07E	4D07E	4D07E	4D07E	4D07E	4D07E
21710	174	JOB-TCHR HELP GT							4D08	4D08	4D08	4D08	4D08	4D08
21720	174	JOB-WORK STUDY							4D09	4D09	4D09	4D09	4D09	4D09
23520		YRS PRT-TIME JOB												

Item Refer- ence Number	Page Loc. in this Volume	ITEM DESCRIPTION (ABBREVIATED)	QUESTIONNAIRE LOCATION BY YEAR (FORM, SECTION, AND QUESTION NUMBER)											
			1988	1989	1990	1991	1992	1993	1994	1995	1996	1997	1998	1999

B09: EDUCATION. Post high school: status, plans, characteristics (continued)

00580	21	R WNTDO NONE	1C22F	1C22F	1C22F	1C022F	1C022F	1C022F	1C022F	1C022F	1C022F	1C022F	1C022F	1C022F
00580	21	R WNTDO NONE	2C22F	2C22F	2C22F	2C22F	2C22F	2C22F	2C22F	2C22F	2C22F	2C22F	2C22F	2C22F
00580	21	R WNTDO NONE	3C22F	3C22F	3C22F	3C22F	3C22F	3C22F	3C22F	3C22F	3C22F	3C22F	3C22F	3C22F
00580	21	R WNTDO NONE	4C22F	4C22F	4C22F	4C22F	4C22F	4C22F	4C22F	4C22F	4C22F	4C22F	4C22F	4C22F
00580	21	R WNTDO NONE	5C22F	5C22F	5C22F	5C22F	5C22F	5C22F	5C22F	5C22F	5C22F	5C22F	5C22F	5C22F
00580	21	R WNTDO NONE		6C22F	6C22F	6C22F	6C22F	6C22F	6C22F	6C22F	6C22F	6C22F	6C22F	6C22F
10410	163	JOB OBSTC EDUC TN	4A13F	4A13F	4A13F	4A13F	4A13F	4A13F	4A13F	4A13F	4A13F	4A13F	4A13F	4A13F
11320	181	P'IDEA OF EDUC	4E06J	4E06J	4E06J	4E06J	4E06J	4E06J	4E06J	4E06J	4E06J	4E06J	4E06J	4A13F

B10: EDUCATION. Attitudes regarding educational institutions

06910		DHNSTY COLL&UNIV	2D04C	2D04C										
06920		DHNSTY PBLC SCHL	2D04D	2D04D										
07650	124	PRCL INFL SCL RN	2E15A	2E15A	2E15A	2E15A	2E15A	2E15A	2E15A	2E15A	2E15A	2E15A	2E15A	2E15A
07660	124	TCHR INFL SCL RN	2E15B	2E15B	2E15B	2E15B	2E15B	2E15B	2E15B	2E15B	2E15B	2E15B	2E15B	2E15B
07670	124	STDS INFL SCL RN	2E15C	2E15C	2E15C	2E15C	2E15C	2E15C	2E15C	2E15C	2E15C	2E15C	2E15C	2E15C
07680	124	PRTS INFL SCL RN	2E15D	2E15D	2E15D	2E15D	2E15D	2E15D	2E15D	2E15D	2E15D	2E15D	2E15D	2E15D
08400	135	GD JB COLLG&UNIV	3A24C	3A24C	3A24C	3A24C	3A24C	3A24C	3A24C	3A24C	3A24C	3A24C	3A24C	3A24C
08410	135	GD JB PBLC SCHOL	3A24D	3A24D	3A24D	3A24D	3A24D	3A24D	3A24D	3A24D	3A24D	3A24D	3A24D	3A24D
11130	178	MLTRY MORE ED	4E01B	4E01B	4E01B	4E01B	4E01B	4E01B	4E01B	4E01B	4E01B	4E01B	4E01B	4E01B
11840	189	PLC WRK SCH/UNIV	5A05E	5A05E	5A05E	5A05E	5A05E	5A05E	5A05E	5A05E	5A05E	5A05E	5A05E	5A05E
25760	111	SCHL RULES FAIR					2D03	2D03	2D03	2D03	2D03	2D03	2D03	2D03

B11: EDUCATION. High school: length of experiences

23380		YRS SCHL PUBLCTN		6A10A	6A10A	6A11A	6A10A	6A10A	6A10A	6A10A	6A10A	6A10A		
23390		YRS PRF ARTS-SCH		6A10B	6A10B	6A11B	6A10B	6A10B	6A10B	6A10B	6A10B	6A10B		
23400		YRS PRF ARTS-OUT		6A10C	6A10C	6A11C	6A10C	6A10C	6A10C	6A10C	6A10C	6A10C		
23410		YRS SPORTS-SCHL		6A10D	6A10D	6A11D	6A10D	6A10D	6A10D	6A10D	6A10D	6A10D		
23420		YRS SPORTS-OUTSC		6A10E	6A10E	6A11E	6A10E	6A10E	6A10E	6A10E	6A10E	6A10E		
23430		YRS ACADEMIC CLB		6A10F	6A10F	6A11F	6A10F	6A10F	6A10F	6A10F	6A10F	6A10F		
23440		YRS OTH CLB/ACTV		6A10G	6A10G	6A11G	6A10G	6A10G	6A10G	6A10G	6A10G	6A10G		
23450		YRS STUDENT GOVT		6A10H	6A10H	6A11H	6A10H	6A10H	6A10H	6A10H	6A10H	6A10H		
23460		YRS VOCATNL CLUB		6A10I	6A10I	6A11I	6A10I	6A10I	6A10I	6A10I	6A10I	6A10I		
23470		YRS HOBBY CLUB		6A10J	6A10J	6A11J	6A10J	6A10J	6A10J	6A10J	6A10J	6A10J		
23480		YRS SCOUTING		6A10K	6A10K	6A11K	6A10K	6A10K	6A10K	6A10K	6A10K	6A10K		
23490		YRS BOYS/GRLS CL		6A10L	6A10L	6A11L	6A10L	6A10L	6A10L	6A10L	6A10L	6A10L		
23500		YRS COMMNTY ORGZ		6A10M	6A10M	6A11M	6A10M	6A10M	6A10M	6A10M	6A10M	6A10M		
23510		YRS CHRCH YTH GR		6A10N	6A10N	6A11N	6A10N	6A10N	6A10N	6A10N	6A10N	6A10N		
23520		YRS PRT-TIME JOB		6A10O	6A10O	6A11O	6A10O	6A10O	6A10O	6A10O	6A10O	6A10O		

C01: WORK and LEISURE. Present or recent work experience

00590	21	HRS/W WRK SCHYR	1C23	1C23	1C23	1C023	1C023	1C023	1C023	1C023	1C023	1C023	1C023	1C023
00590	21	HRS/W WRK SCHYR	2C23	2C23	2C23	2C23	2C23	2C23	2C23	2C23	2C23	2C23	2C23	2C23
00590	21	HRS/W WRK SCHYR	3C23	3C23	3C23	3C23	3C23	3C23	3C23	3C23	3C23	3C23	3C23	3C23
00590	21	HRS/W WRK SCHYR	4C23	4C23	4C23	4C23	4C23	4C23	4C23	4C23	4C23	4C23	4C23	4C23
00590	21	HRS/W WRK SCHYR	5C23	5C23	5C23	5C23	5C23	5C23	5C23	5C23	5C23	5C23	5C23	5C23
00590	21	HRS/W WRK SCHYR		6C23	6C23	6C23	6C23	6C23	6C23	6C23	6C23	6C23	6C23	6C23
01270	36	SAT PRESENT JOB	1A006A	1A006A	1A006A	1A006A	1A006A	1A006A	1A006A	1A006A	1A006A	1A006A	1A006A	1A006A
05770	86	R IN WK-STDY PG	1D009	1D009	1D009	1D009	1D009	1D009	1D009	1D009	1D009	1D009	1D009	1D009
06540	105	FRQ FGT WRK/SCHL	2A19C	2A19C	2A19C	2A19C	2A19C	2A19C	2A19C	2A19C	2A19C	2A19C	2A19C	2A19C
06540		FRQ FGT WRK/SCHL		6A15C	6A15C	6A17C	6A17C	6A17C	6A17C	6A18C	6A18C	6A18C		
06660	107	FRQ DMG WK PRPTY	2A19O	2A19O	2A19O	2A19O	2A19O	2A19O	2A19O	2A19O	2A19O	2A19O	2A19O	2A19O
06660		FRQ DMG WK PRPTY		6A15O	6A15O	6A17O	6A17O	6A17O	6A17O	6A18O	6A18O	6A18O		
10910	171	CMP SATFD W/JOB	4D02	4D02	4D02	4D02B*	4D02C	4D02C	4D02C	4D02C	4D02C	4D02C	4D02C	4D02C
11790	188	XPRC MK R GD WRK	5A04C	5A04C	5A04C	5A04C	5A04C	5A04C	5A04C	5A04C	5A04C	5A04C	5A04C	5A04C
11940	190	RCNT CNCT JOB	5A07F	5A07F	5A07F	5A07F	5A07F	5A07F	5A07F	5A07F	5A07F	5A07F	5A07F	5A07F
21530	170	RCNT EMPLYMT EXP	4D03A	4D03A	4D03A	4D01	4D02A	4D02A	4D02A	4D02A	4D02A	4D02A	4D02A	4D02A
21540	171	JOB-#HRS/WEEK	4D03B	4D03B	4D03B	4D03	4D03	4D03	4D03	4D03	4D03	4D03	4D03	4D03
21550	171	JOB-SUPERVSR AGE	4D04	4D04	4D04	4D04	4D04	4D04	4D04	4D04	4D04	4D04	4D04	4D04
21560	171	JOB-#WKRS OWN AG	4D05	4D05	4D05	4D05	4D05	4D05	4D05	4D05	4D05	4D05	4D05	4D05
21570	172	JOB-USE BEST SKL	4D06A	4D06A	4D06A	4D06A	4D06A	4D06A	4D06A	4D06A	4D06A	4D06A	4D06A	4D06A
21580	172	JOB-TEACH SKILLS	4D06B	4D06B	4D06B	4D06B	4D06B	4D06B	4D06B	4D06B	4D06B	4D06B	4D06B	4D06B
21590	172	JOB-USE LRND SKL	4D06C	4D06C	4D06C	4D06C	4D06C	4D06C	4D06C	4D06C	4D06C	4D06C	4D06C	4D06C
21600	172	JOB-DIF SOC BKGD	4D06D	4D06D	4D06D	4D06D	4D06D	4D06D	4D06D	4D06D	4D06D	4D06D	4D06D	4D06D
21610	172	JOB-OVER AGE 30	4D06E	4D06E	4D06E	4D06E	4D06E	4D06E	4D06E	4D06E	4D06E	4D06E	4D06E	4D06E
21620	172	JOB-->STRESS	4D06F	4D06F	4D06F	4D06F	4D06F	4D06F	4D06F	4D06F	4D06F	4D06F	4D06F	4D06F
21630	172	JOB-INTRFR W ED	4D06G	4D06G	4D06G	4D06G	4D06G	4D06G	4D06G	4D06G	4D06G	4D06G	4D06G	4D06G
21640	173	JOB-INTRFR W SOC	4D06H	4D06H	4D06H	4D06H	4D06H	4D06H	4D06H	4D06H	4D06H	4D06H	4D06H	4D06H
21650	173	JOB-INTRFR W FAM	4D06I	4D06I	4D06I	4D06I	4D06I	4D06I	4D06I	4D06I	4D06I	4D06I	4D06I	4D06I
21660	173	JOB-INTERESTING	4D07A	4D07A	4D07A	4D07A	4D07A	4D07A	4D07A	4D07A	4D07A	4D07A	4D07A	4D07A
21670	173	JOB-HAPPY FR LIF	4D07B	4D07B	4D07B	4D07B	4D07B	4D07B	4D07B	4D07B	4D07B	4D07B	4D07B	4D07B
21680	173	JOB-EXPTCT FR LIF	4D07C	4D07C	4D07C	4D07C	4D07C	4D07C	4D07C	4D07C	4D07C	4D07C	4D07C	4D07C
21690	173	JOB-STEP STONE	4D07D	4D07D	4D07D	4D07D	4D07D	4D07D	4D07D	4D07D	4D07D	4D07D	4D07D	4D07D
21700	173	JOB-DO JST FOR \$	4D07E	4D07E	4D07E	4D07E	4D07E	4D07E	4D07E	4D07E	4D07E	4D07E	4D07E	4D07E
21710	174	JOB-TCHR HELP GT	4D08	4D08	4D08	4D08	4D08	4D08	4D08	4D08	4D08	4D08	4D08	4D08
21720	174	JOB-WORK STUDY	4D09	4D09	4D09	4D09	4D09	4D09	4D09	4D09	4D09	4D09	4D09	4D09
23520		YRS PRT-TIME JOB		6A10O	6A10O	6A11O	6A10O	6A10O	6A10O	6A10O	6A10O			

*=item text changed from previous year

Item Refer- ence Number	Page Loc. in this Volume	ITEM DESCRIPTION (ABBREVIATED)	QUESTIONNAIRE LOCATION BY YEAR (FORM, SECTION, AND QUESTION NUMBER)											
			1976	1977	1978	1979	1980	1981	1982	1983	1984	1985	1986	1987

C01: WORK and LEISURE. Present or recent work experience (continued)

25160	171	KIND OF PAID JOB												
29940	150	#HR/W CMPUTR JOB												

C02: WORK and LEISURE. Income sources; financial security

00600	21	R\$/AVG WEEK JOB	1C24A	1C24A	1C24A	1C24A	1C24A	1C24A	1C24A*	1C24A	1C24A	1C24A	1C24A	1C24A
00600	21	R\$/AVG WEEK JOB	2C24A	2C24A	2C24A	2C24A	2C24A	2C24A	2C24A*	2C24A	2C24A	2C24A	2C24A	2C24A
00600	21	R\$/AVG WEEK JOB	3C24A	3C24A	3C24A	3C24A	3C24A	3C24A	3C24A*	3C24A	3C24A	3C24A	3C24A	3C24A
00600	21	R\$/AVG WEEK JOB	4C24A	4C24A	4C24A	4C24A	4C24A	4C24A	4C24A*	4C24A	4C24A	4C24A	4C24A	4C24A
00600	21	R\$/AVG WEEK JOB	5C24A	5C24A	5C24A	5C24A	5C24A	5C24A	5C24A*	5C24A	5C24A	5C24A	5C24A	5C24A
00600	21	R\$/AVG WEEK JOB												
00610	22	R\$/AVG WEEK OTH	1C24B	1C24B	1C24B	1C24B	1C24B	1C24B	1C24B*	1C24B	1C24B	1C24B	1C24B	1C24B
00610	22	R\$/AVG WEEK OTH	2C24B	2C24B	2C24B	2C24B	2C24B	2C24B	2C24B*	2C24B	2C24B	2C24B	2C24B	2C24B
00610	22	R\$/AVG WEEK OTH	3C24B	3C24B	3C24B	3C24B	3C24B	3C24B	3C24B*	3C24B	3C24B	3C24B	3C24B	3C24B
00610	22	R\$/AVG WEEK OTH	4C24B	4C24B	4C24B	4C24B	4C24B	4C24B	4C24B*	4C24B	4C24B	4C24B	4C24B	4C24B
00610	22	R\$/AVG WEEK OTH	5C24B	5C24B	5C24B	5C24B	5C24B	5C24B	5C24B*	5C24B	5C24B	5C24B	5C24B	5C24B
00610	22	R\$/AVG WEEK OTH												
12990	205	I HAVE ENOUGH \$		5D04A	5D04A	5D04A	5D04A	5D02A	5D04A	5D04A	5D04A	5D04A	5D04A	5D04A
13000	205	I LACK \$ FR BILL		5D04B	5D04B	5D04B	5D04B	5D02B	5D04B	5D04B	5D04B	5D04B	5D04B	5D04B
13010	205	I WRY@-FINDG JOB		5D04C	5D04C	5D04C	5D04C	5D02C	5D04C	5D04C	5D04C	5D04C	5D04C	5D04C
13020	205	I CAN FIND JOB		5D04D	5D04D	5D04D	5D04D	5D02D	5D04D	5D04D	5D04D	5D04D	5D04D	5D04D
13030	205	I CAN KEEP MYJOB		5D04E	5D04E	5D04E	5D04E	5D02E	5D04E	5D04E	5D04E	5D04E	5D04E	5D04E
13040	206	I WRY@LOSS MYJOB		5D04F	5D04F	5D04F	5D04F	5D02F	5D04F	5D04F	5D04F	5D04F	5D04F	5D04F
20830	206	%\$SAVE FUTR EDUC						5D03A	5D05A	5D05A	5D05A	5D05A	5D05A	5D05A
20840	206	%\$SAVE/SPEND CAR						5D03B	5D05B	5D05B	5D05B	5D05B	5D05B	5D05B
20850	206	%\$SAVE OTHER						5D03C	5D05C	5D05C	5D05C	5D05C	5D05C	5D05C
20860	206	%\$SPEND ON SELF						5D03D	5D05D	5D05D	5D05D	5D05D	5D05D	5D05D
20870	207	%\$SPEND HELP FAM						5D03E	5D05E	5D05E	5D05E	5D05E	5D05E	5D05E

C03: WORK and LEISURE. Vocational plans, aspirations, expectations

00480	20	R WL DO VOC/TEC	1C21A	1C21A	1C21A	1C21A	1C21A	1C21A	1C21A	1C21A	1C21A	1C21A	1C21A	1C21A
00480	20	R WL DO VOC/TEC	2C21A	2C21A	2C21A	2C21A	2C21A	2C21A	2C21A	2C21A	2C21A	2C21A	2C21A	2C21A
00480	20	R WL DO VOC/TEC	3C21A	3C21A	3C21A	3C21A	3C21A	3C21A	3C21A	3C21A	3C21A	3C21A	3C21A	3C21A
00480	20	R WL DO VOC/TEC	4C21A	4C21A	4C21A	4C21A	4C21A	4C21A	4C21A	4C21A	4C21A	4C21A	4C21A	4C21A
00480	20	R WL DO VOC/TEC	5C21A	5C21A	5C21A	5C21A	5C21A	5C21A	5C21A	5C21A	5C21A	5C21A	5C21A	5C21A
00480	20	R WL DO VOC/TEC												
00530	21	R WNTDO VOC/TEC	1C22A	1C22A	1C22A	1C22A	1C22A	1C22A	1C22A	1C22A	1C22A	1C22A	1C22A	1C22A
00530	21	R WNTDO VOC/TEC	2C22A	2C22A	2C22A	2C22A	2C22A	2C22A	2C22A	2C22A	2C22A	2C22A	2C22A	2C22A
00530	21	R WNTDO VOC/TEC	3C22A	3C22A	3C22A	3C22A	3C22A	3C22A	3C22A	3C22A	3C22A	3C22A	3C22A	3C22A
00530	21	R WNTDO VOC/TEC	4C22A	4C22A	4C22A	4C22A	4C22A	4C22A	4C22A	4C22A	4C22A	4C22A	4C22A	4C22A
00530	21	R WNTDO VOC/TEC	5C22A	5C22A	5C22A	5C22A	5C22A	5C22A	5C22A	5C22A	5C22A	5C22A	5C22A	5C22A
00530	21	R WNTDO VOC/TEC												
06870	111	HOW GD AS WORKER	2D02C	2D02C	2D02C	2D02C	2D02C	2D02C	2D02C	2D02C	2D02C	2D02C	2D02C	2D02C
08090	131	SAME JOB MST LIF	3A05E	3A05E	3A05E	3A05E	3A05E	3A05E	3A05E	3A05E	3A05E	3A05E	3A05E	3A05E
10320	162	KIND OF WORK @30	4A09	4A09	4A09	4A09	4A09	4A09	4A09	4A09	4A09	4A09	4A09	4A09
10330	162	R SURE GT THS WK	4A10	4A10	4A10	4A10	4A10	4A10	4A10	4A10	4A10	4A10	4A10	4A10
10340	162	R SURE WK GD CHC	4A11	4A11	4A11	4A11	4A11	4A11	4A11	4A11	4A11	4A11	4A11	4A11
10350	163	R THINK WK BE SAT	4A12	4A12	4A12	4A12	4A12	4A12	4A12	4A12	4A12	4A12	4A12	4A12
10360	163	JOB OBSTC RELGN	4A13A	4A13A	4A13A	4A13A	4A13A	4A13A	4A13A	4A13A	4A13A	4A13A	4A13A	4A13A
10370	163	JOB OBSTC SEX	4A13B	4A13B	4A13B	4A13B	4A13B	4A13B	4A13B	4A13B	4A13B	4A13B	4A13B	4A13B
10380	163	JOB OBSTC RACE	4A13C	4A13C	4A13C	4A13C	4A13C	4A13C	4A13C	4A13C	4A13C	4A13C	4A13C	4A13C
10390	163	JOB OBSTC BKGRND	4A13D	4A13D	4A13D	4A13D	4A13D	4A13D	4A13D	4A13D	4A13D	4A13D	4A13D	4A13D
10400	163	JOB OBSTC POL VW	4A13E	4A13E	4A13E	4A13E	4A13E	4A13E	4A13E	4A13E	4A13E	4A13E	4A13E	4A13E
10410	163	JOB OBSTC EDUCN	4A13F	4A13F	4A13F	4A13F	4A13F	4A13F	4A13F	4A13F	4A13F	4A13F	4A13F	4A13F
10420	163	JOB OBSTC -VOC T	4A13G	4A13G	4A13G	4A13G	4A13G	4A13G	4A13G	4A13G	4A13G	4A13G	4A13G	4A13G
10430	164	JOB OBSTC -ABLYT	4A13H	4A13H	4A13H	4A13H	4A13H	4A13H	4A13H	4A13H	4A13H	4A13H	4A13H	4A13H
10440	164	JOB OBSTC - PULL	4A13I	4A13I	4A13I	4A13I	4A13I	4A13I	4A13I	4A13I	4A13I	4A13I	4A13I	4A13I
10450	164	JOB OBSTC -WK HD	4A13J	4A13J	4A13J	4A13J	4A13J	4A13J	4A13J	4A13J	4A13J	4A13J	4A13J	4A13J
10460	164	JOB OBSTC -CONFM	4A13K	4A13K	4A13K	4A13K	4A13K	4A13K	4A13K	4A13K	4A13K	4A13K	4A13K	4A13K

C04: WORK AND LEISURE. Preferences regarding job characteristics

01460	39	IMP STEADY WORK	1A007F	1A007F	1A007F	1A007F	1A007F	1A007F	1A007F	1A007F	1A007F	1A007F	1A007F	1A007F
08050	130	LIK WRK CAN FRGT	3A05A	3A05A	3A05A	3A05A	3A05A	3A05A	3A05A	3A05A	3A05A	3A05A	3A05A	3A05A
10090	158	JOB IMPC SE RSLT	4A08A	4A08A	4A08A	4A08A	4A08A	4A08A	4A08A	4A08A	4A08A	4A08A	4A08A	4A08A
10100	159	JOB IMPC STATUS	4A08B	4A08B	4A08B	4A08B	4A08B	4A08B	4A08B	4A08B	4A08B	4A08B	4A08B	4A08B
10110	159	JOB IMPC INTRSTG	4A08C	4A08C	4A08C	4A08C	4A08C	4A08C	4A08C	4A08C	4A08C	4A08C	4A08C	4A08C
10120	159	JOB IMPC ADVNCMT	4A08D	4A08D	4A08D	4A08D	4A08D	4A08D	4A08D	4A08D	4A08D	4A08D	4A08D	4A08D
10130	159	JOB IMPC HLP OTH	4A08E	4A08E	4A08E	4A08E	4A08E	4A08E	4A08E	4A08E	4A08E	4A08E	4A08E	4A08E
10140	159	JOB IMPC EARN \$	4A08F	4A08F	4A08F	4A08F	4A08F	4A08F	4A08F	4A08F	4A08F	4A08F	4A08F	4A08F
10150	159	JOB IMPC CREATVY	4A08G	4A08G	4A08G	4A08G	4A08G	4A08G	4A08G	4A08G	4A08G	4A08G	4A08G	4A08G
10160	159	JOB IMPC UTILITY	4A08H	4A08H	4A08H	4A08H	4A08H	4A08H	4A08H	4A08H	4A08H	4A08H	4A08H	4A08H
10170	159	JOB IMPC MK FRND	4A08I	4A08I	4A08I	4A08I	4A08I	4A08I	4A08I	4A08I	4A08I	4A08I	4A08I	4A08I
10180	160	JOB IMPC USE SKL	4A08J	4A08J	4A08J	4A08J	4A08J	4A08J	4A08J	4A08J	4A08J	4A08J	4A08J	4A08J
10190	160	JOB IMPC VTRHWLE	4A08K	4A08K	4A08K	4A08K	4A08K	4A08K	4A08K	4A08K	4A08K	4A08K	4A08K	4A08K
10200	160	JOB IMPC WACATHN	4A08L	4A08L	4A08L	4A08L	4A08L	4A08L	4A08L	4A08L	4A08L	4A08L	4A08L	4A08L
10210	160	JOB IMPC MK DCSN	4A08M	4A08M	4A08M	4A08M	4A08M	4A08M	4A08M	4A08M	4A08M	4A08M	4A08M	4A08M
10220	160	JOB IMPC FRE TIM	4A08N	4A08N	4A08N	4A08N	4A08N	4A08N	4A08N	4A08N	4A08N	4A08N	4A08N	4A08N

* = item text changed from previous year

Item Reference Number	Page Loc. in this Volume	ITEM DESCRIPTION (ABBREVIATED)	QUESTIONNAIRE LOCATION BY YEAR (FORM, SECTION, AND QUESTION NUMBER)											
			1988	1989	1990	1991	1992	1993	1994	1995	1996	1997	1998	1999

C01: WORK and LEISURE. Present or recent work experience (continued)

25160	171	KIND OF PAID JOB				4D02A	4D02B	4D02B	4D02B	4D02B*	4D02B	4D02B	4D02B	4D02B
29940	150	#HR/W CMPUTR JOB									3E06B	3E07B	3E07B	3E07B

C02: WORK and LEISURE. Income sources; financial security

00600	21	R\$/AVG WEEK JOB	1C24A	1C24A	1C24A	1C024A	1C024A	1C024A	1C024A	1C024A	1C024A	1C024A	1C024A	1C024A
00600	21	R\$/AVG WEEK JOB	2C24A	2C24A	2C24A	2C24A	2C24A	2C24A	2C24A	2C24A	2C24A	2C24A	2C24A	2C24A
00600	21	R\$/AVG WEEK JOB	3C24A	3C24A	3C24A	3C24A	3C24A	3C24A	3C24A	3C24A	3C24A	3C24A	3C24A	3C24A
00600	21	R\$/AVG WEEK JOB	4C24A	4C24A	4C24A	4C24A	4C24A	4C24A	4C24A	4C24A	4C24A	4C24A	4C24A	4C24A
00600	21	R\$/AVG WEEK JOB	5C24A	5C24A	5C24A	5C24A	5C24A	5C24A	5C24A	5C24A	5C24A	5C24A	5C24A	5C24A
00600	21	R\$/AVG WEEK JOB		6C24A	6C24A	6C24A	6C24A	6C24A	6C24A	6C24A	6C24A	6C24A	6C24A	6C24A
00610	22	R\$/AVG WEEK OTH	1C24B	1C24B	1C24B	1C024B	1C024B	1C024B	1C024B	1C024B	1C024B	1C024B	1C024B	1C024B
00610	22	R\$/AVG WEEK OTH	2C24B	2C24B	2C24B	2C24B	2C24B	2C24B	2C24B	2C24B	2C24B	2C24B	2C24B	2C24B
00610	22	R\$/AVG WEEK OTH	3C24B	3C24B	3C24B	3C24B	3C24B	3C24B	3C24B	3C24B	3C24B	3C24B	3C24B	3C24B
00610	22	R\$/AVG WEEK OTH	4C24B	4C24B	4C24B	4C24B	4C24B	4C24B	4C24B	4C24B	4C24B	4C24B	4C24B	4C24B
00610	22	R\$/AVG WEEK OTH	5C24B	5C24B	5C24B	5C24B	5C24B	5C24B	5C24B	5C24B	5C24B	5C24B	5C24B	5C24B
00610	22	R\$/AVG WEEK OTH		6C24B	6C24B	6C24B	6C24B	6C24B	6C24B	6C24B	6C24B	6C24B	6C24B	6C24B
12990	205	I HAVE ENOUGH \$	5D04A	5D04A	5D04A	5D04A	5D04A	5D04A	5D04A	5D04A	5D04A	5D04A	5D04A	5D04A
13000	205	I LACK \$ FR BILL	5D04B	5D04B	5D04B	5D04B	5D04B	5D04B	5D04B	5D04B	5D04B	5D04B	5D04B	5D04B
13010	205	I WRY@-FINDG JOB	5D04C	5D04C	5D04C	5D04C	5D04C	5D04C	5D04C	5D04C	5D04C	5D04C	5D04C	5D04C
13020	205	I CAN FIND JOB	5D04D	5D04D	5D04D	5D04D	5D04D	5D04D	5D04D	5D04D	5D04D	5D04D	5D04D	5D04D
13030	205	I CAN KEEP MYJOB	5D04E	5D04E	5D04E	5D04E	5D04E	5D04E	5D04E	5D04E	5D04E	5D04E	5D04E	5D04E
13040	206	I WRY@LOSS MYJOB	5D04F	5D04F	5D04F	5D04F	5D04F	5D04F	5D04F	5D04F	5D04F	5D04F	5D04F	5D04F
20830	206	%SSAVE FUTR EDUC	5D05A	5D05A	5D05A	5D05A	5D05A	5D05A	5D05A	5D05A	5D05A	5D05A	5D05A	5D05A
20840	206	%SSAVE/SPEND CAR	5D05B	5D05B	5D05B	5D05B	5D05B	5D05B	5D05B	5D05B	5D05B	5D05B	5D05B	5D05B
20850	206	%SSAVE OTHER	5D05C	5D05C	5D05C	5D05C	5D05C	5D05C	5D05C	5D05C	5D05C	5D05C	5D05C	5D05C
20860	206	%SPEND ON SELF	5D05D	5D05D	5D05D	5D05D	5D05D	5D05D	5D05D	5D05D	5D05D	5D05D	5D05D	5D05D
20870	207	%SPEND HELP FAM	5D05E	5D05E	5D05E	5D05E	5D05E	5D05E	5D05E	5D05E	5D05E	5D05E	5D05E	5D05E

C03: WORK and LEISURE. Vocational plans, aspirations, expectations

00480	20	R WL DO VOC/TEC	1C21A	1C21A	1C21A	1C021A	1C021A	1C021A	1C021A	1C021A	1C021A	1C021A	1C021A	1C021A
00480	20	R WL DO VOC/TEC	2C21A	2C21A	2C21A	2C21A	2C21A	2C21A	2C21A	2C21A	2C21A	2C21A	2C21A	2C21A
00480	20	R WL DO VOC/TEC	3C21A	3C21A	3C21A	3C21A	3C21A	3C21A	3C21A	3C21A	3C21A	3C21A	3C21A	3C21A
00480	20	R WL DO VOC/TEC	4C21A	4C21A	4C21A	4C21A	4C21A	4C21A	4C21A	4C21A	4C21A	4C21A	4C21A	4C21A
00480	20	R WL DO VOC/TEC	5C21A	5C21A	5C21A	5C21A	5C21A	5C21A	5C21A	5C21A	5C21A	5C21A	5C21A	5C21A
00480	20	R WL DO VOC/TEC		6C21A	6C21A	6C21A	6C21A	6C21A	6C21A	6C21A	6C21A	6C21A	6C21A	6C21A
00530	21	R WNTDO VOC/TEC	1C22A	1C22A	1C22A	1C022A	1C022A	1C022A	1C022A	1C022A	1C022A	1C022A	1C022A	1C022A
00530	21	R WNTDO VOC/TEC	2C22A	2C22A	2C22A	2C22A	2C22A	2C22A	2C22A	2C22A	2C22A	2C22A	2C22A	2C22A
00530	21	R WNTDO VOC/TEC	3C22A	3C22A	3C22A	3C22A	3C22A	3C22A	3C22A	3C22A	3C22A	3C22A	3C22A	3C22A
00530	21	R WNTDO VOC/TEC	4C22A	4C22A	4C22A	4C22A	4C22A	4C22A	4C22A	4C22A	4C22A	4C22A	4C22A	4C22A
00530	21	R WNTDO VOC/TEC	5C22A	5C22A	5C22A	5C22A	5C22A	5C22A	5C22A	5C22A	5C22A	5C22A	5C22A	5C22A
00530	21	R WNTDO VOC/TEC		6C22A	6C22A	6C22A	6C22A	6C22A	6C22A	6C22A	6C22A	6C22A	6C22A	6C22A
06870	111	HOW GD AS WORKER	2D02C	2D02C	2D02C	2D02C	2D05C	2D05C	2D05C	2D05C	2D05C	2D05C	2D05C	2D05C
08090	131	SAME JOB MST LIF	3A05E	3A05E	3A05E	3A05E	3A05E	3A05E	3A05E	3A05E	3A05E	3A05E	3A05E	3A05E
10320	162	KIND OF WORK @30	4A09	4A09	4A09	4A09	4A09	4A09	4A09	4A09*	4A09	4A09	4A09	4A09
10330	162	R SURE GT THS WK	4A10	4A10	4A10	4A10	4A10	4A10	4A10	4A10	4A10	4A10	4A10	4A10
10340	162	R SURE WK GD CHC	4A11	4A11	4A11	4A11	4A11	4A11	4A11	4A11	4A11	4A11	4A11	4A11
10350	163	R THINK WK BE SAT	4A12	4A12	4A12	4A12	4A12	4A12	4A12	4A12	4A12	4A12	4A12	4A12
10360	163	JOB OBSTC RELGN	4A13A	4A13A	4A13A	4A13A	4A13A	4A13A	4A13A	4A13A	4A13A	4A13A	4A13A	4A13A
10370	163	JOB OBSTC SEX	4A13B	4A13B	4A13B	4A13B	4A13B	4A13B	4A13B	4A13B	4A13B	4A13B	4A13B	4A13B
10380	163	JOB OBSTC RACE	4A13C	4A13C	4A13C	4A13C	4A13C	4A13C	4A13C	4A13C	4A13C	4A13C	4A13C	4A13C
10390	163	JOB OBSTC BKGRND	4A13D	4A13D	4A13D	4A13D	4A13D	4A13D	4A13D	4A13D	4A13D	4A13D	4A13D	4A13D
10400	163	JOB OBSTC POL VW	4A13E	4A13E	4A13E	4A13E	4A13E	4A13E	4A13E	4A13E	4A13E	4A13E	4A13E	4A13E
10410	163	JOB OBSTC EDUC TN	4A13F	4A13F	4A13F	4A13F	4A13F	4A13F	4A13F	4A13F	4A13F	4A13F	4A13F	4A13F
10420	163	JOB OBSTC -VOC T	4A13G	4A13G	4A13G	4A13G	4A13G	4A13G	4A13G	4A13G	4A13G	4A13G	4A13G	4A13G
10430	164	JOB OBSTC -ABLT Y	4A13H	4A13H	4A13H	4A13H	4A13H	4A13H	4A13H	4A13H	4A13H	4A13H	4A13H	4A13H
10440	164	JOB OBSTC - PULL	4A13I	4A13I	4A13I	4A13I	4A13I	4A13I	4A13I	4A13I	4A13I	4A13I	4A13I	4A13I
10450	164	JOB OBSTC -WK HD	4A13J	4A13J	4A13J	4A13J	4A13J	4A13J	4A13J	4A13J	4A13J	4A13J	4A13J	4A13J
10460	164	JOB OBSTC -CONFM	4A13K	4A13K	4A13K	4A13K	4A13K	4A13K	4A13K	4A13K	4A13K	4A13K	4A13K	4A13K

C04: WORK AND LEISURE. Preferences regarding job characteristics

01460	39	IMP STEADY WORK	1A007F	1A007F	1A007F	1A007F	1A007F	1A007F	1A007F	1A007F	1A007F	1A007F	1A007F	1A007F
08050	130	LIK WRK CAN FRGT	3A05A	3A05A	3A05A	3A05A	3A05A	3A05A	3A05A	3A05A	3A05A	3A05A	3A05A	3A05A
10090	158	JOB IMPC SE RSLT	4A08A	4A08A	4A08A	4A08A	4A08A	4A08A	4A08A	4A08A	4A08A	4A08A	4A08A	4A08A
10100	159	JOB IMPC STATUS	4A08B	4A08B	4A08B	4A08B	4A08B	4A08B	4A08B	4A08B	4A08B	4A08B	4A08B	4A08B
10110	159	JOB IMPC INTRSTG	4A08C	4A08C	4A08C	4A08C	4A08C	4A08C	4A08C	4A08C	4A08C	4A08C	4A08C	4A08C
10120	159	JOB IMPC ADVNCMT	4A08D	4A08D	4A08D	4A08D	4A08D	4A08D	4A08D	4A08D	4A08D	4A08D	4A08D	4A08D
10130	159	JOB IMPC HLP OTH	4A08E	4A08E	4A08E	4A08E	4A08E	4A08E	4A08E	4A08E	4A08E	4A08E	4A08E	4A08E
10140	159	JOB IMPC EARN \$	4A08F	4A08F	4A08F	4A08F	4A08F	4A08F	4A08F	4A08F	4A08F	4A08F	4A08F	4A08F
10150	159	JOB IMPC CREATVY	4A08G	4A08G	4A08G	4A08G	4A08G	4A08G	4A08G	4A08G	4A08G	4A08G	4A08G	4A08G
10160	159	JOB IMPC UTILITY	4A08H	4A08H	4A08H	4A08H	4A08H	4A08H	4A08H	4A08H	4A08H	4A08H	4A08H	4A08H
10170	159	JOB IMPC MK FRND	4A08I	4A08I	4A08I	4A08I	4A08I	4A08I	4A08I	4A08I	4A08I	4A08I	4A08I	4A08I
10180	160	JOB IMPC USE SKL	4A08J	4A08J	4A08J	4A08J	4A08J	4A08J	4A08J	4A08J	4A08J	4A08J	4A08J	4A08J
10190	160	JOB IMPC VRTHWLE	4A08K	4A08K	4A08K	4A08K	4A08K	4A08K	4A08K	4A08K	4A08K	4A08K	4A08K	4A08K
10200	160	JOB IMPC WACATHN	4A08L	4A08L	4A08L	4A08L	4A08L	4A08L	4A08L	4A08L	4A08L	4A08L	4A08L	4A08L
10210	160	JOB IMPC MK DCSN	4A08M	4A08M	4A08M	4A08M	4A08M	4A08M	4A08M	4A08M	4A08M	4A08M	4A08M	4A08M
10220	160	JOB IMPC FRE TIM	4A08N	4A08N	4A08N	4A08N	4A08N	4A08N	4A08N	4A08N	4A08N	4A08N	4A08N	4A08N

*=item text changed from previous year

C04: WORK AND LEISURE. Preferences regarding job characteristics (continued)

C05: WORK and LEISURE. Desirability of different working arrangements and settings

C06: WORK AND LEISURE. Work ethic / success orientation

C07: WORK and LEISURE. Leisure time: extent, activities

[illegible]

Item Refer- ence Number	Page Loc. in this Volume	ITEM DESCRIPTION (ABBREVIATED)	QUESTIONNAIRE LOCATION BY YEAR (FORM, SECTION, AND QUESTION NUMBER)											
			1988	1989	1990	1991	1992	1993	1994	1995	1996	1997	1998	1999

C04: WORK AND LEISURE. Preferences regarding job characteristics (continued)

10230	160	JOB IMPC NO MVNG	4A08O	4A08O	4A08O	4A08O	4A08O	4A08O	4A08O	4A08O	4A08O	4A08O	4A08O	4A08O
10240	160	JOB IMPC NO SPRV	4A08P	4A08P	4A08P	4A08P	4A08P	4A08P	4A08P	4A08P	4A08P	4A08P	4A08P	4A08P
10250	160	JOB IMPC SECURITY	4A08Q	4A08Q	4A08Q	4A08Q	4A08Q	4A08Q	4A08Q	4A08Q	4A08Q	4A08Q	4A08Q	4A08Q
10260	161	JOB IMPC LRNING	4A08R	4A08R	4A08R	4A08R	4A08R	4A08R	4A08R	4A08R	4A08R	4A08R	4A08R	4A08R
10270	161	JOB IMPC BE SELF	4A08S	4A08S	4A08S	4A08S	4A08S	4A08S	4A08S	4A08S	4A08S	4A08S	4A08S	4A08S
10280	161	JOB IMPC RESPECT	4A08T	4A08T	4A08T	4A08T	4A08T	4A08T	4A08T	4A08T	4A08T	4A08T	4A08T	4A08T
10290	161	JOB IMPC CNTC PL	4A08U	4A08U	4A08U	4A08U	4A08U	4A08U	4A08U	4A08U	4A08U	4A08U	4A08U	4A08U
10300	161	JOB IMPC EZ PACE	4A08V	4A08V	4A08V	4A08V	4A08V	4A08V	4A08V	4A08V	4A08V	4A08V	4A08V	4A08V
10310	161	JOB IMPC HRD PRB	4A08W	4A08W	4A08W	4A08W	4A08W	4A08W	4A08W	4A08W	4A08W	4A08W	4A08W	4A08W
25800	170	# HRS PREF WORK					4D01A	4D01A	4D01A	4D01A	4D01A	4D01A	4D01A	4D01A
25810	170	PRT #HR PREF WRK					4D01B	4D01B	4D01B	4D01B	4D01B	4D01B	4D01B	4D01B

C05: WORK and LEISURE. Desirability of different working arrangements and settings

06160	100	-CHL,HB WK1.,W=0	2A08A	2A08A	2A08A	2A08A	2A08A	2A08A	2A08A	2A08A	2A08A	2A08A	2A08A	2A08A
06170	100	-CHL,HB WK1.,W.5	2A08B	2A08B	2A08B	2A08B	2A08B	2A08B	2A08B	2A08B	2A08B	2A08B	2A08B	2A08B
06180	100	-CHL,HB&WF WK 1.	2A08C	2A08C	2A08C	2A08C	2A08C	2A08C	2A08C	2A08C	2A08C	2A08C	2A08C	2A08C
06190	100	-CHL,HB&WF WK .5	2A08D	2A08D	2A08D	2A08D	2A08D	2A08D	2A08D	2A08D	2A08D	2A08D	2A08D	2A08D
06200	100	-CHL,W WK 1.,H.5	2A08E	2A08E	2A08E	2A08E	2A08E	2A08E	2A08E	2A08E	2A08E	2A08E	2A08E	2A08E
06210	100	-CHL,W WK 1.,H=0	2A08F	2A08F	2A08F	2A08F	2A08F	2A08F	2A08F	2A08F	2A08F	2A08F	2A08F	2A08F
06220	100	PSCH,HB WK1.,W=0	2A09A	2A09A	2A09A	2A09A	2A09A	2A09A	2A09A	2A09A	2A09A	2A09A	2A09A	2A09A
06230	101	PSCH,HB WK1.,W.5	2A09B	2A09B	2A09B	2A09B	2A09B	2A09B	2A09B	2A09B	2A09B	2A09B	2A09B	2A09B
06240	101	PSCH,HB&WF WK 1.	2A09C	2A09C	2A09C	2A09C	2A09C	2A09C	2A09C	2A09C	2A09C	2A09C	2A09C	2A09C
06250	101	PSCH,HB&WF WK .5	2A09D	2A09D	2A09D	2A09D	2A09D	2A09D	2A09D	2A09D	2A09D	2A09D	2A09D	2A09D
06260	101	PSCH,WF WK1.,H.5	2A09E	2A09E	2A09E	2A09E	2A09E	2A09E	2A09E	2A09E	2A09E	2A09E	2A09E	2A09E
06270	101	PSCH,WF WK1.,H=0	2A09F	2A09F	2A09F	2A09F	2A09F	2A09F	2A09F	2A09F	2A09F	2A09F	2A09F	2A09F
08120	131	DES SUPVR DIF RC	3A07B	3A07B	3A07B	3A07B	3A07B	3A07B	3A07B	3A07B	3A07B	3A07B	3A07B	3A07B
08160	132	DES AL WKS SM RC	3A08A	3A08A	3A08A	3A08A	3A08A	3A08A	3A08A	3A08A	3A08A	3A08A	3A08A	3A08A
08170	132	DES SO WKS DF RC	3A08B	3A08B	3A08B	3A08B	3A08B	3A08B	3A08B	3A08B	3A08B	3A08B	3A08B	3A08B
08180	132	DES MS WKS DF RC	3A08C	3A08C	3A08C	3A08C	3A08C	3A08C	3A08C	3A08C	3A08C	3A08C	3A08C	3A08C
11150	178	MLTRY >FLFLLG JB	4E01D	4E01D	4E01D	4E01D	4E01D	4E01D	4E01D	4E01D	4E01D	4E01D	4E01D	4E01D
11800	189	PLC WRK LG CORPN	5A05A	5A05A	5A05A	5A05A	5A05A	5A05A	5A05A	5A05A	5A05A	5A05A	5A05A	5A05A
11810	189	PLC WRK SM BSNSG	5A05B	5A05B	5A05B	5A05B	5A05B	5A05B	5A05B	5A05B	5A05B	5A05B	5A05B	5A05B
11820	189	PLC WRK GMT AGCY	5A05C	5A05C	5A05C	5A05C	5A05C	5A05C	5A05C	5A05C	5A05C	5A05C	5A05C	5A05C
11830	189	PLC WRK MLTY SVC	5A05D	5A05D	5A05D	5A05D	5A05D	5A05D	5A05D	5A05D	5A05D	5A05D	5A05D	5A05D
11840	189	PLC WRK SCH/UNIV	5A05E	5A05E	5A05E	5A05E	5A05E	5A05E	5A05E	5A05E	5A05E	5A05E	5A05E	5A05E
11850	189	PLC WRK PLC DEPT	5A05F	5A05F	5A05F	5A05F	5A05F	5A05F	5A05F	5A05F	5A05F	5A05F	5A05F	5A05F
11860	189	PLC WRK SOC SVCS	5A05G	5A05G	5A05G	5A05G	5A05G	5A05G	5A05G	5A05G	5A05G	5A05G	5A05G	5A05G
11870	189	PLC WRK SML GRP	5A05H	5A05H	5A05H	5A05H	5A05H	5A05H	5A05H	5A05H	5A05H	5A05H	5A05H	5A05H
11880	190	PLC WRK SLF EMPL	5A05I	5A05I	5A05I	5A05I	5A05I	5A05I	5A05I	5A05I	5A05I	5A05I	5A05I	5A05I

C06: WORK AND LEISURE. Work ethic / success orientation

01410	38	IMP B SUCCSS WK	1A007A	1A007A	1A007A	1A007A	1A007A	1A007A	1A007A	1A007A	1A007A	1A007A	1A007A	1A007A
08060	130	WRK=ONLY MK LVNG	3A05B	3A05B	3A05B	3A05B	3A05B	3A05B	3A05B	3A05B	3A05B	3A05B	3A05B	3A05B
08070	130	WRK CNTRL PRT LF	3A05C	3A05C	3A05C	3A05C	3A05C	3A05C	3A05C	3A05C	3A05C	3A05C	3A05C	3A05C
08080	130	OVTM 2DO BST JOB	3A05D	3A05D	3A05D	3A05D	3A05D	3A05D	3A05D	3A05D	3A05D	3A05D	3A05D	3A05D
08100	131	ENUF\$,NT WNT WRK	3A06	3A06	3A06	3A06	3A06	3A06	3A06	3A06	3A06	3A06	3A06	3A06
08100	164	ENUF\$,NT WNT WRK	4A14	4A14	4A14	4A14	4A14	4A14	4A14	4A14	4A14	4A14	4A14	4A14
08100	190	ENUF\$,NT WNT WRK	5A06	5A06	5A06	5A06	5A06	5A06	5A06	5A06	5A06	5A06	5A06	5A06

C07: WORK and LEISURE. Leisure time: extent, activities

00620	22	#X/AV WK GO OUT	1C25	1C25	1C25	1C025	1C025	1C025	1C025	1C025	1C025	1C025	1C025	1C025
00620	22	#X/AV WK GO OUT	2C25	2C25	2C25	2C25	2C25	2C25	2C25	2C25	2C25	2C25	2C25	2C25
00620	22	#X/AV WK GO OUT	3C25	3C25	3C25	3C25	3C25	3C25	3C25	3C25	3C25	3C25	3C25	3C25
00620	22	#X/AV WK GO OUT	4C25	4C25	4C25	4C25	4C25	4C25	4C25	4C25	4C25	4C25	4C25	4C25
00620	22	#X/AV WK GO OUT	5C25	5C25	5C25	5C25	5C25	5C25	5C25	5C25	5C25	5C25	5C25	5C25
00620	22	#X/AV WK GO OUT	6C25	6C25	6C25	6C25	6C25	6C25	6C25	6C25	6C25	6C25	6C25	6C25
00630	22	#X DATE 3+/WK	1C26	1C26	1C26	1C026	1C026	1C026	1C026	1C026	1C026	1C026	1C026	1C026
00630	22	#X DATE 3+/WK	2C26	2C26	2C26	2C26	2C26	2C26	2C26	2C26	2C26	2C26	2C26	2C26
00630	22	#X DATE 3+/WK	3C26	3C26	3C26	3C26	3C26	3C26	3C26	3C26	3C26	3C26	3C26	3C26
00630	22	#X DATE 3+/WK	4C26	4C26	4C26	4C26	4C26	4C26	4C26	4C26	4C26	4C26	4C26	4C26
00630	22	#X DATE 3+/WK	5C26	5C26	5C26	5C26	5C26	5C26	5C26	5C26	5C26	5C26	5C26	5C26
00630	22	#X DATE 3+/WK	6C26	6C26	6C26	6C26	6C26	6C26	6C26	6C26	6C26	6C26	6C26	6C26
05820	95	DALY WATCH TV	2A02A	2A02A	2A02A	2A02A	2A02A	2A02A	2A02A*	2A02A	2A02A	2A02A	2A02A	2A02A
05820	218	DALY WATCH TV	6A02A	6A02A	6A02A	6A02A	6A02A	6A02A	6A02A*	6A02A	6A02A	6A02A	6A02A	6A02A
05830	95	DALY GO TO MOVIE	2A02B	2A02B	2A02B	2A02B	2A02B	2A02B	2A02B	2A02B	2A02B	2A02B	2A02B	2A02B
05830	218	DALY GO TO MOVIE	6A02B	6A02B	6A02B	6A02B	6A02B	6A02B	6A02B*	6A02B	6A02B	6A02B	6A02B	6A02B
05840		DALY ART,MSCL,PLA												
05845	95	DALY ROCK CONCRT	2A02C	2A02C	2A02C	2A02C	2A02C	2A02C	2A02C	2A02C	2A02C	2A02C	2A02C	2A02C
05845	218	DALY ROCK CONCRT	6A02C	6A02C	6A02C	6A02C	6A02C	6A02C	6A02C*	6A02C	6A02C	6A02C	6A02C	6A02C
05850	95	DALY RIDE FORFUN	2A02D	2A02D	2A02D	2A02D	2A02D	2A02D	2A02D	2A02D	2A02D	2A02D	2A02D	2A02D
05850	218	DALY RIDE FORFUN	6A02D	6A02D	6A02D	6A02D	6A02D	6A02D	6A02D*	6A02D	6A02D	6A02D	6A02D	6A02D
05860	95	DALY CMNTY AFFRS	2A02E	2A02E	2A02E	2A02E	2A02E	2A02E	2A02E	2A02E	2A02E	2A02E	2A02E	2A02E
05860	218	DALY CMNTY AFFRS	6A02E	6A02E	6A02E	6A02E	6A02E	6A02E	6A02E*	6A02E	6A02E	6A02E	6A02E	6A02E
05870	95	DALY PLA MSC,SNG	2A02F	2A02F	2A02F	2A02F	2A02F	2A02F	2A02F	2A02F	2A02F	2A02F	2A02F	2A02F
05880	96	DALY CREAT WRTNG	2A02G	2A02G	2A02G	2A02G	2A02G	2A02G	2A02G	2A02G	2A02G	2A02G	2A02G	2A02G
05890	96	DALY ACTV SPORTS	2A02H	2A02H	2A02H	2A02H	2A02H	2A02H	2A02H	2A02H	2A02H	2A02H	2A02H	2A02H

*=item text changed from previous year

Item Refer- ence Number	Page Loc. in this Volume	ITEM DESCRIPTION (ABBREVIATED)	QUESTIONNAIRE LOCATION BY YEAR (FORM, SECTION, AND QUESTION NUMBER)											
			1976	1977	1978	1979	1980	1981	1982	1983	1984	1985	1986	1987

C07: WORK and LEISURE. Leisure time: extent, activities (continued)

05890	218	DALY ACTV SPORTS												
05900	96	DALY ART/CRAFTS	2A02I	2A02I	2A02I	2A02I	2A02I	2A02I	2A02I	2A02I	2A02I	2A02I	2A02I	2A02I
05910	96	DALY WRK HSE,CAR	2A02J	2A02J	2A02J	2A02J	2A02J	2A02J	2A02J	2A02J	2A02J	2A02J	2A02J	2A02J
05920	96	DALY VIST W/FRDS	2A02K	2A02K	2A02K	2A02K	2A02K	2A02K	2A02K	2A02K	2A02K	2A02K	2A02K	2A02K
05920	219	DALY VIST W/FRDS												
05930	96	DALY GO SHOPPING	2A02L	2A02L	2A02L	2A02L	2A02L	2A02L	2A02L	2A02L	2A02L	2A02L	2A02L	2A02L
05930	219	DALY GO SHOPPING												
05940	96	DALY ALONE LEISR	2A02M	2A02M*	2A02M	2A02M	2A02M	2A02M	2A02M	2A02M	2A02M	2A02M	2A02M	2A02M
05940	219	DALY ALONE LEISR												
05950	96	DALY READ BK,MAG	2A02N	2A02N	2A02N	2A02N	2A02N	2A02N	2A02N	2A02N	2A02N	2A02N	2A02N	2A02N
05960	97	DALY GO TO BARS	2A02O	2A02O	2A02O	2A02O	2A02O	2A02O	2A02O	2A02O	2A02O	2A02O	2A02O	2A02O
05960	219	DALY GO TO BARS												
05970	97	DALY GO TO PARTY	2A02P	2A02P	2A02P	2A02P	2A02P	2A02P	2A02P	2A02P	2A02P	2A02P	2A02P	2A02P
05970	219	DALY GO TO PARTY												
05980		DALY GO CHURCH	2A02D											
10550	166	#HRS TV/DAY/5+	4A16	4A16	4A16	4A16	4A16	4A16	4A16	4A16	4A16	4A16	4A16	4A16
10560	166	#BKS LAST YR/10+	4A17	4A17	4A17	4A17	4A17	4A17	4A17	4A17	4A17	4A17	4A17	4A17
21900	214	#X/LAST12M PARTY												
21910	214	PARTY-PPL OVR 30										5E07	5E07	5E07
21920	214	PARTY-ONE HI ALC										5E08A	5E08A	5E08A
												5E08B	5E08B	5E08B
21930	214	PARTY-OTH HI ALC										5E08C	5E08C	5E08C
21940	215	PARTY-YOU HI ALC										5E08D	5E08D	5E08D
21950	215	PARTY-PRESS ALCL										5E08E	5E08E	5E08E
21960	215	PARTY-PRS HI ALC										5E08F	5E08F	5E08F
21970	215	PARTY-ONE HI MJ										5E08G	5E08G	5E08G
21980	215	PARTY-OTH HI MJ										5E08H	5E08H	5E08H
21990	215	PARTY-YOU HI MJ										5E08I	5E08I	5E08I
22000	215	PARTY-PRESS MJ										5E08J	5E08J	5E08J
22010	216	PARTY-ONE HI OTD										5E08K	5E08K	5E08K
22020	216	PARTY-OTH HI OTD										5E08L	5E08L	5E08L
22030	216	PARTY-YOU HI OTD										5E08M	5E08M	5E08M
22040	216	PARTY-PRESS OTDG										5E08N	5E08N	5E08N
22170	123	SCH ACTV-PBLCTNS											2E07A	2E14A
22170	223	SCH ACTV-PBLCTNS												
22180	123	SCH ACTV-PRF ART											2E07B	2E14B
22180	224	SCH ACTV-PRF ART												
22190	124	SCH ACTV-ATHLTCS											2E07C	2E14C
22190	224	SCH ACTV-ATHLTCS												
22200	124	SCH ACTV-OTH ACT											2E07D	2E14D
22200	224	SCH ACTV-OTH ACT												
23070	219	DALY READ MAGZNS												
23080	219	DALY READ NWSPPR												
23360	224	SCH ATV-ACDMC CL												
23370	224	SCH ATV-STDN GVT												
29620	97	DALY GO VID ARC												
29620	219	DALY GO VID ARC												
29950	150	#HR/W CMPUTR OTH												

C08: WORK and LEISURE. Attitudes toward leisure time

01370	38	SAT SPD LEISR	1A006K	1A006K	1A006K	1A006K	1A006K	1A006K	1A006K	1A006K	1A006K	1A006K	1A006K	1A006K
01440	39	IMP TM RCRN&HBY	1A007D	1A007D	1A007D	1A007D	1A007D	1A007D	1A007D	1A007D	1A007D	1A007D	1A007D	1A007D
09880		DK DO W LEISR TM		3E11A		3E11A	3E11A	3E11A	3E11A					
09890		TM QUIK/LEIS HRS		3E11B		3E11B	3E11B	3E11B	3E11B					
09900		WASTE LEIS TIME		3E11C		3E11C	3E11C	3E11C	3E11C					
09910		ENUF TIME FR THG		3E11D		3E11D	3E11D	3E11D	3E11D					
11240	180	P'IDEA OF LSR TM	4E08B	4E08B	4E07B	4E07B	4E07B	4E07B	4E07B	4E07B	4E07B	4E07B	4E07B	4E07B
22050	216	PRFR PTY-PPL >30									5E09A	5E09A	5E09A	5E09A
22060	216	PRF PTY-U HI ALC									5E09B	5E09B	5E09B	5E09B
22070	216	PR PTY-OTH HI AL									5E09C	5E09C	5E09C	5E09C
22080	217	PRF PTY-U USE MJ									5E09D	5E09D	5E09D	5E09D
22090	217	PR PTY-OT USE MJ									5E09E	5E09E	5E09E	5E09E
22100	217	PR PTY-U USE OTD									5E09F	5E09F	5E09F	5E09F
22110	217	PR PTY-OT USE OT									5E09G	5E09G	5E09G	5E09G

C09: WORK and LEISURE. Computer use

29930	149	#HR/W CMPUTR SCH												
29940	150	#HR/W CMPUTR JOB												
29950	150	#HR/W CMPUTR OTH												

D01: SEX ROLES and FAMILY. Dating and marriage: status, attitudes, expectations

00060	16	R NOT MARRIED	1C06	1C06	1C06	1C06	1C06	1C06	1C06	1C06	1C06	1C06	1C06	1C06
00060	16	R NOT MARRIED	2C06	2C06	2C06	2C06	2C06	2C06	2C06	2C06	2C06	2C06	2C06	2C06
00060	16	R NOT MARRIED	3C06	3C06	3C06	3C06	3C06	3C06	3C06	3C06	3C06	3C06	3C06	3C06
00060	16	R NOT MARRIED	4C06	4C06	4C06	4C06	4C06	4C06	4C06	4C06	4C06	4C06	4C06	4C06
00060	16	R NOT MARRIED	5C06	5C06	5C06	5C06	5C06	5C06	5C06	5C06	5C06	5C06	5C06	5C06
00060	16	R NOT MARRIED												

* = item text changed from previous year

Item Reference Number	Page Loc. in this Volume	ITEM DESCRIPTION (ABBREVIATED)	QUESTIONNAIRE LOCATION BY YEAR (FORM, SECTION, AND QUESTION NUMBER)											
			1988	1989	1990	1991	1992	1993	1994	1995	1996	1997	1998	1999

C07: WORK and LEISURE. Leisure time: extent, activities (continued)

05890	218	DALY ACTV SPORTS		6A02F	6A02F	6A02F	6A02F	6A02F	6A02F*	6A02F	6A02F	6A02F	6A02F	6A02F
05900	96	DALY ART/CRAFTS	2A02I	2A02I	2A02I	2A02I	2A02I	2A02I	2A02I	2A02I	2A02I	2A02I	2A02I	2A02I
05910	96	DALY WRK HSE,CAR	2A02J	2A02J	2A02J	2A02J	2A02J	2A02J	2A02J	2A02J	2A02J	2A02J	2A02J	2A02J
05920	96	DALY VIST W/FRDS	2A02K	2A02K	2A02K	2A02K	2A02K	2A02K	2A02K	2A02K	2A02K	2A02K	2A02K	2A02K
05920	219	DALY VIST W/FRDS		6A02G	6A02G	6A02G	6A02G	6A02G	6A02G*	6A02G	6A02G	6A02G	6A02G	6A02G
05930	96	DALY GO SHOPPING	2A02L	2A02L	2A02L	2A02L	2A02L	2A02L	2A02L	2A02L	2A02L	2A02L	2A02L	2A02L
05930	219	DALY GO SHOPPING		6A02H	6A02H	6A02H	6A02H	6A02H	6A02H*	6A02H	6A02H	6A02H	6A02H	6A02H
05940	96	DALY ALONE LEISR	2A02M	2A02M	2A02M	2A02M	2A02M	2A02M	2A02M	2A02M	2A02M	2A02M	2A02M	2A02M
05940	219	DALY ALONE LEISR		6A02I	6A02I	6A02I	6A02I	6A02I	6A02I*	6A02I	6A02I	6A02I	6A02I	6A02I
05950	96	DALY READ BK,MAG	2A02N	2A02N	2A02N	2A02N	2A02N	2A02N	2A02N	2A02N	2A02N	2A02N	2A02N	2A02N
05960	97	DALY GO TO BARS	2A02O	2A02O	2A02O	2A02O	2A02O	2A02O	2A02O	2A02O	2A02O	2A02O	2A02O	2A02O
05960	219	DALY GO TO BARS		6A02L	6A02L	6A02L	6A02L	6A02L	6A02L*	6A02L	6A02L	6A02L	6A02L	6A02L
05970	97	DALY GO TO PARTY	2A02P	2A02P	2A02P	2A02P	2A02P	2A02P	2A02P	2A02P	2A02P	2A02P	2A02P	2A02P
05970	219	DALY GO TO PARTY		6A02M	6A02M	6A02M	6A02M	6A02M	6A02M*	6A02M	6A02M	6A02M	6A02M	6A02M
05980		DALY GO TO CHURCH												
10550	166	#HRS TV/DAY/5+	4A16	4A16	4A16	4A16	4A16	4A16	4A16	4A16	4A16	4A16	4A16	4A16
10560	166	#BKS LAST YR/10+	4A17	4A17	4A17	4A17	4A17	4A17	4A17	4A17*	4A17	4A17	4A17	4A17
21900	214	#X/LAST12M PARTY	5E07	5E07	5E08	5E08	5E08	5E08	5E08	5E08	5E08	5E08	5E08	5E08
21910	214	PARTY-PPL OVR 30	5E08A	5E08A	5E09A	5E09A	5E09A	5E09A	5E09A	5E09A	5E09A	5E09A	5E09A	5E09A
21920	214	PARTY-ONE HI ALC	5E08B	5E08B	5E09B	5E09B	5E09B	5E09B	5E09B	5E09B	5E09B	5E09B	5E09B	5E09B
21930	214	PARTY-OTH HI ALC	5E08C	5E08C	5E09C	5E09C	5E09C	5E09C	5E09C	5E09C	5E09C	5E09C	5E09C	5E09C
21940	215	PARTY-YOU HI ALC	5E08D	5E08D	5E09D	5E09D	5E09D	5E09D	5E09D	5E09D	5E09D	5E09D	5E09D	5E09D
21950	215	PARTY-PRESS ALCL	5E08E	5E08E	5E09E	5E09E	5E09E	5E09E	5E09E	5E09E	5E09E	5E09E	5E09E	5E09E
21960	215	PARTY-PRS HI ALC	5E08F	5E08F	5E09F	5E09F	5E09F	5E09F	5E09F	5E09F	5E09F	5E09F	5E09F	5E09F
21970	215	PARTY-ONE HI MJ	5E08G	5E08G	5E09G	5E09G	5E09G	5E09G	5E09G	5E09G	5E09G	5E09G	5E09G	5E09G
21980	215	PARTY-OTH HI MJ	5E08H	5E08H	5E09H	5E09H	5E09H	5E09H	5E09H	5E09H	5E09H	5E09H	5E09H	5E09H
21990	215	PARTY-YOU HI MJ	5E08I	5E08I	5E09I	5E09I	5E09I	5E09I	5E09I	5E09I	5E09I	5E09I	5E09I	5E09I
22000	215	PARTY-PRESS MJ	5E08J	5E08J	5E09J	5E09J	5E09J	5E09J	5E09J	5E09J	5E09J	5E09J	5E09J	5E09J
22010	216	PARTY-ONE HI OTD	5E08K	5E08K	5E09K	5E09K	5E09K	5E09K	5E09K	5E09K	5E09K	5E09K	5E09K	5E09K
22020	216	PARTY-OTH HI OTD	5E08L	5E08L	5E09L	5E09L	5E09L	5E09L	5E09L	5E09L	5E09L	5E09L	5E09L	5E09L
22030	216	PARTY-YOU HI OTD	5E08M	5E08M	5E09M	5E09M	5E09M	5E09M	5E09M	5E09M	5E09M	5E09M	5E09M	5E09M
22040	216	PARTY-PRESS OTDG	5E08N	5E08N	5E09N	5E09N	5E09N	5E09N	5E09N	5E09N	5E09N	5E09N	5E09N	5E09N
22170	123	SCH ACTV-PBLCTNS	2E14A	2E14A	2E14A	2E14A	2E14A	2E14A	2E14A	2E14A	2E14A	2E14A	2E14A	2E14A
22170	223	SCH ACTV-PBLCTNS		6A09A	6A09A	6A10A	6A09A	6A09A	6A09A	6A09A	6A09A	6A09A	6A09A	6A09A
22180	123	SCH ACTV-PRF ART	2E14B	2E14B	2E14B	2E14B	2E14B	2E14B	2E14B	2E14B	2E14B	2E14B	2E14B	2E14B
22180	224	SCH ACTV-PRF ART		6A09B	6A09B	6A10B	6A09B	6A09B	6A09B	6A09B	6A09B	6A09B	6A09B	6A09B
22190	124	SCH ACTV-ATHLTCS	2E14C	2E14C	2E14C	2E14C	2E14C	2E14C	2E14C	2E14C	2E14C	2E14C	2E14C	2E14C
22190	224	SCH ACTV-ATHLTCS		6A09C	6A09C	6A10C	6A09C	6A09C	6A09C	6A09C	6A09C	6A09C	6A09C	6A09C
22200	124	SCH ACTV-OTH ACT	2E14D	2E14D	2E14D	2E14D	2E14D	2E14D	2E14D	2E14D	2E14D	2E14D	2E14D	2E14D
22200	224	SCH ACTV-OTH ACT		6A09F	6A09F	6A10F	6A09F	6A09F	6A09F	6A09F	6A09F	6A09F	6A09F	6A09F
23070	219	DALY READ MAGZNS		6A02J	6A02J	6A02J	6A02J	6A02J	6A02J*	6A02J	6A02J	6A02J	6A02J	6A02J
23080	219	DALY READ NWSPPR		6A02K	6A02K	6A02K	6A02K	6A02K	6A02K*	6A02K	6A02K	6A02K	6A02K	6A02K
23360	224	SCH ATV-ACDMC CL		6A09D	6A09D	6A10D	6A09D	6A09D	6A09D	6A09D	6A09D	6A09D	6A09D	6A09D
23370	224	SCH ATV-STDN GVT		6A09E	6A09E	6A10E	6A09E	6A09E	6A09E	6A09E	6A09E	6A09E	6A09E	6A09E
29620	97	DALY GO VID ARC									2A02Q	2A02Q	2A02Q	2A02Q
29620	219	DALY GO VID ARC									6A02N	6A02N	6A02N	6A02N
29950	150	#HR/W CMPUTR OTH									3E06C	3E07C	3E07C	3E07C

C08: WORK and LEISURE. Attitudes toward leisure time

01370	38	SAT SPD LEISR	1A006K	1A006K	1A006K	1A006K	1A006K	1A006K	1A006K	1A006K	1A006K	1A006K	1A006K	1A006K
01440	39	IMP TM RCRN&HBY	1A007D	1A007D	1A007D	1A007D	1A007D	1A007D	1A007D	1A007D	1A007D	1A007D	1A007D	1A007D
09880		DK DO W LEISR TM												
09890		TM QUIK/LEIS HRS												
09900		WASTE LEIS TIME												
09910		ENUF TIME FR THG												
11240	180	P'IDEA OF LSR TM	4E06B	4E06B	4E06B	4E06B	4E06B	4E06B	4E06B	4E06B	4E06B	4E06B	4E06B	
22050	216	PRFR PTY-PPL >30	5E09A	5E09A	5E10A	5E10A	5E10A	5E10A	5E10A	5E10A	5E10A	5E10A	5E10A	5E10A
22060	216	PRF PTY-U HI ALC	5E09B	5E09B	5E10B	5E10B	5E10B	5E10B	5E10B	5E10B	5E10B	5E10B	5E10B	5E10B
22070	216	PR PTY-OTH HI AL	5E09C	5E09C	5E10C	5E10C	5E10C	5E10C	5E10C	5E10C	5E10C	5E10C	5E10C	5E10C
22080	217	PRF PTY-U USE MJ	5E09D	5E09D	5E10D	5E10D	5E10D	5E10D	5E10D	5E10D	5E10D	5E10D	5E10D	5E10D
22090	217	PR PTY-OT USE MJ	5E09E	5E09E	5E10E	5E10E	5E10E	5E10E	5E10E	5E10E	5E10E	5E10E	5E10E	5E10E
22100	217	PR PTY-U USE OTD	5E09F	5E09F	5E10F	5E10F	5E10F	5E10F	5E10F	5E10F	5E10F	5E10F	5E10F	5E10F
22110	217	PR PTY-OT USE OT	5E09G	5E09G	5E10G	5E10G	5E10G	5E10G	5E10G	5E10G	5E10G	5E10G	5E10G	5E10G

C09: WORK and LEISURE. Computer use

29930	149	#HR/W CMPUTR SCH										3E06A	3E07A	3E07A
29940	150	#HR/W CMPUTR JOB										3E06B	3E07B	3E07B
29950	150	#HR/W CMPUTR OTH										3E06C	3E07C	3E07C

D01: SEX ROLES and FAMILY. Dating and marriage: status, attitudes, expectations

00060	16	R NOT MARRIED	1C06	1C06	1C06	1C006	1C006	1C006	1C006	1C006	1C006	1C006	1C006	1C006
00060	16	R NOT MARRIED	2C06	2C06	2C06	2C06	2C06	2C06	2C06	2C06	2C06	2C06	2C06	2C06
00060	16	R NOT MARRIED	3C06	3C06	3C06	3C06	3C06	3C06	3C06	3C06	3C06	3C06	3C06	3C06
00060	16	R NOT MARRIED	4C06	4C06	4C06	4C06	4C06	4C06	4C06	4C06	4C06	4C06	4C06	4C06
00060	16	R NOT MARRIED	5C06	5C06	5C06	5C06	5C06	5C06	5C06	5C06	5C06	5C06	5C06	5C06
00060	16	R NOT MARRIED		6C06	6C06	6C06	6C06	6C06	6C06	6C06	6C06	6C06	6C06	6C06

*=item text changed from previous year

D01: SEX ROLES and FAMILY. Dating and marriage: status, attitudes, expectations (continued)

D02: SEX ROLES and FAMILY. Parenthood: status, attitudes, expectations

D03: SEX ROLES and FAMILY. Values surrounding marriage and family

D04: SEX ROLES and FAMILY. Preferences regarding marital/familial arrangements

D05: SEX ROLES and FAMILY. Sex role attitudes

[illegible]

[illegible]

D05: SEX ROLES and FAMILY. Sex role attitudes (continued)

D06: SEX ROLES and FAMILY. Opinions regarding gender discrimination

D07: SEX ROLES and FAMILY. Family role, obligations, burdens

E02: POPULATION CONCERNS. Birth control

F01: CONSERVATION, MATERIALISM, EQUITY, ETC. Personal materialism

[illegible]

Item Reference Number	Page Loc. in this Volume	ITEM DESCRIPTION (ABBREVIATED)	QUESTIONNAIRE LOCATION BY YEAR (FORM, SECTION, AND QUESTION NUMBER)											
			1988	1989	1990	1991	1992	1993	1994	1995	1996	1997	1998	1999

D05: SEX ROLES and FAMILY. Sex role attitudes (continued)

10500	165	JB INTFR REL HBD	4A15D	4A15D	4A15D	4A15D	4A15D	4A15D	4A15D	4A15D	4A15D	4A15D	4A15D	4A15D
10510	165	JB DVLP WF PERSN	4A15E	4A15E	4A15E	4A15E	4A15E	4A15E	4A15E	4A15E	4A15E	4A15E	4A15E	4A15E
10520	165	RS CHLD + FR MAN	4A15F	4A15F	4A15F	4A15F	4A15F	4A15F	4A15F	4A15F	4A15F	4A15F	4A15F	4A15F
10530	165	MO SH B W CHL>TM	4A15G	4A15G	4A15G	4A15G	4A15G	4A15G	4A15G	4A15G	4A15G	4A15G	4A15G	4A15G
10540	165	WF WK,HBD SHD>HW	4A15H	4A15H	4A15H	4A15H	4A15H	4A15H	4A15H	4A15H	4A15H	4A15H	4A15H	4A15H
11330	181	P'IDEA OF SX RLS	4E06K	4E06K	4E06K	4E06K	4E06K	4E06K	4E06K	4E06K	4E06K	4E06K	4E06K	4E06K
12160	194	ENCRG=INDP DT/SN	5A18K	5A18K	5A18K	5A18K	5A18K	5A18K	5A18K	5A18K	5A18K	5A18K	5A18K	5A18K
12170	194	BNG MOTH V FULFL	5A18L	5A18L	5A18L	5A18L	5A18L	5A18L	5A18L	5A18L	5A18L	5A18L	5A18L	5A18L
12180	194	FTHR>TIME W CHLD	5A18M	5A18M	5A18M	5A18M	5A18M	5A18M	5A18M	5A18M	5A18M	5A18M	5A18M	5A18M
12190	195	HSB MAK IMP DCSN	5A18N	5A18N	5A18N	5A18N	5A18N	5A18N	5A18N	5A18N	5A18N	5A18N	5A18N	5A18N

D06: SEX ROLES and FAMILY. Opinions regarding gender discrimination

07930	128	MEN&WOMN>=\$.=WRK	3A03A	3A03A	3A03A	3A03A	3A03A	3A03A	3A03A	3A03A	3A03A	3A03A	3A03A	3A03A
07940	128	CNSDR WMN/HI JOB	3A03B	3A03B	3A03B	3A03B	3A03B	3A03B	3A03B	3A03B	3A03B	3A03B	3A03B	3A03B
07950	128	WMN SHD =JOB OPP	3A03C	3A03C	3A03C	3A03C	3A03C	3A03C	3A03C	3A03C	3A03C	3A03C	3A03C	3A03C
07960	128	WMN SHD =ED OPP	3A03D	3A03D	3A03D	3A03D	3A03D	3A03D	3A03D	3A03D	3A03D	3A03D	3A03D	3A03D
10370	163	JOB OBSTC SEX	4A13B	4A13B	4A13B	4A13B	4A13B	4A13B	4A13B	4A13B	4A13B	4A13B	4A13B	4A13B
11180	179	MLTRY DSCRM WOMN	4E03	4E03	4E03	4E03	4E03	4E03	4E03	4E03	4E03	4E03	4E03	4E03
12290	197	DSCM WN COLLG ED	5A22A	5A22A	5A22A	5A22A	5A22A	5A22A	5A22A	5A22A	5A22A	5A22A	5A22A	5A22A
12300	197	DSCM WN LDRSHP	5A22B	5A22B	5A22B	5A22B	5A22B	5A22B	5A22B	5A22B	5A22B	5A22B	5A22B	5A22B
12310	197	DSCM WN EXEC/BSN	5A22C	5A22C	5A22C	5A22C	5A22C	5A22C	5A22C	5A22C	5A22C	5A22C	5A22C	5A22C
12320	197	DSCM WN TOP/PRFN	5A22D	5A22D	5A22D	5A22D	5A22D	5A22D	5A22D	5A22D	5A22D	5A22D	5A22D	5A22D
12330	197	DSCM WN SKL LABR	5A22E	5A22E	5A22E	5A22E	5A22E	5A22E	5A22E	5A22E	5A22E	5A22E	5A22E	5A22E
12340	198	DSCM WN PLTCL OF	5A22F	5A22F	5A22F	5A22F	5A22F	5A22F	5A22F	5A22F	5A22F	5A22F	5A22F	5A22F
12350	198	DSCM WN =PAY =WK	5A22G	5A22G	5A22G	5A22G	5A22G	5A22G	5A22G	5A22G	5A22G	5A22G	5A22G	5A22G

D07: SEX ROLES and FAMILY. Family role, obligations, burdens

E01: POPULATION CONCERNS. Overpopulation

08360	135	IF -POP, MR CHLD	3A22	3A22	3A22	3A22	3A22	3A22	3A22	3A22	3A22	3A22	3A22	3A22
09760	148	GOV HP PRB POPL	3E03A	3E03A	3E03A	3E03A	3E03A	3E03A	3E03A	3E03A	3E03A	3E03A	3E04A	3E04A
09770	148	GOV NO POP PLCY	3E03B	3E03B	3E03B	3E03B	3E03B	3E03B	3E03B	3E03B	3E03B	3E03B	3E04B	3E04B
09780	148	STR OVPOP,LMT FM	3E03C	3E03C	3E03C	3E03C	3E03C	3E03C	3E03C	3E03C	3E03C	3E03C	3E04C	3E04C
09790		PRV OVPOP,NO CHL	3E03D	3E03D	3E03D	3E03D	3E03D	3E03D	3E03D	3E03D	3E03D	3E03D		
09830		US POP SZ LRGR												
09840		GVNG FOOD O CNTY												
09850		WRLD POP SZ LRGR												
11670	187	WR/NT POP GROWTH	5A03B	5A03B	5A03B	5A03B	5A03B	5A03B	5A03B	5A03B	5A03B	5A03B	5A03B	5A03B
12270	196	CTB TO POP PRBMS	5A20H	5A20H	5A20H	5A20H	5A20H	5A20H	5A20H	5A20H	5A20H	5A20H	5A20H	5A20H

E02: POPULATION CONCERNS. Birth control

09800		HISCH INS BRTH C	3E03E	3E03E	3E03E	3E03E	3E03E	3E03E	3E03E	3E03E	3E03E			
09810		BRTH CNT IMMORAL	3E03F	3E03F	3E03F	3E03F	3E03F	3E03F	3E03F	3E03F	3E03F			
09820		GOV BRTHC NO CST	3E03G	3E03G	3E03G	3E03G	3E03G	3E03G	3E03G	3E03G	3E03G			
09860		HAD SEX ED IN HS	3E04	3E04	3E04	3E04	3E04	3E04	3E04	3E04	3E04			
09870		STUDY BC IN HS	3E05	3E05	3E05	3E05	3E05	3E05	3E05	3E05	3E05			

F01: CONSERVATION, MATERIALISM, EQUITY, ETC. Personal materialism

01350	37	SAT STD OF LVG	1A006I	1A006I	1A006I	1A006I	1A006I	1A006I	1A006I	1A006I	1A006I	1A006I	1A006I	1A006I
01430	39	IMP LOTS OF \$	1A007C	1A007C	1A007C	1A007C	1A007C	1A007C	1A007C	1A007C	1A007C	1A007C	1A007C	1A007C
05930	96	DALY GO SHOPPING	2A02L	2A02L	2A02L	2A02L	2A02L	2A02L	2A02L	2A02L	2A02L	2A02L	2A02L	2A02L
05930	219	DALY GO SHOPPING		6A02H	6A02H	6A02H	6A02H	6A02H	6A02H	6A02H*	6A02H	6A02H	6A02H	6A02H
07700		NOW OWN HAIR DRY												
07710		NOW OWN WT/S SKI												
07720		NOW OWN CAMERA												
07730		NOW OWN WATCH												
07740		NOW OWN HKG BKPK												
07750		NOW OWN CK RADIO												
07760		NOW OWN EL SHAVR												
07770		NOW OWN TENIS RQ												
07780		NOW OWN TV SET												
07790		NOW OWN BICYCLE												
07800		NOW OWN CAR												
07810		NOW OWN TAPE REC												
07820		NOW OWN ELT CALC												
07830		NOW OWN BT/SNMBL												
08020	129	MR\$ FR LASTG THG	3A04C	3A04C	3A04C	3A04C	3A04C	3A04C	3A04C	3A04C	3A04C	3A04C	3A04C	3A04C
10060	158	FAM BUYS THG -ND	4A06J	4A06J	4A06J	4A06J	4A06J	4A06J	4A06J	4A06J	4A06J	4A06J	4A06J	4A06J
10060	194	FAM BUYS THG -ND	5A18I	5A18I	5A18I	5A18I	5A18I	5A18I	5A18I	5A18I	5A18I	5A18I	5A18I	5A18I
10140	159	JOB IMPC EARN \$	4A08F	4A08F	4A08F	4A08F	4A08F	4A08F	4A08F	4A08F	4A08F	4A08F	4A08F	4A08F
12020	192	ENJOY SHOPPING	5A15A	5A15A	5A15A	5A15A	5A15A	5A15A	5A15A	5A15A	5A15A	5A15A	5A15A	5A15A
12030	192	CARE LATST FASHN	5A15B	5A15B	5A15B	5A15B	5A15B	5A15B	5A15B	5A15B	5A15B	5A15B	5A15B	5A15B
12040	192	CR FAM HV NBR HV	5A15C	5A15C	5A15C	5A15C	5A15C	5A15C	5A15C	5A15C	5A15C	5A15C	5A15C	5A15C
12050	192	XPCT 2 OWN>PRNTS	5A16	5A16	5A16	5A16	5A16	5A16	5A16	5A16	5A16	5A16	5A16	5A16

*=item text changed from previous year

Item Reference Number	Page Loc. in this Volume	ITEM DESCRIPTION (ABBREVIATED)	QUESTIONNAIRE LOCATION BY YEAR (FORM, SECTION, AND QUESTION NUMBER)											
			1976	1977	1978	1979	1980	1981	1982	1983	1984	1985	1986	1987

F01: CONSERVATION, MATERIALISM, EQUITY, ETC. Personal materialism (continued)

12060	192	LST CNT OWN>PRNT	5A17	5A17	5A17	5A17	5A17	5A17	5A17	5A17	5A17	5A17	5A17	5A17
13600	148	STS SCH NIC CAR	5E05C	5E06C	5E06C	5E04C	5E06C		3E06C	3E06C	3E06C	3E06C	3E06C	3E06C
13700		BY SOON HAIR DRY	2E10A											
13710		BY SOON WT/S SKI	2E10B											
13720		BY SOON CAMERA	2E10C											
13730		BY SOON WATCH	2E10D											
13740		BY SOON HKG BKPK	2E10E											
13750		BY SOON CK RADIO	2E10F											
13760		BY SOON EL SHAVR	2E10G											
13770		BY SOON TENIS RQ	2E10H											
13780		BY SOON TV SET	2E10I											
13790		BY SOON BICYCLE	2E10J											
13800		BY SOON CAR	2E10K											
13810		BY SOON TAPE REC	2E10L											
13820		BY SOON ELT CALC	2E10M											
13830		BY SOON BT/SNMBL	2E10N											
13835	151	IMP HAV 1 CAR	3E12A		3E11A	3E10A	3E10A	3E10A	3E09A	3E09A	3E09A	3E09A	3E09A	3E09A
13840	151	IMP HAV 2 CARS	3E12B		3E11B	3E10B	3E10B	3E10B	3E09B	3E09B	3E09B	3E09B	3E09B	3E09B
13850	151	IMP HAV LARG CAR	3E12C		3E11C	3E10C	3E10C	3E10C	3E09C	3E09C	3E09C	3E09C	3E09C	3E09C
13860	151	IMP HAV NW CR OF	3E12D		3E11D	3E10D	3E10D	3E10D	3E09D	3E09D	3E09D	3E09D	3E09D	3E09D
13870	151	IMP HAV NW CLTHS	3E12E		3E11E	3E10E	3E10E	3E10E	3E09E	3E09E	3E09E	3E09E	3E09E	3E09E
13880	152	IMP HAV OWN HSE	3E12F		3E11F	3E10F	3E10F	3E10F	3E09F	3E09F	3E09F	3E09F	3E09F	3E09F
13890	152	IMP HAV BIG YARD	3E12G		3E11G	3E10G	3E10G	3E10G	3E09G	3E09G	3E09G	3E09G	3E09G	3E09G
13900	152	IMP HAV NEAT LWN	3E12H		3E11H	3E10H	3E10H	3E10H	3E09H	3E09H	3E09H	3E09H	3E09H	3E09H
13910	152	IMP HAV APPLINCS	3E12I		3E11I	3E10I	3E10I	3E10I	3E09I	3E09I	3E09I	3E09I	3E09I	3E09I
13920	152	IMP HAV G STEREO	3E12J		3E11J	3E10J	3E10J	3E10J	3E09J	3E09J	3E09J	3E09J	3E09J	3E09J
13930	152	IMP HAV VAC HSE	3E12K		3E11K	3E10K	3E10K	3E10K	3E09K	3E09K	3E09K	3E09K	3E09K	3E09K
13940	152	IMP HAV REC VEH	3E12L		3E11L	3E10L	3E10L	3E10L	3E09L	3E09L	3E09L	3E09L	3E09L	3E09L

F02: CONSERVATION, MATERIALISM, EQUITY, ETC. Societal materialism and advertising

06000	97	2MUCH CNCRN MTRL	2A03B	2A03B	2A03B	2A03B	2A03B	2A03B	2A03B	2A03B	2A03B	2A03B	2A03B	2A03B
06010	97	ENCOURG PPL BUY>	2A03C	2A03C	2A03C	2A03C	2A03C	2A03C	2A03C	2A03C	2A03C	2A03C	2A03C	2A03C
06020	97	-WRNG ADVERTISNG	2A03D	2A03D	2A03D	2A03D	2A03D	2A03D	2A03D	2A03D	2A03D	2A03D	2A03D	2A03D
06030	98	MOR SHORTGS FUTR	2A03E	2A03E	2A03E	2A03E	2A03E	2A03E	2A03E	2A03E	2A03E	2A03E	2A03E	2A03E
10040	158	TV COMM CRT NDS	4A06H	4A06H	4A06H	4A06H	4A06H	4A06H	4A06H	4A06H	4A06H	4A06H	4A06H	4A06H
10050	158	TV COMMRLCS GOOD	4A06I	4A06I	4A06I	4A06I	4A06I	4A06I	4A06I	4A06I	4A06I	4A06I	4A06I	4A06I

F03: CONSERVATION, MATERIALISM, EQUITY, ETC. Concern with world hunger and poverty

05990	97	US 2 MUCH PROFIT	2A03A	2A03A	2A03A	2A03A	2A03A	2A03A	2A03A	2A03A	2A03A	2A03A	2A03A	2A03A
08040	130	EAT DIF->FD STRV	3A04E	3A04E	3A04E	3A04E	3A04E	3A04E	3A04E	3A04E	3A04E	3A04E	3A04E	3A04E
11720	188	-WRNG HNGR&PVRTY	5A03G	5A03G	5A03G	5A03G	5A03G	5A03G	5A03G	5A03G	5A03G	5A03G	5A03G	5A03G
12090	193	-SYMP TWD STARVG	5A18C	5A18C	5A18C	5A18C	5A18C	5A18C	5A18C	5A18C	5A18C	5A18C	5A18C	5A18C
12140	194	RB CHNG ETG HABT	5A18H	5A18H	5A18H	5A18H	5A18H	5A18H	5A18H	5A18H	5A18H	5A18H	5A18H	5A18H
16440		SAT EAT<BEEF>GRN			2E05B									
19470		EAT<FD,>OWN CITY				5E08A								
19480		EAT<FD,>NRBY STT				5E08B								
19490		EAT<FD,>DIF REGN				5E08C								
19500		EAT<FD,>ASIAN CN				5E08D								

F04: CONSERVATION, MATERIALISM, EQUITY, ETC. Ecological concerns

01640	42	US NEEDS GROWTH	1A011G	1A011G	1A011G	1A011G	1A011G	1A011G	1A011G	1A011G	1A011G	1A011G	1A011G	1A011G
08000	129	POLLUT INCREASED	3A04A	3A04A	3A04A	3A04A	3A04A	3A04A	3A04A	3A04A	3A04A	3A04A	3A04A	3A04A
08010	129	GOVT DEAL ENV PR	3A04B	3A04B	3A04B	3A04B	3A04B	3A04B	3A04B	3A04B	3A04B	3A04B	3A04B	3A04B
09700		PRVNT POL TOO >J	3E02A	3E02A	3E02A	3E02A	3E02A	3E02A	3E01A	3E01A	3E01A	3E01A		
09710		PRVNT POL CST JB	3E02B	3E02B	3E02B	3E02B	3E02B	3E02B	3E01B	3E01B	3E01B	3E01B		
09720		PRVNT POL PPL DK	3E02C	3E02C	3E02C	3E02C	3E02C	3E02C	3E01C	3E01C	3E01C	3E01C		
09730		PRVNT POL -ENUF	3E02D	3E02D	3E02D	3E02D	3E02D	3E02D	3E01D	3E01D	3E01D	3E01D		
09740		PRVNT POL USELSS	3E02E	3E02E	3E02E	3E02E	3E02E	3E02E	3E01E	3E01E	3E01E	3E01E		
09970	156	PLLTN INCR IN US	4A06A	4A06A	4A06A	4A06A	4A06A	4A06A	4A06A	4A06A	4A06A	4A06A	4A06A	4A06A
09980	157	PLLTN NT SO DANG	4A06B	4A06B	4A06B	4A06B	4A06B	4A06B	4A06B	4A06B	4A06B	4A06B	4A06B	4A06B
09990	157	PLLTN NEC 4 GRTH	4A06C	4A06C	4A06C	4A06C	4A06C	4A06C	4A06C	4A06C	4A06C	4A06C	4A06C	4A06C
10000	157	INDVL RESP 4 ENV	4A06D	4A06D	4A06D	4A06D	4A06D	4A06D	4A06D	4A06D	4A06D	4A06D	4A06D	4A06D
10010	157	GOVT RESP 4 ENV	4A06E	4A06E	4A06E	4A06E	4A06E	4A06E	4A06E	4A06E	4A06E	4A06E	4A06E	4A06E
10020	157	GOVT TAX PLLTRS	4A06F	4A06F	4A06F	4A06F	4A06F	4A06F	4A06F	4A06F	4A06F	4A06F	4A06F	4A06F
10030	157	GOVT BAN DSPSBLE	4A06G	4A06G	4A06G	4A06G	4A06G	4A06G	4A06G	4A06G	4A06G	4A06G	4A06G	4A06G
10070	158	POL SLVD BY 2000	4A06K	4A06K	4A06K	4A06K	4A06K	4A06K	4A06K	4A06K	4A06K	4A06K	4A06K	4A06K
10080	158	R EFRT 2 HLP ENV	4A07	4A07	4A07	4A07	4A07	4A07	4A07	4A07	4A07	4A07	4A07	4A07
11340	182	PIDEA OF ECOLOGY	4E08L	4E08L	4E07L	4E07L	4E07L	4E07L	4E07L	4E07L	4E07L	4E07L	4E07L	4E07L
11690	187	WR/NT POLLUTION	5A03D	5A03D	5A03D	5A03D	5A03D	5A03D	5A03D	5A03D	5A03D	5A03D	5A03D	5A03D
12280	196	CTB TO ENVIR PBM	5A20I	5A20I	5A20I	5A20I	5A20I	5A20I	5A20I	5A20I	5A20I	5A20I	5A20I	5A20I
16450		SAT TAX FR ECLGY			2E05C									

F05: CONSERVATION, MATERIALISM, EQUITY, ETC. Concern with conservation of resources

09750	147	FUTR.HAV2 CNSUM<	3E03	3E03	3E03	3E03	3E03	3E03	3E02	3E02	3E02	3E02	3E02	3E02
10930	174	SOCTY WONT LAST	4D03B	4D03B	4D03B	4D03B	4D03B	4D03B	4D10B	4D10B	4D10B	4D10B	4D10B	4D10B

F01: CONSERVATION, MATERIALISM, EQUITY, ETC. Personal materialism (continued)

F02: CONSERVATION, MATERIALISM, EQUITY, ETC. Societal materialism and advertising

F03: CONSERVATION, MATERIALISM, EQUITY, ETC. Concern with world hunger and poverty

F04: CONSERVATION, MATERIALISM, EQUITY, ETC. Ecological concerns

F05: CONSERVATION, MATERIALISM, EQUITY, ETC. Concern with conservation of resources

[illegible]

Item Refer- ence Number	Page Loc. in this Volume	ITEM DESCRIPTION (ABBREVIATED)	QUESTIONNAIRE LOCATION BY YEAR (FORM, SECTION, AND QUESTION NUMBER)											
			1976	1977	1978	1979	1980	1981	1982	1983	1984	1985	1986	1987

F05: CONSERVATION, MATERIALISM, EQUITY, ETC. Concern with conservation of resources (continued)

11700	187	WR/NT ENRGY SHRT	5A03E	5A03E	5A03E	5A03E	5A03E	5A03E	5A03E	5A03E	5A03E	5A03E	5A03E	5A03E
11730	188	WR/NT USE OPN LD	5A03H	5A03H	5A03H	5A03H	5A03H	5A03H	5A03H	5A03H	5A03H	5A03H	5A03H	5A03H
12000	191	R CUT ELECTRICTY	5A13	5A13	5A13	5A13	5A13	5A13	5A13	5A13	5A13	5A13	5A13	5A13
12010	191	RDCE HEAT R'S HM	5A14	5A14	5A14	5A14	5A14	5A14	5A14	5A14	5A14	5A14	5A14	5A14

F06: CONSERVATION, MATERIALISM, EQUITY, ETC. Preferences regarding dwelling type and urbanicity

17860		DESRD LVG RURAL			4E09A		4E09A	4E09A	4E09A					
17870		DESRD LVG SM TWN			4E09B		4E09B	4E09B	4E09B					
17880		DESRD LVG SM CTY			4E09C		4E09C	4E09C	4E09C					
17890		DESRD LVG SUBURB			4E09D		4E09D	4E09D	4E09D					
17900		DESRD LVG LG CTY			4E09E		4E09E	4E09E	4E09E					
17910		DSRD HSG 1 FAMILY			4E09F		4E09F	4E09F	4E09F					
17920		DSRD HSG 2 FAMILY			4E09G		4E09G	4E09G	4E09G					
17930		DSRD HSG CNDMINM			4E09H		4E09H	4E09H	4E09H					
17940		DSRD HSG APT BLD			4E09I		4E09I	4E09I	4E09I					
17950		DSRD HSG HI RISE			4E09J		4E09J	4E09J	4E09J					

F07: CONSERVATION, MATERIALISM, EQUITY, ETC. Driving and use of mass transit

00640	22	DRIVE>200 MI/WK	1C27	1C27	1C27	1C27	1C27	1C27	1C27	1C27	1C27	1C27	1C27	1C27
00640	22	DRIVE>200 MI/WK	2C27	2C27	2C27	2C27	2C27	2C27	2C27	2C27	2C27	2C27	2C27	2C27
00640	22	DRIVE>200 MI/WK	3C27	3C27	3C27	3C27	3C27	3C27	3C27	3C27	3C27	3C27	3C27	3C27
00640	22	DRIVE>200 MI/WK	4C27	4C27	4C27	4C27	4C27	4C27	4C27	4C27	4C27	4C27	4C27	4C27
00640	22	DRIVE>200 MI/WK	5C27	5C27	5C27	5C27	5C27	5C27	5C27	5C27	5C27	5C27	5C27	5C27
00640	22	DRIVE>200 MI/WK												
00650	22	#X/12MO R TCKTD	1C28	1C28	1C28	1C28	1C28	1C28	1C28	1C28	1C28	1C28	1C28	1C28
00650	22	#X/12MO R TCKTD	2C28	2C28	2C28	2C28	2C28	2C28	2C28	2C28	2C28	2C28	2C28	2C28
00650	22	#X/12MO R TCKTD	3C28	3C28	3C28	3C28	3C28	3C28	3C28	3C28	3C28	3C28	3C28	3C28
00650	22	#X/12MO R TCKTD	4C28	4C28	4C28	4C28	4C28	4C28	4C28	4C28	4C28	4C28	4C28	4C28
00650	22	#X/12MO R TCKTD	5C28	5C28	5C28	5C28	5C28	5C28	5C28	5C28	5C28	5C28	5C28	5C28
00650	22	#X/12MO R TCKTD												
00690	23	#ACCIDNTS/12 MO	1C30	1C30	1C30	1C30	1C30	1C30	1C30	1C30	1C30	1C30	1C30	1C30
00690	23	#ACCIDNTS/12 MO	2C30	2C30	2C30	2C30	2C30	2C30	2C30	2C30	2C30	2C30	2C30	2C30
00690	23	#ACCIDNTS/12 MO	3C30	3C30	3C30	3C30	3C30	3C30	3C30	3C30	3C30	3C30	3C30	3C30
00690	23	#ACCIDNTS/12 MO	4C30	4C30	4C30	4C30	4C30	4C30	4C30	4C30	4C30	4C30	4C30	4C30
00690	23	#ACCIDNTS/12 MO	5C30	5C30	5C30	5C30	5C30	5C30	5C30	5C30	5C30	5C30	5C30	5C30
00690	23	#ACCIDNTS/12 MO												
08030	130	USE BYC/MAS TRAN	3A04D	3A04D	3A04D	3A04D	3A04D	3A04D	3A04D	3A04D	3A04D	3A04D	3A04D	3A04D
11960	191	DNT HV DRVR LCNS	5A09	5A09	5A09	5A09	5A09	5A09	5A09	5A09	5A09	5A09	5A09	5A09
11970	191	DONT OWN CAR	5A10	5A10	5A10	5A10	5A10	5A10	5A10	5A10	5A10	5A10	5A10	5A10
11980	191	NEVR USE OTHS CR	5A11	5A11	5A11	5A11	5A11	5A11	5A11	5A11	5A11	5A11	5A11	5A11
11990	191	R CUT DRIVING	5A12	5A12	5A12	5A12	5A12	5A12	5A12	5A12	5A12	5A12	5A12	5A12
16430		SAT EVB CAR POOL			2E05A									
22210	127	USE SEATBLT-DRVR											2E22	2E23
22210	24	USE SEATBLT-DRVR												
22220	127	USE SEATBLT-RIDR											2E23	2E24
22220	24	USE SEATBLT-RIDR												

G: RELIGION. Religious preferences, activities, views

00360	18	R'S RELGS PRFNC	1C13A	1C13A	1C13A	1C13A	1C13A	1C13A	1C13A*	1C13A	1C13A	1C13A	1C13A	1C13A
00360	18	R'S RELGS PRFNC	2C13A	2C13A	2C13A	2C13A	2C13A	2C13A	2C13A*	2C13A	2C13A	2C13A	2C13A	2C13A
00360	18	R'S RELGS PRFNC	3C13A	3C13A	3C13A	3C13A	3C13A	3C13A	3C13A*	3C13A	3C13A	3C13A	3C13A	3C13A
00360	18	R'S RELGS PRFNC	4C13A	4C13A	4C13A	4C13A	4C13A	4C13A	4C13A*	4C13A	4C13A	4C13A	4C13A	4C13A
00360	18	R'S RELGS PRFNC	5C13A	5C13A	5C13A	5C13A	5C13A	5C13A	5C13A*	5C13A	5C13A	5C13A	5C13A	5C13A
00360	18	R'S RELGS PRFNC												
00370	18	R'ATTND REL SVC	1C13B	1C13B	1C13B	1C13B	1C13B	1C13B	1C13B	1C13B	1C13B	1C13B	1C13B	1C13B
00370	18	R'ATTND REL SVC	2C13B	2C13B	2C13B	2C13B	2C13B	2C13B	2C13B	2C13B	2C13B	2C13B	2C13B	2C13B
00370	18	R'ATTND REL SVC	3C13B	3C13B	3C13B	3C13B	3C13B	3C13B	3C13B	3C13B	3C13B	3C13B	3C13B	3C13B
00370	18	R'ATTND REL SVC	4C13B	4C13B	4C13B	4C13B	4C13B	4C13B	4C13B	4C13B	4C13B	4C13B	4C13B	4C13B
00370	18	R'ATTND REL SVC	5C13B	5C13B	5C13B	5C13B	5C13B	5C13B	5C13B	5C13B	5C13B	5C13B	5C13B	5C13B
00370	18	R'ATTND REL SVC												
00380	19	RLGN IMP R'S LF	1C13C	1C13C	1C13C	1C13C	1C13C	1C13C	1C13C	1C13C	1C13C	1C13C	1C13C	1C13C
00380	19	RLGN IMP R'S LF	2C13C	2C13C	2C13C	2C13C	2C13C	2C13C	2C13C	2C13C	2C13C	2C13C	2C13C	2C13C
00380	19	RLGN IMP R'S LF	3C13C	3C13C	3C13C	3C13C	3C13C	3C13C	3C13C	3C13C	3C13C	3C13C	3C13C	3C13C
00380	19	RLGN IMP R'S LF	4C13C	4C13C	4C13C	4C13C	4C13C	4C13C	4C13C	4C13C	4C13C	4C13C	4C13C	4C13C
00380	19	RLGN IMP R'S LF	5C13C	5C13C	5C13C	5C13C	5C13C	5C13C	5C13C	5C13C	5C13C	5C13C	5C13C	5C13C
00380	19	RLGN IMP R'S LF												
05980		DALY GO CHURCH	2A02D											
06930		DHNSTY CHURCHES	2D04E	2D04E	2D04E	2D04E	2D04E	2D04E	2D04E	2D04E	2D04E	2D04E	2D04E	2D04E
08420	136	GD JB CHURCHES	3A24E	3A24E	3A24E	3A24E	3A24E	3A24E	3A24E	3A24E	3A24E	3A24E	3A24E	3A24E
10360	163	JOB OBSTC RELGN	4A13A	4A13A	4A13A	4A13A	4A13A	4A13A	4A13A	4A13A	4A13A	4A13A	4A13A	4A13A
10590	166	>INFLC CHURCHES	4A19C	4A19C	4A19C	4A19C	4A19C	4A19C	4A19C	4A19C	4A19C	4A19C	4A19C	4A19C
11360	182	P'IDEA OF RLGN	4E08N	4E08N	4E07N	4E07N	4E07N	4E07N	4E07N	4E07N	4E07N	4E07N	4E07N	4E07N
11910	190	RCL CNTCT CHURCH	5A07C	5A07C	5A07C	5A07C	5A07C	5A07C	5A07C	5A07C	5A07C	5A07C	5A07C	5A07C
12230	196	CTB TO RELGS ORG	5A20D	5A20D	5A20D	5A20D	5A20D	5A20D	5A20D	5A20D	5A20D	5A20D	5A20D	5A20D
23510		YRS CHRCH YTH GR												

* = item text changed from previous year

Item Refer- ence Number	Page Loc. in this Volume	ITEM DESCRIPTION (ABBREVIATED)	QUESTIONNAIRE LOCATION BY YEAR (FORM, SECTION, AND QUESTION NUMBER)											
			1988	1989	1990	1991	1992	1993	1994	1995	1996	1997	1998	1999

F05: CONSERVATION, MATERIALISM, EQUITY, ETC. Concern with conservation of resources (continued)

11700	187	WR/NT ENRGY SHRT	5A03E	5A03E	5A03E	5A03E	5A03E	5A03E	5A03E	5A03E	5A03E	5A03E	5A03E	5A03E
11730	188	WR/NT USE OPN LD	5A03H	5A03H	5A03H	5A03H	5A03H	5A03H	5A03H	5A03H	5A03H	5A03H	5A03H	5A03H
12000	191	R CUT ELECTRICTY	5A13	5A13	5A13	5A13	5A13	5A13	5A13	5A13	5A13	5A13	5A13	5A13
12010	191	RDCE HEAT R'S HM	5A14	5A14	5A14	5A14	5A14	5A14	5A14	5A14	5A14	5A14	5A14	5A14

F06: CONSERVATION, MATERIALISM, EQUITY, ETC. Preferences regarding dwelling type and urbanicity

17860		DESRD LVG RURAL												
17870		DESRD LVG SM TWN												
17880		DESRD LVG SM CTY												
17890		DESRD LVG SUBURB												
17900		DESRD LVG LG CTY												
17910		DSRD HSG 1 FAMLY												
17920		DSRD HSG 2 FAMLY												
17930		DSRD HSG CNDMINM												
17940		DSRD HSG APT BLD												
17950		DSRD HSG HI RISE												

F07: CONSERVATION, MATERIALISM, EQUITY, ETC. Driving and use of mass transit

00640	22	DRIVE>200 MI/WK	1C27	1C27	1C27	1C027	1C027	1C027	1C027	1C027	1C027	1C027	1C027	1C027
00640	22	DRIVE>200 MI/WK	2C27	2C27	2C27	2C27	2C27	2C27	2C27	2C27	2C27	2C27	2C27	2C27
00640	22	DRIVE>200 MI/WK	3C27	3C27	3C27	3C27	3C27	3C27	3C27	3C27	3C27	3C27	3C27	3C27
00640	22	DRIVE>200 MI/WK	4C27	4C27	4C27	4C27	4C27	4C27	4C27	4C27	4C27	4C27	4C27	4C27
00640	22	DRIVE>200 MI/WK	5C27	5C27	5C27	5C27	5C27	5C27	5C27	5C27	5C27	5C27	5C27	5C27
00640	22	DRIVE>200 MI/WK		6C27	6C27	6C27	6C27	6C27	6C27	6C27	6C27	6C27	6C27	6C27
00650	22	#X/12MO R TCKTD	1C28	1C28	1C28	1C028	1C028	1C028	1C028	1C028	1C028	1C028	1C028	1C028
00650	22	#X/12MO R TCKTD	2C28	2C28	2C28	2C28	2C28	2C28	2C28	2C28	2C28	2C28	2C28	2C28
00650	22	#X/12MO R TCKTD	3C28	3C28	3C28	3C28	3C28	3C28	3C28	3C28	3C28	3C28	3C28	3C28
00650	22	#X/12MO R TCKTD	4C28	4C28	4C28	4C28	4C28	4C28	4C28	4C28	4C28	4C28	4C28	4C28
00650	22	#X/12MO R TCKTD	5C28	5C28	5C28	5C28	5C28	5C28	5C28	5C28	5C28	5C28	5C28	5C28
00650	22	#X/12MO R TCKTD		6C28	6C28	6C28	6C28	6C28	6C28	6C28	6C28	6C28	6C28	6C28
00690	23	#ACCIDNTS/12 MO	1C30	1C30	1C30	1C030	1C030	1C030	1C030	1C030	1C030	1C030	1C030	1C030
00690	23	#ACCIDNTS/12 MO	2C30	2C30	2C30	2C30	2C30	2C30	2C30	2C30	2C30	2C30	2C30	2C30
00690	23	#ACCIDNTS/12 MO	3C30	3C30	3C30	3C30	3C30	3C30	3C30	3C30	3C30	3C30	3C30	3C30
00690	23	#ACCIDNTS/12 MO	4C30	4C30	4C30	4C30	4C30	4C30	4C30	4C30	4C30	4C30	4C30	4C30
00690	23	#ACCIDNTS/12 MO	5C30	5C30	5C30	5C30	5C30	5C30	5C30	5C30	5C30	5C30	5C30	5C30
00690	23	#ACCIDNTS/12 MO		6C30	6C30	6C30	6C30	6C30	6C30	6C30	6C30	6C30	6C30	6C30
08030	130	USE BYC/MAS TRAN	3A04D	3A04D	3A04D	3A04D	3A04D	3A04D	3A04D	3A04D	3A04D	3A04D	3A04D	3A04D
11960	191	DNT HV DRVR LCNS	5A09	5A09	5A09	5A09	5A09	5A09	5A09	5A09	5A09	5A09	5A09	5A09
11970	191	DONT OWN CAR	5A10	5A10	5A10	5A10	5A10	5A10	5A10	5A10	5A10	5A10	5A10	5A10
11980	191	NEVR USE OTHS CR	5A11	5A11	5A11	5A11	5A11	5A11	5A11	5A11	5A11	5A11	5A11	5A11
11990	191	R CUT DRIVING	5A12	5A12	5A12	5A12	5A12	5A12	5A12	5A12	5A12	5A12	5A12	5A12
16430		SAT EVB CAR POOL												
22210	127	USE SEATBLT-DRVR	2E23	2E23	2E23	2E23	2E23	2E23	2E23	2E23	2E23	2E23	2E23	2E23
22210	24	USE SEATBLT-DRVR		6C32	6C32	6C32	6C32	6C32	6C32	6C32	6C32	6C32	6C32	6C32
22220	127	USE SEATBLT-RIDR	2E24	2E24	2E24	2E24	2E24	2E24	2E24	2E24	2E24	2E24	2E24	2E24
22220	24	USE SEATBLT-RIDR		6C33	6C33	6C33	6C33	6C33	6C33	6C33	6C33	6C33	6C33	6C33

G: RELIGION. Religious preferences, activities, views

00360	18	R'S RELGS PRFNC	1C13A	1C13A	1C13A	1C013A*	1C013A	1C013A	1C013A	1C013A	1C013A	1C013A	1C013A	1C013A
00360	18	R'S RELGS PRFNC	2C13A	2C13A	2C13A	2C13A*	2C13A	2C13A	2C13A	2C13A	2C13A	2C13A	2C13A	2C13A
00360	18	R'S RELGS PRFNC	3C13A	3C13A	3C13A	3C13A*	3C13A	3C13A	3C13A	3C13A	3C13A	3C13A	3C13A	3C13A
00360	18	R'S RELGS PRFNC	4C13A	4C13A	4C13A	4C13A*	4C13A	4C13A	4C13A	4C13A	4C13A	4C13A	4C13A	4C13A
00360	18	R'S RELGS PRFNC	5C13A	5C13A	5C13A	5C13A*	5C13A	5C13A	5C13A	5C13A	5C13A	5C13A	5C13A	5C13A
00360	18	R'S RELGS PRFNC		6C13A	6C13A	6C13A*	6C13A	6C13A	6C13A	6C13A	6C13A	6C13A	6C13A	6C13A
00370	18	R'ATTND REL SVC	1C13B	1C13B	1C13B	1C013B	1C013B	1C013B	1C013B	1C013B	1C013B	1C013B	1C013B	1C013B
00370	18	R'ATTND REL SVC	2C13B	2C13B	2C13B	2C13B	2C13B	2C13B	2C13B	2C13B	2C13B	2C13B	2C13B	2C13B
00370	18	R'ATTND REL SVC	3C13B	3C13B	3C13B	3C13B	3C13B	3C13B	3C13B	3C13B	3C13B	3C13B	3C13B	3C13B
00370	18	R'ATTND REL SVC	4C13B	4C13B	4C13B	4C13B	4C13B	4C13B	4C13B	4C13B	4C13B	4C13B	4C13B	4C13B
00370	18	R'ATTND REL SVC	5C13B	5C13B	5C13B	5C13B	5C13B	5C13B	5C13B	5C13B	5C13B	5C13B	5C13B	5C13B
00370	18	R'ATTND REL SVC		6C13B	6C13B	6C13B	6C13B	6C13B	6C13B	6C13B	6C13B	6C13B	6C13B	6C13B
00380	19	RLGN IMP R'S LF	1C13C	1C13C	1C13C	1C013C	1C013C	1C013C	1C013C	1C013C	1C013C	1C013C	1C013C	1C013C
00380	19	RLGN IMP R'S LF	2C13C	2C13C	2C13C	2C13C	2C13C	2C13C	2C13C	2C13C	2C13C	2C13C	2C13C	2C13C
00380	19	RLGN IMP R'S LF	3C13C	3C13C	3C13C	3C13C	3C13C	3C13C	3C13C	3C13C	3C13C	3C13C	3C13C	3C13C
00380	19	RLGN IMP R'S LF	4C13C	4C13C	4C13C	4C13C	4C13C	4C13C	4C13C	4C13C	4C13C	4C13C	4C13C	4C13C
00380	19	RLGN IMP R'S LF	5C13C	5C13C	5C13C	5C13C	5C13C	5C13C	5C13C	5C13C	5C13C	5C13C	5C13C	5C13C
00380	19	RLGN IMP R'S LF		6C13C	6C13C	6C13C	6C13C	6C13C	6C13C	6C13C	6C13C	6C13C	6C13C	6C13C
05980		DALY GO CHURCH												
06930		DHNSTY CHURCHES	2D04E	2D04E										
08420	136	GD JB CHURCHES	3A24E	3A24E	3A24E	3A24E	3A24E	3A24E	3A24E	3A24E	3A24E	3A24E	3A24E	3A24E
10360	163	JOB OBSTC RELGN	4A13A	4A13A	4A13A	4A13A	4A13A	4A13A	4A13A	4A13A	4A13A	4A13A	4A13A	4A13A
10590	166	>INFLC CHURCHES	4A19C	4A19C	4A19C	4A19C	4A19C	4A19C	4A19C	4A19C	4A19C	4A19C	4A19C	4A19C
11360	182	P'IDEA OF RLGN	4E06N	4E06N	4E06N	4E06N	4E06N	4E06N	4E06N	4E06N	4E06N	4E06N	4E06N	4E06N
11910	190	RCL CNTCT CHURCH	5A07C	5A07C	5A07C	5A07C	5A07C	5A07C	5A07C	5A07C	5A07C	5A07C	5A07C	5A07C
12230	196	CTB TO RELGS ORG	5A20D	5A20D	5A20D	5A20D	5A20D	5A20D	5A20D	5A20D	5A20D	5A20D	5A20D	5A20D
23510		YRS CHRCH YTH GR		6A10N	6A10N	6A11N	6A10N	6A10N	6A10N	6A10N	6A10N	6A10N	6A10N	6A10N

*=item text changed from previous year

H01: POLITICS. Political interest and preferences

H02: POLITICS. Attitudes toward governmental policies and practices

H03: POLITICS. Views about the role of citizens in government (See also I02)

H04: POLITICS. Confidence in government

H05: POLITICS. Voting, political activism

Item Refer- ence Number	Page Loc. in this Volume	ITEM DESCRIPTION (ABBREVIATED)	QUESTIONNAIRE LOCATION BY YEAR (FORM, SECTION, AND QUESTION NUMBER)											
			1988	1989	1990	1991	1992	1993	1994	1995	1996	1997	1998	1999

H01: POLITICS. Political interest and preferences

00340	18	R'S POLTL PRFNC	1C11	1C11	1C11	1C011	1C011	1C011	1C011	1C011*	1C011	1C011	1C011	1C011
00340	18	R'S POLTL PRFNC	2C11	2C11	2C11	2C11	2C11	2C11	2C11	2C11*	2C11	2C11	2C11	2C11
00340	18	R'S POLTL PRFNC	3C11	3C11	3C11	3C11	3C11	3C11	3C11	3C11*	3C11	3C11	3C11	3C11
00340	18	R'S POLTL PRFNC	4C11	4C11	4C11	4C11	4C11	4C11	4C11	4C11*	4C11	4C11	4C11	4C11
00340	18	R'S POLTL PRFNC	5C11	5C11	5C11	5C11	5C11	5C11	5C11	5C11*	5C11	5C11	5C11	5C11
00340	18	R'S POLTL PRFNC	6C11	6C11	6C11	6C11	6C11	6C11	6C11	6C11*	6C11	6C11	6C11	6C11
00350	18	R'POL BLF RADCL	1C12	1C12	1C12	1C012	1C012	1C012	1C012	1C012	1C012	1C012	1C012	1C012
00350	18	R'POL BLF RADCL	2C12	2C12	2C12	2C12	2C12	2C12	2C12	2C12	2C12	2C12	2C12	2C12
00350	18	R'POL BLF RADCL	3C12	3C12	3C12	3C12	3C12	3C12	3C12	3C12	3C12	3C12	3C12	3C12
00350	18	R'POL BLF RADCL	4C12	4C12	4C12	4C12	4C12	4C12	4C12	4C12	4C12	4C12	4C12	4C12
00350	18	R'POL BLF RADCL	5C12	5C12	5C12	5C12	5C12	5C12	5C12	5C12	5C12	5C12	5C12	5C12
00350	18	R'POL BLF RADCL	6C12	6C12	6C12	6C12	6C12	6C12	6C12	6C12	6C12	6C12	6C12	6C12
06330	102	INTEREST IN GOVT	2A11	2A11	2A11	2A11	2A11	2A11	2A11	2A11	2A11	2A11	2A11	2A11
06330		INTEREST IN GOVT												
06330	166	INTEREST IN GOVT	4A18	4A18	4A18	4A18	4A18	4A18	4A18	4A18	4A18	4A18	4A18	4A18
06330	195	INTEREST IN GOVT	5A19	5A19	5A19	5A19	5A19	5A19	5A19	5A19	5A19	5A19	5A19	5A19
10400	163	JOB OBSTC POL VW	4A13E	4A13E	4A13E	4A13E	4A13E	4A13E	4A13E	4A13E	4A13E	4A13E	4A13E	4A13E
11370	182	P'IDEA OF PLTICS	4E06O	4E06O	4E06O	4E06O	4E06O	4E06O	4E06O	4E06O	4E06O	4E06O	4E06O	4E06O

H02: POLITICS. Attitudes toward governmental policies and practices

01390	38	SAT GOVT OPRTRNG	1A006M	1A006M	1A006M	1A006M	1A006M	1A006M	1A006M	1A006M	1A006M	1A006M	1A006M	1A006M
05690	104	US GO WAR FR OTH	2A18B	2A18B	2A18B	2A18B	2A18B	2A18B	2A18B	2A18B	2A18B	2A18B	2A18B	2A18B
06450	104	US SHD DISARM	2A18A	2A18A	2A18A	2A18A	2A18A	2A18A	2A18A	2A18A	2A18A	2A18A	2A18A	2A18A
06460	104	US WAR PRCTC ECN	2A18C	2A18C	2A18C	2A18C	2A18C	2A18C	2A18C	2A18C	2A18C	2A18C	2A18C	2A18C
06470	104	US ONLY WAR DFNS	2A18D	2A18D	2A18D	2A18D	2A18D	2A18D	2A18D	2A18D	2A18D	2A18D	2A18D	2A18D
06480	104	-US MIL PWR>USSR	2A18E	2A18E	2A18E	2A18E	2A18E	2A18E	2A18E	2A18E	2A18E	2A18E	2A18E	2A18E
06490	104	US NEED>PWR OTHS	2A18F	2A18F	2A18F	2A18F	2A18F	2A18F	2A18F	2A18F	2A18F	2A18F	2A18F	2A18F
06500	105	US FRN PLCY NRRW	2A18G	2A18G	2A18G	2A18G	2A18G	2A18G	2A18G	2A18G	2A18G	2A18G	2A18G	2A18G
07940	128	CNSDR WMN/HI JOB	3A03B	3A03B	3A03B	3A03B	3A03B	3A03B	3A03B	3A03B	3A03B	3A03B	3A03B	3A03B
08010	129	GOVT DEAL ENV PR	3A04B	3A04B	3A04B	3A04B	3A04B	3A04B	3A04B	3A04B	3A04B	3A04B	3A04B	3A04B
09760	148	GOV HP PRB POPL	3E03A	3E03A	3E03A	3E03A	3E03A	3E03A	3E03A	3E03A	3E03A	3E03A	3E04A	3E04A
09770	148	GOV NO POP PLCY	3E03B	3E03B	3E03B	3E03B	3E03B	3E03B	3E03B	3E03B	3E03B	3E03B	3E04B	3E04B
09820		GOV BRTHC NO CST	3E03G	3E03G	3E03G	3E03G	3E03G	3E03G	3E03G	3E03G	3E03G	3E03G		
10010	157	GOVT RESP 4 ENV	4A06E	4A06E	4A06E	4A06E	4A06E	4A06E	4A06E	4A06E	4A06E	4A06E	4A06E	4A06E
10020	157	GOVT TAX PLLTRS	4A06F	4A06F	4A06F	4A06F	4A06F	4A06F	4A06F	4A06F	4A06F	4A06F	4A06F	4A06F
10030	157	GOVT BAN DSPSBL	4A06G	4A06G	4A06G	4A06G	4A06G	4A06G	4A06G	4A06G	4A06G	4A06G	4A06G	4A06G
11210		-MLTRY COUP U.S.												
12340	198	DSCM WN PLTCL OF	5A22F	5A22F	5A22F	5A22F	5A22F	5A22F	5A22F	5A22F	5A22F	5A22F	5A22F	5A22F

H03: POLITICS. Views about the role of citizens in government (See also I02)

01580	41	-OBY LW--GD CTZ	1A011A	1A011A	1A011A	1A011A	1A011A	1A011A	1A011A	1A011A	1A011A	1A011A	1A011A	1A011A
01590	41	GD CTZN ALG GOV	1A011B	1A011B	1A011B	1A011B	1A011B	1A011B	1A011B	1A011B	1A011B	1A011B	1A011B	1A011B
01600	41	GD CTZN CHG GOV	1A011C	1A011C	1A011C	1A011C	1A011C	1A011C	1A011C	1A011C	1A011C	1A011C	1A011C	1A011C
01620	41	CTZN GRP HV EFC	1A011E	1A011E	1A011E	1A011E	1A011E	1A011E	1A011E	1A011E	1A011E	1A011E	1A011E	1A011E

H04: POLITICS. Confidence in government

01630	41	OUR SYST ST BS	1A011F	1A011F	1A011F	1A011F	1A011F	1A011F	1A011F	1A011F	1A011F	1A011F	1A011F	1A011F
06340	102	GOVT PPL -DSHNST	2A12	2A12	2A12	2A12	2A12	2A12	2A12	2A12	2A12	2A12	2A12	2A12
06350	102	GOVT DSNT WASTES	2A13	2A13	2A13	2A13	2A13	2A13	2A13	2A13	2A13	2A13	2A13	2A13
06360	102	NEVER TRUST GOVT	2A14	2A14	2A14	2A14	2A14	2A14	2A14	2A14	2A14	2A14	2A14	2A14
06370	103	GVT PPL DK DOING	2A15	2A15	2A15	2A15	2A15	2A15	2A15	2A15	2A15	2A15	2A15	2A15
06380	103	GOVT RUN FOR PPL	2A16	2A16	2A16	2A16	2A16	2A16	2A16	2A16	2A16	2A16	2A16	2A16
06950		DHNSTY PRES&ADMN	2D04G	2D04G										
06960		DHNSTY CONGRESS	2D04H	2D04H										
06970		DHNSTY SUPRM CRT	2D04I	2D04I										
06980		DHNSTY JUSTC SYS	2D04J	2D04J										
08440	136	GD JB PRES&ADMIN	3A24G	3A24G	3A24G	3A24G	3A24G	3A24G	3A24G	3A24G	3A24G	3A24G	3A24G	3A24G
08450	136	GD JB CONGRESS	3A24H	3A24H	3A24H	3A24H	3A24H	3A24H	3A24H	3A24H	3A24H	3A24H	3A24H	3A24H
08460	136	GD JB SUPRM CRT	3A24I	3A24I	3A24I	3A24I	3A24I	3A24I	3A24I	3A24I	3A24I	3A24I	3A24I	3A24I
08470	136	GD JB JUSTC SYST	3A24J	3A24J	3A24J	3A24J	3A24J	3A24J	3A24J	3A24J	3A24J	3A24J	3A24J	3A24J
10610	167	>INFLC PRES&ADMN	4A19E	4A19E	4A19E	4A19E	4A19E	4A19E	4A19E	4A19E	4A19E	4A19E	4A19E	4A19E
10620	167	>INFLC CONGRESS	4A19F	4A19F	4A19F	4A19F	4A19F	4A19F	4A19F	4A19F	4A19F	4A19F	4A19F	4A19F
10630	167	>INFLC SUPRM CRT	4A19G	4A19G	4A19G	4A19G	4A19G	4A19G	4A19G	4A19G	4A19G	4A19G	4A19G	4A19G
10640	167	>INFLC JUSTC SYS	4A19H	4A19H	4A19H	4A19H	4A19H	4A19H	4A19H	4A19H	4A19H	4A19H	4A19H	4A19H

H05: POLITICS. Voting, political activism

01610	41	VOTE->MAJ IMPCT	1A011D	1A011D	1A011D	1A011D	1A011D	1A011D	1A011D	1A011D	1A011D	1A011D	1A011D	1A011D
06390	103	DO OR PLN VOTE	2A17A	2A17A	2A17A	2A17A	2A17A	2A17A	2A17A	2A17A	2A17A	2A17A	2A17A	2A17A
06400	103	DO OR PLN WRITE	2A17B	2A17B	2A17B	2A17B	2A17B	2A17B	2A17B	2A17B	2A17B	2A17B	2A17B	2A17B
06410	103	DO OR PLN GIVE \$	2A17C	2A17C	2A17C	2A17C	2A17C	2A17C	2A17C	2A17C	2A17C	2A17C	2A17C	2A17C
06420	103	DO OR PLN WK CPG	2A17D	2A17D	2A17D	2A17D	2A17D	2A17D	2A17D	2A17D	2A17D	2A17D	2A17D	2A17D
06430	103	DO OR PLN DEMNST	2A17E	2A17E	2A17E	2A17E	2A17E	2A17E	2A17E	2A17E	2A17E	2A17E	2A17E	2A17E
06440	104	DO OR PLN BOYCOT	2A17F	2A17F	2A17F	2A17F	2A17F	2A17F	2A17F	2A17F	2A17F	2A17F	2A17F	2A17F
09920		R WL VOTE IN '76												
11820	189	PLC WRK GVT AGCY	5A05C	5A05C	5A05C	5A05C	5A05C	5A05C	5A05C	5A05C	5A05C	5A05C	5A05C	5A05C

*item text changed from previous year

[illegible]**H05: POLITICS. Voting, political activism (continued)**

12240	196	CTB TO PLTCL PTY	5A20E	5A20E	5A20E	5A20E	5A20E	5A20E	5A20E	5A20E	5A20E	5A20E	5A20E	5A20E
12250	196	CTB TO CTZN LBBY	5A20F	5A20F	5A20F	5A20F	5A20F	5A20F	5A20F	5A20F	5A20F	5A20F	5A20F	5A20F
16340		EFACTV VOTING			2E04C									

I01: SOCIAL CHANGE. Expectations concerning societal change

01200	35	US NEEDS PLANNG	1A002A	1A002A	1A002A	1A002A	1A002A	1A002A	1A002A	1A002A	1A002A	1A002A	1A002A	1A002A
01230	35	X AHED TOUGHER	1A002D	1A002D	1A002D	1A002D	1A002D	1A002D	1A002D	1A002D	1A002D	1A002D	1A002D	1A002D
09940	156	FUTR CNTRY WORSE	4A02	4A02	4A02	4A02	4A02	4A02	4A02	4A02	4A02	4A02	4A02	4A02
09950	156	FUTR WORLD WORSE	4A03	4A03	4A03	4A03	4A03	4A03	4A03	4A03	4A03	4A03	4A03	4A03
09960	156	FUTR R LIFE WRSE	4A04	4A04	4A04	4A04	4A04	4A04	4A04	4A04	4A04	4A04	4A04	4A04
10940	174	THG TUF,TCHN SLV	4D03C	4D03C	4D03C	4D03C	4D03C	4D03C	4D10C	4D10C	4D10C	4D10C	4D10C	4D10C

I02: SOCIAL CHANGE. Attitudes regarding activism

01610	41	VOTE->MAJ IMPCT	1A011D	1A011D	1A011D	1A011D	1A011D	1A011D	1A011D	1A011D	1A011D	1A011D	1A011D	1A011D
01620	41	CTZN GRP HV EFC	1A011E	1A011E	1A011E	1A011E	1A011E	1A011E	1A011E	1A011E	1A011E	1A011E	1A011E	1A011E
01650	42	LV THNGS TO GOD	1A011H	1A011H	1A011H	1A011H	1A011H	1A011H	1A011H	1A011H	1A011H	1A011H	1A011H	1A011H
06040		APRV PETITIONS	2A04A	2A04A	2A04A	2A04A	2A04A	2A04A	2A04A	2A04A	2A04A	2A04A	2A04A	2A04A
06050		APRV BOYCOTT	2A04B	2A04B	2A04B	2A04B	2A04B	2A04B	2A04B	2A04B	2A04B	2A04B	2A04B	2A04B
06060		APRV LWFL DMSTN	2A04C	2A04C	2A04C	2A04C	2A04C	2A04C	2A04C	2A04C	2A04C	2A04C	2A04C	2A04C
06070		APRV OCCUPY BLDG	2A04D	2A04D	2A04D	2A04D	2A04D	2A04D	2A04D	2A04D	2A04D	2A04D	2A04D	2A04D
06080		APRV WLDCAT STRK	2A04E	2A04E	2A04E	2A04E	2A04E	2A04E	2A04E	2A04E	2A04E	2A04E	2A04E	2A04E
06090		APRV BLK TRAFFIC	2A04F	2A04F	2A04F	2A04F	2A04F	2A04F	2A04F	2A04F	2A04F	2A04F	2A04F	2A04F
06100		APRV DAMAG THNG	2A04G	2A04G	2A04G	2A04G	2A04G	2A04G	2A04G	2A04G	2A04G	2A04G	2A04G	2A04G
06110		APRV PSNL VIOLNC	2A04H	2A04H	2A04H	2A04H	2A04H	2A04H	2A04H	2A04H	2A04H	2A04H	2A04H	2A04H
06390	103	DO OR PLN VOTE	2A17A	2A17A	2A17A	2A17A	2A17A	2A17A	2A17A	2A17A	2A17A	2A17A	2A17A	2A17A
06400	103	DO OR PLN WRITE	2A17B	2A17B	2A17B	2A17B	2A17B	2A17B	2A17B	2A17B	2A17B	2A17B	2A17B	2A17B
06410	103	DO OR PLN GIVE \$	2A17C	2A17C	2A17C	2A17C	2A17C	2A17C	2A17C	2A17C	2A17C	2A17C	2A17C	2A17C
06420	103	DO OR PLN WK CPG	2A17D	2A17D	2A17D	2A17D	2A17D	2A17D	2A17D	2A17D	2A17D	2A17D	2A17D	2A17D
06430	103	DO OR PLN DEMNST	2A17E	2A17E	2A17E	2A17E	2A17E	2A17E	2A17E	2A17E	2A17E	2A17E	2A17E	2A17E
06440	104	DO OR PLN BOYCOT	2A17F	2A17F	2A17F	2A17F	2A17F	2A17F	2A17F	2A17F	2A17F	2A17F	2A17F	2A17F
10920	174	I CNT CHNG WORLD	4D03A	4D03A	4D03A	4D03A	4D03A	4D03A	4D03A	4D03A	4D03A	4D03A	4D03A	4D03A
12250	196	CTB TO CTZN LBBY	5A20F	5A20F	5A20F	5A20F	5A20F	5A20F	5A20F	5A20F	5A20F	5A20F	5A20F	5A20F
16320		EFCTV WRIT OFCLS			2E04A									
16330		EFCTV WRK PL CPN			2E04B									
16340		EFCTV VOTING			2E04C									
16350		EFCTV PETITIONS			2E04D									
16360		EFCTV BOYCOTT			2E04E									
16370		EFCTV LWFL DMSTN			2E04F									
16380		EFCTV OCPLY BLDGS			2E04G									
16390		EFCTV WLDCT STRK			2E04H									
16400		EFCTV BLK TRAFIC			2E04I									
16410		EFCTV DAMAG THNG			2E04J									
16420		EFCTV PSNL VLNC			2E04K									

I03: SOCIAL CHANGE. Reactions to personal and social change

01210	35	ENJOY FAST PACE	1A002B	1A002B	1A002B	1A002B	1A002B	1A002B	1A002B	1A002B	1A002B	1A002B	1A002B
01220	35	THG CHG 2 QUICK	1A002C	1A002C	1A002C	1A002C	1A002C	1A002C	1A002C	1A002C	1A002C	1A002C	1A002C
13950	204	EAGR TO LEAV HOM					5D01W	5D01W	5D01W	5D01W	5D01W	5D01W	5D01W
13960	204	HEST PRt ADLT WL					5D01X	5D01X	5D01X	5D01X	5D01X	5D01X	5D01X

J: SOCIAL PROBLEMS. Interest and concerns

[illegible]

329

[illegible]

K01: MAJOR SOCIAL INSTITUTIONS. Trust (See also C05)

K02: MAJOR SOCIAL INSTITUTIONS. Satisfaction with performance

K03: MAJOR SOCIAL INSTITUTIONS. Preferred influence

L01: MILITARY. Plans for military service

[illegible]

331

[illegible]

K01: MAJOR SOCIAL INSTITUTIONS. Trust (See also C05)

[illegible]

K02: MAJOR SOCIAL INSTITUTIONS. Satisfaction with performance

[illegible]

K03: MAJOR SOCIAL INSTITUTIONS. Preferred influence

[illegible]

L01: MILITARY. Plans for military service

[illegible]

[illegible]

[illegible]

M03: INTERPERSONAL RELATIONSHIPS. Family Members (continued)

M04: INTERPERSONAL RELATIONSHIPS. Friendships (See also Q03)

M05: INTERPERSONAL RELATIONSHIPS. Community at large

M06: INTERPERSONAL RELATIONSHIPS. Children

N02: RACE RELATIONS. Attitudes toward discrimination

[illegible]

Item Refer- ence Number	Page Loc. in this Volume	ITEM DESCRIPTION (ABBREVIATED)	QUESTIONNAIRE LOCATION BY YEAR (FORM, SECTION, AND QUESTION NUMBER)											
			1988	1989	1990	1991	1992	1993	1994	1995	1996	1997	1998	1999

M03: INTERPERSONAL RELATIONSHIPS. Family Members (continued)

11320	181	P'IDEA OF EDUC	4E06J	4E06J	4E06J	4E06J	4E06J	4E06J	4E06J	4E06J	4E06J	4E06J	4E06J	
11330	181	P'IDEA OF SX RLS	4E06K	4E06K	4E06K	4E06K	4E06K	4E06K	4E06K	4E06K	4E06K	4E06K	4E06K	
11340	182	P'IDEA OF ECLOGY	4E06L	4E06L	4E06L	4E06L	4E06L	4E06L	4E06L	4E06L	4E06L	4E06L	4E06L	
11350	182	P'IDEA OF RCL IS	4E06M	4E06M	4E06M	4E06M	4E06M	4E06M	4E06M	4E06M	4E06M	4E06M	4E06M	
11360	182	P'IDEA OF RLGIION	4E06N	4E06N	4E06N	4E06N	4E06N	4E06N	4E06N	4E06N	4E06N	4E06N	4E06N	
11370	182	P'IDEA OF PLTICS	4E06O	4E06O	4E06O	4E06O	4E06O	4E06O	4E06O	4E06O	4E06O	4E06O	4E06O	
13150		FAM+REL GD/CHILD												
13160		FAM+REL GD/PARNT												
13170		FAM+REL GD/GRPNT												
13180		FAM+REL,R LIK/PT												
19530		3MO/DLY ARG PRNT												
21800	212	PRNT SUPRV PARTY	5E06A	5E06A	5E07A	5E07A	5E07A	5E07A	5E07A	5E07A	5E07A	5E07A	5E07A	5E07A
21810	212	PRNT SUPRV DATES	5E06B	5E06B	5E07B	5E07B	5E07B	5E07B	5E07B	5E07B	5E07B	5E07B	5E07B	5E07B
21820	212	PRNT SUPRV DRESS	5E06C	5E06C	5E07C	5E07C	5E07C	5E07C	5E07C	5E07C	5E07C	5E07C	5E07C	5E07C
21830	213	PRNT SUPRV MONEY	5E06D	5E06D	5E07D	5E07D	5E07D	5E07D	5E07D	5E07D	5E07D	5E07D	5E07D	5E07D
21840	213	PRNT SUPRV EVENG	5E06E	5E06E	5E07E	5E07E	5E07E	5E07E	5E07E	5E07E	5E07E	5E07E	5E07E	5E07E
21850	213	PRNT SUPRV HOMWK	5E06F	5E06F	5E07F	5E07F	5E07F	5E07F	5E07F	5E07F	5E07F	5E07F	5E07F	5E07F
21860	213	PRN SUPRV COURSE	5E06G	5E06G	5E07G	5E07G	5E07G	5E07G	5E07G	5E07G	5E07G	5E07G	5E07G	5E07G
21870	213	PRNT SUPRV WORK	5E06H	5E06H	5E07H	5E07H	5E07H	5E07H	5E07H	5E07H	5E07H	5E07H	5E07H	5E07H
21880	214	PRN SUPR TV QNTY	5E06I	5E06I	5E07I	5E07I	5E07I	5E07I	5E07I	5E07I	5E07I	5E07I	5E07I	5E07I
21890	214	PRN SUPR TV QLTY	5E06J	5E06J	5E07J	5E07J	5E07J	5E07J	5E07J	5E07J	5E07J	5E07J	5E07J	5E07J
25180	223	#X PRNT CHK HMWK				6A09A	6A08A	6A08A	6A08A	6A08A	6A08A	6A08A	6A08A	6A08A
25190	223	#X PRNT HLP HMWK				6A09B	6A08B	6A08B	6A08B	6A08B	6A08B	6A08B	6A08B	6A08B
25200	223	#X PRNT GV CHORE				6A09C	6A08C	6A08C	6A08C	6A08C	6A08C	6A08C	6A08C	6A08C
25210	223	#X PRNT LIMIT TV				6A09D	6A08D	6A08D	6A08D	6A08D	6A08D	6A08D	6A08D	6A08D
25220	223	#X PRNT LMT OUT				6A09E	6A08E	6A08E	6A08E	6A08E	6A08E	6A08E	6A08E	6A08E
25810	170	PRT #HR PREF WRK					4D01B	4D01B	4D01B	4D01B	4D01B	4D01B	4D01B	4D01B

M04: INTERPERSONAL RELATIONSHIPS. Friendships (See also Q03)

01320	37	SAT OWN FRIENDS	1A006F	1A006F	1A006F	1A006F	1A006F	1A006F	1A006F	1A006F	1A006F	1A006F	1A006F	1A006F
01450	39	IMP STRG FRDSHP	1A007E	1A007E	1A007E	1A007E	1A007E	1A007E	1A007E	1A007E	1A007E	1A007E	1A007E	1A007E
05920	96	DALY VIST W/FRDS	2A02K	2A02K	2A02K	2A02K	2A02K	2A02K	2A02K	2A02K	2A02K	2A02K	2A02K	2A02K
05920	219	DALY VIST W/FRDS		6A02G	6A02G	6A02G	6A02G	6A02G	6A02G	6A02G*	6A02G	6A02G	6A02G	6A02G
10170	159	JOB IMPC MK FRND	4A08I	4A08I	4A08I	4A08I	4A08I	4A08I	4A08I	4A08I	4A08I	4A08I	4A08I	4A08I

M05: INTERPERSONAL RELATIONSHIPS. Community at large

01480	39	IMP LDR COMUNTY	1A007H	1A007H	1A007H	1A007H	1A007H	1A007H	1A007H	1A007H	1A007H	1A007H	1A007H	1A007H
10290	161	JOB IMPC CNTC PL	4A08U	4A08U	4A08U	4A08U	4A08U	4A08U	4A08U	4A08U	4A08U	4A08U	4A08U	4A08U
13590	148	STS SCH LDS STU	3E06B	3E06B	3E06B	3E06B	3E06B	3E06B	3E06B	3E06B	3E06B	3E06B	3E06B	3E06B
21600	172	JOB-DIF SOC BKGD	4D06D	4D06D	4D06D	4D06D	4D06D	4D06D	4D06D	4D06D	4D06D	4D06D	4D06D	4D06D
21730		IDEA PARENTS GRP												
21740		#FRNDS PRNTS GRP												
21750		OWN PRNTS IN GRP												
21760		GP IMPCT OWN FLG												
21770		GP CHG RELP PRNT												
21780		#FRNDS ANTIDG GP												
21790		EVN IN ANTIDG GP												

M06: INTERPERSONAL RELATIONSHIPS. Children

N01: RACE RELATIONS. Preferred interracial contact

08110	131	DES FRND OTH RC	3A07A	3A07A	3A07A	3A07A	3A07A	3A07A	3A07A	3A07A	3A07A	3A07A	3A07A	3A07A
08120	131	DES SUPRV DIF RC	3A07B	3A07B	3A07B	3A07B	3A07B	3A07B	3A07B	3A07B	3A07B	3A07B	3A07B	3A07B
08130	131	DES FAM NX DF RC	3A07C	3A07C	3A07C	3A07C	3A07C	3A07C	3A07C	3A07C	3A07C	3A07C	3A07C	3A07C
08140	131	DES CHL FD SM RC	3A07D	3A07D	3A07D	3A07D	3A07D	3A07D	3A07D	3A07D	3A07D	3A07D	3A07D	3A07D
08150	132	DES CHL FD OT RC	3A07E	3A07E	3A07E	3A07E	3A07E	3A07E	3A07E	3A07E	3A07E	3A07E	3A07E	3A07E
08160	132	DES AL WKS SM RC	3A08A	3A08A	3A08A	3A08A	3A08A	3A08A	3A08A	3A08A	3A08A	3A08A	3A08A	3A08A
08170	132	DES SO WKS DF RC	3A08B	3A08B	3A08B	3A08B	3A08B	3A08B	3A08B	3A08B	3A08B	3A08B	3A08B	3A08B
08180	132	DES MS WKS DF RC	3A08C	3A08C	3A08C	3A08C	3A08C	3A08C	3A08C	3A08C	3A08C	3A08C	3A08C	3A08C
08190	132	DES AL NGB SM RC	3A09A	3A09A	3A09A	3A09A	3A09A	3A09A	3A09A	3A09A	3A09A	3A09A	3A09A	3A09A
08200	132	DES SO NGB OT RC	3A09B	3A09B	3A09B	3A09B	3A09B	3A09B	3A09B	3A09B	3A09B	3A09B	3A09B	3A09B
08210	132	DES MS NGB OT RC	3A09C	3A09C	3A09C	3A09C	3A09C	3A09C	3A09C	3A09C	3A09C	3A09C	3A09C	3A09C
08220	133	DES AL CHL SM RC	3A10A	3A10A	3A10A	3A10A	3A10A	3A10A	3A10A	3A10A	3A10A	3A10A	3A10A	3A10A
08230	133	DES SM CHL OT RC	3A10B	3A10B	3A10B	3A10B	3A10B	3A10B	3A10B	3A10B	3A10B	3A10B	3A10B	3A10B
08240	133	DES MS CHL OT RC	3A10C	3A10C	3A10C	3A10C	3A10C	3A10C	3A10C	3A10C	3A10C	3A10C	3A10C	3A10C

N02: RACE RELATIONS. Attitudes toward discrimination

01520	40	IMP CRRCT INEQUL	1A007L	1A007L	1A007L	1A007L	1A007L	1A007L	1A007L	1A007L	1A007L	1A007L	1A007L	1A007L
10380	163	JOB OBSTC RACE	4A13C	4A13C	4A13C	4A13C	4A13C	4A13C	4A13C	4A13C	4A13C	4A13C	4A13C	4A13C
11190	179	MLTRY DSCRM BLKS	4E04	4E04	4E04	4E04	4E04	4E04	4E04	4E04	4E04	4E04	4E04	4E04
11350	182	P'IDEA OF RCL IS	4E06M	4E06M	4E06M	4E06M	4E06M	4E06M	4E06M	4E06M	4E06M	4E06M	4E06M	4E06M
11710	187	WR/NT RACE RELTN	5A03F	5A03F	5A03F	5A03F	5A03F	5A03F	5A03F	5A03F	5A03F	5A03F	5A03F	5A03F
11950	191	B/W RLTNB WRSE	5A08	5A08	5A08	5A08	5A08	5A08	5A08	5A08	5A08	5A08	5A08	5A08
12100	193	MNRTY NT MY BSNS	5A18D	5A18D	5A18D	5A18D	5A18D	5A18D	5A18D	5A18D	5A18D	5A18D	5A18D	5A18D

*=item text changed from previous year

[illegible]

Item Refer- ence Number	Page Loc. in this Volume	ITEM DESCRIPTION (ABBREVIATED)	QUESTIONNAIRE LOCATION BY YEAR (FORM, SECTION, AND QUESTION NUMBER)											
			1988	1989	1990	1991	1992	1993	1994	1995	1996	1997	1998	1999

N02: RACE RELATIONS. Attitudes toward discrimination (continued)

12220	195	CTB TO MNRTY GRP	5A20C	5A20C	5A20C	5A20C	5A20C	5A20C	5A20C	5A20C	5A20C	5A20C	5A20C	5A20C
-------	-----	------------------	-------	-------	-------	-------	-------	-------	-------	-------	-------	-------	-------	-------

N03: RACE RELATIONS. Actual interracial contacts

08250	133	FRNDS AL OT RC	3A11	3A11	3A11	3A11	3A11	3A11	3A11	3A11	3A11	3A11	3A11	3A11
08260	133	NGBHD AL OT RC	3A12	3A12	3A12	3A12	3A12	3A12	3A12	3A12	3A12	3A12	3A12	3A12
08270	133	ELEMSCH AL OT RC	3A13	3A13	3A13	3A13	3A13	3A13	3A13	3A13	3A13	3A13	3A13	3A13
08280	133	HISCH AL OT RC	3A14	3A14	3A14	3A14	3A14	3A14	3A14	3A14	3A14	3A14	3A14	3A14
08290	134	WRKRS AL OT RC	3A15	3A15	3A15	3A15	3A15	3A15	3A15	3A15	3A15	3A15	3A15	3A15
08300	134	DO LOT THG OT RC	3A16	3A16	3A16	3A16	3A16	3A16	3A16	3A16	3A16	3A16	3A16	3A16
08310	134	VRY GD EXP OT RC	3A17	3A17	3A17	3A17	3A17	3A17	3A17	3A17	3A17	3A17	3A17	3A17
11890	190	RCL CNTCT SCHOOL	5A07A	5A07A	5A07A	5A07A	5A07A	5A07A	5A07A	5A07A	5A07A	5A07A	5A07A	5A07A
11900	190	RCL CNTCT NGHBD	5A07B	5A07B	5A07B	5A07B	5A07B	5A07B	5A07B	5A07B	5A07B	5A07B	5A07B	5A07B
11910	190	RCL CNTCT CHURCH	5A07C	5A07C	5A07C	5A07C	5A07C	5A07C	5A07C	5A07C	5A07C	5A07C	5A07C	5A07C
11920	190	RCL CNTCT SPORTS	5A07D	5A07D	5A07D	5A07D	5A07D	5A07D	5A07D	5A07D	5A07D	5A07D	5A07D	5A07D
11930	190	RCL CNTCT CLUBS	5A07E	5A07E	5A07E	5A07E	5A07E	5A07E	5A07E	5A07E	5A07E	5A07E	5A07E	5A07E
11940	190	RCL CNTCT JOB	5A07F	5A07F	5A07F	5A07F	5A07F	5A07F	5A07F	5A07F	5A07F	5A07F	5A07F	5A07F

O01: CONCERN FOR OTHERS. Attitudes regarding social service, charitable activism

01470	39	IMP CNTRBTN SOC	1A007G	1A007G	1A007G	1A007G	1A007G	1A007G	1A007G	1A007G	1A007G	1A007G	1A007G	1A007G
01520	40	IMP CRRCT INEQL	1A007L	1A007L	1A007L	1A007L	1A007L	1A007L	1A007L	1A007L	1A007L	1A007L	1A007L	1A007L
10130	159	JOB IMPC HLP OTH	4A08E	4A08E	4A08E	4A08E	4A08E	4A08E	4A08E	4A08E	4A08E	4A08E	4A08E	4A08E
10190	160	JOB IMPC WRTHWLE	4A08K	4A08K	4A08K	4A08K	4A08K	4A08K	4A08K	4A08K	4A08K	4A08K	4A08K	4A08K
11860	189	PLC WRK SOC SVCS	5A05G	5A05G	5A05G	5A05G	5A05G	5A05G	5A05G	5A05G	5A05G	5A05G	5A05G	5A05G

O02: CONCERN FOR OTHERS. Involvement in community, altruistic activities

05860	95	DALY CMNTY AFFRS	2A02E	2A02E	2A02E	2A02E	2A02E	2A02E	2A02E	2A02E	2A02E	2A02E	2A02E	2A02E
05860	218	DALY CMNTY AFFRS	6A02E	6A02E	6A02E	6A02E	6A02E	6A02E	6A02E*	6A02E	6A02E	6A02E	6A02E	6A02E
12200	195	CTB TO UNTD FUND	5A20A	5A20A	5A20A	5A20A	5A20A	5A20A	5A20A	5A20A	5A20A	5A20A	5A20A	5A20A
12210	195	CTB TO INTL RELF	5A20B	5A20B	5A20B	5A20B	5A20B	5A20B	5A20B	5A20B	5A20B	5A20B	5A20B	5A20B
12220	195	CTB TO MNRTY GRP	5A20C	5A20C	5A20C	5A20C	5A20C	5A20C	5A20C	5A20C	5A20C	5A20C	5A20C	5A20C
12230	196	CTB TO RELGS ORG	5A20D	5A20D	5A20D	5A20D	5A20D	5A20D	5A20D	5A20D	5A20D	5A20D	5A20D	5A20D
12240	196	CTB TO PLTCL PTY	5A20E	5A20E	5A20E	5A20E	5A20E	5A20E	5A20E	5A20E	5A20E	5A20E	5A20E	5A20E
12250	196	CTB TO CTZN LBBY	5A20F	5A20F	5A20F	5A20F	5A20F	5A20F	5A20F	5A20F	5A20F	5A20F	5A20F	5A20F
12260	196	CTB TO VS DISEAS	5A20G	5A20G	5A20G	5A20G	5A20G	5A20G	5A20G	5A20G	5A20G	5A20G	5A20G	5A20G
12270	196	CTB TO POP PRBMS	5A20H	5A20H	5A20H	5A20H	5A20H	5A20H	5A20H	5A20H	5A20H	5A20H	5A20H	5A20H
12280	196	CTB TO ENVIR PBM	5A20I	5A20I	5A20I	5A20I	5A20I	5A20I	5A20I	5A20I	5A20I	5A20I	5A20I	5A20I

O03: CONCERN FOR OTHERS. Concern with the problems of others

05990	97	US 2 MUCH PROFIT	2A03A	2A03A	2A03A	2A03A	2A03A	2A03A	2A03A	2A03A	2A03A	2A03A	2A03A	2A03A
08040	130	EAT DIF->FD STRV	3A04E	3A04E	3A04E	3A04E	3A04E	3A04E	3A04E	3A04E	3A04E	3A04E	3A04E	3A04E
09840		GVNG FOOD O CNTY												
12070	192	WRRY ABT OW CTRY	5A18A	5A18A	5A18A	5A18A	5A18A	5A18A	5A18A	5A18A	5A18A	5A18A	5A18A	5A18A
12080	193	BTTR IF CTZ WRLD	5A18B	5A18B	5A18B	5A18B	5A18B	5A18B	5A18B	5A18B	5A18B	5A18B	5A18B	5A18B
12090	193	-SYMP TWD STARVG	5A18C	5A18C	5A18C	5A18C	5A18C	5A18C	5A18C	5A18C	5A18C	5A18C	5A18C	5A18C
12100	193	MNRTY NT MY BSNS	5A18D	5A18D	5A18D	5A18D	5A18D	5A18D	5A18D	5A18D	5A18D	5A18D	5A18D	5A18D
12110	193	UPST PL TR -FAIR	5A18E	5A18E	5A18E	5A18E	5A18E	5A18E	5A18E	5A18E	5A18E	5A18E	5A18E	5A18E
12120	193	HELP POOR W MY \$	5A18F	5A18F	5A18F	5A18F	5A18F	5A18F	5A18F	5A18F	5A18F	5A18F	5A18F	5A18F
12130	193	-MY PRB OT ND HPY	5A18G	5A18G	5A18G	5A18G	5A18G	5A18G	5A18G	5A18G	5A18G	5A18G	5A18G	5A18G
12140	194	RB CHNG ETG HBT	5A18H	5A18H	5A18H	5A18H	5A18H	5A18H	5A18H	5A18H	5A18H	5A18H	5A18H	5A18H
16430		SAT EVB CAR POOL												
16440		SAT EAT<BEEF>GRN												
19470		EAT<FD,>OWN CITY												
19480		EAT<FD,>NRBY STT												
19490		EAT<FD,>DIF REGN												
19500		EAT<FD,>ASIAN CN												

P01: HAPPINESS. Happiness; satisfaction with life and self

01190	35	VRY HPY THS DAY	1A001	1A001	1A001	1A001	1A001	1A001	1A001	1A001	1A001	1A001	1A001	1A001
01190	95	VRY HPY THS DAYS	2A01	2A01	2A01	2A01	2A01	2A01	2A01	2A01	2A01	2A01	2A01	2A01
01190	128	VRY HPY THS DAYS	3A01	3A01	3A01	3A01	3A01	3A01	3A01	3A01	3A01	3A01	3A01	3A01
01190	156	VRY HPY THS DAYS	4A01	4A01	4A01	4A01	4A01	4A01	4A01	4A01	4A01	4A01	4A01	4A01
01190	187	VRY HPY THS DAYS	5A01	5A01	5A01	5A01	5A01	5A01	5A01	5A01	5A01	5A01	5A01	5A01
01340	37	SAT YOURSELF	1A006H	1A006H	1A006H	1A006H	1A006H	1A006H	1A006H	1A006H	1A006H	1A006H	1A006H	1A006H
01380	38	SAT LIFE AS WHL	1A006L	1A006L	1A006L	1A006L	1A006L	1A006L	1A006L	1A006L	1A006L	1A006L	1A006L	1A006L
06840	111	CMP SATFD W/LIFE	2D01	2D01	2D01	2D01	2D01	2D01	2D01	2D01	2D01	2D01	2D01	2D01
06840	143	CMP SATFD W/LIFE	3D01	3D01	3D01	3D01	3D01	3D01	3D01	3D01	3D01	3D01	3D01	3D01
06840		CMP SATFD W/LIFE	4D01	4D01	4D01									
06840	197	CMP SATFD W/LIFE	5A21	5A21	5A21	5A21	5A21	5A21	5A21	5A21	5A21	5A21	5A21	5A21
06840	218	CMP SATFD W/LIFE	6A01	6A01	6A01	6A01	6A01	6A01	6A01	6A01	6A01	6A01	6A01	6A01
12620	113	SATISFD W MYSELF	2D05J	2D05J	2D04J	2D04J	2D06J	2D06J	2D06J	2D06J	2D06J	2D06J	2D06J	2D06J
12620	202	SATISFD W MYSELF	5D01H	5D01H	5D01H	5D01H	5D01H	5D01H	5D01H	5D01H	5D01H	5D01H	5D01H	5D01H
12620	238	SATISFD W MYSELF	6D01M	6D01M	6D01M	6D01M	6D01M	6D01M	6D01M	6D01M	6D01M	6D01M	6D01M	6D01M
23700	237	LIFE MEANINGLESS		6D01B	6D01B	6D01B	6D01B	6D01B	6D01B	6D01B	6D01B	6D01B	6D01B	6D01B
23710	237	I ENJOY LIFE		6D01F	6D01F	6D01F	6D01F	6D01F	6D01F	6D01F	6D01F	6D01F	6D01F	6D01F

*=item text changed from previous year

[illegible]

P01: HAPPINESS. Happiness; satisfaction with life and self (continued)

[illegible]

P02: HAPPINESS. Satisfaction with specific life domains

[illegible]

Q01: OTHER PERSONALITY VARIABLES. Attitudes about self, self-esteem

01190	35	VRY HPY THS DAY	1A001	1A001	1A001	1A001	1A001	1A001	1A001	1A001	1A001	1A001	1A001	1A001
01190	95	VRY HPY THS DAYS	2A01	2A01	2A01	2A01	2A01	2A01	2A01	2A01	2A01	2A01	2A01	2A01
01190	128	VRY HPY THS DAYS	3A01	3A01	3A01	3A01	3A01	3A01	3A01	3A01	3A01	3A01	3A01	3A01
01190	156	VRY HPY THS DAYS	4A01	4A01	4A01	4A01	4A01	4A01	4A01	4A01	4A01	4A01	4A01	4A01
01190	187	VRY HPY THS DAYS	5A01	5A01	5A01	5A01	5A01	5A01	5A01	5A01	5A01	5A01	5A01	5A01
01340	37	SAT YOURSELF	1A006H	1A006H	1A006H	1A006H	1A006H	1A006H	1A006H	1A006H	1A006H	1A006H	1A006H	1A006H
01400	38	SAT AMT OF FUN	1A006N	1A006N	1A006N	1A006N	1A006N	1A006N	1A006N	1A006N	1A006N	1A006N	1A006N	1A006N
06840	111	CMP SATFD W/LIFE	2D01	2D01	2D01	2D01	2D01	2D01	2D01	2D01	2D01	2D01	2D01	2D01
06840	143	CMP SATFD W/LIFE	3D01	3D01	3D01	3D01	3D01	3D01	3D01	3D01	3D01	3D01	3D01	3D01
06840		CMP SATFD W/LIFE	4D01	4D01	4D01	4D01	4D01	4D01	4D01	4D01	4D01	4D01	4D01	4D01
06840	197	CMP SATFD W/LIFE	5A21	5A21	5A21	5A21	5A21	5A21	5A21	5A21	5A21	5A21	5A21	5A21
06840	218	CMP SATFD W/LIFE												
06850	111	HOW GD AS SPOUSE	2D02A	2D02A	2D02A	2D02A	2D02A	2D02A	2D02A	2D02A	2D02A	2D02A	2D02A	2D02A
06860	111	HOW GD AS PARENT	2D02B	2D02B	2D02B	2D02B	2D02B	2D02B	2D02B	2D02B	2D02B	2D02B	2D02B	2D02B
06870	111	HOW GD AS WORKER	2D02C	2D02C	2D02C	2D02C	2D02C	2D02C	2D02C	2D02C	2D02C	2D02C	2D02C	2D02C
12550	112	POS ATT TWD SELF	5D01A	5D01A	5D01A	5D01A	5D01A	5D01A	5D01A	5D01A	5D01A	2D05G	2D05G	2D05G
12550	201	POS ATT TWD SELF	5D01A	5D01A	5D01A	5D01A	5D01A	5D01A	5D01A	5D01A	5D01A	5D01A	5D01A	5D01A
12550	237	POS ATT TWD SELF												
12570	112	AM PRSN OF WORTH	5D01C	5D01C	5D01C	5D01C	5D01C	5D01C	5D01C	5D01C	5D01C	2D05H	2D05H	2D05H
12570	201	AM PRSN OF WORTH										5D01C	5D01C	5D01C
12570	237	AM PRSN OF WORTH												
12580	113	DO WELL AS OTHRS	5D01D	5D01D	5D01D	5D01D	5D01D	5D01D	5D01D	5D01D	5D01D	2D05I	2D05I	2D05I
12580	201	DO WELL AS OTHRS	5D01D	5D01D	5D01D	5D01D	5D01D	5D01D	5D01D	5D01D	5D01D	5D01D	5D01D	5D01D
12580	238	DO WELL AS OTHRS												
12620	113	SATISFD W MYSELF										2D05J	2D05J	2D05J
12620	202	SATISFD W MYSELF	5D01H	5D01H	5D01H	5D01H	5D01H	5D01H	5D01H	5D01H	5D01H	5D01H	5D01H	5D01H
12620	238	SATISFD W MYSELF												
12660	113	-MUCH TO B PROUD										2D05K	2D05K	2D05K
12660	202	-MUCH TO B PROUD		5D01L	5D01L	5D01L	5D01L	5D01L	5D01L	5D01L	5D01L	5D01L	5D01L	5D01L
12660	237	-MUCH TO B PROUD												
12680	113	I AM NO GOOD										2D05L	2D05L	2D05L
12680	203	I AM NO GOOD		5D01N	5D01N	5D01N	5D01N	5D01N	5D01N	5D01N	5D01N	5D01N	5D01N	5D01N
12680	238	I AM NO GOOD												
12720	113	I DO WRONG THING		5D01R	5D01R	5D01R	5D01R	5D01R	5D01R	5D01R	5D01R	2D05M	2D05M	2D05M
12720	203	I DO WRONG THING		5D01R	5D01R	5D01R	5D01R	5D01R	5D01R	5D01R	5D01R	5D01R	5D01R	5D01R
12720	238	I DO WRONG THING												
12750	113	MY LIFE NT USEFL		5D01U	5D01U	5D01U	5D01U	5D01U	5D01U	5D01U	5D01U	2D05N	2D05N	2D05N
12750	204	MY LIFE NT USEFL		5D01U	5D01U	5D01U	5D01U	5D01U	5D01U	5D01U	5D01U	5D01U	5D01U	5D01U
12750	239	MY LIFE NT USEFL												
13950	204	EAGR TO LEAV HOM					5D01W	5D01W	5D01W	5D01W	5D01W	5D01W	5D01W	5D01W
13960	204	HEST PRT ADLT WL					5D01X	5D01X	5D01X	5D01X	5D01X	5D01X	5D01X	5D01X
23700	237	LIFE MEANINGLESS												
23710	237	I ENJOY LIFE												
23720	238	FUTURE HOPELESS												
23730	239	GOOD TO BE ALIVE												

Q02: OTHER PERSONALITY VARIABLES. Locus of control

[illegible]

Item Reference Number	Page Loc. in this Volume	ITEM DESCRIPTION (ABBREVIATED)	QUESTIONNAIRE LOCATION BY YEAR (FORM, SECTION, AND QUESTION NUMBER)											
			1988	1989	1990	1991	1992	1993	1994	1995	1996	1997	1998	1999

P01: HAPPINESS. Happiness; satisfaction with life and self (continued)

23720	238	FUTURE HOPELESS		6D01J	6D01J	6D01J	6D01J	6D01J	6D01J	6D01J	6D01J	6D08J	6D08J	6D10J
23730	239	GOOD TO BE ALIVE		6D01O	6D01O	6D01O	6D01O	6D01O	6D01O	6D01O	6D01O	6D08O	6D08O	6D10O

P02: HAPPINESS. Satisfaction with specific life domains

01270	36	SAT PRESENT JOB	1A006A	1A006A	1A006A	1A006A	1A006A	1A006A	1A006A	1A006A	1A006A	1A006A	1A006A	1A006A
01280	36	SAT NEIGHBORHOD	1A006B	1A006B	1A006B	1A006B	1A006B	1A006B	1A006B	1A006B	1A006B	1A006B	1A006B	1A006B
01290	36	SAT PRSNL SAFTY	1A006C	1A006C	1A006C	1A006C	1A006C	1A006C	1A006C	1A006C	1A006C	1A006C	1A006C	1A006C
01300	37	SAT OWN PROP SF	1A006D	1A006D	1A006D	1A006D	1A006D	1A006D	1A006D	1A006D	1A006D	1A006D	1A006D	1A006D
01310	37	SAT EDUC EXPRNC	1A006E	1A006E	1A006E	1A006E	1A006E	1A006E	1A006E	1A006E	1A006E	1A006E	1A006E	1A006E
01320	37	SAT OWN FRIENDS	1A006F	1A006F	1A006F	1A006F	1A006F	1A006F	1A006F	1A006F	1A006F	1A006F	1A006F	1A006F
01330	37	SAT GT ALNG PRN	1A006G	1A006G	1A006G	1A006G	1A006G	1A006G	1A006G	1A006G	1A006G	1A006G	1A006G	1A006G
01350	37	SAT STD OF LVG	1A006I	1A006I	1A006I	1A006I	1A006I	1A006I	1A006I	1A006I	1A006I	1A006I	1A006I	1A006I
01360	38	SAT TIME FR THG	1A006J	1A006J	1A006J	1A006J	1A006J	1A006J	1A006J	1A006J	1A006J	1A006J	1A006J	1A006J
01370	38	SAT SPD LEISR	1A006K	1A006K	1A006K	1A006K	1A006K	1A006K	1A006K	1A006K	1A006K	1A006K	1A006K	1A006K
01400	38	SAT AMT OF FUN	1A006N	1A006N	1A006N	1A006N	1A006N	1A006N	1A006N	1A006N	1A006N	1A006N	1A006N	1A006N
10350	163	R THNK WK BE SAT	4A12	4A12	4A12	4A12	4A12	4A12	4A12	4A12	4A12	4A12	4A12	4A12
10910	171	CMP SATFD W/JOB	4D02	4D02	4D02	4D02B*	4D02C	4D02C	4D02C	4D02C	4D02C	4D02C	4D02C	4D02C

Q01: OTHER PERSONALITY VARIABLES. Attitudes about self, self-esteem

01190	35	VRY HPY THS DAY	1A001	1A001	1A001	1A001	1A001	1A001	1A001	1A001	1A001	1A001	1A001	1A001
01190	95	VRY HPY THS DAYS	2A01	2A01	2A01	2A01	2A01	2A01	2A01	2A01	2A01	2A01	2A01	2A01
01190	128	VRY HPY THS DAYS	3A01	3A01	3A01	3A01	3A01	3A01	3A01	3A01	3A01	3A01	3A01	3A01
01190	156	VRY HPY THS DAYS	4A01	4A01	4A01	4A01	4A01	4A01	4A01	4A01	4A01	4A01	4A01	4A01
01190	187	VRY HPY THS DAYS	5A01	5A01	5A01	5A01	5A01	5A01	5A01	5A01	5A01	5A01	5A01	5A01
01340	37	SAT YOURSELF	1A006H	1A006H	1A006H	1A006H	1A006H	1A006H	1A006H	1A006H	1A006H	1A006H	1A006H	1A006H
01400	38	SAT AMT OF FUN	1A006N	1A006N	1A006N	1A006N	1A006N	1A006N	1A006N	1A006N	1A006N	1A006N	1A006N	1A006N
06840	111	CMP SATFD W/LIFE	2D01	2D01	2D01	2D01	2D04	2D04	2D04	2D04	2D04	2D04	2D04	2D04
06840	143	CMP SATFD W/LIFE	3D01	3D01	3D01	3D01	3D01	3D01	3D01	3D01	3D01	3D01	3D01	3D01
06840		CMP SATFD W/LIFE	4D01	4D01	4D01	4D01								
06840	197	CMP SATFD W/LIFE	5A21	5A21	5A21	5A21	5A21	5A21	5A21	5A21	5A21	5A21	5A21	5A21
06840	218	CMP SATFD W/LIFE		6A01	6A01	6A01	6A01	6A01	6A01	6A01	6A01	6A01	6A01	6A01
06850	111	HOW GD AS SPOUSE	2D02A	2D02A	2D02A	2D02A	2D05A	2D05A	2D05A	2D05A	2D05A	2D05A	2D05A	2D05A
06860	111	HOW GD AS PARENT	2D02B	2D02B	2D02B	2D02B	2D05B	2D05B	2D05B	2D05B	2D05B	2D05B	2D05B	2D05B
06870	111	HOW GD AS WORKER	2D02C	2D02C	2D02C	2D02C	2D05C	2D05C	2D05C	2D05C	2D05C	2D05C	2D05C	2D05C
12550	112	POS ATT TWD SELF	2D05G	2D05G	2D04G	2D04G	2D06G	2D06G	2D06G	2D06G	2D06G	2D06G	2D06G	2D06G
12550	201	POS ATT TWD SELF	5D01A	5D01A	5D01A	5D01A	5D01A	5D01A	5D01A	5D01A	5D01A	5D01A	5D01A	5D01A
12550	237	POS ATT TWD SELF	6D01A	6D01A	6D01A	6D01A	6D01A	6D01A	6D01A	6D01A	6D01A	6D01A	6D01A	6D01A
12570	112	AM PRSN OF WORTH	2D05H	2D05H	2D04H	2D04H	2D06H	2D06H	2D06H	2D06H	2D06H	2D06H	2D06H	2D06H
12570	201	AM PRSN OF WORTH	5D01C	5D01C	5D01C	5D01C	5D01C	5D01C	5D01C	5D01C	5D01C	5D01C	5D01C	5D01C
12570	237	AM PRSN OF WORTH	6D01E	6D01E	6D01E	6D01E	6D01E	6D01E	6D01E	6D01E	6D01E	6D01E	6D01E	6D01E
12580	113	DO WELL AS OTHRS	2D05I	2D05I	2D04I	2D04I	2D06I	2D06I	2D06I	2D06I	2D06I	2D06I	2D06I	2D06I
12580	201	DO WELL AS OTHRS	5D01D	5D01D	5D01D	5D01D	5D01D	5D01D	5D01D	5D01D	5D01D	5D01D	5D01D	5D01D
12580	238	DO WELL AS OTHRS	6D01I	6D01I	6D01I	6D01I	6D01I	6D01I	6D01I	6D01I	6D01I	6D01I	6D01I	6D01I
12620	113	SATISFD W MYSELF	2D05J	2D05J	2D04J	2D04J	2D06J	2D06J	2D06J	2D06J	2D06J	2D06J	2D06J	2D06J
12620	202	SATISFD W MYSELF	5D01H	5D01H	5D01H	5D01H	5D01H	5D01H	5D01H	5D01H	5D01H	5D01H	5D01H	5D01H
12620	238	SATISFD W MYSELF	6D01M	6D01M	6D01M	6D01M	6D01M	6D01M	6D01M	6D01M	6D01M	6D01M	6D01M	6D01M
12660	113	-MUCH TO B PROUD	2D05K	2D05K	2D04K	2D04K	2D06K	2D06K	2D06K	2D06K	2D06K	2D06K	2D06K	2D06K
12660	202	-MUCH TO B PROUD	5D01L	5D01L	5D01L	5D01L	5D01L	5D01L	5D01L	5D01L	5D01L	5D01L	5D01L	5D01L
12660	237	-MUCH TO B PROUD	6D01D	6D01D	6D01D	6D01D	6D01D	6D01D	6D01D	6D01D	6D01D	6D01D	6D01D	6D01D
12680	113	I AM NO GOOD	2D05L	2D05L	2D04L	2D04L	2D06L	2D06L	2D06L	2D06L	2D06L	2D06L	2D06L	2D06L
12680	203	I AM NO GOOD	5D01N	5D01N	5D01N	5D01N	5D01N	5D01N	5D01N	5D01N	5D01N	5D01N	5D01N	5D01N
12680	238	I AM NO GOOD	6D01H	6D01H	6D01H	6D01H	6D01H	6D01H	6D01H	6D01H	6D01H	6D01H	6D01H	6D01H
12720	113	I DO WRONG THING	2D05M	2D05M	2D04M	2D04M	2D06M	2D06M	2D06M	2D06M	2D06M	2D06M	2D06M	2D06M
12720	203	I DO WRONG THING	5D01R	5D01R	5D01R	5D01R	5D01R	5D01R	5D01R	5D01R	5D01R	5D01R	5D01R	5D01R
12720	238	I DO WRONG THING	6D01L	6D01L	6D01L	6D01L	6D01L	6D01L	6D01L	6D01L	6D01L	6D01L	6D01L	6D01L
12750	113	MY LIFE NT USEFL	2D05N	2D05N	2D04N	2D04N	2D06N	2D06N	2D06N	2D06N	2D06N	2D06N	2D06N	2D06N
12750	204	MY LIFE NT USEFL	5D01U	5D01U	5D01U	5D01U	5D01U	5D01U	5D01U	5D01U	5D01U	5D01U	5D01U	5D01U
12750	239	MY LIFE NT USEFL	6D01N	6D01N	6D01N	6D01N	6D01N	6D01N	6D01N	6D01N	6D01N	6D01N	6D01N	6D01N
13950	204	EAGR TO LEAV HOM	5D01W	5D01W	5D01W	5D01W	5D01W	5D01W	5D01W	5D01W	5D01W	5D01W	5D01W	5D01W
13960	204	HEST PRT ADLT WL	5D01X	5D01X	5D01X	5D01X	5D01X	5D01X	5D01X	5D01X	5D01X	5D01X	5D01X	5D01X
23700	237	LIFE MEANINGLESS	6D01B	6D01B	6D01B	6D01B	6D01B	6D01B	6D01B	6D01B	6D01B	6D01B	6D01B	6D01B
23710	237	I ENJOY LIFE	6D01F	6D01F	6D01F	6D01F	6D01F	6D01F	6D01F	6D01F	6D01F	6D01F	6D01F	6D01F
23720	238	FUTURE HOPELESS	6D01J	6D01J	6D01J	6D01J	6D01J	6D01J	6D01J	6D01J	6D01J	6D01J	6D01J	6D01J
23730	239	GOOD TO BE ALIVE	6D01O	6D01O	6D01O	6D01O	6D01O	6D01O	6D01O	6D01O	6D01O	6D01O	6D01O	6D01O

Q02: OTHER PERSONALITY VARIABLES. Locus of control

01210	35	ENJOY FAST PACE	1A002B	1A002B	1A002B	1A002B	1A002B	1A002B	1A002B	1A002B	1A002B	1A002B	1A002B	1A002B
01220	35	THG CHG 2 QUICK	1A002C	1A002C	1A002C	1A002C	1A002C	1A002C	1A002C	1A002C	1A002C	1A002C	1A002C	1A002C
12560	201	LUCK-IMP HRD WRK	5D01B	5D01B	5D01B	5D01B	5D01B	5D01B	5D01B	5D01B	5D01B	5D01B	5D01B	5D01B
12590	201	TRY GT AHD,STOPE	5D01E	5D01E	5D01E	5D01E	5D01E	5D01E	5D01E	5D01E	5D01E	5D01E	5D01E	5D01E
12600	202	PLNNG MKS UNHPPY	5D01F	5D01F	5D01F	5D01F	5D01F	5D01F	5D01F	5D01F	5D01F	5D01F	5D01F	5D01F
12610	202	ACPT LIFE->HAPPR	5D01G	5D01G	5D01G	5D01G	5D01G	5D01G	5D01G	5D01G	5D01G	5D01G	5D01G	5D01G
12630	202	PPL LK ME -CHANC	5D01I	5D01I	5D01I	5D01I	5D01I	5D01I	5D01I	5D01I	5D01I	5D01I	5D01I	5D01I
12640	202	MY PLANS DO WORK	5D01J	5D01J	5D01J	5D01J	5D01J	5D01J	5D01J	5D01J	5D01J	5D01J	5D01J	5D01J
12700	203	PPL MASTER FATE	5D01P	5D01P	5D01P	5D01P	5D01P	5D01P	5D01P	5D01P	5D01P	5D01P	5D01P	5D01P
12740	204	PLANS->BTR RSLTS	5D01T	5D01T	5D01T	5D01T	5D01T	5D01T	5D01T	5D01T	5D01T	5D01T	5D01T	5D01T

*=item text changed from previous year

MONITORING THE FUTURE

Item Refer- ence Number	Page Loc. in this Volume	ITEM DESCRIPTION (ABBREVIATED)	QUESTIONNAIRE LOCATION BY YEAR (FORM, SECTION, AND QUESTION NUMBER)											
			1976	1977	1978	1979	1980	1981	1982	1983	1984	1985	1986	1987

Q03: OTHER PERSONALITY VARIABLES. Loneliness

12650	202	OFTN FEEL LONELY		5D01K	5D01K	5D01K	5D01K	5D01K	5D01K	5D01K	5D01K	5D01K	5D01K	5D01K
12670	203	ALWYS SM1 HELP R		5D01M	5D01M	5D01M	5D01M	5D01M	5D01M	5D01M	5D01M	5D01M	5D01M	5D01M
12690	203	OFTN FL LEFT OUT		5D01O	5D01O	5D01O	5D01O	5D01O	5D01O	5D01O	5D01O	5D01O	5D01O	5D01O
12710	203	USLY SM1 TALK TO		5D01Q	5D01Q	5D01Q	5D01Q	5D01Q	5D01Q	5D01Q	5D01Q	5D01Q	5D01Q	5D01Q
12730	203	OFT WSH MOR FRND		5D01S	5D01S	5D01S	5D01S	5D01S	5D01S	5D01S	5D01S	5D01S	5D01S	5D01S
12760	204	USLY FRDS BE WTH		5D01V	5D01V	5D01V	5D01V	5D01V	5D01V	5D01V	5D01V	5D01V	5D01V	5D01V

Q04: OTHER PERSONALITY VARIABLES. Risk taking

07050	112	KICK DO DANGR TH	2D05E	2D05E	2D05E	2D05E	2D05E	2D05E	2D05E	2D05E	2D05E	2D05E	2D05E	2D05E
07050	238	KICK DO DANGR TH												
07060	112	LIKE RISK SOME X	2D05F	2D05F	2D05F	2D05F	2D05F	2D05F	2D05F	2D05F	2D05F	2D05F	2D05F	2D05F
07060	238	LIKE RISK SOME X												

Q05: OTHER PERSONALITY VARIABLES. Trust in others

01550	40	PPL CAN B TRSTD	1A008	1A008	1A008	1A008	1A008	1A008	1A008	1A008	1A008	1A008	1A008	1A008
01560	40	PPL TRY B HLPFL	1A009	1A009	1A009	1A009	1A009	1A009	1A009	1A009	1A009	1A009	1A009	1A009
01570	40	PPL TRY BE FAIR	1A010	1A010*	1A010	1A010	1A010	1A010	1A010	1A010	1A010	1A010	1A010	1A010

Q06: OTHER PERSONALITY VARIABLES. (Changed to subject areas T01-T04)

Q07: OTHER PERSONALITY VARIABLES. Importance placed on various life goals

01410	38	IMP B SUCCSS WK	1A007A	1A007A	1A007A	1A007A	1A007A	1A007A	1A007A	1A007A	1A007A	1A007A	1A007A	1A007A
01420	39	IMP GD MRRG&FAM	1A007B	1A007B	1A007B	1A007B	1A007B	1A007B	1A007B	1A007B	1A007B	1A007B	1A007B	1A007B
01430	39	IMP LOTS OF \$	1A007C	1A007C	1A007C	1A007C	1A007C	1A007C	1A007C	1A007C	1A007C	1A007C	1A007C	1A007C
01440	39	IMP TM RCRN&HBY	1A007D	1A007D	1A007D	1A007D	1A007D	1A007D	1A007D	1A007D	1A007D	1A007D	1A007D	1A007D
01450	39	IMP STRG FRDSHP	1A007E	1A007E	1A007E	1A007E	1A007E	1A007E	1A007E	1A007E	1A007E	1A007E	1A007E	1A007E
01460	39	IMP STEADY WORK	1A007F	1A007F	1A007F	1A007F	1A007F	1A007F	1A007F	1A007F	1A007F	1A007F	1A007F	1A007F
01470	39	IMP CNTRBTN SOC	1A007G	1A007G	1A007G	1A007G	1A007G	1A007G	1A007G	1A007G	1A007G	1A007G	1A007G	1A007G
01480	39	IMP LDR COMUNITY	1A007H	1A007H	1A007H	1A007H	1A007H	1A007H	1A007H	1A007H	1A007H	1A007H	1A007H	1A007H
01490	39	IMP CHLD BTR OP	1A007I	1A007I	1A007I	1A007I	1A007I	1A007I	1A007I	1A007I	1A007I	1A007I	1A007I	1A007I
01500	40	IMP LIV CLS PRN	1A007J	1A007J	1A007J	1A007J	1A007J	1A007J	1A007J	1A007J	1A007J	1A007J	1A007J	1A007J
01510	40	IMP GT AWY AREA	1A007K	1A007K	1A007K	1A007K	1A007K	1A007K	1A007K	1A007K	1A007K	1A007K	1A007K	1A007K
01520	40	IMP CRRCT INEQL	1A007L	1A007L	1A007L	1A007L	1A007L	1A007L	1A007L	1A007L	1A007L	1A007L	1A007L	1A007L
01530	40	IMP NEW XPRNCE	1A007M	1A007M	1A007M	1A007M	1A007M	1A007M	1A007M	1A007M	1A007M	1A007M	1A007M	1A007M
01540	40	IMP FND PRPS LF	1A007N	1A007N	1A007N	1A007N	1A007N	1A007N	1A007N	1A007N	1A007N	1A007N	1A007N	1A007N
10450	164	JOB OBSTC -WK HD	4A13J	4A13J	4A13J	4A13J	4A13J	4A13J	4A13J	4A13J	4A13J	4A13J	4A13J	4A13J

Q08: OTHER PERSONALITY VARIABLES. Social, political, cultural orientation

06330	102	INTEREST IN GOVT	2A11	2A11	2A11	2A11	2A11	2A11	2A11	2A11	2A11	2A11	2A11	2A11
06330		INTEREST IN GOVT	3E01	3E01	3E01	3E01	3E01	3E01	3E01	3E01	3E01	3E01	3E01	3E01
06330	166	INTEREST IN GOVT	4A18	4A18	4A18	4A18	4A18	4A18	4A18	4A18	4A18	4A18	4A18	4A18
06330	195	INTEREST IN GOVT	5A19	5A19	5A19	5A19	5A19	5A19	5A19	5A19	5A19	5A19	5A19	5A19
06880		THK ABT SOC ISSU	2D03	2D03	2D03	2D03	2D03	2D03	2D03	2D03	2D03	2D03	2D03	2D03
06880	128	THK ABT SOC ISSU	3A02	3A02	3A02	3A02	3A02	3A02	3A02	3A02	3A02	3A02	3A02	3A02
06880	156	THK ABT SOC ISSU	4A05	4A05	4A05	4A05	4A05	4A05	4A05	4A05	4A05	4A05	4A05	4A05
06880	187	THK ABT SOC ISSU	5A02	5A02	5A02	5A02	5A02	5A02	5A02	5A02	5A02	5A02	5A02	5A02
07010	111	2MCH COMPTN SCTY	2D05A	2D05A	2D05A	2D05A	2D05A	2D05A	2D05A	2D05A	2D05A	2D05A	2D05A	2D05A
07020	112	2MANY YNG SLOPPY	2D05B	2D05B	2D05B	2D05B	2D05B	2D05B	2D05B	2D05B	2D05B	2D05B	2D05B	2D05B
07030	112	2MUCH HARD ROCK	2D05C	2D05C	2D05C	2D05C	2D05C	2D05C	2D05C	2D05C	2D05C	2D05C	2D05C	2D05C
07040	112	SHD DO OWN THING	2D05D	2D05D	2D05D	2D05D	2D05D	2D05D	2D05D	2D05D	2D05D	2D05D	2D05D	2D05D
07040	237	SHD DO OWN THING												
07630	85	R LIKES SCHOOL	1D001	1D001	1D001	1D001	1D001	1D001	1D001	1D001	1D001	1D001	1D001	1D001
07630	123	R LIKES SCHOOL	2E02	2E06	2E06	2E08	2E09	2E09	2E12	2E12	2E12	2E12	2E12	2E12
07630		R LIKES SCHOOL	3E08	3E07	3E07	3E07	3E07	3E07						
07630		R LIKES SCHOOL	4E10											
07630		R LIKES SCHOOL	5E04	5E05	5E05	5E03	5E05							
10460	164	JOB OBSTC -CONFM	4A13K	4A13K	4A13K	4A13K	4A13K	4A13K	4A13K	4A13K	4A13K	4A13K	4A13K	4A13K
17570		PPL SHD CONFORM												
17580		PPL SHD LV HRMNY				5E02B								
17590		PPL SHD B FRANK				5E02C								
17600		PPL SHD THK FREE				5E02D								
17610		PPL SHD B INDPNT				5E02E								

Q09: OTHER PERSONALITY VARIABLES. Hostility

19530		3MO/DLY ARG PRNT					2E08A	2E08A	2E07A	2E07A	2E07A	2E07A		
19540		3MO/DLY ARG AUTH					2E08B	2E08B	2E07B	2E07B	2E07B	2E07B		
19550		3MO/DLY MAD					2E08C	2E08C	2E07C	2E07C	2E07C	2E07C		
19560		3MO/DLY MAD,SMH					2E08D	2E08D	2E07D	2E07D	2E07D	2E07D		
19570		3MO/DLY WANT FGT					2E08E	2E08E	2E07E	2E07E	2E07E	2E07E		
19580		3MO/DLY DID FGHT					2E08F	2E08F	2E07F	2E07F	2E07F	2E07F		

R01: BACKGROUND. Age, sex, race, and marital status

00010	16	R'S BIRTH YEAR	1C01	1C01*	1C01*	1C01*	1C01*	1C01	1C01*	1C01	1C01*	1C01	1C01*	1C01
-------	----	----------------	------	-------	-------	-------	-------	------	-------	------	-------	------	-------	------

* = item text changed from previous year

Item Refer- ence Number	Page Loc. in this Volume	ITEM DESCRIPTION (ABBREVIATED)	QUESTIONNAIRE LOCATION BY YEAR (FORM, SECTION, AND QUESTION NUMBER)											
			1988	1989	1990	1991	1992	1993	1994	1995	1996	1997	1998	1999

Q03: OTHER PERSONALITY VARIABLES. Loneliness

12650	202	OFTN FEEL LONELY	5D01K	5D01K	5D01K	5D01K	5D01K	5D01K	5D01K	5D01K	5D01K	5D01K	5D01K	5D01K
12670	203	ALWYS SM1 HELP R	5D01M	5D01M	5D01M	5D01M	5D01M	5D01M	5D01M	5D01M	5D01M	5D01M	5D01M	5D01M
12690	203	OFTN FL LEFT OUT	5D01O	5D01O	5D01O	5D01O	5D01O	5D01O	5D01O	5D01O	5D01O	5D01O	5D01O	5D01O
12710	203	USLY SM1 TALK TO	5D01Q	5D01Q	5D01Q	5D01Q	5D01Q	5D01Q	5D01Q	5D01Q	5D01Q	5D01Q	5D01Q	5D01Q
12730	203	OFT WSH MOR FRND	5D01S	5D01S	5D01S	5D01S	5D01S	5D01S	5D01S	5D01S	5D01S	5D01S	5D01S	5D01S
12760	204	USLY FRDS BE WTH	5D01V	5D01V	5D01V	5D01V	5D01V	5D01V	5D01V	5D01V	5D01V	5D01V	5D01V	5D01V

Q04: OTHER PERSONALITY VARIABLES. Risk taking

07050	112	KICK DO DANGR TH	2D05E	2D05E	2D04E	2D04E	2D06E	2D06E	2D06E	2D06E	2D06E	2D06E	2D06E	2D06E
07050	238	KICK DO DANGR TH		6D01G	6D01G	6D01G	6D01G	6D01G	6D01G	6D01G	6D01G	6D08G	6D08G	6D10G
07060	112	LIKE RISK SOME X	2D05F	2D05F	2D04F	2D04F	2D06F	2D06F	2D06F	2D06F	2D06F	2D06F	2D06F	2D06F
07060	238	LIKE RISK SOME X		6D01K	6D01K	6D01K	6D01K	6D01K	6D01K	6D01K	6D01K	6D08K	6D08K	6D10K

Q05: OTHER PERSONALITY VARIABLES. Trust in others

01550	40	PPL CAN B TRSTD	1A008	1A008	1A008	1A008	1A008	1A008	1A008	1A008	1A008	1A008	1A008	1A008
01560	40	PPL TRY B HLPFL	1A009	1A009	1A009	1A009	1A009	1A009	1A009	1A009	1A009	1A009	1A009	1A009
01570	40	PPL TRY BE FAIR	1A010	1A010	1A010	1A010	1A010	1A010	1A010	1A010	1A010	1A010	1A010	1A010

Q06: OTHER PERSONALITY VARIABLES. (Changed to subject areas T01-T04)

Q07: OTHER PERSONALITY VARIABLES. Importance placed on various life goals

01410	38	IMP B SUCCSS WK	1A007A	1A007A	1A007A	1A007A	1A007A	1A007A	1A007A	1A007A	1A007A	1A007A	1A007A	1A007A
01420	39	IMP GD MRRG&FAM	1A007B	1A007B	1A007B	1A007B	1A007B	1A007B	1A007B	1A007B	1A007B	1A007B	1A007B	1A007B
01430	39	IMP LOTS OF \$	1A007C	1A007C	1A007C	1A007C	1A007C	1A007C	1A007C	1A007C	1A007C	1A007C	1A007C	1A007C
01440	39	IMP TM RCRN&HBY	1A007D	1A007D	1A007D	1A007D	1A007D	1A007D	1A007D	1A007D	1A007D	1A007D	1A007D	1A007D
01450	39	IMP STRG FRDSHP	1A007E	1A007E	1A007E	1A007E	1A007E	1A007E	1A007E	1A007E	1A007E	1A007E	1A007E	1A007E
01460	39	IMP STEADY WORK	1A007F	1A007F	1A007F	1A007F	1A007F	1A007F	1A007F	1A007F	1A007F	1A007F	1A007F	1A007F
01470	39	IMP CNTRBTN SOC	1A007G	1A007G	1A007G	1A007G	1A007G	1A007G	1A007G	1A007G	1A007G	1A007G	1A007G	1A007G
01480	39	IMP LDR COMMUNITY	1A007H	1A007H	1A007H	1A007H	1A007H	1A007H	1A007H	1A007H	1A007H	1A007H	1A007H	1A007H
01490	39	IMP CHLD BTR OP	1A007I	1A007I	1A007I	1A007I	1A007I	1A007I	1A007I	1A007I	1A007I	1A007I	1A007I	1A007I
01500	40	IMP LIV CLS PRN	1A007J	1A007J	1A007J	1A007J	1A007J	1A007J	1A007J	1A007J	1A007J	1A007J	1A007J	1A007J
01510	40	IMP GT AWY AREA	1A007K	1A007K	1A007K	1A007K	1A007K	1A007K	1A007K	1A007K	1A007K	1A007K	1A007K	1A007K
01520	40	IMP CRRCT INEQL	1A007L	1A007L	1A007L	1A007L	1A007L	1A007L	1A007L	1A007L	1A007L	1A007L	1A007L	1A007L
01530	40	IMP NEW XPRNCE	1A007M	1A007M	1A007M	1A007M	1A007M	1A007M	1A007M	1A007M	1A007M	1A007M	1A007M	1A007M
01540	40	IMP FND PRPS LF	1A007N	1A007N	1A007N	1A007N	1A007N	1A007N	1A007N	1A007N	1A007N	1A007N	1A007N	1A007N
10450	164	JOB OBSTC -WK HD	4A13J	4A13J	4A13J	4A13J	4A13J	4A13J	4A13J	4A13J	4A13J	4A13J	4A13J	4A13J

Q08: OTHER PERSONALITY VARIABLES. Social, political, cultural orientation

06330	102	INTEREST IN GOVT	2A11	2A11	2A11	2A11	2A11	2A11	2A11	2A11	2A11	2A11	2A11	2A11
06330		INTEREST IN GOVT												
06330	166	INTEREST IN GOVT	4A18	4A18	4A18	4A18	4A18	4A18	4A18	4A18	4A18	4A18	4A18	4A18
06330	195	INTEREST IN GOVT	5A19	5A19	5A19	5A19	5A19	5A19	5A19	5A19	5A19	5A19	5A19	5A19
06880		THK ABT SOC ISSU	2D03	2D03	2D03	2D03	2D03	2D03	2D03	2D03	2D03	2D03	2D03	2D03
06880	128	THK ABT SOC ISSU	3A02	3A02	3A02	3A02	3A02	3A02	3A02	3A02	3A02	3A02	3A02	3A02
06880	156	THK ABT SOC ISSU	4A05	4A05	4A05	4A05	4A05	4A05	4A05	4A05	4A05	4A05	4A05	4A05
06880	187	THK ABT SOC ISSU	5A02	5A02	5A02	5A02	5A02	5A02	5A02	5A02	5A02	5A02	5A02	5A02
07010	111	2MCH COMPTN SCTY	2D05A	2D05A	2D04A	2D04A	2D06A	2D06A	2D06A	2D06A	2D06A	2D06A	2D06A	2D06A
07020	112	2MANY YNG SLOPPY	2D05B	2D05B	2D04B	2D04B	2D06B	2D06B	2D06B	2D06B	2D06B	2D06B	2D06B	2D06B
07030	112	2MUCH HARD ROCK	2D05C	2D05C	2D04C	2D04C	2D06C	2D06C	2D06C	2D06C	2D06C	2D06C	2D06C	2D06C
07040	112	SHD DO OWN THING	2D05D	2D05D	2D04D	2D04D	2D06D	2D06D	2D06D	2D06D	2D06D	2D06D	2D06D	2D06D
07040	237	SHD DO OWN THING	6D01C	6D01C	6D01C	6D01C	6D01C	6D01C	6D01C	6D01C	6D01C	6D08C	6D08C	6D10C
07630	85	R LIKES SCHOOL	1D001	1D001	1D001	1D001	1D001	1D001	1D001	1D001	1D001	1D001	1D001	1D001
07630	123	R LIKES SCHOOL	2E12	2E12	2E12	2E12	2E12	2E12	2E12	2E12	2E12	2E12	2E12	2E12
07630		R LIKES SCHOOL												
07630		R LIKES SCHOOL												
07630		R LIKES SCHOOL												
10460	164	JOB OBSTC -CONFM	4A13K	4A13K	4A13K	4A13K	4A13K	4A13K	4A13K	4A13K	4A13K	4A13K	4A13K	4A13K
17570		PPL SHD CONFM												
17580		PPL SHD LV HRMNY												
17590		PPL SHD B FRANK												
17600		PPL SHD THK FREE												
17610		PPL SHD B INDPNT												

Q09: OTHER PERSONALITY VARIABLES. Hostility

19530		3MO/DLY ARG PRNT												
19540		3MO/DLY ARG AUTH												
19550		3MO/DLY MAD												
19560		3MO/DLY MAD,SMST												
19570		3MO/DLY WANT FGT												
19580		3MO/DLY DID FGHT												

R01: BACKGROUND. Age, sex, race, and marital status

00010	16	R'S BIRTH YEAR	1C01*	1C01	1C01*	1C001	1C001*	1C001*	1C001	1C001*	1C001	1C001*	1C001	1C001*
-------	----	----------------	-------	------	-------	-------	--------	--------	-------	--------	-------	--------	-------	--------

*=item text changed from previous year

Item Refer- ence Number	Page Loc. in this Volume	ITEM DESCRIPTION (ABBREVIATED)	QUESTIONNAIRE LOCATION BY YEAR (FORM, SECTION, AND QUESTION NUMBER)											
			1976	1977	1978	1979	1980	1981	1982	1983	1984	1985	1986	1987

R01: BACKGROUND. Age, sex, race, and marital status (continued)

00010	16	R'S BIRTH YEAR	2C01	2C01*	2C01*	2C01*	2C01*	2C01	2C01*	2C01	2C01*	2C01	2C01*	2C01
00010	16	R'S BIRTH YEAR	3C01	3C01*	3C01*	3C01*	3C01*	3C01	3C01*	3C01	3C01*	3C01	3C01*	3C01
00010	16	R'S BIRTH YEAR	4C01	4C01*	4C01*	4C01*	4C01*	4C01	4C01*	4C01	4C01*	4C01	4C01*	4C01
00010	16	R'S BIRTH YEAR	5C01	5C01*	5C01*	5C01*	5C01*	5C01	5C01*	5C01	5C01*	5C01	5C01*	5C01
00010	16	R'S BIRTH YEAR												
00020	16	R'S BIRTH MONTH	1C02	1C02	1C02	1C02	1C02	1C02	1C02	1C02	1C02	1C02	1C02	1C02
00020	16	R'S BIRTH MONTH	2C02	2C02	2C02	2C02	2C02	2C02	2C02	2C02	2C02	2C02	2C02	2C02
00020	16	R'S BIRTH MONTH	3C02	3C02	3C02	3C02	3C02	3C02	3C02	3C02	3C02	3C02	3C02	3C02
00020	16	R'S BIRTH MONTH	4C02	4C02	4C02	4C02	4C02	4C02	4C02	4C02	4C02	4C02	4C02	4C02
00020	16	R'S BIRTH MONTH	5C02	5C02	5C02	5C02	5C02	5C02	5C02	5C02	5C02	5C02	5C02	5C02
00020	16	R'S BIRTH MONTH												
00030	16	R'S SEX	1C03	1C03	1C03	1C03	1C03	1C03	1C03	1C03	1C03	1C03	1C03	1C03
00030	16	R'S SEX	2C03	2C03	2C03	2C03	2C03	2C03	2C03	2C03	2C03	2C03	2C03	2C03
00030	16	R'S SEX	3C03	3C03	3C03	3C03	3C03	3C03	3C03	3C03	3C03	3C03	3C03	3C03
00030	16	R'S SEX	4C03	4C03	4C03	4C03	4C03	4C03	4C03	4C03	4C03	4C03	4C03	4C03
00030	16	R'S SEX	5C03	5C03	5C03	5C03	5C03	5C03	5C03	5C03	5C03	5C03	5C03	5C03
00030	16	R'S SEX												
00040	16	R'S RACE	1C04	1C04	1C04	1C04	1C04	1C04	1C04	1C04	1C04	1C04	1C04	1C04
00040	16	R'S RACE	2C04	2C04	2C04	2C04	2C04	2C04	2C04	2C04	2C04	2C04	2C04	2C04
00040	16	R'S RACE	3C04	3C04	3C04	3C04	3C04	3C04	3C04	3C04	3C04	3C04	3C04	3C04
00040	16	R'S RACE	4C04	4C04	4C04	4C04	4C04	4C04	4C04	4C04	4C04	4C04	4C04	4C04
00040	16	R'S RACE	5C04	5C04	5C04	5C04	5C04	5C04	5C04	5C04	5C04	5C04	5C04	5C04
00040	16	R'S RACE												
00060	16	R NOT MARRIED	1C06	1C06	1C06	1C06	1C06	1C06	1C06	1C06	1C06	1C06	1C06	1C06
00060	16	R NOT MARRIED	2C06	2C06	2C06	2C06	2C06	2C06	2C06	2C06	2C06	2C06	2C06	2C06
00060	16	R NOT MARRIED	3C06	3C06	3C06	3C06	3C06	3C06	3C06	3C06	3C06	3C06	3C06	3C06
00060	16	R NOT MARRIED	4C06	4C06	4C06	4C06	4C06	4C06	4C06	4C06	4C06	4C06	4C06	4C06
00060	16	R NOT MARRIED	5C06	5C06	5C06	5C06	5C06	5C06	5C06	5C06	5C06	5C06	5C06	5C06
00060	16	R NOT MARRIED												
08320	134	MARRD OR ENGAGED	3A18	3A18	3A18	3A18	3A18	3A18	3A18	3A18	3A18	3A18	3A18	3A18

R02: BACKGROUND. Family characteristics

00075	17	# OLDER BR/SIS									1C07A	1C07A	1C07A	1C07A
00075	17	# OLDER BR/SIS									2C07A	2C07A	2C07A	2C07A
00075	17	# OLDER BR/SIS									3C07A	3C07A	3C07A	3C07A
00075	17	# OLDER BR/SIS									4C07A	4C07A	4C07A	4C07A
00075	17	# OLDER BR/SIS									5C07A	5C07A	5C07A	5C07A
00075	17	# OLDER BR/SIS												
00076	17	# YOUNGER BR/SI									1C07B	1C07B	1C07B	1C07B
00076	17	# YOUNGER BR/SIS									2C7B	2C7B	2C7B	2C7B
00076	17	# YOUNGER BR/SR									3C7B	3C7B	3C7B	3C7B
00076	17	# YOUNGER BR/SR									4C7B	4C7B	4C7B	4C7B
00076	17	# YOUNGER BR/SIS									5C7B	5C7B	5C7B	5C7B
00076	17	# YOUNGER BR/SR												
00310	17	FATHR EDUC LEVE	1C08	1C08	1C08	1C08	1C08	1C08	1C08	1C08	1C08	1C08	1C08	1C08
00310	17	FATHR EDUC LEVEL	2C08	2C08	2C08	2C08	2C08	2C08	2C08	2C08	2C08	2C08	2C08	2C08
00310	17	FATHR EDUC LEVEL	3C08	3C08	3C08	3C08	3C08	3C08	3C08	3C08	3C08	3C08	3C08	3C08
00310	17	FATHR EDUC LEVEL	4C08	4C08	4C08	4C08	4C08	4C08	4C08	4C08	4C08	4C08	4C08	4C08
00310	17	FATHR EDUC LEVEL	5C08	5C08	5C08	5C08	5C08	5C08	5C08	5C08	5C08	5C08	5C08	5C08
00310	17	FATHR EDUC LEVEL												
00320	17	MOTHR EDUC LEVE	1C09	1C09	1C09	1C09	1C09	1C09	1C09	1C09	1C09	1C09	1C09	1C09
00320	17	MOTHR EDUC LEVEL	2C09	2C09	2C09	2C09	2C09	2C09	2C09	2C09	2C09	2C09	2C09	2C09
00320	17	MOTHR EDUC LEVEL	3C09	3C09	3C09	3C09	3C09	3C09	3C09	3C09	3C09	3C09	3C09	3C09
00320	17	MOTHR EDUC LEVEL	4C09	4C09	4C09	4C09	4C09	4C09	4C09	4C09	4C09	4C09	4C09	4C09
00320	17	MOTHR EDUC LEVEL	5C09	5C09	5C09	5C09	5C09	5C09	5C09	5C09	5C09	5C09	5C09	5C09
00320	17	MOTHR EDUC LEVEL												
00330	18	MOTH PD JB R YN	1C10	1C10	1C10	1C10	1C10	1C10	1C10	1C10	1C10	1C10	1C10	1C10
00330	18	MOTH PD JB R YNG	2C10	2C10	2C10	2C10	2C10	2C10	2C10	2C10	2C10	2C10	2C10	2C10
00330	18	MOTH PD JB R YNG	3C10	3C10	3C10	3C10	3C10	3C10	3C10	3C10	3C10	3C10	3C10	3C10
00330	18	MOTH PD JB R YNG	4C10	4C10	4C10	4C10	4C10	4C10	4C10	4C10	4C10	4C10	4C10	4C10
00330	18	MOTH PD JB R YNG	5C10	5C10	5C10	5C10	5C10	5C10	5C10	5C10	5C10	5C10	5C10	5C10
00330	18	MOTH PD JB R YNG												

R03: BACKGROUND. Living arrangements and household characteristics

00050	16	R SPD >TIM R-UR	1C05	1C05	1C05	1C05	1C05	1C05	1C05	1C05	1C05	1C05	1C05	1C05
00050	16	R SPD >TIM R-URB	2C05	2C05	2C05	2C05	2C05	2C05	2C05	2C05	2C05	2C05	2C05	2C05
00050	16	R SPD >TIM R-URB	3C05	3C05	3C05	3C05	3C05	3C05	3C05	3C05	3C05	3C05	3C05	3C05
00050	16	R SPD >TIM R-URB	4C05	4C05	4C05	4C05	4C05	4C05	4C05	4C05	4C05	4C05	4C05	4C05
00050	16	R SPD >TIM R-URB	5C05	5C05	5C05	5C05	5C05	5C05	5C05	5C05	5C05	5C05	5C05	5C05
00050	16	R SPD >TIM R-URB												
00080	17	R'S HSHLD ALONE	1C07A	1C07A	1C07A	1C07A	1C07A	1C07A	1C07A	1C07A	1C07Ca	1C07Ca	1C07Ca	1C07Ca
00080	17	R'S HSHLD ALONE	2C07A	2C07A	2C07A	2C07A	2C07A	2C07A	2C07A	2C07A	2C07Ca	2C07Ca	2C07Ca	2C07Ca
00080	17	R'S HSHLD ALONE	3C07A	3C07A	3C07A	3C07A	3C07A	3C07A	3C07A	3C07A	3C07Ca	3C07Ca	3C07Ca	3C07Ca
00080	17	R'S HSHLD ALONE	4C07A	4C07A	4C07A	4C07A	4C07A	4C07A	4C07A	4C07A	4C07Ca	4C07Ca	4C07Ca	4C07Ca
00080	17	R'S HSHLD ALONE	5C07A	5C07A	5C07A	5C07A	5C07A	5C07A	5C07A	5C07A	5C07Ca	5C07Ca	5C07Ca	5C07Ca
00080	17	R'S HSHLD ALONE												
00090	17	R'S HSHLD FATHE	1C07B	1C07B	1C07B	1C07B	1C07B	1C07B	1C07B	1C07B	1C07Cb	1C07Cb	1C07Cb	1C07Cb

* = item text changed from previous year

Item Reference Number	Page Loc. in this Volume	ITEM DESCRIPTION (ABBREVIATED)	QUESTIONNAIRE LOCATION BY YEAR (FORM, SECTION, AND QUESTION NUMBER)												
			1988	1989	1990	1991	1992	1993	1994	1995	1996	1997	1998	1999	

R01: BACKGROUND. Age, sex, race, and marital status (continued)

00010	16	R'S BIRTH YEAR	2C01*	2C01	2C01*	2C01	2C01*	2C01*	2C01	2C01*	2C01	2C01*	2C01	2C01*
00010	16	R'S BIRTH YEAR	3C01*	3C01	3C01*	3C01	3C01*	3C01*	3C01	3C01*	3C01	3C01*	3C01	3C01*
00010	16	R'S BIRTH YEAR	4C01*	4C01	4C01*	4C01	4C01*	4C01*	4C01	4C01*	4C01	4C01*	4C01	4C01*
00010	16	R'S BIRTH YEAR	5C01*	5C01	5C01*	5C01	5C01*	5C01*	5C01	5C01*	5C01	5C01*	5C01	5C01*
00010	16	R'S BIRTH YEAR	6C01	6C01	6C01*	6C01	6C01*	6C01*	6C01	6C01*	6C01	6C01*	6C01	6C01*
00020	16	R'S BIRTH MONTH	1C02	1C02	1C02	1C002	1C002	1C002	1C002	1C002	1C002	1C002	1C002	1C002
00020	16	R'S BIRTH MONTH	2C02	2C02	2C02	2C02	2C02	2C02	2C02	2C02	2C02	2C02	2C02	2C02
00020	16	R'S BIRTH MONTH	3C02	3C02	3C02	3C02	3C02	3C02	3C02	3C02	3C02	3C02	3C02	3C02
00020	16	R'S BIRTH MONTH	4C02	4C02	4C02	4C02	4C02	4C02	4C02	4C02	4C02	4C02	4C02	4C02
00020	16	R'S BIRTH MONTH	5C02	5C02	5C02	5C02	5C02	5C02	5C02	5C02	5C02	5C02	5C02	5C02
00020	16	R'S BIRTH MONTH	6C02	6C02	6C02	6C02	6C02	6C02	6C02	6C02	6C02	6C02	6C02	6C02
00030	16	R'S SEX	1C03	1C03	1C03	1C003	1C003	1C003	1C003	1C003	1C003	1C003	1C003	1C003
00030	16	R'S SEX	2C03	2C03	2C03	2C03	2C03	2C03	2C03	2C03	2C03	2C03	2C03	2C03
00030	16	R'S SEX	3C03	3C03	3C03	3C03	3C03	3C03	3C03	3C03	3C03	3C03	3C03	3C03
00030	16	R'S SEX	4C03	4C03	4C03	4C03	4C03	4C03	4C03	4C03	4C03	4C03	4C03	4C03
00030	16	R'S SEX	5C03	5C03	5C03	5C03	5C03	5C03	5C03	5C03	5C03	5C03	5C03	5C03
00030	16	R'S SEX	6C03	6C03	6C03	6C03	6C03	6C03	6C03	6C03	6C03	6C03	6C03	6C03
00040	16	R'S RACE	1C04	1C04	1C04	1C004*	1C004	1C004*	1C004	1C004	1C004	1C004	1C004	1C004
00040	16	R'S RACE	2C04	2C04	2C04	2C04*	2C04	2C04*	2C04	2C04	2C04	2C04	2C04	2C04
00040	16	R'S RACE	3C04	3C04	3C04	3C04*	3C04	3C04*	3C04	3C04	3C04	3C04	3C04	3C04
00040	16	R'S RACE	4C04	4C04	4C04	4C04*	4C04	4C04*	4C04	4C04	4C04	4C04	4C04	4C04
00040	16	R'S RACE	5C04	5C04	5C04	5C04*	5C04	5C04*	5C04	5C04	5C04	5C04	5C04	5C04
00040	16	R'S RACE	6C04	6C04	6C04	6C04*	6C04	6C04*	6C04	6C04	6C04	6C04	6C04	6C04
00060	16	R NOT MARRIED	1C06	1C06	1C06	1C006	1C006	1C006	1C006	1C006	1C006	1C006	1C006	1C006
00060	16	R NOT MARRIED	2C06	2C06	2C06	2C06	2C06	2C06	2C06	2C06	2C06	2C06	2C06	2C06
00060	16	R NOT MARRIED	3C06	3C06	3C06	3C06	3C06	3C06	3C06	3C06	3C06	3C06	3C06	3C06
00060	16	R NOT MARRIED	4C06	4C06	4C06	4C06	4C06	4C06	4C06	4C06	4C06	4C06	4C06	4C06
00060	16	R NOT MARRIED	5C06	5C06	5C06	5C06	5C06	5C06	5C06	5C06	5C06	5C06	5C06	5C06
00060	16	R NOT MARRIED	6C06	6C06	6C06	6C06	6C06	6C06	6C06	6C06	6C06	6C06	6C06	6C06
08320	134	MARRD OR ENGAGED	3A18	3A18	3A18	3A18	3A18	3A18	3A18	3A18	3A18	3A18	3A18	3A18

R02: BACKGROUND. Family characteristics

00075	17	# OLDER BR/SIS	1C07A	1C07A	1C07A	1C07A	1C07A	1C07A	1C07A	1C07A	1C07A	1C07A	1C07A	1C07A
00075	17	# OLDER BR/SIS	2C07A	2C07A	2C07A	2C07A	2C07A	2C07A	2C07A	2C07A	2C07A	2C07A	2C07A	2C07A
00075	17	# OLDER BR/SIS	3C07A	3C07A	3C07A	3C07A	3C07A	3C07A	3C07A	3C07A	3C07A	3C07A	3C07A	3C07A
00075	17	# OLDER BR/SIS	4C07A	4C07A	4C07A	4C07A	4C07A	4C07A	4C07A	4C07A	4C07A	4C07A	4C07A	4C07A
00075	17	# OLDER BR/SIS	5C07A	5C07A	5C07A	5C07A	5C07A	5C07A	5C07A	5C07A	5C07A	5C07A	5C07A	5C07A
00075	17	# OLDER BR/SIS	6C07A	6C07A	6C07A	6C07A	6C07A	6C07A	6C07A	6C07A	6C07A	6C07A	6C07A	6C07A
00076	17	# YOUNGER BR/SI	1C07B	1C07B	1C07B	1C07B	1C07B	1C07B	1C07B	1C07B	1C07B	1C07B	1C07B	1C07B
00076	17	# YOUNGER BR/SIS	2C7B	2C7B	2C7B	2C07B	2C07B	2C07B	2C07B	2C07B	2C07B	2C07B	2C07B	2C07B
00076	17	# YOUNGER BR/SR	3C7B	3C7B	3C7B	3C07B	3C07B	3C07B	3C07B	3C07B	3C07B	3C07B	3C07B	3C07B
00076	17	# YOUNGER BR/SR	4C7B	4C7B	4C7B	4C07B	4C07B	4C07B	4C07B	4C07B	4C07B	4C07B	4C07B	4C07B
00076	17	# YOUNGER BR/SIS	5C7B	5C7B	5C7B	5C07B	5C07B	5C07B	5C07B	5C07B	5C07B	5C07B	5C07B	5C07B
00076	17	# YOUNGER BR/SR	6C07B	6C07B	6C07B	6C07B	6C07B	6C07B	6C07B	6C07B	6C07B	6C07B	6C07B	6C07B
00310	17	FATHR EDUC LEVE	1C08	1C08	1C08	1C008	1C008	1C008	1C008	1C008	1C008	1C008	1C008	1C008
00310	17	FATHR EDUC LEVEL	2C08	2C08	2C08	2C08	2C08	2C08	2C08	2C08	2C08	2C08	2C08	2C08
00310	17	FATHR EDUC LEVEL	3C08	3C08	3C08	3C08	3C08	3C08	3C08	3C08	3C08	3C08	3C08	3C08
00310	17	FATHR EDUC LEVEL	4C08	4C08	4C08	4C08	4C08	4C08	4C08	4C08	4C08	4C08	4C08	4C08
00310	17	FATHR EDUC LEVEL	5C08	5C08	5C08	5C08	5C08	5C08	5C08	5C08	5C08	5C08	5C08	5C08
00310	17	FATHR EDUC LEVEL	6C08	6C08	6C08	6C08	6C08	6C08	6C08	6C08	6C08	6C08	6C08	6C08
00320	17	MOTHR EDUC LEVE	1C09	1C09	1C09	1C009	1C009	1C009	1C009	1C009	1C009	1C009	1C009	1C009
00320	17	MOTHR EDUC LEVEL	2C09	2C09	2C09	2C09	2C09	2C09	2C09	2C09	2C09	2C09	2C09	2C09
00320	17	MOTHR EDUC LEVEL	3C09	3C09	3C09	3C09	3C09	3C09	3C09	3C09	3C09	3C09	3C09	3C09
00320	17	MOTHR EDUC LEVEL	4C09	4C09	4C09	4C09	4C09	4C09	4C09	4C09	4C09	4C09	4C09	4C09
00320	17	MOTHR EDUC LEVEL	5C09	5C09	5C09	5C09	5C09	5C09	5C09	5C09	5C09	5C09	5C09	5C09
00320	17	MOTHR EDUC LEVEL	6C09	6C09	6C09	6C09	6C09	6C09	6C09	6C09	6C09	6C09	6C09	6C09
00330	18	MOTH PD JB R YN	1C10	1C10	1C10	1C010	1C010	1C010	1C010	1C010	1C010	1C010	1C010	1C010
00330	18	MOTH PD JB R YNG	2C10	2C10	2C10	2C10	2C10	2C10	2C10	2C10	2C10	2C10	2C10	2C10
00330	18	MOTH PD JB R YNG	3C10	3C10	3C10	3C10	3C10	3C10	3C10	3C10	3C10	3C10	3C10	3C10
00330	18	MOTH PD JB R YNG	4C10	4C10	4C10	4C10	4C10	4C10	4C10	4C10	4C10	4C10	4C10	4C10
00330	18	MOTH PD JB R YNG	5C10	5C10	5C10	5C10	5C10	5C10	5C10	5C10	5C10	5C10	5C10	5C10
00330	18	MOTH PD JB R YNG	6C10	6C10	6C10	6C10	6C10	6C10	6C10	6C10	6C10	6C10	6C10	6C10

R03: BACKGROUND. Living arrangements and household characteristics

00050	16	R SPD >TIM R-UR	1C05	1C05	1C05	1C005	1C005	1C005	1C005	1C005	1C005	1C005	1C005	1C005
00050	16	R SPD >TIM R-URB	2C05	2C05	2C05	2C05	2C05	2C05	2C05	2C05	2C05	2C05	2C05	2C05
00050	16	R SPD >TIM R-URB	3C05	3C05	3C05	3C05	3C05	3C05	3C05	3C05	3C05	3C05	3C05	3C05
00050	16	R SPD >TIM R-URB	4C05	4C05	4C05	4C05	4C05	4C05	4C05	4C05	4C05	4C05	4C05	4C05
00050	16	R SPD >TIM R-URB	5C05	5C05	5C05	5C05	5C05	5C05	5C05	5C05	5C05	5C05	5C05	5C05
00050	16	R SPD >TIM R-URB	6C05	6C05	6C05	6C05	6C05	6C05	6C05	6C05	6C05	6C05	6C05	6C05
00080	17	R'S HSHLD ALONE	1C07Ca	1C07Ca	1C07Ca	1C07Ca	1C07Ca	1C07Ca	1C07Ca	1C07Ca	1C07Ca	1C07Ca	1C07Ca	1C07Ca
00080	17	R'S HSHLD ALONE	2C07Ca	2C07Ca	2C07Ca	2C07Ca	2C07Ca	2C07Ca	2C07Ca	2C07Ca	2C07Ca	2C07Ca	2C07Ca	2C07Ca
00080	17	R'S HSHLD ALONE	3C07Ca	3C07Ca	3C07Ca	3C07Ca	3C07Ca	3C07Ca	3C07Ca	3C07Ca	3C07Ca	3C07Ca	3C07Ca	3C07Ca
00080	17	R'S HSHLD ALONE	4C07Ca	4C07Ca	4C07Ca	4C07Ca	4C07Ca	4C07Ca	4C07Ca	4C07Ca	4C07Ca	4C07Ca	4C07Ca	4C07Ca
00080	17	R'S HSHLD ALONE	5C07Ca	5C07Ca	5C07Ca	5C07Ca	5C07Ca	5C07Ca	5C07Ca	5C07Ca	5C07Ca	5C07Ca	5C07Ca	5C07Ca
00080	17	R'S HSHLD ALONE	6C07Ca	6C07Ca	6C07Ca	6C07Ca	6C07Ca	6C07Ca	6C07Ca	6C07Ca	6C07Ca	6C07Ca	6C07Ca	6C07Ca
00090	17	R'S HSHLD FATHE	1C07Cb	1C07Cb	1C07Cb	1C07Cb	1C07Cb	1C07Cb	1C07Cb	1C07Cb	1C07Cb	1C07Cb	1C07Cb	1C07Cb

*=item text changed from previous year

R03: BACKGROUND. Living arrangements and household characteristics (continued)

R04: BACKGROUND. Urbanicity and regional characteristics

S01: DEVIANCE and VICTIMIZATION. Delinquent behaviors

[illegible]

Item Refer- ence Number	Page Loc. in this Volume	ITEM DESCRIPTION (ABBREVIATED)	QUESTIONNAIRE LOCATION BY YEAR (FORM, SECTION, AND QUESTION NUMBER)											
			1988	1989	1990	1991	1992	1993	1994	1995	1996	1997	1998	1999

R03: BACKGROUND. Living arrangements and household characteristics (continued)

00090	17	R'S HSHLD FATHER	2C07Cb	2C07Cb	2C07Cb	2C07Cb	2C07Cb	2C07Cb	2C07Cb	2C07Cb	2C07Cb	2C7Cb	2C7Cb	2C7Cb
00090	17	R'S HSHLD FATHER	3C07Cb	3C07Cb	3C07Cb	3C07Cb	3C07Cb	3C07Cb	3C07Cb	3C07Cb	3C07Cb	3C7Cb	3C7Cb	3C7Cb
00090	17	R'S HSHLD FATHER	4C07Cb	4C07Cb	4C07Cb	4C07Cb	4C07Cb	4C07Cb	4C07Cb	4C07Cb	4C07Cb	4C7Cb	4C7Cb	4C7Cb
00090	17	R'S HSHLD FATHER	5C07Cb	5C07Cb	5C07Cb	5C07Cb	5C07Cb	5C07Cb	5C07Cb	5C07Cb	5C07Cb	5C7Cb	5C7Cb	5C7Cb
00090	17	R'S HSHLD FATHER		6C07Cb	6C07Cb	6C07Cb	6C07Cb	6C07Cb	6C07Cb	6C07Cb	6C07Cb	6C7Cb	6C7Cb	6C7Cb
00100	17	R'S HSHLD MOTHE	1C07Cc	1C07Cc	1C07Cc	1C07Cc	1C07Cc	1C07Cc	1C07Cc	1C07Cc	1C07Cc	1C07Cc	1C07Cc	1C07Cc
00100	17	R'S HSHLD MOTHER	2C07Cc	2C07Cc	2C07Cc	2C7Cc	2C7Cc	2C07Cc	2C07Cc	2C07Cc	2C07Cc	2C7Cc	2C7Cc	2C7Cc
00100	17	R'S HSHLD MOTHER	3C07Cc	3C07Cc	3C07Cc	3C7Cc	3C7Cc	3C07Cc	3C07Cc	3C07Cc	3C07Cc	3C7Cc	3C7Cc	3C7Cc
00100	17	R'S HSHLD MOTHER	4C07Cc	4C07Cc	4C07Cc	4C7Cc	4C7Cc	4C07Cc	4C07Cc	4C07Cc	4C07Cc	4C7Cc	4C7Cc	4C7Cc
00100	17	R'S HSHLD MOTHER	5C07Cc	5C07Cc	5C07Cc	5C7Cc	5C7Cc	5C07Cc	5C07Cc	5C07Cc	5C07Cc	5C7Cc	5C7Cc	5C7Cc
00100	17	R'S HSHLD MOTHER		6C07Cc	6C07Cc	6C7Cc	6C7Cc	6C07Cc	6C07Cc	6C07Cc	6C07Cc	6C7Cc	6C7Cc	6C7Cc
00110	17	R'S HSHLD BR/SR	1C07Cd	1C07Cd	1C07Cd	1C07Cd	1C07Cd	1C07Cd	1C07Cd	1C07Cd	1C07Cd	1C07Cd	1C07Cd	1C07Cd
00110	17	R'S HSHLD BR/SR	2C07Cd	2C07Cd	2C07Cd	2C7Cd	2C7Cd	2C07Cd	2C07Cd	2C07Cd	2C07Cd	2C7Cd	2C7Cd	2C7Cd
00110	17	R'S HSHLD BR/SR	3C07Cd	3C07Cd	3C07Cd	3C7Cd	3C7Cd	3C07Cd	3C07Cd	3C07Cd	3C07Cd	3C7Cd	3C7Cd	3C7Cd
00110	17	R'S HSHLD BR/SR	4C07Cd	4C07Cd	4C07Cd	4C7Cd	4C7Cd	4C07Cd	4C07Cd	4C07Cd	4C07Cd	4C7Cd	4C7Cd	4C7Cd
00110	17	R'S HSHLD BR/SR	5C07Cd	5C07Cd	5C07Cd	5C7Cd	5C7Cd	5C07Cd	5C07Cd	5C07Cd	5C07Cd	5C7Cd	5C7Cd	5C7Cd
00110	17	R'S HSHLD BR/SR		6C07Cd	6C07Cd	6C7Cd	6C7Cd	6C07Cd	6C07Cd	6C07Cd	6C07Cd	6C7Cd	6C7Cd	6C7Cd
00120	17	R'S HSHLD GRPRN	1C07Ce	1C07Ce	1C07Ce	1C07Ce	1C07Ce	1C07Ce	1C07Ce	1C07Ce	1C07Ce	1C07Ce	1C07Ce	1C07Ce
00120	17	R'S HSHLD GRPRNT	2C07Ce	2C07Ce	2C07Ce	2C7Ce	2C7Ce	2C07Ce	2C07Ce	2C07Ce	2C07Ce	2C7Ce	2C7Ce	2C7Ce
00120	17	R'S HSHLD GRPRNT	3C07Ce	3C07Ce	3C07Ce	3C7Ce	3C7Ce	3C07Ce	3C07Ce	3C07Ce	3C07Ce	3C7Ce	3C7Ce	3C7Ce
00120	17	R'S HSHLD GRPRNT	4C07Ce	4C07Ce	4C07Ce	4C7Ce	4C7Ce	4C07Ce	4C07Ce	4C07Ce	4C07Ce	4C7Ce	4C7Ce	4C7Ce
00120	17	R'S HSHLD GRPRNT	5C07Ce	5C07Ce	5C07Ce	5C7Ce	5C7Ce	5C07Ce	5C07Ce	5C07Ce	5C07Ce	5C7Ce	5C7Ce	5C7Ce
00120	17	R'S HSHLD GRPRNT		6C07Ce	6C07Ce	6C7Ce	6C7Ce	6C07Ce	6C07Ce	6C07Ce	6C07Ce	6C7Ce	6C7Ce	6C7Ce
00130	17	R'S HSHLD SPOUS	1C07Cf	1C07Cf	1C07Cf	1C07Cf	1C07Cf	1C07Cf	1C07Cf	1C07Cf	1C07Cf	1C07Cf	1C07Cf	1C07Cf
00130	17	R'S HSHLD SPOUSE	2C07Cf	2C07Cf	2C07Cf	2C7Cf	2C7Cf	2C07Cf	2C07Cf	2C07Cf	2C07Cf	2C7Cf	2C7Cf	2C7Cf
00130	17	R'S HSHLD SPOUSE	3C07Cf	3C07Cf	3C07Cf	3C7Cf	3C7Cf	3C07Cf	3C07Cf	3C07Cf	3C07Cf	3C7Cf	3C7Cf	3C7Cf
00130	17	R'S HSHLD SPOUSE	4C07Cf	4C07Cf	4C07Cf	4C7Cf	4C7Cf	4C07Cf	4C07Cf	4C07Cf	4C07Cf	4C7Cf	4C7Cf	4C7Cf
00130	17	R'S HSHLD SPOUSE	5C07Cf	5C07Cf	5C07Cf	5C7Cf	5C7Cf	5C07Cf	5C07Cf	5C07Cf	5C07Cf	5C7Cf	5C7Cf	5C7Cf
00130	17	R'S HSHLD SPOUSE		6C07Cf	6C07Cf	6C7Cf	6C7Cf	6C07Cf	6C07Cf	6C07Cf	6C07Cf	6C7Cf	6C7Cf	6C7Cf
00140	17	R'S HSHLD CHLDR	1C07Cg	1C07Cg	1C07Cg	1C07Cg	1C07Cg	1C07Cg	1C07Cg	1C07Cg	1C07Cg	1C07Cg	1C07Cg	1C07Cg
00140	17	R'S HSHLD CHLDRN	2C07Cg	2C07Cg	2C07Cg	2C7Cg	2C7Cg	2C07Cg	2C07Cg	2C07Cg	2C07Cg	2C7Cg	2C7Cg	2C7Cg
00140	17	R'S HSHLD CHLDRN	3C07Cg	3C07Cg	3C07Cg	3C7Cg	3C7Cg	3C07Cg	3C07Cg	3C07Cg	3C07Cg	3C7Cg	3C7Cg	3C7Cg
00140	17	R'S HSHLD CHLDRN	4C07Cg	4C07Cg	4C07Cg	4C7Cg	4C7Cg	4C07Cg	4C07Cg	4C07Cg	4C07Cg	4C7Cg	4C7Cg	4C7Cg
00140	17	R'S HSHLD CHLDRN	5C07Cg	5C07Cg	5C07Cg	5C7Cg	5C7Cg	5C07Cg	5C07Cg	5C07Cg	5C07Cg	5C7Cg	5C7Cg	5C7Cg
00140	17	R'S HSHLD CHLDRN		6C07Cg	6C07Cg	6C7Cg	6C7Cg	6C07Cg	6C07Cg	6C07Cg	6C07Cg	6C7Cg	6C7Cg	6C7Cg
00150	17	R'S HSHLD RELTV	1C07Ch	1C07Ch	1C07Ch	1C07Ch	1C07Ch	1C07Ch	1C07Ch	1C07Ch	1C07Ch	1C07Ch	1C07Ch	1C07Ch
00150	17	R'S HSHLD RELTVS	2C07Ch	2C07Ch	2C07Ch	2C7Ch	2C7Ch	2C07Ch	2C07Ch	2C07Ch	2C07Ch	2C7Ch	2C7Ch	2C7Ch
00150	17	R'S HSHLD RELTVS	3C07Ch	3C07Ch	3C07Ch	3C7Ch	3C7Ch	3C07Ch	3C07Ch	3C07Ch	3C07Ch	3C7Ch	3C7Ch	3C7Ch
00150	17	R'S HSHLD RELTVS	4C07Ch	4C07Ch	4C07Ch	4C7Ch	4C7Ch	4C07Ch	4C07Ch	4C07Ch	4C07Ch	4C7Ch	4C7Ch	4C7Ch
00150	17	R'S HSHLD RELTVS	5C07Ch	5C07Ch	5C07Ch	5C7Ch	5C7Ch	5C07Ch	5C07Ch	5C07Ch	5C07Ch	5C7Ch	5C7Ch	5C7Ch
00150	17	R'S HSHLD RELTVS		6C07Ch	6C07Ch	6C7Ch	6C7Ch	6C07Ch	6C07Ch	6C07Ch	6C07Ch	6C7Ch	6C7Ch	6C7Ch
00160	17	R'S HSHLD NONRL	1C07Ci	1C07Ci	1C07Ci	1C07Ci	1C07Ci	1C07Ci	1C07Ci	1C07Ci	1C07Ci	1C07Ci	1C07Ci	1C07Ci
00160	17	R'S HSHLD NONRLT	2C07Ci	2C07Ci	2C07Ci	2C7Ci	2C7Ci	2C07Ci	2C07Ci	2C07Ci	2C07Ci	2C7Ci	2C7Ci	2C7Ci
00160	17	R'S HSHLD NONRLT	3C07Ci	3C07Ci	3C07Ci	3C7Ci	3C7Ci	3C07Ci	3C07Ci	3C07Ci	3C07Ci	3C7Ci	3C7Ci	3C7Ci
00160	17	R'S HSHLD NONRLT	4C07Ci	4C07Ci	4C07Ci	4C7Ci	4C7Ci	4C07Ci	4C07Ci	4C07Ci	4C07Ci	4C7Ci	4C7Ci	4C7Ci
00160	17	R'S HSHLD NONRLT	5C07Ci	5C07Ci	5C07Ci	5C7Ci	5C7Ci	5C07Ci	5C07Ci	5C07Ci	5C07Ci	5C7Ci	5C7Ci	5C7Ci
00160	17	R'S HSHLD NONRLT		6C07Ci	6C07Ci	6C7Ci	6C7Ci	6C07Ci	6C07Ci	6C07Ci	6C07Ci	6C7Ci	6C7Ci	6C7Ci

R04: BACKGROUND. Urbanicity and regional characteristics

S01: DEVIANCE and VICTIMIZATION. Delinquent behaviors

06520	105	FRQ FIGHT PARNTS	2A19A	2A19A	2A19A	2A19A	2A19A	2A19A	2A19A	2A19A	2A19A	2A19A	2A19A	2A19A
06520		FRQ FIGHT PARNTS		6A15A	6A15A	6A17A	6A17A	6A17A	6A18A	6A18A	6A18A			
06530	105	FRQ HIT SUPRVISR	2A19B	2A19B	2A19B	2A19B	2A19B	2A19B	2A19B	2A19B	2A19B	2A19B	2A19B	2A19B
06530		FRQ HIT SUPRVISR		6A15B	6A15B	6A17B	6A17B	6A17B	6A18B	6A18B	6A18B			
06540	105	FRQ FGT WRK/SCHL	2A19C	2A19C	2A19C	2A19C	2A19C	2A19C	2A19C	2A19C	2A19C	2A19C	2A19C	2A19C
06540		FRQ FGT WRK/SCHL		6A15C	6A15C	6A17C	6A17C	6A17C	6A18C	6A18C	6A18C			
06550	105	FRQ GANG FIGHT	2A19D	2A19D	2A19D	2A19D	2A19D	2A19D	2A19D	2A19D	2A19D	2A19D	2A19D	2A19D
06550		FRQ GANG FIGHT		6A15D	6A15D	6A17D	6A17D	6A17D	6A18D	6A18D	6A18D			
06560	105	FRQ HURT SM1 BAD	2A19E	2A19E	2A19E	2A19E	2A19E	2A19E	2A19E	2A19E	2A19E	2A19E	2A19E	2A19E
06560		FRQ HURT SM1 BAD		6A15E	6A15E	6A17E	6A17E	6A17E	6A18E	6A18E	6A18E			
06570	106	FRQ THREAT WEAPN	2A19F	2A19F	2A19F	2A19F	2A19F	2A19F	2A19F	2A19F	2A19F	2A19F	2A19F	2A19F
06570		FRQ THREAT WEAPN		6A15F	6A15F	6A17F	6A17F	6A17F	6A18F	6A18F	6A18F			
06580	106	FRQ STEAL <\$50	2A19G	2A19G	2A19G	2A19G	2A19G	2A19G	2A19G	2A19G	2A19G	2A19G	2A19G	2A19G
06580		FRQ STEAL <\$50		6A15G	6A15G	6A17G	6A17G	6A17G	6A18G	6A18G	6A18G			
06590	106	FRQ STEAL >\$50	2A19H	2A19H	2A19H	2A19H	2A19H	2A19H	2A19H	2A19H	2A19H	2A19H	2A19H	2A19H
06590		FRQ STEAL >\$50		6A15H	6A15H	6A17H	6A17H	6A17H	6A18H	6A18H	6A18H			
06600	106	FRQ SHOPLIFT	2A19I	2A19I	2A19I	2A19I	2A19I	2A19I	2A19I	2A19I	2A19I	2A19I	2A19I	2A19I
06600		FRQ SHOPLIFT		6A15I	6A15I	6A17I	6A17I	6A17I	6A18I	6A18I	6A18I			
06610	106	FRQ CAR THEFT	2A19J	2A19J	2A19J	2A19J	2A19J	2A19J	2A19J	2A19J	2A19J	2A19J	2A19J	2A19J
06610		FRQ CAR THEFT		6A15J	6A15J	6A17J	6A17J	6A17J	6A18J	6A18J	6A18J			
06620	106	FRQ STEAL CAR PT	2A19K	2A19K	2A19K	2A19K	2A19K	2A19K	2A19K	2A19K	2A19K	2A19K	2A19K	2A19K
06620		FRQ STEAL CAR PT		6A15K	6A15K	6A17K	6A17K	6A17K	6A18K	6A18K	6A18K			
06630	106	FRQ TRESPAS BLDG	2A19L	2A19L	2A19L	2A19L	2A19L	2A19L	2A19L	2A19L	2A19L	2A19L	2A19L	2A19L
06630		FRQ TRESPAS BLDG		6A15L	6A15L	6A17L	6A17L	6A17L	6A18L	6A18L	6A18L			
06640	107	FRQ ARSON	2A19M	2A19M	2A19M	2A19M	2A19M	2A19M	2A19M	2A19M	2A19M	2A19M	2A19M	2A19M
06640		FRQ ARSON		6A15M	6A15M	6A17M	6A17M	6A17M	6A18M	6A18M	6A18M			

Item Refer- ence Number	Page Loc. in this Volume	ITEM DESCRIPTION (ABBREVIATED)	QUESTIONNAIRE LOCATION BY YEAR (FORM, SECTION, AND QUESTION NUMBER)											
			1976	1977	1978	1979	1980	1981	1982	1983	1984	1985	1986	1987

S01: DEVIANCE and VICTIMIZATION. Delinquent behaviors (continued)

06650	107	FRQ DMG SCH PPTY	2A19N	2A19N	2A19N	2A19N	2A19N	2A19N	2A19N	2A19N	2A19N	2A19N	2A19N	2A19N
06650		FRQ DMG SCH PPTY												
06660	107	FRQ DMG WK PRPTY	2A19O	2A19O	2A19O	2A19O	2A19O	2A19O	2A19O	2A19O	2A19O	2A19O	2A19O	2A19O
06660		FRQ DMG WK PRPTY												
06670		FRQ TRUBL POLICE	2A19P	2A19P	2A19P	2A19P	2A19P	2A19P	2A19P	2A19P	2A19P	2A19P	2A19P	2A19P
06670		FRQ TRUBL POLICE												
23610		FRQ SELL DRUGS												
25720	110	4WKS WEAPON@SCHL												
25880	107	ARRSTD&TKN 2 POL												
29590	225	#DA GUN SCHL/4WK												

S02: DEVIANCE and VICTIMIZATION. Driving violations and accidents

00650	22	#X/12MO R TCKTD	1C28	1C28	1C28	1C28	1C28	1C28	1C28	1C28	1C28	1C28	1C28	1C28
00650	22	#X/12MO R TCKTD	2C28	2C28	2C28	2C28	2C28	2C28	2C28	2C28	2C28	2C28	2C28	2C28
00650	22	#X/12MO R TCKTD	3C28	3C28	3C28	3C28	3C28	3C28	3C28	3C28	3C28	3C28	3C28	3C28
00650	22	#X/12MO R TCKTD	4C28	4C28	4C28	4C28	4C28	4C28	4C28	4C28	4C28	4C28	4C28	4C28
00650	22	#X/12MO R TCKTD	5C28	5C28	5C28	5C28	5C28	5C28	5C28	5C28	5C28	5C28	5C28	5C28
00660	22	#X/12MO R TCKTD												
00660	22	#TCKTS AFT DRNK	1C29A	1C29A	1C29A	1C29A	1C29A	1C29A	1C29A	1C29A	1C29A	1C29A	1C29A	1C29A
00660	22	#TCKTS AFT DRNK	2C29A	2C29A	2C29A	2C29A	2C29A	2C29A	2C29A	2C29A	2C29A	2C29A	2C29A	2C29A
00660	22	#TCKTS AFT DRNK	3C29A	3C29A	3C29A	3C29A	3C29A	3C29A	3C29A	3C29A	3C29A	3C29A	3C29A	3C29A
00660	22	#TCKTS AFT DRNK	4C29A	4C29A	4C29A	4C29A	4C29A	4C29A	4C29A	4C29A	4C29A	4C29A	4C29A	4C29A
00660	22	#TCKTS AFT DRNK	5C29A	5C29A	5C29A	5C29A	5C29A	5C29A	5C29A	5C29A	5C29A	5C29A	5C29A	5C29A
00660	22	#TCKTS AFT DRNK												
00670	23	#TCKTS AFT MARJ	1C29B	1C29B	1C29B	1C29B	1C29B	1C29B	1C29B	1C29B	1C29B	1C29B	1C29B	1C29B
00670	23	#TCKTS AFT MARJ	2C29B	2C29B	2C29B	2C29B	2C29B	2C29B	2C29B	2C29B	2C29B	2C29B	2C29B	2C29B
00670	23	#TCKTS AFT MARJ	3C29B	3C29B	3C29B	3C29B	3C29B	3C29B	3C29B	3C29B	3C29B	3C29B	3C29B	3C29B
00670	23	#TCKTS AFT MARJ	4C29B	4C29B	4C29B	4C29B	4C29B	4C29B	4C29B	4C29B	4C29B	4C29B	4C29B	4C29B
00670	23	#TCKTS AFT MARJ	5C29B	5C29B	5C29B	5C29B	5C29B	5C29B	5C29B	5C29B	5C29B	5C29B	5C29B	5C29B
00670	23	#TCKTS AFT MARJ												
00680	23	#TCKTS AFT OTDG	1C29C	1C29C	1C29C	1C29C	1C29C	1C29C	1C29C	1C29C	1C29C	1C29C	1C29C	1C29C
00680	23	#TCKTS AFT OTDG	2C29C	2C29C	2C29C	2C29C	2C29C	2C29C	2C29C	2C29C	2C29C	2C29C	2C29C	2C29C
00680	23	#TCKTS AFT OTDG	3C29C	3C29C	3C29C	3C29C	3C29C	3C29C	3C29C	3C29C	3C29C	3C29C	3C29C	3C29C
00680	23	#TCKTS AFT OTDG	4C29C	4C29C	4C29C	4C29C	4C29C	4C29C	4C29C	4C29C	4C29C	4C29C	4C29C	4C29C
00680	23	#TCKTS AFT OTDG	5C29C	5C29C	5C29C	5C29C	5C29C	5C29C	5C29C	5C29C	5C29C	5C29C	5C29C	5C29C
00680	23	#TCKTS AFT OTDG												
00690	23	#ACCDNTS/12 MO	1C30	1C30	1C30	1C30	1C30	1C30	1C30	1C30	1C30	1C30	1C30	1C30
00690	23	#ACCDNTS/12 MO	2C30	2C30	2C30	2C30	2C30	2C30	2C30	2C30	2C30	2C30	2C30	2C30
00690	23	#ACCDNTS/12 MO	3C30	3C30	3C30	3C30	3C30	3C30	3C30	3C30	3C30	3C30	3C30	3C30
00690	23	#ACCDNTS/12 MO	4C30	4C30	4C30	4C30	4C30	4C30	4C30	4C30	4C30	4C30	4C30	4C30
00690	23	#ACCDNTS/12 MO	5C30	5C30	5C30	5C30	5C30	5C30	5C30	5C30	5C30	5C30	5C30	5C30
00690	23	#ACCDNTS/12 MO												
00700	23	#ACDTS AFT DRNK	1C31A	1C31A	1C31A	1C31A	1C31A	1C31A	1C31A	1C31A	1C31A	1C31A	1C31A	1C31A
00700	23	#ACDTS AFT DRNK	2C31A	2C31A	2C31A	2C31A	2C31A	2C31A	2C31A	2C31A	2C31A	2C31A	2C31A	2C31A
00700	23	#ACDTS AFT DRNK	3C31A	3C31A	3C31A	3C31A	3C31A	3C31A	3C31A	3C31A	3C31A	3C31A	3C31A	3C31A
00700	23	#ACDTS AFT DRNK	4C31A	4C31A	4C31A	4C31A	4C31A	4C31A	4C31A	4C31A	4C31A	4C31A	4C31A	4C31A
00700	23	#ACDTS AFT DRNK	5C31A	5C31A	5C31A	5C31A	5C31A	5C31A	5C31A	5C31A	5C31A	5C31A	5C31A	5C31A
00700	23	#ACDTS AFT DRNK												
00710	23	#ACDTS AFT MARJ	1C31B	1C31B	1C31B	1C31B	1C31B	1C31B	1C31B	1C31B	1C31B	1C31B	1C31B	1C31B
00710	23	#ACDTS AFT MARJ	2C31B	2C31B	2C31B	2C31B	2C31B	2C31B	2C31B	2C31B	2C31B	2C31B	2C31B	2C31B
00710	23	#ACDTS AFT MARJ	3C31B	3C31B	3C31B	3C31B	3C31B	3C31B	3C31B	3C31B	3C31B	3C31B	3C31B	3C31B
00710	23	#ACDTS AFT MARJ	4C31B	4C31B	4C31B	4C31B	4C31B	4C31B	4C31B	4C31B	4C31B	4C31B	4C31B	4C31B
00710	23	#ACDTS AFT MARJ	5C31B	5C31B	5C31B	5C31B	5C31B	5C31B	5C31B	5C31B	5C31B	5C31B	5C31B	5C31B
00710	23	#ACDTS AFT MARJ												
00720	23	#ACDTS AFT OTDG	1C31C	1C31C	1C31C	1C31C	1C31C	1C31C	1C31C	1C31C	1C31C	1C31C	1C31C	1C31C
00720	23	#ACDTS AFT OTDG	2C31C	2C31C	2C31C	2C31C	2C31C	2C31C	2C31C	2C31C	2C31C	2C31C	2C31C	2C31C
00720	23	#ACDTS AFT OTDG	3C31C	3C31C	3C31C	3C31C	3C31C	3C31C	3C31C	3C31C	3C31C	3C31C	3C31C	3C31C
00720	23	#ACDTS AFT OTDG	4C31C	4C31C	4C31C	4C31C	4C31C	4C31C	4C31C	4C31C	4C31C	4C31C	4C31C	4C31C
00720	23	#ACDTS AFT OTDG	5C31C	5C31C	5C31C	5C31C	5C31C	5C31C	5C31C	5C31C	5C31C	5C31C	5C31C	5C31C
00720	23	#ACDTS AFT OTDG												
22210	127	USE SEATBLT-DRVR											2E22	2E23
22210	24	USE SEATBLT-DRVR												
22220	127	USE SEATBLT-RIDR											2E23	2E24
22220	24	USE SEATBLT-RIDR												

S03: DEVIANCE and VICTIMIZATION. Victimization experiences

06680	107	SM1 ROB YRS <\$50	2A20A	2A20A	2A20A	2A20A	2A20A	2A20A	2A20A	2A20A	2A20A	2A20A	2A20A	2A20A
06690	107	SM1 ROB YRS >\$50	2A20B	2A20B	2A20B	2A20B	2A20B	2A20B	2A20B	2A20B	2A20B	2A20B	2A20B	2A20B
06700	107	SM1 DMG YR PRPTY	2A20C	2A20C	2A20C	2A20C	2A20C	2A20C	2A20C	2A20C	2A20C	2A20C	2A20C	2A20C
06710	108	SM1 INJR U W/WPN	2A20D	2A20D	2A20D	2A20D	2A20D	2A20D	2A20D	2A20D	2A20D	2A20D	2A20D	2A20D
06720	108	SM1 THRTN U W/WP	2A20E	2A20E	2A20E	2A20E	2A20E	2A20E	2A20E	2A20E	2A20E	2A20E	2A20E	2A20E
06730	108	SM1 INJR YU -WPN	2A20F	2A20F	2A20F	2A20F	2A20F	2A20F	2A20F	2A20F	2A20F	2A20F	2A20F	2A20F
06740	108	SM1 THRT U W/INJ	2A20G	2A20G	2A20G	2A20G	2A20G	2A20G	2A20G	2A20G	2A20G	2A20G	2A20G	2A20G
09871	150	SM1 SCL ROB <\$50		3E10A	3E10A									
09871		SM1 SCL ROB <\$50	4E11A											
09871		SM1 SCL ROB <\$50				5E06A	5E08A	5E13A						
09872	150	SM1 SCL ROB >\$50		3E10B	3E10B				3E08B	3E08B	3E08B	3E08B	3E08B	3E08B

QUESTION INDEX 1976-1999

347

Item Refer- ence Number	Page Loc. in this Volume	ITEM DESCRIPTION (ABBREVIATED)	QUESTIONNAIRE LOCATION BY YEAR (FORM, SECTION, AND QUESTION NUMBER)											
			1988	1989	1990	1991	1992	1993	1994	1995	1996	1997	1998	1999

S01: DEVIANCE and VICTIMIZATION. Delinquent behaviors (continued)

06650	107	FRQ DMG SCH PPTY	2A19N	2A19N	2A19N	2A19N	2A19N	2A19N	2A19N	2A19N	2A19N	2A19N	2A19N	2A19N
06650		FRQ DMG SCH PPTY		6A15N	6A15N	6A17N	6A17N	6A17N	6A18N	6A18N	6A18N			
06660	107	FRQ DMG WK PRPTY	2A19O	2A19O	2A19O	2A19O	2A19O	2A19O	2A19O	2A19O	2A19O	2A19O	2A19O	2A19O
06660		FRQ DMG WK PRPTY		6A15O	6A15O	6A17O	6A17O	6A17O	6A18O	6A18O	6A18O			
06670		FRQ TRUBL POLICE	2A19P	2A19P	2A19P	2A19P	2A19P							
06670		FRQ TRUBL POLICE		6A15Q	6A15Q	6A17Q	6A17Q	6A17Q	6A18Q	6A18Q	6A18Q			
23610		FRQ SELL DRUGS		6A15P	6A15P	6A17P	6A17P	6A17P	6A18P	6A18P	6A18P			
25720	110	4WKS WEAPON@SCHL					2D01D	2D01D	2D01D	2D01D	2D01D	2D01D	2D01D	2D01D
25880	107	ARRSTD&TKN 2 POL						2A19P	2A19P	2A19P	2A19P	2A19P	2A19P	2A19P
29590	225	#DA GUN SCHL/4WK							6A14	6A14	6A14	6A13	6A13	6A13

S02: DEVIANCE and VICTIMIZATION. Driving violations and accidents

00650	22	#X/12MO R TCKTD	1C28	1C28	1C28	1C028	1C028	1C028	1C028	1C028	1C028	1C028	1C028	1C028
00650	22	#X/12MO R TCKTD	2C28	2C28	2C28	2C28	2C28	2C28	2C28	2C28	2C28	2C28	2C28	2C28
00650	22	#X/12MO R TCKTD	3C28	3C28	3C28	3C28	3C28	3C28	3C28	3C28	3C28	3C28	3C28	3C28
00650	22	#X/12MO R TCKTD	4C28	4C28	4C28	4C28	4C28	4C28	4C28	4C28	4C28	4C28	4C28	4C28
00650	22	#X/12MO R TCKTD	5C28	5C28	5C28	5C28	5C28	5C28	5C28	5C28	5C28	5C28	5C28	5C28
00650	22	#X/12MO R TCKTD		6C28	6C28	6C28	6C28	6C28	6C28	6C28	6C28	6C28	6C28	6C28
00660	22	#TCKTS AFT DRNK	1C29A	1C29A	1C29A	1C029A	1C029A	1C029A	1C029A	1C029A	1C029A	1C029A	1C029A	1C029A
00660	22	#TCKTS AFT DRNK	2C29A	2C29A	2C29A	2C29A	2C29A	2C29A	2C29A	2C29A	2C29A	2C29A	2C29A	2C29A
00660	22	#TCKTS AFT DRNK	3C29A	3C29A	3C29A	3C29A	3C29A	3C29A	3C29A	3C29A	3C29A	3C29A	3C29A	3C29A
00660	22	#TCKTS AFT DRNK	4C29A	4C29A	4C29A	4C29A	4C29A	4C29A	4C29A	4C29A	4C29A	4C29A	4C29A	4C29A
00660	22	#TCKTS AFT DRNK	5C29A	5C29A	5C29A	5C29A	5C29A	5C29A	5C29A	5C29A	5C29A	5C29A	5C29A	5C29A
00660	22	#TCKTS AFT DRNK		6C29A	6C29A	6C29A	6C29A	6C29A	6C29A	6C29A	6C29A	6C29A	6C29A	6C29A
00670	23	#TCKTS AFT MARJ	1C29B	1C29B	1C29B	1C029B	1C029B	1C029B	1C029B	1C029B	1C029B	1C029B	1C029B	1C029B
00670	23	#TCKTS AFT MARJ	2C29B	2C29B	2C29B	2C29B	2C29B	2C29B	2C29B	2C29B	2C29B	2C29B	2C29B	2C29B
00670	23	#TCKTS AFT MARJ	3C29B	3C29B	3C29B	3C29B	3C29B	3C29B	3C29B	3C29B	3C29B	3C29B	3C29B	3C29B
00670	23	#TCKTS AFT MARJ	4C29B	4C29B	4C29B	4C29B	4C29B	4C29B	4C29B	4C29B	4C29B	4C29B	4C29B	4C29B
00670	23	#TCKTS AFT MARJ	5C29B	5C29B	5C29B	5C29B	5C29B	5C29B	5C29B	5C29B	5C29B	5C29B	5C29B	5C29B
00670	23	#TCKTS AFT MARJ		6C29B	6C29B	6C29B	6C29B	6C29B	6C29B	6C29B	6C29B	6C29B	6C29B	6C29B
00680	23	#TCKTS AFT OTDG	1C29C	1C29C	1C29C	1C029C	1C029C	1C029C	1C029C	1C029C	1C029C	1C029C	1C029C	1C029C
00680	23	#TCKTS AFT OTDG	2C29C	2C29C	2C29C	2C29C	2C29C	2C29C	2C29C	2C29C	2C29C	2C29C	2C29C	2C29C
00680	23	#TCKTS AFT OTDG	3C29C	3C29C	3C29C	3C29C	3C29C	3C29C	3C29C	3C29C	3C29C	3C29C	3C29C	3C29C
00680	23	#TCKTS AFT OTDG	4C29C	4C29C	4C29C	4C29C	4C29C	4C29C	4C29C	4C29C	4C29C	4C29C	4C29C	4C29C
00680	23	#TCKTS AFT OTDG	5C29C	5C29C	5C29C	5C29C	5C29C	5C29C	5C29C	5C29C	5C29C	5C29C	5C29C	5C29C
00680	23	#TCKTS AFT OTDG		6C29C	6C29C	6C29C	6C29C	6C29C	6C29C	6C29C	6C29C	6C29C	6C29C	6C29C
00690	23	#ACCDNTS/12 MO	1C30	1C30	1C30	1C030	1C030	1C030	1C030	1C030	1C030	1C030	1C030	1C030
00690	23	#ACCDNTS/12 MO	2C30	2C30	2C30	2C30	2C30	2C30	2C30	2C30	2C30	2C30	2C30	2C30
00690	23	#ACCDNTS/12 MO	3C30	3C30	3C30	3C30	3C30	3C30	3C30	3C30	3C30	3C30	3C30	3C30
00690	23	#ACCDNTS/12 MO	4C30	4C30	4C30	4C30	4C30	4C30	4C30	4C30	4C30	4C30	4C30	4C30
00690	23	#ACCDNTS/12 MO	5C30	5C30	5C30	5C30	5C30	5C30	5C30	5C30	5C30	5C30	5C30	5C30
00690	23	#ACCDNTS/12 MO		6C30	6C30	6C30	6C30	6C30	6C30	6C30	6C30	6C30	6C30	6C30
00700	23	#ACDTS AFT DRNK	1C31A	1C31A	1C31A	1C031A	1C031A	1C031A	1C031A	1C031A	1C031A	1C031A	1C031A	1C031A
00700	23	#ACDTS AFT DRNK	2C31A	2C31A	2C31A	2C31A	2C31A	2C31A	2C31A	2C31A	2C31A	2C31A	2C31A	2C31A
00700	23	#ACDTS AFT DRNK	3C31A	3C31A	3C31A	3C31A	3C31A	3C31A	3C31A	3C31A	3C31A	3C31A	3C31A	3C31A
00700	23	#ACDTS AFT DRNK	4C31A	4C31A	4C31A	4C31A	4C31A	4C31A	4C31A	4C31A	4C31A	4C31A	4C31A	4C31A
00700	23	#ACDTS AFT DRNK	5C31A	5C31A	5C31A	5C31A	5C31A	5C31A	5C31A	5C31A	5C31A	5C31A	5C31A	5C31A
00700	23	#ACDTS AFT DRNK		6C31A	6C31A	6C31A	6C31A	6C31A	6C31A	6C31A	6C31A	6C31A	6C31A	6C31A
00710	23	#ACDTS AFT MARJ	1C31B	1C31B	1C31B	1C031B	1C031B	1C031B	1C031B	1C031B	1C031B	1C031B	1C031B	1C031B
00710	23	#ACDTS AFT MARJ	2C31B	2C31B	2C31B	2C31B	2C31B	2C31B	2C31B	2C31B	2C31B	2C31B	2C31B	2C31B
00710	23	#ACDTS AFT MARJ	3C31B	3C31B	3C31B	3C31B	3C31B	3C31B	3C31B	3C31B	3C31B	3C31B	3C31B	3C31B
00710	23	#ACDTS AFT MARJ	4C31B	4C31B	4C31B	4C31B	4C31B	4C31B	4C31B	4C31B	4C31B	4C31B	4C31B	4C31B
00710	23	#ACDTS AFT MARJ	5C31B	5C31B	5C31B	5C31B	5C31B	5C31B	5C31B	5C31B	5C31B	5C31B	5C31B	5C31B
00710	23	#ACDTS AFT MARJ		6C31B	6C31B	6C31B	6C31B	6C31B	6C31B	6C31B	6C31B	6C31B	6C31B	6C31B
00720	23	#ACDTS AFT OTDG	1C31C	1C31C	1C31C	1C031C	1C031C	1C031C	1C031C	1C031C	1C031C	1C031C	1C031C	1C031C
00720	23	#ACDTS AFT OTDG	2C31C	2C31C	2C31C	2C31C	2C31C	2C31C	2C31C	2C31C	2C31C	2C31C	2C31C	2C31C
00720	23	#ACDTS AFT OTDG	3C31C	3C31C	3C31C	3C31C	3C31C	3C31C	3C31C	3C31C	3C31C	3C31C	3C31C	3C31C
00720	23	#ACDTS AFT OTDG	4C31C	4C31C	4C31C	4C31C	4C31C	4C31C	4C31C	4C31C	4C31C	4C31C	4C31C	4C31C
00720	23	#ACDTS AFT OTDG	5C31C	5C31C	5C31C	5C31C	5C31C	5C31C	5C31C	5C31C	5C31C	5C31C	5C31C	5C31C
00720	23	#ACDTS AFT OTDG		6C31C	6C31C	6C31C	6C31C	6C31C	6C31C	6C31C	6C31C	6C31C	6C31C	6C31C
22210	127	USE SEATBLT-DRVR	2E23	2E23	2E23	2E23	2E23	2E23	2E23	2E23	2E23	2E23	2E23	2E23
22210	24	USE SEATBLT-DRVR		6C32	6C32	6C32	6C32	6C32	6C32	6C32	6C32	6C32	6C32	6C32
22220	127	USE SEATBLT-RIDR	2E24	2E24	2E24	2E24	2E24	2E24	2E24	2E24	2E24	2E24	2E24	2E24
22220	24	USE SEATBLT-RIDR		6C33	6C33	6C33	6C33	6C33	6C33	6C33	6C33	6C33	6C33	6C33

S03: DEVIANCE and VICTIMIZATION. Victimization experiences

06680	107	SM1 ROB YRS <\$50	2A20A	2A20A	2A20A	2A20A	2A20A	2A20A	2A20A	2A20A	2A20A	2A20A	2A20A	2A20A
06690	107	SM1 ROB YRS >\$50	2A20B	2A20B	2A20B	2A20B	2A20B	2A20B	2A20B	2A20B	2A20B	2A20B	2A20B	2A20B
06700	107	SM1 DMG YR PRPTY	2A20C	2A20C	2A20C	2A20C	2A20C	2A20C	2A20C	2A20C	2A20C	2A20C	2A20C	2A20C
06710	108	SM1 INJR U W/WPN	2A20D	2A20D	2A20D	2A20D	2A20D	2A20D	2A20D	2A20D	2A20D	2A20D	2A20D	2A20D
06720	108	SM1 THRTN U W/WP	2A20E	2A20E	2A20E	2A20E	2A20E	2A20E	2A20E	2A20E	2A20E	2A20E	2A20E	2A20E
06730	108	SM1 INJR YU -WPN	2A20F	2A20F	2A20F	2A20F	2A20F	2A20F	2A20F	2A20F	2A20F	2A20F	2A20F	2A20F
06740	108	SM1 THRT U W/INJ	2A20G	2A20G	2A20G	2A20G	2A20G	2A20G	2A20G	2A20G	2A20G	2A20G	2A20G	2A20G
09871	150	SM1 SCL ROB >\$50	3E08A	3E08A	3E08A	3E08A	3E08A	3E08A	3E08A	3E08A	3E08A	3E07A	3E08A	3E08A
09871		SM1 SCL ROB <\$50												
09871		SM1 SCL ROB <\$50												
09872	150	SM1 SCL ROB >\$50	3E08B	3E08B	3E08B	3E08B	3E08B	3E08B	3E08B	3E08B	3E08B	3E07B	3E08B	3E08B

MONITORING THE FUTURE

Item Refer- ence Number	Page Loc. in this Volume	ITEM DESCRIPTION (ABBREVIATED)	QUESTIONNAIRE LOCATION BY YEAR (FORM, SECTION, AND QUESTION NUMBER)											
			1976	1977	1978	1979	1980	1981	1982	1983	1984	1985	1986	1987

S03: DEVIANCE and VICTIMIZATION. Victimization experiences (continued)

09872		SM1 SCL ROB >\$50	4E11B											
09872		SM1 SCL ROB >\$50												
09873	150	SM1 SCL DMG PRTY		3E10C	3E10C	5E06B	5E08B	5E13B		3E08C	3E08C	3E08C	3E08C	3E08C
09873		SM1 SCL DMG PRTY	4E11C											
09873		SM1 SCL DMG PRTY				5E06C	5E08C	5E13C						
09874	150	SM1 SCL IN U W/W		3E10D	3E10D					3E08D	3E08D	3E08D	3E08D	3E08D
09874		SM1 SCL IN U W/W	4E11D											
09874		SM1 SCL IN U W/W				5E06D	5E08D	5E13D						
09875	151	SM1 SCL TH U W/W		3E10E	3E10E					3E08E	3E08E	3E08E	3E08E	3E08E
09875		SM1 SCL TH U W/W	4E11E											
09875		SM1 SCL TH U W/W				5E06E	5E08E	5E13E						
09876	151	SM1 SCL IN U -WP		3E10F	3E10F					3E08F	3E08F	3E08F	3E08F	3E08F
09876		SM1 SCL IN U -WP	4E11F											
09876		SM1 SCL IN U -WP				5E06F	5E08F	5E13F						
09877	151	SM1 SCL TH U W/I		3E10G	3E10G					3E08G	3E08G	3E08G	3E08G	3E08G
09877		SM1 SCL TH U W/I	4E11G											
09877		SM1 SCL TH U W/I				5E06G	5E08G	5E13G						

T01: HEALTH. Symptoms

08850	144	OFTN SHRTNS BRTH	3D02A	3D02A*	3D02A	3D02A	3D02A	3D02A	3D02A	3D02A	3D02A	3D02A	3D02A	3D02A
08860	144	OFTN HEART BEATG	3D02B	3D02B*	3D02B	3D02B	3D02B	3D02B	3D02B	3D02B	3D02B	3D02B	3D02B	3D02B
08870	144	OFTN SPLLS DZZNS	3D02C	3D02C*	3D02C	3D02C	3D02C	3D02C	3D02C	3D02C	3D02C	3D02C	3D02C	3D02C
08880	144	OFTN HNDS TRMBLE	3D02D	3D02D*	3D02D	3D02D	3D02D	3D02D	3D02D	3D02D	3D02D	3D02D	3D02D	3D02D
08890	144	OFTN HNDS SWEATG	3D02E	3D02E*	3D02E	3D02E	3D02E	3D02E	3D02E	3D02E	3D02E	3D02E	3D02E	3D02E
08900	145	OFTN CDNT GT GNG	3D02F	3D02F*	3D02F	3D02F	3D02F	3D02F	3D02F	3D02F	3D02F	3D02F	3D02F	3D02F
21310	88	#DA HEADACHE							1D015A	1D015A	1D015A	1D015A	1D015A	1D015A
21320	88	#DA SORE THROAT							1D015B	1D015B	1D015B	1D015B	1D015B	1D015B
21330	89	#DA SINUS CONG							1D015C	1D015C	1D015C	1D015C	1D015C	1D015C
21340	89	#DA COUGHING							1D015D	1D015D	1D015D	1D015D	1D015D	1D015D
21350	89	#DA CHEST COLD							1D015E	1D015E	1D015E	1D015E	1D015E	1D015E
21360	89	#DA COUGH PHLM							1D015F	1D015F	1D015F	1D015F	1D015F	1D015F
21370	89	#DA SHORT BRTH							1D015G	1D015G	1D015G	1D015G	1D015G	1D015G
21380	89	#DA WHEEZING							1D015H	1D015H	1D015H	1D015H	1D015H	1D015H
21390	90	#DA TRBL REMEM							1D015I	1D015I	1D015I	1D015I	1D015I	1D015I
21400	90	#DA DFCT THINK							1D015J	1D015J	1D015J	1D015J	1D015J	1D015J
21410	90	#DA TRBL LEARN							1D015K	1D015K	1D015K	1D015K	1D015K	1D015K
21420	90	#DA TRBL SLEEP							1D015L	1D015L	1D015L	1D015L	1D015L	1D015L
21430	90	#DA TRBL START							1D015M	1D015M	1D015M	1D015M	1D015M	1D015M
21440	90	#DA STAY HOME							1D015N	1D015N	1D015N	1D015N	1D015N	1D015N
21520	92	RLTV PHY HEALTH							1D018	1D018	1D018	1D018	1D018	1D018

T02: HEALTH. Habits

05890	96	DALY ACTV SPORTS	2A02H	2A02H	2A02H	2A02H	2A02H	2A02H	2A02H	2A02H	2A02H	2A02H	2A02H	2A02H
05890	218	DALY ACTV SPORTS												
20690		ATTN TO NUTRITON				2E15A								
20700		MIN CHOLESTEROL				2E15B								
20710		AVOID ADDITIVES				2E15C								
20720		TRY GET EXERCISE				2E15D								
20730		CNTRL OWN HEALTH				2E16								
20740	126	OFTN EAT BRKFST				2E17A	2E17A	2E17A	2E20A	2E20A	2E21A	2E21A	2E21A	2E22A
20750	126	OFTN EAT GN VEG				2E17B	2E17B	2E17B	2E20B	2E20B	2E21B	2E21B	2E21B	2E22B
20760	126	OFTN EAT FRUIT				2E17C	2E17C	2E17C	2E20C	2E20C	2E21C	2E21C	2E21C	2E22C
20770	126	OFTN EXERCISE				2E17D	2E17D	2E17D	2E20D	2E20D	2E21D	2E21D	2E21D	2E22D
20780	126	OFTN 7HRS SLEEP				2E17E	2E17E	2E17E	2E20E	2E20E	2E21E	2E21E	2E21E	2E22E
20790	126	OFTN SLEEP <SHLD				2E17F	2E17F	2E17F	2E20F	2E20F	2E21F	2E21F	2E21F	2E22F
22210	127	USE SEATBLT-DRVR											2E22	2E23
22210	24	USE SEATBLT-DRVR												
22220	127	USE SEATBLT-RIDR											2E23	2E24
22220	24	USE SEATBLT-RIDR												

T03: HEALTH. Height and weight

22150	92	CURRENT HEIGHT											1D019	1D019
22160	92	CURRENT WEIGHT											1D020	1D020

T04: HEALTH. Medical treatment

21450	91	#X/12M DOC-CHEK							1D016A	1D016A	1D016A	1D016A	1D016A	1D016A
21460	91	#X/12M DOC-FGHT							1D016B	1D016B	1D016B	1D016B	1D016B	1D016B
21470	91	#X/12M DOC-INJ							1D016C	1D016C	1D016C	1D016C	1D016C	1D016C
21480	91	#X/12M DOC-ILL							1D016D	1D016D	1D016D	1D016D	1D016D	1D016D
21490	91	#X/12M DOC-PSY							1D016E	1D016E	1D016E	1D016E	1D016E	1D016E
21500	91	#X/12M HSP-INJ							1D017A	1D017A	1D017A	1D017A	1D017A	1D017A
21510	92	#X/12M HSP-ILL							1D017B	1D017B	1D017B	1D017B	1D017B	1D017B
22360	81	ATTND DRG TRTMN											1B104	
22370	81	RCV DRG COUNSEL											1B105	

Item Refer- ence Number	Page Loc. in this Volume	ITEM DESCRIPTION (ABBREVIATED)	QUESTIONNAIRE LOCATION BY YEAR (FORM, SECTION, AND QUESTION NUMBER)											
			1988	1989	1990	1991	1992	1993	1994	1995	1996	1997	1998	1999

S03: DEVIANCE and VICTIMIZATION. Victimization experiences (continued)

09872		SM1 SCL ROB >\$50												
09872	150	SM1 SCL ROB >\$50	3E08C	3E08C	3E08C	3E08C	3E08C	3E08C	3E08C	3E08C	3E08C	3E07C	3E08C	3E08C
09873		SM1 SCL DMG PRTY												
09873		SM1 SCL DMG PRTY												
09873		SM1 SCL DMG PRTY												
09874	150	SM1 SCL IN U W/W	3E08D	3E08D	3E08D	3E08D	3E08D	3E08D	3E08D	3E08D	3E08D	3E07D	3E08D	3E08D
09874		SM1 SCL IN U W/W												
09874		SM1 SCL IN U W/W												
09875	151	SM1 SCL TH U W/W	3E08E	3E08E	3E08E	3E08E	3E08E	3E08E	3E08E	3E08E	3E08E	3E07E	3E08E	3E08E
09875		SM1 SCL TH U W/W												
09875		SM1 SCL TH U W/W												
09875	151	SM1 SCL IN U -WP	3E08F	3E08F	3E08F	3E08F	3E08F	3E08F	3E08F	3E08F	3E08F	3E07F	3E08F	3E08F
09876		SM1 SCL IN U -WP												
09876		SM1 SCL IN U -WP												
09877	151	SM1 SCL TH U W/I	3E08G	3E08G	3E08G	3E08G	3E08G	3E08G	3E08G	3E08G	3E08G	3E07G	3E08G	3E08G
09877		SM1 SCL TH U W/I												
09877		SM1 SCL TH U W/I												

T01: HEALTH. Symptoms

08850	144	OFTN SHRTNS BRTH	3D02A	3D02A	3D02A	3D02A	3D05A	3D05A	3D05A	3D05A	3D05A	3D05A	3D05A	3D05A
08860	144	OFTN HEART BEATG	3D02B	3D02B	3D02B	3D02B	3D05B	3D05B	3D05B	3D05B	3D05B	3D05B	3D05B	3D05B
08870	144	OFTN SPLLS DZNS	3D02C	3D02C	3D02C	3D02C	3D05C	3D05C	3D05C	3D05C	3D05C	3D05C	3D05C	3D05C
08880	144	OFTN HNDS TRMBLE	3D02D	3D02D	3D02D	3D02D	3D05D	3D05D	3D05D	3D05D	3D05D	3D05D	3D05D	3D05D
08890	144	OFTN HNDS SWEATG	3D02E	3D02E	3D02E	3D02E	3D05E	3D05E	3D05E	3D05E	3D05E	3D05E	3D05E	3D05E
08900	145	OFTN CDNT GT GNG	3D02F	3D02F	3D02F	3D02F	3D05F	3D05F	3D05F	3D05F	3D05F	3D05F	3D05F	3D05F
21310	88	#DA HEADACHE	1D015A	1D015A	1D015A	1D015A	1D015A	1D015A	1D015A	1D015A	1D015A	1D015A	1D015A	1D015A
21320	88	#DA SORE THROAT	1D015B	1D015B	1D015B	1D015B	1D015B	1D015B	1D015B	1D015B	1D015B	1D015B	1D015B	1D015B
21330	89	#DA SINUS CONG	1D015C	1D015C	1D015C	1D015C	1D015C	1D015C	1D015C	1D015C	1D015C	1D015C	1D015C	1D015C
21340	89	#DA COUGHING	1D015D	1D015D	1D015D	1D015D	1D015D	1D015D	1D015D	1D015D	1D015D	1D015D	1D015D	1D015D
21350	89	#DA CHEST COLD	1D015E	1D015E	1D015E	1D015E	1D015E	1D015E	1D015E	1D015E	1D015E	1D015E	1D015E	1D015E
21360	89	#DA COUGH PHLM	1D015F	1D015F	1D015F	1D015F	1D015F	1D015F	1D015F	1D015F	1D015F	1D015F	1D015F	1D015F
21370	89	#DA SHORT BRTH	1D015G	1D015G	1D015G	1D015G	1D015G	1D015G	1D015G	1D015G	1D015G	1D015G	1D015G	1D015G
21380	89	#DA WHEEZING	1D015H	1D015H	1D015H	1D015H	1D015H	1D015H	1D015H	1D015H	1D015H	1D015H	1D015H	1D015H
21390	90	#DA TRBL REMEM	1D015I	1D015I	1D015I	1D015I	1D015I	1D015I	1D015I	1D015I	1D015I	1D015I	1D015I	1D015I
21400	90	#DA DFCT THINK	1D015J	1D015J	1D015J	1D015J	1D015J	1D015J	1D015J	1D015J	1D015J	1D015J	1D015J	1D015J
21410	90	#DA TRBL LEARN	1D015K	1D015K	1D015K	1D015K	1D015K	1D015K	1D015K	1D015K	1D015K	1D015K	1D015K	1D015K
21420	90	#DA TRBL SLEEP	1D015L	1D015L	1D015L	1D015L	1D015L	1D015L	1D015L	1D015L	1D015L	1D015L	1D015L	1D015L
21430	90	#DA TRBL START	1D015M	1D015M	1D015M	1D015M	1D015M	1D015M	1D015M	1D015M	1D015M	1D015M	1D015M	1D015M
21440	90	#DA STAY HOME	1D015N	1D015N	1D015N	1D015N	1D015N	1D015N	1D015N	1D015N	1D015N	1D015N	1D015N	1D015N
21520	92	RLTV PHY HEALTH	1D018	1D018	1D018	1D018	1D018	1D018	1D018	1D018	1D018	1D018	1D018	1D018

T02: HEALTH. Habits

05890	96	DALY ACTV SPORTS	2A02H	2A02H	2A02H	2A02H	2A02H	2A02H	2A02H	2A02H	2A02H	2A02H	2A02H	2A02H
05890	218	DALY ACTV SPORTS		6A02F	6A02F	6A02F	6A02F	6A02F	6A02F	6A02F*	6A02F	6A02F	6A02F	6A02F
20690		ATTN TO NUTRITON												
20700		MIN CHOLESTEROL												
20710		AVOID ADDITIVES												
20720		TRY GET EXERCISE												
20730		CNTRL OWN HEALTH												
20740	126	OFTN EAT BRKFST	2E22A	2E22A	2E22A	2E22A	2E22A	2E22A	2E22A	2E22A	2E22A	2E22A	2E22A	2E22A
20750	126	OFTN EAT GN VEG	2E22B	2E22B	2E22B	2E22B	2E22B	2E22B	2E22B	2E22B	2E22B	2E22B	2E22B	2E22B
20760	126	OFTN EAT FRUIT	2E22C	2E22C	2E22C	2E22C	2E22C	2E22C	2E22C	2E22C	2E22C	2E22C	2E22C	2E22C
20770	126	OFTN EXERCISE	2E22D	2E22D	2E22D	2E22D	2E22D	2E22D	2E22D	2E22D	2E22D	2E22D	2E22D	2E22D
20780	126	OFTN 7HRS SLEEP	2E22E	2E22E	2E22E	2E22E	2E22E	2E22E	2E22E	2E22E	2E22E	2E22E	2E22E	2E22E
20790	126	OFTN SLEEP <SHLD	2E22F	2E22F	2E22F	2E22F	2E22F	2E22F	2E22F	2E22F	2E22F	2E22F	2E22F	2E22F
22210	127	USE SEATBLT-DRVR	2E23	2E23	2E23	2E23	2E23	2E23	2E23	2E23	2E23	2E23	2E23	2E23
22210	24	USE SEATBLT-DRVR	6C32	6C32	6C32	6C32	6C32	6C32	6C32	6C32	6C32	6C32	6C32	6C32
22220	127	USE SEATBLT-RIDR	2E24	2E24	2E24	2E24	2E24	2E24	2E24	2E24	2E24	2E24	2E24	2E24
22220	24	USE SEATBLT-RIDR	6C33	6C33	6C33	6C33	6C33	6C33	6C33	6C33	6C33	6C33	6C33	6C33

T03: HEALTH. Height and weight

22150	92	CURRENT HEIGHT	1D019	1D019	1D019	1D019	1D019	1D019	1D019	1D019	1D019	1D019	1D019	1D019
22160	92	CURRENT WEIGHT	1D020	1D020	1D020	1D020	1D020	1D020	1D020	1D020	1D020	1D020	1D020	1D020

T04: HEALTH. Medical treatment

21450	91	#X/12M DOC-CHEK	1D016A	1D016A	1D016A	1D016A	1D016A	1D016A	1D016A	1D016A	1D016A	1D016A	1D016A	1D016A
21460	91	#X/12M DOC-FGHT	1D016B	1D016B	1D016B	1D016B	1D016B	1D016B	1D016B	1D016B	1D016B	1D016B	1D016B	1D016B
21470	91	#X/12M DOC-INJ	1D016C	1D016C	1D016C	1D016C	1D016C	1D016C	1D016C	1D016C	1D016C	1D016C	1D016C	1D016C
21480	91	#X/12M DOC-ILL	1D016D	1D016D	1D016D	1D016D	1D016D	1D016D	1D016D	1D016D	1D016D	1D016D	1D016D	1D016D
21490	91	#X/12M DOC-PSY	1D016E	1D016E	1D016E	1D016E	1D016E	1D016E	1D016E	1D016E	1D016E	1D016E	1D016E	1D016E
21500	91	#X/12M HSP-INJ	1D017A	1D017A	1D017A	1D017A	1D017A	1D017A	1D017A	1D017A	1D017A	1D017A	1D017A	1D017A
21510	92	#X/12M HSP-ILL	1D017B	1D017B	1D017B	1D017B	1D017B	1D017B	1D017B	1D017B	1D017B	1D017B	1D017B	1D017B
22360	81	ATTND DRG TRTMN	1B104	1B104	1B098	1B098	1B098	1B098	1B098	1B098	1B098	1B098	1B098	1B098
22370	81	RCV DRG COUNSEL	1B105	1B105	1B099	1B099	1B099	1B099	1B099	1B099	1B099	1B099	1B099	1B099

Item Refer- ence Number	Page Loc. in this Volume	ITEM DESCRIPTION (ABBREVIATED)	QUESTIONNAIRE LOCATION BY YEAR (FORM, SECTION, AND QUESTION NUMBER)											
			1976	1977	1978	1979	1980	1981	1982	1983	1984	1985	1986	1987

T05: HEALTH. Illness

*=item text changed from previous year

Appendix A

Sampling Error Estimates and Tables*

All of the percentages reported in this volume are really *estimates* of the response percentages that would have been obtained if, instead of using a sample survey, we had asked all high schools throughout the United States to participate and in all schools that agreed to participate we had invited the whole senior class to fill out the questionnaires. The question naturally arises: How accurate are the present percentage estimates based on a limited number of schools and seniors? For any particular percentage resulting from a sample survey we cannot know exactly how much error has resulted from sampling, but we can make reasonably good estimates of “confidence intervals”—ranges within which the “true” population value is very likely to fall. The word “true” in this context is defined quite narrowly; it refers only to the value that would be found if we had set out to survey the total population—all high school seniors in the United States. Thus this concept of “true” population value does *not* take account of biases that might occur due to refusals, distortion of responses, faulty question wording, and other factors. Each of these sources of possible error is discussed in the “Representativeness and Validity” section of the Introduction to this volume. The reader is urged to review this material and take it into account along with the sampling error estimates included in this appendix.

The estimation of confidence intervals in surveys involving complex samples can be a highly complicated combination of statistical science plus informed judgment. It is an area in which there is no single “right answer” or “best approach.” We suspect that many of those using this volume will not be especially interested in *how* we have chosen to solve the problems involved in estimating

confidence intervals, so long as we provide guidelines that can be applied in a fairly simple and straightforward manner. This appendix is designed to accomplish that. Appendix B provides a more extensive discussion of how we obtained the confidence intervals shown here, and it also provides guidelines for computing specific confidence intervals for a wider range of possible applications than can be covered in the tables provided in this appendix.

A very rough example of a confidence interval can be stated in these terms: for percentages based on the total sample (all five questionnaire forms), the “true” values are rarely more than 1.5 percent higher or lower than the percentage estimates reported in this volume. How rarely? The chances are much lower than 1 in 20. Indeed, many of the percentages reported for the total sample are accurate to within 1 percent.

Of course, most of the data reported here are based on items included only in one or another of the five questionnaire forms. Since such percentages are based on only one-fifth of the total sample, they are somewhat less accurate. The loss in accuracy is less than might be imagined, however, for reasons spelled out in Appendix B. For present purposes, it is enough to say that percentages based on 3,000 or more seniors responding to one questionnaire form are rarely (less than 1 in 20) farther than 2.4 percent away from the “true” value.

We have thus far provided two very rough illustrations of confidence intervals—a range of ± 1.5 percent for percentages based on the total sample and a range of ± 2.4 percent for percentages based on the number of seniors responding to one questionnaire form. While these two intervals

*Appendixes A and B, which discuss estimates of sampling errors and design effects, were written when there were five questionnaire forms used in each annual survey; a sixth form was added beginning in 1989. Because we believe that there would be very little change in estimates of sampling errors, or in design effects, we have not revised these appendixes to reflect the added form.

provide some notion of the overall range of accuracy of the sample, they fall short of our needs in a number of respects. We need to be able to assign confidence intervals for subgroups such as males, females, those who plan to complete college, and so forth, all of which involve smaller numbers of cases and, thus, some reduction in accuracy. We also need to take account of the fact that, other things being equal, confidence intervals grow smaller when one moves from the middle of the scale (percentages near 50 percent) to the extremes (e.g., 4 percent or 96 percent). Further, we need to provide guidelines for evaluating the difference between two percentages: for example, we may wish to know whether an increase in the percentage of daily marijuana users from one year to the next is large enough to be considered a statistically significant change.

Each of the requirements mentioned above is taken into account in the tables of confidence intervals that follow.

Confidence Intervals for Single Percentages

Table A-1 provides confidence intervals for single percentages that are reasonably good approximations for most *variables* and for most *subgroups* (as well as for the total sample). The table entries slightly underestimate the confidence intervals for regional subgroups and for blacks. These underestimates can be corrected reasonably well by multiplying the entries in Table A-1 by a factor of 1.1 for data based on a single form and by a factor of 1.33 for data based on all five forms. A more serious problem is that the table entries substantially underestimate the confidence intervals for certain variables that tend to be somewhat homogeneous within schools, as well as other factors likely to show clustering according to geographical area or socioeconomic level. A discussion of some of these variables is provided at the end of this appendix.

Table A-1 accommodates various numbers of cases (presented as different columns in the table) and various percentages (presented as different rows in the table). The table entries, when added to and subtracted from the observed percentage, establish the 95 percent confidence interval (calculated as 1.96 sampling errors). Thus, for example, to determine the accuracy of a result of 67.4 percent based on a sample of 1,632 cases, one should first look for the closest values in the table (in this case, about 70 percent and a number of cases

approximately equal to 1,500); next, determine the values to be added to and subtracted from the observed percentage (in this case, the values would be +2.8 percent and -2.9 percent); and then compute the confidence interval around the observed percentage of 68.4 percent (in this case, an interval ranging from 64.5 percent to 70.2 percent). This procedure yields an interval such that, for most variables, the chances are 95 in 100 that, if all high school seniors in the country had been asked to participate in the survey, the resulting percentage would fall within the interval.

Confidence Intervals for Differences between Two Percentages

Table A-2 provides confidence intervals for differences between certain percentages. Specifically, the table can be used for *comparisons* between males and females, between those who do and do not plan to complete four years of college, and between those falling into different categories of the five-level index of drug usage. The above comparisons are appropriate for data from any single year (e.g., male seniors in 1976 compared with female seniors in 1976 or the “marijuana only” seniors in 1977 compared with the “no illicit drugs” seniors in 1977). Table A-2 is also useful in assessing *one-year* trends for any of the above subgroups as well as for the total sample. For example, one may be interested in a confidence interval (or significance level) for the difference between the percentage of female seniors in 1977 who used marijuana and the percentage of female seniors in 1978 who did so. The values in Table A-2 are appropriate for confidence intervals across adjacent years (e.g., 1976 compared with 1977), provided the same subgroup (e.g., females) is being considered both years. The confidence intervals for comparisons across nonadjacent years (e.g., 1976 compared with 1978) are slightly larger.

With appropriate corrections, the entries in Table A-2 can be used for trends covering more than one year and for trends or comparisons involving regional subgroups and blacks. Each of these applications requires some upward adjustment of the table entries; guidelines for such adjustments are provided in the notes accompanying Table A-2.

For information on the derivation of Table A-2 and for guidelines to be used in computing confidence intervals not covered in that table, the

reader is referred to Appendix B.

In order to find the appropriate confidence interval in Table A-2, one must first locate that portion of the table that deals with percentage values closest to the two percentages being compared (for example, if one wished to compare a value of 28.1 percent with one of 35.4 percent, the “ $p = 30$ percent or 70 percent” portion of the table would be closest).

The next step is to locate the specific table entry that corresponds most closely to the numbers of cases involved in the two percentages being compared (e.g., if those numbers were 1,478 and 1,563 for 28.1 percent and 35.4 percent, the correct table entry would be 3.9 percent). That table entry, when added to and subtracted from the difference between the two percentages, yields the 95 percent confidence interval for the difference. (In the above illustration, that would be 7.3 percent \pm 3.9 percent, or an interval from 3.4 percent to 11.2 percent.) The chances are only 1 in 20 that the “true” difference between two percentages lies outside of this interval.

Another use of Table A-2 is to test whether a difference between two percentages is “statistically significant.” If the table entry is smaller than the difference between the two percentages (as is true in the above illustration), then the difference is statistically significant at the 95 percent level (sometimes indicated as $p < .05$).

Some Cautions

The tables provided here are based on averages of large numbers of sampling errors computed across a wide range of the variables that appear in this volume, as well as across all of the subgroups for which data are reported here. We are confident that the values in the tables are reasonably accurate for most purposes, but we must repeat the caution that the tables slightly underestimate confidence intervals for the following groups and comparisons:

Blacks

Regions (Northeast, North Central, South, West)

Comparisons among regions

Comparisons across nonadjacent years

(e.g., 1976 vs. 1978)

A more important problem is that the tables substantially underestimate the confidence intervals for certain variables that, for various reasons, show greater than average homogeneity within schools. After an extensive, but by no means exhaustive, sampling of the kinds of variables that might show

such clustering by school, we can provide the following examples of the kinds of variables for which Tables A-1 and A-2 substantially underestimate the confidence intervals.

Variables Related to Educational Background and Aspirations. The questionnaire items dealing with father’s education, mother’s education, high school curriculum (college preparatory vs. all others), and plans for completing four years of college all show an appreciable amount of clustering by school. Accordingly, for such variables the confidence intervals provided in the tables should be doubled.

Other items dealing with plans for technical/vocational schooling, a two-year college program, or graduate/professional study also require adjustment. The confidence intervals in the tables should be multiplied by a factor of 1.5 in order to be applicable to these variables.

It seems clear that the common factor underlying these particular variables is the tendency for family socioeconomic level to be somewhat homogeneous within school districts—some schools serve wealthier populations than do others. That makes the form of sampling we use somewhat less efficient for measuring those variables (such as those listed above) that are closely associated with family socioeconomic level. Therefore, we urge the reader to treat with caution any variables that are likely to be strongly linked to socioeconomic factors. In the absence of more specific computations of sampling errors, a good rule of thumb for dealing with such variables would be to double the confidence intervals provided in Tables A-1 and A-2.

Variables Related to Geographic Location. Another category of variables that are somewhat homogeneous within schools and school districts consists of those things that reflect differences in region and/or urbanicity. An obvious example is a background question asking where the respondent grew up: the response category on a “farm” shows a very high degree of clustering within schools. One would have to more than double the confidence intervals in the tables to deal with such a measure. Similarly, high clustering was found for some responses about religious preference; for example, those whose preference is Baptist are located primarily in the South (and probably heavily in rural areas), whereas those whose preference is Jewish are located primarily in the Northeast (especially in larger cities). The confidence intervals in Tables A-1 and A-2 should be multiplied by a

factor as large as 3 in order to be applicable to such variables.

Other variables that show some greater than average homogeneity within schools include such ideologically related dimensions as frequency of attending religious services, importance of religion, and political preference. Still other variables showing high homogeneity, probably because of their association with urbanicity, include driving (percentage who do not drive at all), working (percentage with no job), and household composition (percentage with father not living in the home). For each of the variables mentioned in this paragraph, the confidence intervals in Tables A-1 and A-2 should be multiplied by a factor of about 1.5.

Variables Involving Use of Alcohol and Marijuana. Extensive work has been done to compute sampling errors and confidence intervals for the drug use measures included in this volume (see

Johnston, Bachman, and O'Malley, 1977, 1979, 1982; Johnston, O'Malley, and Bachman, 1984, especially Appendix B). Most drug use variables show sampling errors that lie within the range of those provided in Tables A-1 and A-2. Usage levels for alcohol and marijuana, however, show some degree of homogeneity within schools, thus requiring that the table levels be adjusted. For items dealing with alcohol use, the entries in Table A-1 should be multiplied by a factor of 1.6; for items dealing with marijuana use, the correction factor is 1.35.

As noted earlier, this appendix has presented guidelines for using the tables of confidence intervals provided herein. Those readers interested in learning more about the rationale underlying such tables, the procedures used to derive the particular tables presented here, and guidelines for further computations of confidence intervals may consult Appendix B of this volume.

Notes to Table A-1

Caution: The entries in this table systematically underestimate confidence intervals for regional subgroups and for blacks. In order to correct these underestimates, the table entries should be multiplied by a factor of 1.1 for data from a single form and by a factor of 1.33 for data based on five forms. Further cautions and corrections are required for some specific variables that relate educational background and aspirations, geographic

location, and the use of alcohol and marijuana (see discussion in the final sections of Appendix A).

The values in this table, when added to and subtracted from an observed percentage, establish the 95 percent confidence interval around that percentage, incorporating a design effect. Table values were calculated using the following formula (adapted from Hays, 1973, p. 379):

$$\text{lower limit} = p - \frac{2N'p + (1.96)^2 - 1.96\sqrt{4N'p(1-p) + (1.96)^2}}{2[N' + (1.96)^2]}$$

$$\text{upper limit} = \frac{2N'p + (1.96)^2 + 1.96\sqrt{4N'p(1-p) + (1.96)^2}}{2[N' + (1.96)^2]} - p$$

where p = the proportion, N' is the "effective N ," and $N' = N/(1.3 + 0.00015N)$. (See Appendix B for a discussion of the concept of "effective N .")

Table A-1
Confidence Intervals (95% Level) around Percentage Values

		Number of Cases																	
		100	200	300	400	500	700	1,000	1,500	2,000	2,500	3,000	3,500	4,000	5,000	7,000	10,000	15,000	20,000
99%	+	0.9	0.8	0.7	0.7	0.6	0.6	0.5	0.5	0.4	0.4	0.4	0.4	0.3	0.3	0.3	0.3	0.3	0.2
	-	5.6	3.2	2.4	1.9	1.7	1.3	1.1	0.8	0.7	0.6	0.6	0.6	0.5	0.5	0.4	0.4	0.3	0.3
97%	+	2.1	1.8	1.6	1.4	1.3	1.2	1.0	0.9	0.8	0.8	0.7	0.7	0.6	0.6	0.6	0.5	0.5	0.5
	-	6.6	4.1	3.2	2.6	2.3	1.9	1.6	1.3	1.1	1.0	0.9	0.9	0.8	0.8	0.7	0.6	0.6	0.5
95%	+	3.1	2.5	2.2	2.0	1.8	1.6	1.4	1.2	1.1	1.0	0.9	0.9	0.9	0.8	0.7	0.7	0.6	0.6
	-	7.4	4.7	3.7	3.1	2.7	2.3	1.9	1.5	1.4	1.2	1.1	1.1	1.0	0.9	0.8	0.8	0.7	0.7
90%	+	4.9	3.8	3.3	2.9	2.7	2.3	2.0	1.7	1.5	1.4	1.3	1.3	1.2	1.1	1.0	0.9	0.9	0.8
	-	8.8	5.8	4.6	4.0	3.5	2.9	2.5	2.0	1.8	1.6	1.5	1.4	1.4	1.3	1.1	1.0	0.9	0.9
85%	+	6.6	4.8	4.1	3.6	3.3	2.9	2.5	2.1	1.9	1.7	1.6	1.5	1.5	1.4	1.2	1.1	1.0	1.0
	-	9.7	6.6	5.3	4.5	4.0	3.4	2.9	2.4	2.1	1.9	1.8	1.7	1.6	1.5	1.3	1.2	1.1	1.1
80%	+	7.4	5.6	4.7	4.2	3.8	3.3	2.8	2.4	2.1	2.0	1.8	1.7	1.7	1.5	1.4	1.3	1.2	1.1
	-	10.3	7.1	5.7	4.9	4.4	3.7	3.1	2.6	2.3	2.1	2.0	1.8	1.8	1.6	1.5	1.3	1.2	1.2
70%	+	9.1	6.8	5.6	5.0	4.5	3.9	3.3	2.8	2.5	2.3	2.1	2.0	1.9	1.8	1.6	1.5	1.4	1.3
	-	11.1	7.7	6.3	5.5	4.9	4.2	3.5	2.9	2.6	2.4	2.2	2.1	2.0	1.8	1.7	1.5	1.4	1.3
50%	+	11.0	7.9	6.5	5.7	5.1	4.4	3.7	3.1	2.8	2.5	2.4	2.2	2.1	2.0	1.8	1.6	1.5	1.4
	-	11.0	7.9	6.5	5.7	5.1	4.4	3.7	3.1	2.8	2.5	2.4	2.2	2.1	2.0	1.8	1.6	1.5	1.4
30%	+	11.1	7.7	6.3	5.5	4.9	4.2	3.5	2.9	2.6	2.4	2.2	2.1	2.0	1.8	1.7	1.5	1.4	1.3
	-	9.1	6.8	5.6	5.0	4.5	3.9	3.3	2.8	2.5	2.3	2.1	2.0	1.9	1.8	1.6	1.5	1.4	1.3
20%	+	10.3	7.1	5.7	4.9	4.4	3.7	3.1	2.6	2.3	2.1	2.0	1.8	1.8	1.6	1.5	1.3	1.2	1.2
	-	7.4	5.6	4.7	4.2	3.8	3.3	2.8	2.4	2.1	2.0	1.8	1.7	1.7	1.5	1.4	1.3	1.2	1.1
15%	+	9.7	6.6	5.3	4.5	4.0	3.4	2.9	2.4	2.1	1.9	1.8	1.7	1.6	1.5	1.3	1.2	1.1	1.1
	-	6.3	4.8	4.1	3.6	3.3	2.9	2.5	2.1	1.9	1.7	1.6	1.5	1.5	1.4	1.2	1.1	1.0	1.0
10%	+	8.8	5.8	4.6	4.0	3.5	2.9	2.5	2.0	1.8	1.6	1.5	1.4	1.4	1.3	1.1	1.0	0.9	0.9
	-	4.9	3.8	3.3	2.9	2.7	2.3	2.0	1.7	1.5	1.4	1.3	1.3	1.2	1.1	1.0	0.9	0.9	0.8
5%	+	7.4	4.7	3.7	3.1	2.7	2.3	1.9	1.5	1.4	1.2	1.1	1.1	1.0	0.9	0.8	0.8	0.7	0.7
	-	3.1	2.5	2.2	2.0	1.8	1.6	1.4	1.2	1.1	1.0	0.9	0.9	0.9	0.8	0.7	0.7	0.6	0.6
3%	+	6.6	4.1	3.2	2.6	2.3	1.9	1.6	1.3	1.1	1.0	0.9	0.9	0.8	0.8	0.7	0.6	0.6	0.5
	-	2.1	1.8	1.6	1.4	1.3	1.2	1.0	0.9	0.8	0.8	0.7	0.7	0.6	0.6	0.6	0.5	0.5	0.5
1%	+	5.6	3.2	2.4	1.9	1.7	1.3	1.1	0.8	0.7	0.6	0.6	0.6	0.5	0.5	0.4	0.4	0.3	0.3
	-	0.9	0.8	0.7	0.7	0.6	0.6	0.5	0.5	0.4	0.4	0.4	0.4	0.3	0.3	0.3	0.3	0.3	0.2

Notes to Table A-2

The entries in this table (which appear on the next four pages) are appropriate for *comparisons* between (a) males and females, (b) those who do and do not plan four years of college, and (c) those falling into different categories of the five-level index of drug usage. The table entries are also appropriate for *one-year trends* for the total sample and any of the subgroups except region. Most other trends and subgroup comparisons require that the table entries be multiplied by an adjustment factor, given below.

Outline of Steps to Follow (see text of appendix for illustrations)

1. Locate the portion of the table with “*p*” values closest to the two percentages being compared.
2. Locate the specific entry closest to the weighted *N*s for the two percentages.
3. Multiply that entry by any necessary adjustment factor (see below).
4. That table value (or adjusted table value), when added to and subtracted from the difference between the two percentages, yields the 95 percent confidence interval for the difference.
5. Also, if the table value (or adjusted table value) is smaller than the difference between the two percentages, then the difference may be described as “statistically significant at the 95 percent level.”

Adjustment Factors	Adjustment Factor (to be multiplied by table entry)
For comparisons between blacks and whites	
based on single-form data	*
based on five-form data	1.25
For comparisons between any two regions	
based on single-form data	1.15
based on five-form data	1.50
For one-year trends involving any region	
based on single-form data	*
based on five-form data	1.25
For trends over two or more years involving any region	
based on single-form data	*
based on five-form data	1.35
For trends over two or more years involving all other groups	
based on single-form data	*
based on five-form data	1.15

*Indicates that no adjustment is necessary for category shown.

Note: The table entries were calculated using the following formula: $1.96 \sqrt{p(1-p) \frac{1}{N'_1} + \frac{1}{N'_2}}$

where $N'_1 = N_1/\text{DEFF}$, $N'_2 = N_2/\text{DEFF}$, and $\text{DEFF} = 1.3 + 0.000075 \left[\frac{N_1 N_2}{(N_1 + N_2)} \right]$

		$N_1 =$	100	200	300	400	500	700	1,000	1,500	2,000	3,000	4,000	5,000	7,000	10,000	15,000	20,000
$N_2 =$	100	6.9																
	200	6.0	4.9															
	300	5.6	4.5	4.0														
	400	5.5	4.3	3.8	3.5													
	500	5.4	4.1	3.6	3.3	3.1									$p = 5\%$ or 95%			
	700	5.2	3.9	3.4	3.1	2.9	2.7											
	1,000	5.1	3.8	3.2	2.9	2.7	2.5	2.2										
	1,500	5.1	3.7	3.1	2.8	2.6	2.3	2.1	1.9									
	2,000	5.0	3.6	3.1	2.7	2.5	2.2	2.0	1.7	1.6								
	3,000	5.0	3.6	3.0	2.6	2.4	2.1	1.9	1.6	1.5	1.4							
	4,000	5.0	3.6	3.0	2.6	2.4	2.1	1.8	1.6	1.4	1.3	1.2						
	5,000	4.9	3.6	2.9	2.6	2.3	2.0	1.8	1.5	1.4	1.2	1.2	1.1					
	7,000	4.9	3.5	2.9	2.6	2.3	2.0	1.7	1.5	1.3	1.2	1.1	1.0	1.0				
	10,000	4.9	3.5	2.9	2.5	2.3	2.0	1.7	1.4	1.3	1.1	1.1	1.0	0.9	0.9			
	15,000	4.9	3.5	2.9	2.5	2.3	2.0	1.7	1.4	1.3	1.1	1.0	1.0	0.9	0.8	0.8		
	20,000	4.9	3.5	2.9	2.5	2.3	1.9	1.7	1.4	1.3	1.1	1.0	0.9	0.9	0.8	0.7	0.7	
			$N_1 =$	100	200	300	400	500	700	1,000	1,500	2,000	3,000	4,000	5,000	7,000	10,000	15,000
$N_2 =$	100	9.5																
	200	8.2	6.7															
	300	7.8	6.2	5.5														
	400	7.5	5.9	5.2	4.8													
	500	7.4	5.7	4.9	4.6	4.3									$p = 10\%$ or 90%			
	700	7.2	5.4	4.7	4.3	4.0	3.7											
	1,000	7.1	5.2	4.5	4.0	3.7	3.4	3.1										
	1,500	7.0	5.1	4.3	3.8	3.5	3.2	2.8	2.6									
	2,000	6.9	5.0	4.2	3.7	3.4	3.0	2.7	2.4	2.2								
	3,000	6.9	4.9	4.1	3.6	3.3	2.9	2.6	2.2	2.1	1.9							
	4,000	6.8	4.9	4.1	3.6	3.3	2.8	2.5	2.2	2.0	1.8	1.7						
	5,000	6.8	4.9	4.0	3.6	3.2	2.8	2.4	2.1	1.9	1.7	1.6	1.5					
	7,000	6.8	4.9	4.0	3.5	3.2	2.8	2.4	2.0	1.8	1.6	1.5	1.4	1.3				
	10,000	6.8	4.8	4.0	3.5	3.2	2.7	2.3	2.0	1.8	1.6	1.4	1.4	1.3	1.2			
	15,000	6.8	4.8	4.0	3.5	3.1	2.7	2.3	2.0	1.8	1.5	1.4	1.3	1.2	1.1	1.1		
	20,000	6.8	4.8	4.0	3.5	3.1	2.7	2.3	1.9	1.7	1.5	1.4	1.3	1.2	1.1	1		

Table A-2 (continued)

	$N_1 =$	100	200	300	400	500	700	1,000	1,500	2,000	3,000	4,000	5,000	7,000	10,000	15,000	20,000
$N_2 =$	100	14.5															
	200	12.6	10.3														
	300	11.9	9.4	8.4													
	400	11.5	8.9	7.9	7.3												
	500	11.3	8.6	7.6	7.0	6.6								$p = 30\% \text{ or } 70\%$			
	700	11.0	8.3	7.2	6.5	6.1	5.6										
	1,000	10.8	8.0	6.8	6.2	5.7	5.2	4.7									
	1,500	10.6	7.8	6.6	5.9	5.4	4.8	4.3	3.9								
	2,000	10.6	7.7	6.4	5.7	5.2	4.6	4.1	3.7	3.4							
	3,000	10.5	7.6	6.3	5.6	5.1	4.4	3.9	3.4	3.2	2.9						
	4,000	10.4	7.5	6.2	5.5	5.0	4.3	3.8	3.3	3.0	2.7	2.5					
	5,000	10.4	7.5	6.2	5.4	4.9	4.3	3.7	3.2	2.9	2.6	2.4	2.3				
	7,000	10.4	7.4	6.1	5.4	4.9	4.2	3.6	3.1	2.5	2.3	2.2	2.1	2.2			
	10,000	10.4	7.4	6.1	5.3	4.8	4.2	3.6	3.0	2.7	2.4	2.2	2.1	1.9	1.8		
	15,000	10.3	7.4	6.1	5.3	4.8	4.1	3.5	3.0	2.7	2.3	2.1	2.0	1.8	1.7	1.6	
	20,000	10.3	7.4	6.1	5.3	4.8	4.1	3.5	3.0	2.6	2.3	2.1	2.0	1.8	1.7	1.6	1.5
	$N_1 =$	100	200	300	400	500	700	1,000	1,500	2,000	3,000	4,000	5,000	7,000	10,000	15,000	20,000
$N_2 =$	100	15.8															
	200	13.7	11.2														
	300	13.0	10.3	9.2													
	400	12.6	9.8	8.6	8.0												
	500	12.3	9.4	8.2	7.6	7.2								$p = 35\% \text{ or } 65\%$			
	700	12.0	9.0	7.8	7.1	6.7	6.1										
	1,000	11.8	8.7	7.5	6.7	6.2	5.6	5.1									
	1,500	11.6	8.5	7.2	6.4	5.9	5.3	4.7	4.3								
	2,000	11.5	8.4	7.0	6.2	5.7	5.1	4.5	4.0	3.7							
	3,000	11.4	8.2	6.9	6.1	5.5	4.8	4.3	3.7	3.4	3.1						
	4,000	11.4	8.2	6.8	6.0	5.4	4.7	4.1	3.6	3.3	3.0	2.8					
	5,000	11.3	8.1	6.7	5.9	5.4	4.7	4.1	3.5	3.2	2.8	2.7	2.5				
	7,000	11.3	8.1	6.7	5.9	5.3	4.6	4.0	3.4	3.1	2.7	2.5	2.4	2.2			
	10,000	11.3	8.1	6.7	5.8	5.3	4.5	3.9	3.3	3.0	2.6	2.4	2.3	2.1	2.0		
	15,000	11.3	8.0	6.6	5.8	5.2	4.5	3.8	3.3	2.9	2.5	2.3	2.2	2.0	1.9	1.8	
	20,000	11.3	8.0	6.6	5.8	5.2	4.5	3.8	3.2	2.9	2.5	2.3	2.1	2.0	1.8	1.7	1.6

Appendix B

Procedures Used to Derive Design Effects and Sampling Errors*

Appendix A provided a very brief and relatively nontechnical explanation of sampling error estimates, accompanied by two tables of confidence intervals that can be used to ascertain the accuracy of most percentages reported in this volume. The present appendix is intended to provide some background concerning the strategy and rationale involved in computing these confidence intervals. It also offers guidance for those wishing to make sampling computations beyond those contained in Appendix A.

This appendix, like the first, is intended to be readable and usable by the nonstatistician. For that reason, we take the time to outline (albeit briefly) a number of relatively elementary factors involved in estimating confidence intervals.

Factors Influencing the Size of Confidence Intervals

The most straightforward types of samples, from a statistical standpoint at least, are simple random samples. In such samples the confidence limits for a proportion are influenced by the size of the sample or subgroups being considered and also by the size of the proportion. For example, the 95 percent confidence interval for a proportion p based on a simple random sample of N cases is approximated by: $p \pm 1.96 \sqrt{p(1-p)/N}$. In a complex probability sample such as the present one, there are a number of other factors that influence the size of confidence limits. This section lists all of the factors that have been taken into account in calculating confidence intervals for use with the data in this volume, beginning with the most simple factors and then proceeding to the more complex.

Number of Cases (N). Other things being equal, the larger a sample (or subgroup within a sample), the smaller or more precise will be the confidence interval for a percentage based on that sample. One of the factors determining the size of the confidence interval is $1/\sqrt{N}$. Thus, for example, if all other things were equal, a sample of 400 would have confidence intervals half as large (or twice as precise) as a sample of 100, because $1/\sqrt{400}$ is half as large as $1/\sqrt{100}$.

Size of Percentage. Other things being equal, percentage values around 50 percent have larger confidence intervals than higher or lower percentage values. This is because another of the factors determining the size of the confidence intervals is $\sqrt{p(1-p)}$, where p is a proportion ranging from 0 to 1.0 (or, to put it in percentage terms, the factor is $\sqrt{x\%(100-x\%)}$). Thus, for example, a proportion of either 0.1 or 0.9 (a percentage of either 10 percent or 90 percent) will have a confidence interval only three-fifths as large as the confidence interval around a proportion of 0.5 (or 50 percent), because $\sqrt{0.1(1-0.1)}$ is three-fifths as large as $\sqrt{0.5(1-0.5)}$.

Design Effects in Complex Samples. Under conditions of simple random sampling, a confidence interval can be determined solely on the basis of the number of cases and the percentage value involved. More complex samples such as the one used in the present study make use of stratification and clustering and often differential weighting of respondent scores, and these all influence sampling error. While stratification tends to heighten the precision of a sample, the effects of clustering and weighting reduce precision.

*Appendixes A and B, which discuss estimates of sampling errors and design effects, were written when there were five questionnaire forms used in each annual survey; a sixth form was added beginning in 1989. Because we believe that there would be very little change in estimates of sampling errors, or in design effects, we have not revised these appendixes to reflect the added form.

(compared with a simple random sample of the same size). Therefore, it is not appropriate to apply the standard, simple random sampling formulas to such complex samples in order to obtain estimates of sampling errors, because they would almost always underestimate the actual sampling errors.

Methods exist for correcting for this underestimation, however. Kish (1965, p. 258) defines a correction term called the design effect (DEFF), where:

$$\text{DEFF} = \frac{\text{actual sampling variance}}{\text{expected sampling variance from a simple random sample with same number of elements}}$$

Thus, if the actual sampling variance in a complex sample is four times as large as the expected sampling variance from a simple random sample with the same number of cases, the DEFF is 4. Since confidence intervals are proportionate to the square root of variance, the confidence intervals for such a sample would be twice as large (because the square root of 4 is 2) as the confidence interval for a simple random sample with the same number of cases. A fairly simple and straightforward way of applying the concept of design effect may be to note that an increase in design effect has the same impact on precision as a reduction in the number of cases in a simple random sample. For example, a sample of 16,000 cases with a design effect of 4 would have the same degree of precision (the same size confidence intervals around various percentages) as a simple random sample of 4,000.

In principle, every different statistic resulting from a complex sample can have its own design effect, and different statistics in the same sample may have quite different design effects. However, it is not feasible to compute every design effect, nor would it be feasible to report every one. Thus, in practice, design effects are averaged across a number of statistics and these average values are used to determine the design effects for other statistics based on the sample. Sometimes a single design effect is applied to all statistics of a given type (e.g., percentages) for a given sample. In the present study, however, a rather extensive exploration of design effects revealed a number of systematic differences. These systematic differences have to do with the particular measures being examined, the subgroups involved, and the question of whether a trend over time is being considered.

The most consistent difference involves the number of cases in the group or subgroup for which the design effect is computed.

The Relationship between Subgroup Size and Design Effects. Kish et al. (1976) have observed that design effects tend to be smaller for subgroups than for total samples; moreover, the smaller the subgroup, the smaller the design effect is likely to be. The explanation for this widespread phenomenon is that the average number of cases in each sampling cluster is an important factor in determining the size of the design effect; and as subgroup size decreases, so does this average number of cases per cluster. This point is illustrated by several subgroups treated in the present volume—males, females, those planning four years of college, and those not planning four years of college. All (or virtually all) of the schools in the sample have both male and female students, as well as some students who plan four years of college and others who do not. Thus, each of these four subgroups is spread more or less evenly across the full number of clusters (schools). Since each of these subgroups includes roughly half of the total sample, the average number of cases per cluster is about half as large as for the total sample, and this leads to a smaller design effect than is found for the total sample. Other subgroups involving different patterns of drug use are also distributed more or less evenly across all clusters and thus are subject to the same phenomenon of smaller design effects because of the smaller number of cases per cluster.

One very important exception to the pattern of smaller design effects for subgroups involves the four geographic region subgroups presented in this volume. These subgroups do not cut across all clusters; instead, regions have been described as "segregated" subgroups, in contrast to the "cross-class" subgroups discussed above. For such segregated subgroups, the average number of cases per cluster is about the same as is found in the total sample, and thus the design effects are not lower than those for the total sample (Kish et al., 1976). Another subgroup that is in some respects similar to regional subgroups is the category of blacks. Black respondents are not found equally across high schools throughout the United States. There are, of course, regional differences in proportions of blacks, and these contribute substantially to this lack of equal distribution. In addition, there are patterns of segregation in housing that continue to be reflected in the unequal distribution of blacks in high schools.

The net effect of these several factors is that the black subgroup in our sample is “partially segregated” in a sampling sense as well as in the more usual usage of that word. For that reason, the design effects for blacks are somewhat larger than for other subgroups of approximately similar size.

Because the subgroups consisting of blacks and the four regional groups all have larger design effects than do other subgroups of the same size, it is necessary to adjust the confidence intervals for these subgroups as indicated in Appendix A. (At a later point in the present appendix we will say more about these adjustment factors.)

One other kind of “subgroup” must be noted in this discussion of the relationship between subgroup size and design effects. One-fifth of the total sample filled out each of the five separate questionnaire forms, and thus the respondents to each of these forms may be viewed as a “cross-class” subgroup of the total sample. The average cluster size for a single form is exactly 20 percent of the average cluster size for the total sample. That means, of course, that the single-form samples (which are the basis for the large majority of the data presented in this volume) are distinctly more “efficient” than the sample based on all five forms. Accordingly, single-form data have much smaller design effects (as displayed later in this appendix).

Design Effects for Comparisons between Subgroups. We noted above that a number of subgroups treated in this volume can be described as “cross-class” subgroups, meaning that members of the subgroup are distributed more or less evenly across sampling clusters. For these kinds of subgroups, it turns out that *comparisons* are relatively efficient, from a sampling standpoint. The technical explanation for this phenomenon is that there is a higher degree of covariance between such subgroup pairs than would be the case in a comparison of independent subgroups. Now let us offer a fairly nontechnical illustration to indicate why this is so. Suppose that a researcher interested in the use of marijuana during the senior year of high school obtained data from five high schools concerning female seniors’ marijuana use and data from five other high schools concerning male seniors’ marijuana use. Suppose that the percentage values for marijuana use during senior year were as follows:

Female seniors (five schools):

60%, 20%, 65%, 30%, 50%

Male seniors (five other schools):

40%, 80%, 25%, 70%, 60%

Even though there is a difference of 10 percentage points between males and females (if the five schools in each case are averaged), there is still so much variability among schools that one would not conclude with very much confidence that females in general are less likely than males to use marijuana during the senior year of high school. Suppose, on the other hand, that the researcher had obtained data from a total of only five schools and had obtained data concerning both male and female seniors in each school as follows:

	Females	Males
School A	60%	70%
School B	20%	25%
School C	65%	80%
School D	30%	40%
School E	50%	60%

The same group of percentages, this time based on five pairings of males and females rather than independent observations, are much more strongly suggestive of systematic differences between the sexes.

A process analogous to that illustrated above is involved when “cross-class” subgroups are compared, and the increased accuracy or sampling efficiency is reflected in relatively small sampling errors and design effects.

Design Effects for Trends. Thus far this discussion of factors influencing design effects and confidence intervals has focused only on groups and subgroups within a single year. But one of the central purposes of the Monitoring the Future project is to monitor trends over time; indeed, the study procedures have been standardized across years insofar as possible in order to provide the opportunity for sensitive measurement of change. One of the factors designed to produce an added degree of consistency from one year to the next is the use of each school for two data collections, which means that for any two successive years half of the sample of schools is the same. This, plus the fact that the other half of the school sample in a given year is from the same primary sampling units as the half sample it replaced, means that there is a good deal of consistency in the sampling and clustering of the sample from one year to the next. As a result, when cross-year comparisons are made (say, between 1976 and 1977), the design effects are appreciably smaller (i.e., the efficiency is greater) than if completely independent samples of schools had been drawn each year. In other words, the 1976

and 1977 samples are not independent; on the contrary, there is a considerable degree of covariance between them. A similar level of covariance occurs between any pair of adjacent-year samples (e.g., 1977 and 1978), because about half of the schools in both samples were the same. This covariance, or partial "matching," reduces the design effect for differences observed between adjacent years, compared to what they would have been with totally independent samples.

It follows from the discussion above that a trend over an interval greater than one year (e.g., a comparison between 1976 and 1978, which involves totally nonoverlapping school samples) is likely to have a design effect that is larger than that for a comparison between adjacent-year samples.

Variables with Unusually Large Design Effects.

Kish et al. (1976) stress the importance of computing sampling errors for many kinds of variables, and they point out that they have found "very wide ranges in values of sampling errors (standard errors and design effects) between diverse variables within the same survey" (p. 21). Our own experience has been that, among most variables, the variation in sampling errors and design effects seems more random than consistent, and thus we are reasonably comfortable with the use of averaging procedures (described below) in order to derive a set of general purpose tables. There are some important exceptions to the above generalization, however. Variables that are likely to be grouped according to geographical area (region and/or urbanicity), as well as variables that may differ systematically from one school to another, show much higher than usual amounts of homogeneity within sample clusters. It follows necessarily that such variables also have much higher than usual design effects. The variables in the Monitoring the Future study that seem most likely to show such high design effects tend to be grouped into the questionnaire segment dealing with background factors and educational aspirations (Section C of all questionnaire forms). These variables were excluded from the process of computing overall design effects and the confidence intervals provided in Tables A-1 and A-2. Appendix A provides a further discussion of some of these variables and offers some suggestions for adjusting the confidence interval tables to deal with them.

Procedures Used in Deriving Design Effects and Tables of Confidence Intervals

Having taken some pains to review the several

factors that can influence design effects and confidence intervals, it is now a fairly simple matter for us to summarize the steps followed to compute the tables of confidence intervals shown in Appendix A.

We were heavily influenced in this effort by the work of Kish and his colleagues (Kish, 1965; Kish et al., 1976) in two ways. First, we followed their recommendation that sampling errors be computed and averaged across a goodly number of variables and subgroups. Second, we paid particular attention to their observation that design effects tend to be smaller for subgroups than for total samples (a point discussed earlier in this appendix).

Confidence Intervals for Single Percentages.

Our procedure was to compute sampling errors and design effects for most of the variables that are common to all five forms (those in the C sections of all questionnaires and those in the B sections of Forms 2 through 5) and for every twentieth variable in the A, D, and E sections. (Form 1 was omitted because most of this form comprises drug-related items, and such items involve high proportions of missing data because respondents are instructed to skip over many questions that are not applicable to them.) Design effects were computed for each of the subgroups reported in this volume, as well as for the total sample. Design effects for each subgroup and for the total were averaged across variables for the C section material (all five forms), the B section material (drug use measures, all five forms), and the sampling of variables from the A, D, and E sections (single-form data). As noted earlier, the variables that showed unusually high levels of homogeneity within sample clusters were excluded from the C section variables when they were averaged. The 1977 data were used for this analysis. Later replication using 1976 data provided nearly identical values.

The averaging process consisted of taking a mean of the *square roots* of the design effects. Kish and his colleagues (1976) refer to the design effect as DEFF and to the square root of the design effect as DEFT; thus $\sqrt{\text{DEFF}} = \text{DEFT}$. We will find it useful to use this terminology in what follows. The rationale for computing means of DEFT rather than DEFF is that the former value is directly proportionate to the size of confidence intervals. A further reason for

doing so is that the values of DEFT approximate a normal distribution much more closely than do the values of DEFF, which are skewed upwards. (A comparison of mean DEFTs and median DEFTs showed them to be quite similar, something that certainly is not true of mean and median DEFFs.)

Bearing in mind that design effects tend to be smaller for subgroups than for total samples and bearing in mind also that confidence intervals are directly proportionate to DEFT and to \sqrt{N} , we plotted the mean DEFT values for the total sample and for all subgroups, in each case relating DEFT to \sqrt{N} . The results are shown in Figure B-1. Note that distinctions are made between "cross-class" and "segregated" subgroups and between mean DEFTs based on five forms and those based on single forms. (The \sqrt{N} values for the latter are, of course, much smaller.)*

Setting aside the "segregated" subgroups (regions and blacks) for the moment, it is clear that the rest of the mean DEFTs in Figure B-1 show a very clear and consistent pattern: the higher the value of \sqrt{N} , the higher the mean DEFT. It turns out that these mean DEFT values are very closely approximated by the function $\text{DEFT} = \sqrt{1.3 + 0.00015N}$, as shown by the solid line in the figure. (The function can also be stated as $\text{DEFF} = 1.3 + 0.00015N$.) The particular parameters in that function were derived empirically, but the basic function (i.e., $\text{DEFT} = \sqrt{a + bN}$) was adapted directly from the work of Kish et al. (1976).

Given the above function that fitted the mean DEFT values for the total sample and the "cross-class" subgroups, we returned to the problem of assigning DEFT values for the "segregated" subgroups. The simplest solution was to select two adjustment factors that could be multiplied by the confidence interval values in Table A-1. These adjustment factors are shown by the dashed lines in Figure B-1; they correspond to multiplying the "standard" DEFT (solid line) by a factor of 1.1 for single-form data and by a factor of 1.33 for five-form data. These adjustments, which were selected on empirical grounds, yield design effects for the "segregated" subgroups that are approximately equal to the design effects for the total sample (treating single-form and five-form data separately, of course). This is reassuring, since Kish et al. (1976) have reported that "segregated" subgroups can in general be expected to show design effects approximately equal to the design effects for the

total sample.

After the data in Figure B-1 were plotted and the form of the main function (indicated by the solid line) was determined, DEFT values for drug use measures (material in Section B of all forms) were checked. It was found that the DEFTs for only two drug categories, alcohol and marijuana, exceeded the values indicated by the function; accordingly, adjustment factors were developed for these two drugs (1.6 and 1.35, respectively).

Confidence Intervals for Differences between Two Percentages. Our procedure here was directly parallel to that followed in determining confidence intervals for single percentages. DEFT values for the differences between 1977 and 1976 percentages were computed using virtually the same set of items as used earlier. Also computed were mean DEFT values for comparisons in the same year between subgroups such as males and females, those who did and did not plan to complete four years of college, blacks and whites, pairings of regions, and pairings of drug use groups. It was found that, for any given level of N , the mean DEFT values for subgroup comparisons were quite similar to the mean DEFT values for one-year trends; accordingly, all of these mean DEFTs were included in Figure B-2, which plots mean DEFTs for differences between percentages. In this figure, as in Figure B-1, the strong relationship was evident between mean DEFTs and the numbers of cases in the two groups being compared. This relationship can be very closely approximated by the function $\text{DEFT} = \sqrt{1.3 + 0.000075N}$ (which can also be stated as $\text{DEFF} = 1.3 + 0.000075N$), where $N = 2N_1N_2/N_1 + N_2$.

It was expected on grounds of sampling theory that, as we found earlier, the function that fit most differences between percentages would not fit differences involving regions and differences involving blacks. In fact, the data indicated that some adjustment is necessary for black-white comparisons using data from all five forms and, also, for comparisons as well as trends involving any region. We have not tried to show those adjustments in Figure B-2, but the several values involved are shown in the guidelines to Table A-2.

It was also expected on the grounds of sampling theory that trends across an interval of two or more years would show somewhat higher values of DEFT than one-year trends. It turned out that this was true only for data from all five forms; data based on one form only did not show significantly

*The five-form data consisted of C section material, excluding those variables related to region, urbanicity, and/or socioeconomic level.

Figure B-1
Design Effects for Single Percentages

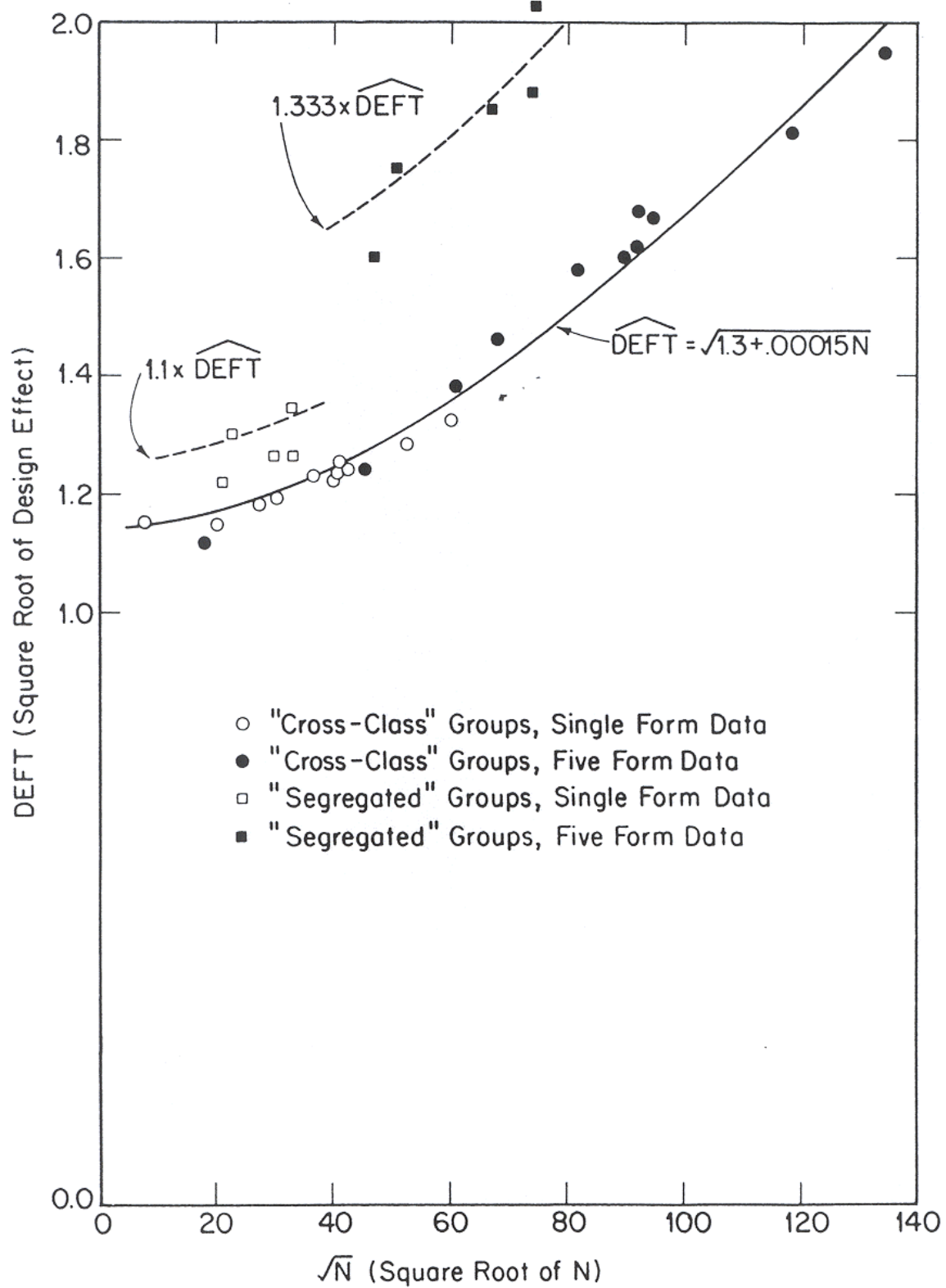
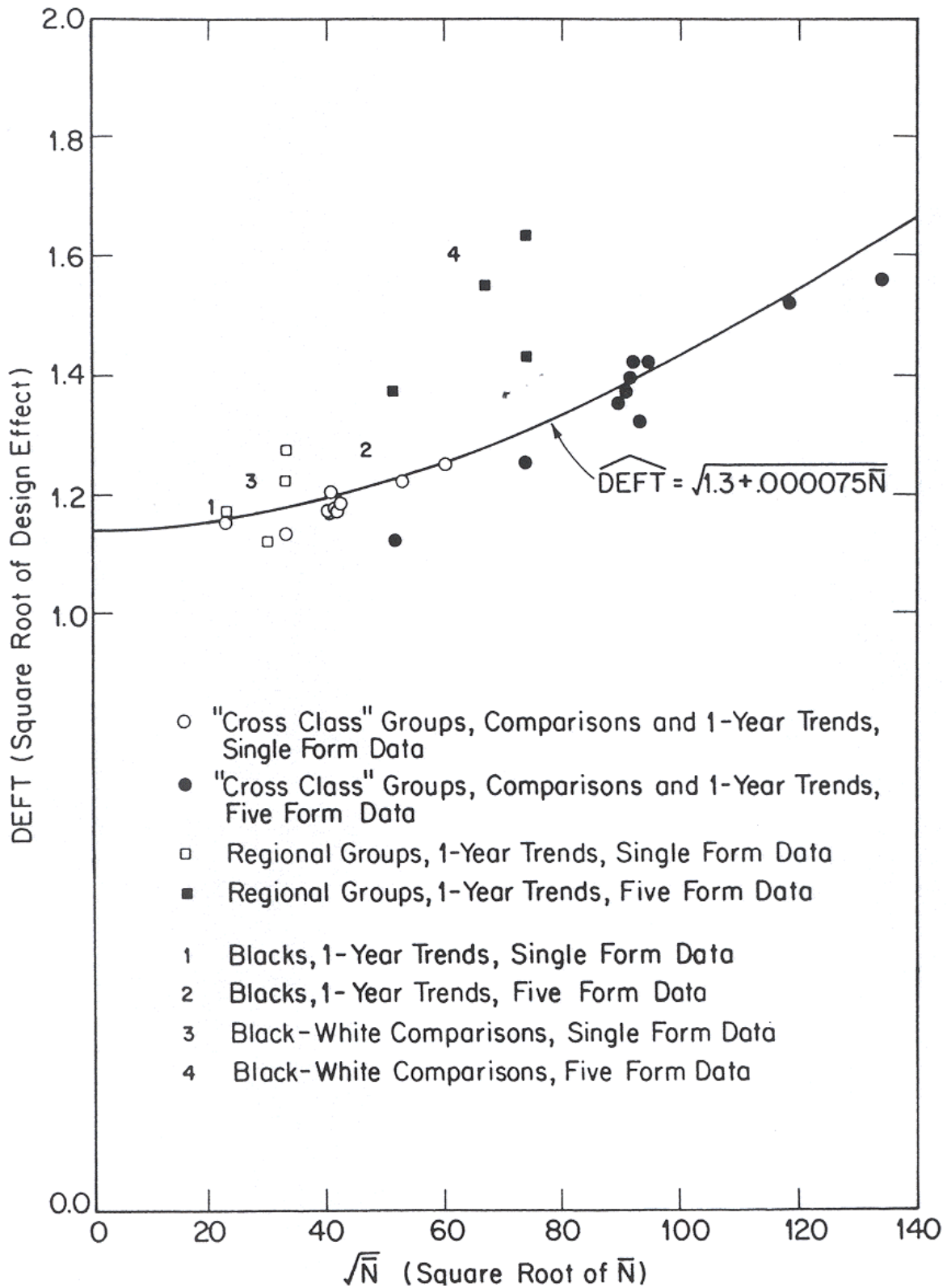


Figure B-2
Design Effects for Differences between Percentages



higher values. The adjustment factors for trends involving five forms over two or more years are shown in Table A-2.

Use of Weighted Numbers of Cases in Entering Confidence Interval Tables. We should mention in passing that the recommendations for using the tables in Appendix A indicated that *weighted N* values should be used. The computer program that generated our design effect statistics makes use of weights in calculating percentages and actual sampling variances. But in computing the DEFF ratio, defined as the actual sampling variance divided by the expected sampling variance from a simple random sample with the same number of elements, the program makes use of the *unweighted* numbers of cases to determine “the same number of elements.” Since the mean weights used in the 1975, 1976, and 1977 data tables are slightly lower than 1.0, this means that when entering the tables in Appendix A with weighted data from those years, one is being very slightly “conservative” (slightly reduced risk of a Type 1 error; slightly increased risk of a Type 2 error). It is important to realize that if one took the trouble to make corrections for this “conservatism,” the correction would rarely be as great as multiplying the Table A-1 and Table A-2 entries by a factor of about 0.95; and in the large majority of cases, the correction would involve multiplying by a factor of about 0.98. We find such discrepancies to be trivially small, particularly when compared with what Kish et al. (1976, p. 12) describe as the “heroic simplifications” required in some of the steps leading to general purpose tables of design effects and confidence intervals.

Before the 1978 data tables were produced, we had come to realize the advantages in having weighted values that averaged 1.0; accordingly, beginning with the 1978 data, the weighted *N* values in the tables do approximate the actual numbers of cases quite closely. But it was impractical to redo the 1975 through 1977 data tables to incorporate this refinement. Another alternative would have been to employ slightly different versions of Tables A-1 and A-2, containing slightly different confidence intervals for each of those three years; however, we felt that such an approach could introduce confusion when cross-year comparisons were made. Thus, we opted for the solution that seems to us to be most simple and manageable, even though it involves the slight degree of “conservatism” noted above. For readers who find this solution undesirable, we have

included Table B-1, which presents weighted and unweighted *N*s for the various subgroups for each year. Table B-1 contains *N*s for all five forms (except for 1975, which shows *N*s for Forms 2 through 5). Thus, readers who wish to avoid the slight “conservatism” (and also to be more precise for subgroups in 1978 and later whose average weight is not exactly 1.0) may determine the unweighted *N*s. Some correction for missing data should be made in this case; this can be accomplished by calculating the percentage of missing data (using the weighted *N*s from the data table and the weighted *N* from Table B-1) and adjusting the unweighted *N* accordingly. These adjusted unweighted *N*s can then be used in Appendix A.

Further Applications of These Design Effects and Sampling Errors

One of the reasons for providing the above review of the factors influencing design effects and confidence intervals, and the procedures used in computing our confidence interval tables, is to provide sufficient background and data to permit the interested reader to go beyond the material provided in Appendix A. In this section we consider two specific extensions, the calculation of levels of “statistical significance” higher than 95 percent and the computation of means and their confidence intervals.

Calculating Confidence Intervals for Higher Levels of Statistical Significance. The entries contained in Tables A-1 and A-2 provide the 95 percent confidence level (also referred to as the .05 level of significance). These entries were computed by multiplying the standard error (square root of sample variance) by a factor of 1.96. The 99 percent confidence interval (.01 level of significance) uses a factor of 2.58 standard errors, and the 99.9 percent confidence interval (.001 level of significance) uses a factor of 3.29 standard errors. To convert the entries in Tables A-1 and A-2 to these higher levels, it is necessary only to multiply the entries by the appropriate constant shown below (keeping in mind that any other adjustments required in the tables must also be applied):

Confidence Interval	Significance Level	Multiply Entries in Tables A-1 and A-2 by the Following:
99.0%	.01	$2.58/1.96 = 1.32$
99.9%	.001	$3.29/1.96 = 1.68$

Table B-1
Sample Sizes (Unweighted and Weighted) in Subgroups by Year

	Number of Cases																									
	Class of 1975*		Class of 1976		Class of 1977		Class of 1978		Class of 1979		Class of 1980		Class of 1981		Class of 1982		Class of 1983		Class of 1984		Class of 1985		Class of 1986		Class of 1987	
	Unwtd	Wtd	Unwtd	Wtd	Unwtd	Wtd	Unwtd	Wtd	Unwtd	Wtd	Unwtd	Wtd	Unwtd	Wtd	Unwtd	Wtd	Unwtd	Wtd	Unwtd	Wtd	Unwtd	Wtd	Unwtd	Wtd	Unwtd	Wtd
Total Sample	12627	12108	16678	15138	18436	15830	18924	18916	16662	16662	16524	16524	18267	18267	18348	18348	16947	16947	16499	16499	16502	16502	15713	15713	16843	16843
Sex:																										
Male	5799	5571	7999	7241	8449	7358	8603	8779	7889	7778	7935	7744	8775	8725	8979	8828	8106	8074	7653	7800	7620	7776	7231	7261	7843	7912
Female	6371	6100	7924	7257	9188	7850	9416	9266	8139	8232	7874	8078	8752	8865	8610	8788	8160	8227	8144	8029	8287	8164	7843	7855	8373	8340
Race:																										
White	**	**	12933	11796	13818	12240	14663	14847	13432	13299	12894	12846	13625	13985	13753	13887	12697	12806	12223	12337	12162	12291	11311	11713	12290	12478
Black	**	**	1806	1716	2500	1938	2205	2096	1617	1742	1939	2098	2495	2265	2203	2080	2191	2067	2281	2244	2195	1995	1901	1649	1760	1708
Region:																										
Northeast	3014	2695	4034	3570	4760	3959	4841	4607	3926	4016	4281	3877	4269	4290	4719	4741	4130	4056	3658	3387	3615	3878	3433	3720	3875	3611
North Central	3951	3832	5098	4687	5697	4758	5576	5411	5385	4874	4340	4873	5069	5484	5223	5383	4245	4784	4018	4612	4612	4516	4392	4440	4664	4489
South	3366	3857	4177	4597	4908	4820	5566	6292	4713	5055	4667	5049	5513	5600	5191	5551	5522	5434	5726	5568	5263	5028	4910	4855	5035	5431
West	2296	1724	3369	2284	3071	2294	2941	2605	2638	2717	3236	2726	3416	2893	3215	2672	3050	2673	3097	2932	3012	3079	2978	2698	3269	3313
College Plans:																										
Complete 4 yrs.	**	**	7963	6994	8933	7407	9264	8844	8571	8203	9191	8658	10256	9878	9851	9360	9342	9062	9114	9103	9592	9448	9655	9291	10791	10465
None or under 4 yrs.	**	**	7179	6877	7764	7048	7857	8413	6715	7063	5995	6578	6486	7008	6971	7507	6214	6555	6002	6124	5588	5770	4855	5277	4737	5135
Illicit Drug Use:																										
None	4329	4400	6532	6091	6672	5878	6400	6595	5426	5654	5322	5591	5954	6148	6157	6328	6001	6082	6124	6199	6401	6412	6491	6535	7035	7188
Marijuana only	2044	1894	3950	3457	4955	4050	5354	5214	4756	4610	4480	4357	4313	4179	4127	4040	3657	3599	3585	3529	3541	3449	3228	3125	3569	3514
Few pills	1163	1113	1942	1736	2173	1813	2329	2304	2171	2168	2150	2104	2297	2306	2449	2439	2308	2315	2198	2196	2228	2264	2147	2223	2138	2142
More pills	2157	1989	3427	2987	3857	3266	3906	3885	3622	3543	3873	3760	4972	4925	4896	4839	4333	4306	3946	3936	3737	3802	3261	3264	3501	3410
Any heroin	231	216	319	268	321	280	289	302	193	186	186	180	183	189	212	210	210	206	206	207	196	193	160	161	189	203

NOTE: The sample sizes for questions on a single form are approximately one-fifth of the Ns given above for 1975-88 and one-sixth of the Ns given above for 1989 and later.

*The number of cases shown for 1975 is based on Forms 2 through 5 only, because the data from Form 1 are intentionally not included in tabulations based on drug and demographic items that appeared in all forms.

**Missing data problems were severe for race and college plans in 1975; accordingly, these data have been excluded from all tables in the 1975 report.

Table B-1 (continued)

	Number of Cases																							
	Class of 1988		Class of 1989		Class of 1990		Class of 1991		Class of 1992		Class of 1993		Class of 1994		Class of 1995		Class of 1996		Class of 1997		Class of 1998		Class of 1999	
	Unwtd	Wtd	Unwtd	Wtd	Unwtd	Wtd	Unwtd	Wtd	Unwtd	Wtd	Unwtd	Wtd	Unwtd	Wtd	Unwtd	Wtd	Unwtd	Wtd	Unwtd	Wtd	Unwtd	Wtd	Unwtd	Wtd
Total Sample	16795	16795	17142	17142	15676	15676	15483	15483	16251	16251	16763	16763	15929	15929	15876	15876	14823	14823	15963	15963	15780	15780	14056	14056
Sex:																								
Male	8039	7861	8387	8156	7799	7862	7625	7617	7428	7582	7484	7708	7015	7095	7211	7293	6687	6806	7215	7269	7105	7286	6410	6485
Female	8170	8342	8223	8471	7280	7241	7233	7277	8114	8053	8459	8310	8104	8075	7935	7891	7334	7261	7781	7793	7798	7618	6901	6804
Race:																								
White	12011	12051	12235	12250	11191	11410	10222	10754	10721	11029	10985	11274	10473	10786	10744	11012	9133	9890	9434	10210	9781	10280	9180	9499
Black	2156	2063	2074	2038	1567	1614	1951	1757	2527	2244	2249	2045	1789	1761	1771	1693	2221	1719	2420	2001	1947	1885	1793	1692
Region:																								
Northeast	3706	3348	3728	3305	3225	3358	3321	2862	3462	2887	3278	2848	3073	2807	3358	2881	4032	3122	3940	3405	3358	2952	3012	2572
North																								
Central	4892	4435	4352	4589	4125	4284	4184	4089	4711	4529	4667	4717	4002	4124	3476	4380	3132	3878	3639	4249	3535	3948	3352	3668
South	4712	5753	5599	6255	4946	5262	4773	5330	5105	5787	4937	5902	5166	5861	6069	5593	5146	5345	5704	5469	5682	5928	5108	5108
West	3485	3260	3463	2992	3380	2773	3205	3202	2973	3048	3881	3296	3688	3138	2973	3022	2513	2479	2680	2839	3205	2952	2584	2708
College Plans:																								
Complete																								
4 yrs.	11118	10774	11357	11108	10461	10245	10524	10402	11445	11339	11832	11731	11460	11226	11605	11396	10740	10954	11347	11226	11499	11260	10550	10344
None or under 4 yrs.	4464	4822	4560	4889	4075	4332	3879	4089	3513	3813	3491	3780	3221	3542	3043	3351	2825	2746	3094	3342	2891	3157	2570	2848
Illicit Drug Use:																								
None	7411	7606	8195	8253	7916	8006	8443	8464	9393	9441	9272	9373	8260	8395	7890	7996	6996	7101	7121	7054	7008	7024	6196	6206
Marijuana only	3688	3605	3458	3374	2975	2901	2724	2657	2578	2523	2834	2720	3001	2863	3329	3255	3402	3254	3868	3835	3865	3818	3555	3483
Few pills	2131	2133	2071	2057	1857	1872	1714	1742	1698	1757	1776	1829	1734	1762	1731	1756	1564	1654	1711	1708	1693	1710	1461	1467
More pills	3001	2896	2832	2889	2390	2380	2085	2128	1975	1974	2252	2281	2248	2259	2273	2247	2142	2149	2420	2532	2419	2443	2189	2252
Any heroin	186	186	224	222	185	194	141	141	184	199	185	187	188	185	259	250	264	263	315	320	299	301	282	283

NOTE: The sample sizes for questions on a single form are approximately one-fifth of the Ns given above for 1975-88 and one-sixth of the Ns given above for 1989 and later.

Computing Means and Their Confidence Intervals. Many of the questionnaire items included in this volume have ordinal response scales (e.g., agree, mostly agree, neither, mostly disagree, disagree), and it is often the case that a survey analyst will be willing to treat such scales as if they involved equal intervals. In such cases, means and standard deviations are more “efficient” in their use of information than are dichotomies that yield a single percentage or a pair of percentages (e.g., those who respond “agree” or “mostly agree” vs. all others). It is a relatively straightforward matter to compute means and standard deviations for the total sample or any of the subgroups treated in this volume. The problem, then, is to be able to specify confidence intervals for the means or for the differences between pairs of means. In the case of simple random samples, one needs only the means, standard deviations (or variances), and numbers of cases in order to compute confidence intervals. But in complex samples such as the present one, it is also necessary to take account of design effects. If an estimate of design effect is available, one of the simplest procedures to follow is to divide the actual numbers of cases by the design effect (thereby “depreciating” the actual number to its equivalent value in simple random sample terms) and then employ the standard statistical procedures that have been developed for application to simple random samples. Thus, for example, if the design effect (DEFF) for a sample of 18,000 were 4, then one could divide the 18,000 by 4 and the result, 4,500, could be entered as the value of “*N*” in statistical tables and formulas designed for use with simple random samples. To take another example, if one were comparing means based on two subgroups, each involving about 9,000 cases, and if the DEFF (for both subgroups) was 2, then one could compute the significance of the difference between the two means as if the *N* for each group were 4,500 (i.e., 9,000 divided by 2).

In short, the strategy involves dividing the actual number of cases by the appropriate DEFF in order to get a “simple random sampling equivalent *N*” or, more simply, an “effective *N*” for use in statistical procedures designed for random samples.

Design Effects for Use in Computing “Effective *N*s.” In order to employ the strategy outlined

above, one must have estimates of design effects that are judged to be appropriate for one’s purposes. In the case of means based on the percentages reported in this volume, we are confident (based on personal communications with Kish) that it is appropriate to use the same DEFF values as were used in developing Tables A-1 and A-2. For other, more complex statistics, we cannot make the same assertion, although it is generally the case that design effects for such statistics are not larger than those for means and percentages (Frankel, 1971; Kish and Frankel, 1970).

In Table B-2 we provide guidelines for computing DEFF values for single percentages (or means) and for differences between two percentages (or means). For reasons discussed elsewhere in this appendix, we must provide for different (and somewhat higher) DEFFs for “segregated” subgroups (regional subgroups and sometimes also blacks) and for trends over two or more years (in contrast to one-year trends). And in all instances, of course, the DEFF values are very much influenced by the average size of sampling clusters, which is always dependent on the number of cases (*N*). Accordingly, all of the design effect formulas in Table B-2 require computations that take account of *N*. (It should also be noted that the formulas in Table B-2 correspond exactly to the values of design effects and adjustment factors used in Tables A-1 and A-2 in Appendix A.)

A Concluding Note. In their very useful paper dealing with sampling errors for fertility surveys, Kish et al. (1976) commented that some of the methods they used “emerged after several false starts.” They went on to say that the volume and diversity of the data they were dealing with “presented new challenges and opportunities.” And they added, “Our methods are subject to further developments and modifications, and we invite participation and suggestions” (p. 10). Our own attempts to apply the methods of Kish and his colleagues to the data reported in this volume have been challenged by the diversity of the data, have involved several false starts, and, we hope, are subject to further developments and modifications. We invite readers to offer their suggestions, and we also encourage readers to inquire about further work that we and/or others may carry out during the coming months and years.

Table B-2
Guidelines for Computing Design Effects (DEFFs) for
Percentages and Means Derived from Monitoring the Future Samples

Definitions	
DEFF (design effect) = $\frac{\text{estimated sampling variance}}{\text{expected sampling variance from simple random sample with same number of elements}}$	
N = number of respondents on whom a single percentage or mean is based	
$\bar{N} = 2N_1N_2/(N_1 + N_2)$, for use in comparisons of two percentages or means, based on two groups of sizes N_1 and N_2	
Design Effect Formulas	
1. For single percentages or means involving . . .	
a. Regional subgroups or blacks	
DEFF for single-form data	$(1.3 + 0.00015N)(1.21)$
DEFF for five-form data	$(1.3 + 0.00015N)(1.78)$
b. All other subgroups or total sample	
DEFF for single-form or five-form data	$1.3 + 0.00015N$
2. For comparisons between . . .	
a. Any two regions	
DEFF for single-form data	$(1.3 + 0.000075 \bar{N})(1.32)$
DEFF for five-form data	$(1.3 + 0.000075 \bar{N})(2.25)$
b. Blacks and whites	
DEFF for single-form data	$1.3 + 0.000075 \bar{N}$
DEFF for five-form data	$(1.3 + 0.000075 \bar{N})(1.56)$
c. Genders, college plans groups, or any two "drug use" subgroups	
DEFF for single-form or five-form data	$1.3 + 0.000075 \bar{N}$
3. For one-year trends involving . . .	
a. Any region	
DEFF for single-form data	$1.3 + 0.000075 \bar{N}$
DEFF for five-form data	$(1.3 + 0.000075 \bar{N})(1.56)$
b. All other subgroups or total sample	
DEFF for single-form or five-form data	$1.3 + 0.000075 \bar{N}$
4. For trends over two or more years involving . . .	
a. Any region	
DEFF for single-form data	$1.3 + 0.000075 \bar{N}$
DEFF for five-form data	$(1.3 + 0.000075 \bar{N})(1.82)$
b. All other subgroups or total sample	
DEFF for single-form data	$1.3 + 0.000075 \bar{N}$
DEFF for five-form data	$(1.3 + 0.000075 \bar{N})(1.32)$

Appendix C

Questionnaire Covers, Instructions, and Sample Page



This questionnaire is part of a nationwide study of high school seniors, conducted each year by the University of Michigan's Institute for Social Research. The questions ask your opinions about a number of things--the way things are now and the way you think they ought to be in the future. In a sense, many of your answers on the questionnaire will count as "votes" on a wide range of important issues.

If this study is to be helpful, it is important that you answer each question as thoughtfully and frankly as possible. All your answers will be kept strictly confidential, and will never be seen by anyone who knows you.

This study is completely voluntary. If there is any question that you or your parents would find objectionable for any reason, just leave it blank.

In a few months, we would like to mail each of you a summary of the nationwide results from the study. Also, in about a year we would like to mail another questionnaire to some of you, asking how your plans have worked out and what's happening in your lives.

In order to include you in the mailings, we ask for your name and address on a special form at the end of this questionnaire. This form is to be torn out and handed in separately. Once the address form and the questionnaire have been separated, there is no way they can be matched again, except by using a special computer tap at the University of Michigan. The only purpose for that tape is to match a follow-up questionnaire with this one.

Other seniors have said that these questionnaires are very interesting and that they enjoy filling them out. We hope you will too. Be sure to read the instructions on the other side of this cover page before you begin to answer. Thank you very much for being an important part of this project.

INSTITUTE FOR SOCIAL RESEARCH
THE UNIVERSITY OF MICHIGAN
ANN ARBOR, MICHIGAN

INSTRUCTIONS

1. This is not a test, so there are no right or wrong answers; we would like you to work fairly quickly, so that you can finish.
2. All of the questions should be answered by marking one of the answer spaces. If you don't always find an answer that fits exactly, use the one that comes closest. If any question does not apply to you, or you are not sure of what it means, just leave it blank.
3. Your answers will be read automatically by a machine called an optical mark reader. Please follow these instructions carefully:
 - Use only the black lead pencil you have been given
 - Make heavy black marks inside the circles.
 - Erase cleanly any answer you wish to change.
 - Make no other markings or comments on the answer pages, since they interfere with the automatic reading. (If you want to add a comment about any question, please use the space provided below.)

These kinds of markings
will work: ● ● ●

These kinds of markings
will NOT work: ○ ● ○

(THIS SPACE FOR WRITTEN COMMENTS)

WHY YOUR NAME AND ADDRESS?

As we told you earlier, we'd like to send you a summary of the nationwide results of the present study, and in about a year we want to mail a shorter questionnaire to some of you. In order to include you in these follow-ups, we would like to have an address where information will be sure to reach you during the coming year.

HOW IS CONFIDENTIALITY PROTECTED?

- The information on this page will be used ONLY for mailing, and will always be kept separate from your answers. A special Grant of Confidentiality from the U.S. government protects all information gathered in the research project.
- The questionnaire and address pages will be collected separately, sealed immediately in separate envelopes, and sent to two different sites for processing.
- Once a questionnaire and address page have been separated, there is no way they can be matched, except by using a special computer tape at the University of Michigan. That tape contains the two DIFFERENT numbers that appear on the back of this questionnaire. These numbers will be used ONLY to match a follow-up questionnaire with this one.

Before filling out this address page, please separate it from the rest of the questionnaire by FOLDING ALONG THE PERFORATED LINE AND TEARING CAREFULLY.

Please PRINT your name and the address where you can most likely be reached during the coming year.

Mr. _____
Miss _____
Ms. FIRST NAME INITIAL LAST NAME
Mrs. _____
STREET _____
CITY _____
STATE _____
TELEPHONE NO. () - _____
AREA

In case we should have trouble getting mail to you, if you move, please PRINT the name and address of one other person (with a different address than your own) who will know where to reach you in the future. (Examples of such a person: aunt or uncle, older sister or brother, or close friend.)

Mr. _____
Miss _____
Ms. FIRST NAME INITIAL LAST NAME
Mrs. _____
STREET _____
CITY _____
STATE _____
TELEPHONE NO. () - _____
AREA

THANK YOU AGAIN FOR YOUR HELP

PART A

* BEFORE BEGINNING BE SURE YOU HAVE
READ THE INSTRUCTIONS ON THE COVER.

1. Taking all things together, how would you say things are these days—would you say you're very happy, pretty happy, or not too happy these days?

- ③ Very happy
② Pretty happy
① Not too happy

2. Some people think a lot about the social problems of the nation and the world, and about how they might be solved. Others spend little time thinking about these issues. How much do you think about such things?

- ① Never
② Seldom
③ Sometimes
④ Quite often
⑤ A great deal

3. Of all the problems facing the nation today, how often do you worry about each of the following? (Mark one circle for each line.)

- | | Never | Seldom | Sometimes | Often |
|--|-------|--------|-----------|-------|
| a. Chance of nuclear war | ① | ② | ③ | ④ |
| b. Population growth | ① | ② | ③ | ④ |
| c. Crime and violence | ① | ② | ③ | ④ |
| d. Pollution | ① | ② | ③ | ④ |
| e. Energy shortages | ① | ② | ③ | ④ |
| f. Race relations | ① | ② | ③ | ④ |
| g. Hunger and poverty | ① | ② | ③ | ④ |
| h. Using open land for housing or industry | ① | ② | ③ | ④ |
| i. Urban decay | ① | ② | ③ | ④ |
| j. Economic problems | ① | ② | ③ | ④ |
| k. Drug abuse | ① | ② | ③ | ④ |

4. How well do you think your experiences and training (at home, school, work, etc.) have prepared you to be a good...

- | | Poorly | Not So Well | Fairly Well | Well | Very Well |
|------------------------------|--------|-------------|-------------|------|-----------|
| a. ...husband or wife? | ① | ② | ③ | ④ | ⑤ |
| b. ...parent? | ① | ② | ③ | ④ | ⑤ |
| c. ...worker on a job? | ① | ② | ③ | ④ | ⑤ |

5. Apart from the particular kind of work you want to do, how would you rate each of the following settings as a place to work? (Mark one circle for each line.)

- | | Not At All Acceptable | Somewhat Acceptable | Acceptable | Desirable |
|--|-----------------------|---------------------|------------|-----------|
| a. Working in a large corporation | ① | ② | ③ | ④ |
| b. Working in a small business | ① | ② | ③ | ④ |
| c. Working in a government agency | ① | ② | ③ | ④ |
| d. Working in the military service | ① | ② | ③ | ④ |
| e. Working in a school or university | ① | ② | ③ | ④ |
| f. Working in a police department or police agency | ① | ② | ③ | ④ |
| g. Working in a social service organization | ① | ② | ③ | ④ |
| h. Working with a small group of partners | ① | ② | ③ | ④ |
| i. Working on your own (self-employed) | ① | ② | ③ | ④ |

6. If you were to get enough money to live as comfortably as you'd like for the rest of your life, would you want to work?

- ① I would want to work
② I would not want to work

References

- Adelson, J. (1970, January 18). What generation gap? *New York Times Magazine*, pp. 1–11.
- Adelson, J. (1979, February). Adolescence and the generation gap. *Psychology Today*, pp. 33–37.
- Bachman, J. G., & Johnston, L. D. (1978). *The Monitoring the Future project design and procedures* (Occasional Paper No. 1). Ann Arbor: Institute for Social Research, The University of Michigan.
- Bachman, J. G., Johnston, L. D., & O'Malley, P. M. (1996). *The Monitoring the Future project after twenty-two years: Design and procedures* (Occasional Paper No. 38). Ann Arbor: Institute for Social Research, The University of Michigan.
- Bachman, J. G., & O'Malley, P. M. (1981). When four months equal a year: Inconsistencies in students' reports of drug use. *Public Opinion Quarterly*, 45, 536–48.
- Bachman, J. G., & O'Malley, P. M. (1984). Yea-saying, nay-saying, and going to extremes: Are black-white differences in survey results due to response styles? *Public Opinion Quarterly*, 48, 409–27.
- Bachman, J. G., O'Malley, P. M., & Johnston, J. (1978). *Youth in transition: Vol. 6. Adolescence to adulthood—a study of change and stability in the lives of young men*. Ann Arbor: Institute for Social Research, The University of Michigan.
- Bachman, J. G., Wallace, J. M., Jr., O'Malley, P. M., Johnston, L. D., Kurth, C. L., & Neighbors, H. W. (1991). Racial/ethnic differences in smoking, drinking, and illicit drug use among American high school seniors, 1976–1989. *American Journal of Public Health*, 81, 372–77.
- Frankel, M. R. (1971). *Inference from survey samples: An empirical investigation*. Ann Arbor: Institute for Social Research, The University of Michigan.
- Hays, W. L. (1973). *Statistics for the social sciences* (2nd ed.). New York: Holt, Rinehart, & Winston.
- Johnston, L. D. (1973). *Drugs and American youth*. Ann Arbor: Institute for Social Research, The University of Michigan.
- Johnston, L. D., Bachman, J. G., & O'Malley, P. M. (1977). *Drug use among American high school students, 1975–1977*. Washington, D.C.: National Institute on Drug Abuse.
- Johnston, L. D., Bachman, J. G., & O'Malley, P. M. (1979). *Drugs and the class of 1978: Behaviors, attitudes, and recent national trends..* Washington, D.C.: National Institute on Drug Abuse.
- Johnston, L. D., Bachman, J. G., & O'Malley, P. M. (1982). *Student drug use in America, 1975–1981*. Washington, D.C.: National Institute on Drug Abuse.
- Johnston, L. D., O'Malley, P. M., & Bachman, J. G. (1984). *Drugs and American high school students, 1975–1983*. Washington, D.C.: National Institute on Drug Abuse.
- Johnston, L. D., O'Malley, P. M., & Bachman, J. G. (2000). *National survey results on drug use from the Monitoring the Future study, 1975–1999: Vol. 1. Secondary school students*. Washington, D.C.: National Institute on Drug Abuse.
- Johnston, L. D., O'Malley, P. M., Schulenberg, J., & Bachman, J. G. (1996). *The aims and objectives of the Monitoring the Future study and progress toward fulfilling them* (Occasional Paper No. 34). Ann Arbor: Institute for Social Research, The University of Michigan.
- Kish, L. (1965). *Survey sampling*. New York: John Wiley & Sons.
- Kish, L., & Frankel, M. R. (1970). Balanced repeated replication for standard errors. *Journal of the American Statistical Association*, 65, 1071–94.
- Kish, L., Groves, R. M., & Krotki, K. P. (1976). *Sampling errors for fertility surveys* (Occasional Papers Series No. 17). Voorburg, The Netherlands: International Statistical Institute.
- U.S. Bureau of the Census. (Various years). *Current population reports* (Series P-20, Educational Attainment in the United States). Washington, D.C.: U.S. Government Printing Office.
- Wallace, J. M., Jr., & Bachman, J. G. (1991). Explaining racial/ethnic differences in adolescent drug use: The

impact of background and lifestyle. *Social Problems*, 38, 333–57.

Wallace, J. M., Jr., Bachman, J. G., O'Malley, P. M., & Johnston, L. D. (1995). Racial/ethnic differences in adolescent drug use. In G. J. Botvin, S. Schinke, & M. A. Orlandi (Eds.), *Drug abuse prevention with multiethnic youth* (pp. 59–80). Beverly Hills, CA: Sage.

Wallace, J. M., Jr., & Bachman, J. G. (1993). Validity of self-reports in student-based studies on minority populations: Issues and concerns. In M. R. De La Rosa & J. L. R. Adrados (Eds.), *Drug abuse among minority youth: Advances in research and methodology* (NIDA Research Monograph No. 130, pp. 167–200). Washington, D.C.: U.S. Government Printing Office.