

monitoring the future

**questionnaire responses from the
nation's high school seniors**

1999

Lloyd D. Johnston, Jerald G. Bachman, and
Patrick M. O'Malley

monitoring the future

**questionnaire responses from the
nation's high school seniors**

1999

Jerald G. Bachman, Lloyd D. Johnston, and
Patrick M. O'Malley

Survey Research Center • Institute for Social Research
The University of Michigan
Ann Arbor, Michigan

ISSN 0190-9185

ISBN 0-87944-402-9

Library of Congress Catalog Card Number 79-640937

Copyright 2001 by the University of Michigan,
All rights reserved

Published in 2001 by:
Institute for Social Research,
The University of Michigan, Ann Arbor, Michigan

6 5 4 3 2 1

Printed in the United States of America

Table of Contents

Preface	v
Purposes of This Series of Publications	v
A Guide for the Reader	vi
Availability of Archived Data	vii
Other Publications from the Study	vii
Acknowledgments	viii
Introduction	1
The Need for Social Indicators	2
Research Design and Procedures	2
Reasons for Focusing on High School Seniors	2
Sampling Procedures	3
School Recruiting Procedures	4
Advance Contact with Teachers and Students	4
Questionnaire Administrations	5
Procedures for Protecting Confidentiality	5
Content Areas and Questionnaire Design	5
Representativeness and Validity	7
School Participation	7
Student Participation	7
Validity of Self-Report Data	7
Accuracy of the Sample	8
Consistency and the Measurements of Trends	8
Caveats to the Users of the Data	8
Estimation of Sampling Errors	8
Subgroup Definitions	9
Missing Data Notes	9
Characterizing Heroin Users	9
Interpreting Racial Differences	10
A Note on the Questions about Amphetamine Use	12
A Note on the Questions about Alcohol Use	12
Descriptive Results	13
Introduction to the Table Format and Conventions	13
Definitions of Column Headings	13
Table Contents	14
Questionnaire Forms 1 through 6	16
Section C (All Forms): Demographic Variables, Family Background, etc.	16
Section B (All Forms): Drug Use	24
Questionnaire Form 1	36
Section A	36

Section B (Detailed Drug Use)	46
Section D	86
Questionnaire Form 2	96
Section A	96
Section D	110
Section E	116
Questionnaire Form 3	129
Section A	129
Section B	144
Section D	144
Section E	148
Questionnaire Form 4	158
Section A	158
Section B	171
Section D	172
Section E	180
Questionnaire Form 5	186
Section A	186
Section D	200
Section E	206
Questionnaire Form 6	217
Section A	217
Section B	228
Section D	233
Cross-Time Index of Questionnaire Items, 1975–1999	249
Introduction to the Indexing Conventions	249
Definitions of Column Headings	249
Question Index	258
Appendices	351
Appendix A: Sampling Error Estimates and Tables	351
Appendix B: Procedures Used to Derive Design Effects and Sampling Errors	361
Appendix C: Questionnaire Covers, Instructions, and Sample Page	373
References	377
Tables	
Table 1: Sample Sizes and Student Response Rates	4
Table 2: Measurement Content Areas	6
Table 3: Subject Area Key	252
Table A-1: Confidence Intervals (95% Level) around Percentage Values	355
Table A-2: Confidence Intervals for Differences between Two Percentages (95% Confidence Level)	357
Table B-1: Sample Sizes (Unweighted and Weighted) in Subgroups by Year	369
Table B-2: Guidelines for Computing Design Effects (DEFFs) for Percentages and Means Derived from Monitoring the Future Samples	372
Figures	
Figure 1: Guide to Table Format	15
Figure 2: Guide to Cross-Time Index	251
Figure B-1: Design Effects for Single Percentages	366
Figure B-2: Design Effects for Differences Between Percentages	367

Preface

This volume is the latest in a series that presents descriptive statistical results from a national survey of young people entitled *Monitoring the Future: A Continuing Study of the Lifestyles and Values of Youth*. Each year, the study surveys a large sample of high school seniors, located in approximately 130 schools nationwide and drawn to be representative of all seniors in the coterminous United States.

The first four volumes in this series, dealing with the high school classes of 1975, 1976, 1977, and 1978, were published simultaneously early in 1980. Additional volumes appear on an annual basis. The most important contribution of this series is likely to be the opportunity it provides for the exploration of trends, a process that obviously involves the use of several different volumes. With that in mind, we have kept the format highly consistent from one volume to another, and we have developed an index (described below) that should facilitate the process of matching data across years. It should be noted that the volume presenting 1975 data is different from the others in several respects.*

Although we designed the volumes to fit together as a series, we also saw distinct advantages in having each volume able to stand alone—to be usable without reference to any of the others. For that reason, the introductory material on research design and questionnaire content, the instructions for accessing the data tables, and the appendices on sampling errors are all included in each volume. Thus, the small price we pay for making each volume self-contained is that much of the text portion is repeated each year.

Purposes of This Series of Publications

Monitoring the Future, which is conducted by the University of Michigan's Institute for Social Re-

search and receives its core funding from the National Institute on Drug Abuse, is an unusually comprehensive research project in several respects: surveys are conducted annually on an ongoing basis; the samples are large and nationally representative; and the subject matter is very broad, encompassing some 1,400 variables per year. Many people—scholars, policy makers, educators, and so on—will have an interest in the results.

The principal investigators are already writing for a number of these audiences and will continue to do so. Because of the limitations in our own time, interests, and expertise, however, there is an enormous amount of valuable information that may never be utilized if the initiative to digest and disseminate all of it must come from us alone. Further, since the project is in part a social indicator series, its value rests to a considerable degree on *timely* dissemination of the results. For these reasons, we wish to share the study's results with others in a number of fields on a rapid and regular basis. We have chosen to provide two major and complementary vehicles for doing this: (a) these annual reference volumes of descriptive results and (b) machine-readable data archives for direct analysis by others.

We believe that many potential users who would not mount the effort required to conduct computer analyses of archived data will be able to get most of what they want from these volumes of descriptive results. The user of any one of these volumes can estimate—usually with considerable accuracy—a wide variety of characteristics of the high school class described in that volume. To take just one example, the user of the 1994 volume can ascertain that 30.7 percent of seniors in the high school class of 1994 reported using marijuana at least once during the preceding year. Further, by utilizing

*The 1975 volume does not include comparison data for African American and white subgroups, nor does it include data for the subgroups who did and did not plan to complete four years of college. Also, somewhat fewer questionnaire items appear than in the other volumes. These restrictions are the result primarily of missing data problems that occurred only in the 1975 survey. In most respects, however, those seeking to compare different classes of high school seniors will find the 1975 data useful.

two or more of these volumes, the reader can describe recent trends in any such characteristic. To continue with the same example, the volume describing the high school class of 1975 indicates that 40.0 percent of these seniors reported marijuana use during the preceding year; and when that is combined with the data from the intervening years, the reader is able to discern a steady increase between 1975 and 1979 (50.8 percent of that class reported having used marijuana at least once in the preceding year) and a subsequent steady decrease, through 1992, to below the 1975 level. Between 1992 and 1997, there were increases in marijuana use, followed by a decrease in 1998. The figures for the years 1975 to 1999 are:

<u>%</u>	<u>%</u>	<u>%</u>	<u>%</u>
1975 40.0	1982 44.3	1989 29.6	1996 35.8
1976 44.5	1983 42.3	1990 27.0	1997 38.5
1977 47.6	1984 40.0	1991 23.9	1998 37.5
1978 50.2	1985 40.6	1992 21.9	1999 37.8
1979 50.8	1986 38.8	1993 26.0	
1980 48.8	1987 36.3	1994 30.7	
1981 46.1	1988 33.1	1995 34.7	

A similar examination of trends can be carried out for nearly 1,400 different variables dealing with a wide variety of subject areas (listed in Table 2 of the Introduction). A simple indexing system (described below) has been developed that makes it quite straightforward for the reader wishing to do trend analyses to locate the results for a given question for any year of the study. The index in the present volume lists the location of all items included in the surveys from 1976 onward, as well as most items included in 1975.

Analyses such as those illustrated above need not be limited to the total sample. The data provided in these volumes also permit examination of a variety of subgroups (e.g., males, females, those from different regions, and those with different levels of drug use experience).

We recognize that providing ready access to essentially undigested data carries certain risks, particularly the risk of mistaken interpretations based on inadequate controls, lack of awareness of sample limitations, etc. More than offsetting the risks, in our view, are the advantages of prompt and widespread dissemination of these nationally representative survey indicator data. Although we are unable to eliminate the risks, we hope to reduce them by providing the reader with an extensive list

of caveats presented at the end of the Introduction section. We ask all who use the data to read these caveats carefully and take them seriously.

A Guide for the Reader

This volume is divided into three main parts: (1) the introductory section, (2) the section giving the descriptive results from the current year's survey, and (3) the cross-time item reference index.

Introductory Section. The introduction contains a description of the study—its purposes, major content areas, design, field procedures, response rates, and methods of publication and data dissemination. Since most of this material remains unchanged from year to year, anyone having read another of the volumes may wish to skim this section. We do, however, suggest reviewing the caveats, located at the end of the introductory section, which deal with interpreting and extrapolating from these data.

Descriptive Results Section. In this section, all questions contained in this year's survey are presented along with percentagized frequency distributions of answers for the entire sample and for selected subgroups. The questions in this section are organized according to the number of the questionnaire form in which they were contained (Forms 1 through 5 in 1975–88 and Forms 1 through 6 in 1989 on) and according to the order in which the questions occurred. There is one important exception, however. A major segment of questions common to all forms of the questionnaire (dealing with drug use, background characteristics, and some other subjects) is presented only once, at the beginning of the Descriptive Results section, using the data from respondents on all forms.

The first portion of the Descriptive Results section contains detailed definitions of all subgroups for whom data are presented. It also describes the statistical conventions used in generating the tables.

Cross-Time Index of Questionnaire Items. Beginning with the 1982 volume, this index is ordered by subject area. (It was ordered by item reference number prior to 1982.) The index is intended to serve two purposes.

First, it should be useful in locating items dealing with a subject area of interest. The subject area key at the beginning of the cross-time item index shows the alphabetical code assigned to various subject areas (e.g., "politics" or "work and leisure").

Having selected a subject area of interest, one can then go to that section of the index to locate all questions in any of the surveys that deal with that subject. (The procedure is slightly different in volumes prior to 1982, as described in those volumes.) To locate the results for any given question in this volume, simply look in column two of the item index for its page location.

The cross-time index can also be used to determine in which other years an item was used and where to locate it. If, in reviewing the Descriptive Results section, one locates an interesting item and would like to know in which of the other annual surveys of seniors it has appeared, it may be found in the cross-time index by the unique "item reference number" within the relevant subject area. The index will indicate all years in which that same item appeared and show the questionnaire form, section, and item number for each year. This information thus can be used to decide which other volumes in this series might be of relevance; and the same item may be readily located by its reference number in the index of any other volume prior to the 1982 volume and by its subject area and reference number in any volume from 1982 on.

Sampling Appendices. Appendix A is provided for those wishing to determine the confidence limits around a percentage estimate, to test the statistical significance of an observed difference between two groups, or to test the significance of a change from one year to another. It gives the necessary procedures and tables for such tests and provides the appropriate factors by which to correct for the fact that the study makes use of a multi-stage probability sample clustered in a limited number of schools (usually about 130). Appendix B provides further detail on sample design effects and the procedures that were used to derive the sampling error estimates.

Availability of Archived Data

As was mentioned earlier, this series of volumes is complemented by an archiving of the raw data set for direct analysis by others not associated with the project. The present volumes should be a considerable help to those wishing to access the archived data since they provide a verbatim statement of items and answer categories and, also, because they include basic univariate and bivariate frequency distributions for all items, as well as the

missing data rates. The cross-time index of items contained in each of these volumes also provides an efficient way to identify the relevant variables in various content areas, as well as to determine when they were measured and their questionnaire locations. In fact, we hope that the availability of this series will not only facilitate the use of the archived data but actually stimulate interest in their use.

The individual-level data that are summarized in this and previous volumes are available from:

The Inter-university Consortium for Political and Social Research (ICPSR)
Institute for Social Research
P.O. Box 1248
Ann Arbor, MI 48106-1248

The ICPSR archive makes individual-level data available to interested investigators for analysis. A few variables have been modified or deleted to ensure that the answers of an individual respondent cannot be located through pattern recognition (i.e., using various descriptor variables in combination to make a unique identification). The changed or deleted variables include month of birth, race, and the sampling weight, which adjusts for selection probability.

Other Publications from the Study

A number of different forms of publications based on Monitoring the Future data have been developed or are being planned. One series of reports, dealing with trends in drug use and drug-related attitudes and beliefs, is being published by the National Institute on Drug Abuse. The first report in that series, *Drug Use among American High School Students, 1975-1977* (Johnston, Bachman, and O'Malley), was published in late 1977. Subsequent reports have been issued annually.* The most recent two-volume report in this series is *National Survey Results on Drug Use from the Monitoring the Future Study, 1975-1999* (Johnston, O'Malley, and Bachman). An occasional paper series has been launched by the project. It includes papers on design and methodological issues as well as special substantive analyses and early, and sometimes more detailed, drafts of articles planned for journal publication. Occasional Paper No. 38, "The Monitoring the Future Project after 22 Years: Design and Procedures" (Bachman, Johnston, and O'Malley, 1996), provides a detailed description of

*Single copies of these reports may be ordered without cost from the National Clearinghouse for Drug Abuse Information, P.O. Box 2345, Rockville, MD 20847-2345, 1-800-729-6686, e-mail info@health.org.

the study and its underlying rationale; Occasional Paper No. 34, "Aims and Objectives of the Monitoring the Future Study" (Johnston, O'Malley, Schulenberg, and Bachman, 1996) provides a description of the study's objectives.

The present series of reference volumes is being published by the Institute for Social Research. A new volume will be added to this series each year.

To request particular papers, reprints, or periodic notification of publications available from the study, write to:

Monitoring the Future, Room 2311
Institute for Social Research
P.O. Box 1248
The University of Michigan
Ann Arbor, Michigan 48106-1248
www.monitoringthefuture.org

Acknowledgments

A great many people have contributed to the launching and development of this research effort. We are indebted to a number of officials of the National Institute on Drug Abuse and the Special Action Office for Drug Abuse Prevention for their encouragement and advice at the outset—in particular, Richard Bucher, Robert DuPont, William Pollin, and Louise Richards.

Our colleagues at the Institute for Social Research and elsewhere, who shared their insights, and often their most cherished instrumentation, are too numerous to mention; but their contributions are greatly appreciated. To the former director of the Survey Research Center's Sampling Section, Irene Hess, and to her colleagues and her successor, Steven Heeringa, we owe a particular debt for the creativity of the sampling design for the study. The contributions of the SRC Field Section also have been very valuable.

Major contributions to the production of this particular volume were made by staff members Ginger Maggio, Jerome Hiniker, Jane Stanton, and Adam Burke.

The present and former members of the project staff (listed below) have, of course, contributed greatly to the building of this large and complex research series.

Finally, we would like to acknowledge the tens of thousands of high school seniors, their teachers, and their principals, whose cooperation and generous contributions of time make the Monitoring the Future project possible.

Jerald G. Bachman
Lloyd D. Johnston
Patrick M. O'Malley

Present and Former Members of the Project Staff

Donna Ando
Margaret Bailey
Dawn Bare
Ellen Berger
Mary Lou Bewley
Katherine Blatt
Mary Lea Bonucchi
Katheryn Boris
Patty Bradley
Jonathan Brenner
Philip Brenner
Marcy Breslow
Alison Bryant
Joyce Buchanan
Susan Burek
Adam Burke
Amy Corning
Elaine Cousino
William Cross
Mary Danneffell-
Mashruwala
Mary Lou Davis
Laura Decker
Mary Dempsy
William Diedrich
Robert Doljanac
Karen Donahue
Leslie Eveland
Halford Fairchild

Maureen Ferrell
Marjorie Fisher
Michael Fisher
Tyrone Forman
Randy Franzoi
Peter Freedman-Doan
Henry Freeman
Walter Gruhn
John Haeussler
Lana Harrison
Tanya Hart
James Hersey
A. Regula Herzog
Jerome Hiniker
Renee Hinkle-De Groot
Ann Impens
Jane Jibson
Pamela Kittel
Mark Krell
Zenon Kuzmyn
Karl Landis
Carol Larsen
Sally Lawson
Sharon Leech
W. Christopher Lenhardt
Margaret Libsch
Jeannette Lim
Ludmilla Litus
Jinyun Liu

A. Katheryn Loker
Regina Lumbard
Mary Lutz
Ginger Maggio
Oksana Malanchuk
Gloria Martinez
Wayne McCulloch
Timothy McDaniel
Joan McGraw
John Miller
Joy Miskowski
Caroline Mohai
Marion Morse
Jordana Muroff
Lisa Nagy
Jim Neveaux
Jeffrey Nicholls
Brian O'Keefe
Karl Palachuk
Dorothy Paulette
Susan Pauls
Timothy Perry
Crystal Pickett
Sharon Pietila
Joseph Pleck
Deborah Poinier
Judith Redmond
Barbara Renaud
Nicole Ridenour

Willard Rodgers
Don Rubinstein
Susan Saavedra
Deborah Safron
Maria Sanchez
John Schulenberg
Amy Schulz
Victor Sellinger
Tina Smith
Jane Stanton
Scott Tarry
Ann Taylor
Richard Taylor
Lynda Tolen
Lorel Vidlund
Katherine Wadsworth
John Wallace
Chuck Westrin
Marla Weyher
Kris Wiggins
Deborah Willis
Sandra Wronski
Thelma Wurzelbacher
Sheri Wynn
Shelly Yee
Daniel Zahs

Introduction

The Monitoring the Future project is designed to explore changes in many important values, behaviors, and lifestyle orientations of contemporary American youth. Two general types of tasks may be distinguished. The first is to provide a systematic and accurate *description* of the youth population of interest in a given year and to quantify the direction and rate of the changes taking place among them over time. The second task, more analytic than descriptive, involves the *explanation* of the relationships and trends observed to exist.

The task of description may be subdivided into three parts: (1) the description of static conditions (which may be accomplished through a single cross-sectional study); (2) the description of cross-cohort or, in longer time-spans, generational changes (usually accomplished using repeated cross-sections of the same age groups); and (3) the description of changes with aging (usually accomplished by means of longitudinal studies). The Monitoring the Future project has the capacity to provide each of these three types of descriptions, since it incorporates all three types of research design into a single study. (This complex design, in which multiple cohorts are followed longitudinally, has been referred to as a cohort-sequential design.)

The content of this volume exemplifies the first of these types of description in that it contains cross-sectional data on a single high school class. When the data in this volume are used in combination with data from other such volumes in the series, the nature, direction, and rates of change from one cohort of seniors to another also may be described—the type of reporting that is often

labeled as the social indicator approach. The third class of description—dealing with the maturational changes that occur during the years after high school—is not dealt with in this series of volumes but is reported in other publications from the study.*

The accurate characterization of American young people and the description of important changes occurring among them is but one class of objectives for the study. The second class of objectives involves the development of a greater understanding of what causes these young people to be as they are and why the changes being documented are occurring. An explanation will be sought through both the analysis of change at the aggregate level and at the individual level. The results of these explorations will be disseminated via the various publications discussed in the Preface.

The merging of the social indicator approach and the analysis of relationships (particularly longitudinal relationships) into a single cohort-sequential design is, in our view, synergistic: the effectiveness of the two approaches combined is greater than if the two were undertaken separately. Because the present series of volumes deals with senior year data only, our remarks here focus primarily on the project's social indicator contributions—the accurate description of high school seniors and the documentation of trends over time. It is worth noting, however, that even the limited amount of bivariate data included in the present volumes will suggest promising directions for relational analyses, many of which can be carried out using the archived data tapes from the project.

*Panels of students from each graduating class are randomly selected and followed longitudinally for 14 years. Thus it is possible to characterize the changes that seem to take place consistently with aging during the early adult years. Not only is longitudinal development in the years after high school being studied, but enough of these longitudinal panels have accumulated so that it is possible to characterize cross-sectionally most American young people aged 18 to 32 (at least the major segment of the population who completed high school—roughly 80-85 percent) and to describe the changing characteristics of that age group each year.

The Need for Social Indicators

The fundamental argument for developing social indicators is that there are considerable scientific and practical benefits derived from having accurate information about current social realities and the way those realities have been changing. For the scientific community, such indicators provide a rich set of information against which existing theory may be tested and from which new theory may be suggested. For the community at large, social indicators permit the "reality testing" of common perceptions and beliefs about the nation and its people. Past experience has demonstrated that widely held conceptions, which themselves may serve to create or exacerbate problems, can be most inaccurate. One example is the exaggerated popular conception of the size and nature of the "gap" between generations (see Adelson, 1970, 1979); another is the mistaken assumption that most young people condone the use of a variety of illegal drugs (Johnston, 1973; Johnston, O'Malley, and Bachman, 2000).

While deflating exaggerated perceptions, a continual monitoring of indicators on youth also can reveal the beginning of new problems and thus give rise to corrective efforts at a relatively early stage. For instance, most would view with concern the emergence of new types of drug use. Monitoring the Future documented and reported a sharp increase in regular marijuana use among high school seniors in the late 70s, and, as a result, more attention was paid to the issue by policy makers, the media, and the general public. The discovery of such trends may trigger more intense efforts to discover the causes, consequences, and (when appropriate) preventatives of such behaviors.

Although social indicators seldom translate directly into specific policy decisions, the availability of descriptive information can substantially enhance the decision-making capabilities of policy makers. These data provide considerable insight into the size and nature of problems, the rate of change occurring nationally and in subgroups, and, in some instances, information about related factors and even the likely impacts of major social interventions (such as changed drug laws or new incentives for recruitment into the military, to name but two). They also provide the possibility of feed-

back on the consequences of some social interventions as well as major historical events.

The particular topics included in our monitoring system are summarized later in this introduction and, of course, they are presented fully in the complete set of data tables. For present purposes, it is enough to indicate that the range of topics is very broad. This breadth is partly due to the wide interests of the principal investigators; but it also reflects our conviction that the concurrent examination of trends in a variety of areas is not only much more cost efficient but also more scientifically productive.

Research Design and Procedures*

The basic research design involves annual data collections from high school seniors during the spring of each year, beginning with the class of 1975. Each data collection takes place in approximately 130 public and private high schools selected to provide an accurate cross-section of high school seniors throughout the coterminous United States. The design also provides for the longitudinal study of a subsample from each class of participating seniors; but since the focus of this series of volumes is exclusively on the data collected annually from seniors, the follow-up procedures will not be discussed here.

Reasons for Focusing on High School Seniors.

There are several reasons for choosing the senior year of high school as an optimal point for monitoring the behaviors and attitudes of youth. One is that the completion of high school represents the end of an important developmental stage in this society, since it demarcates both the end of universal public education and, for many, the end of living in the parental home. Therefore, it is a logical point at which to take stock of the accumulated influences of these two environments on American youth.

Further, the completion of high school represents the jumping off point from which young people diverge into widely differing social environments, including college, business firms, military service, and homemaking. But these environmental transitions are not the only important changes that coincide with the end of high school. Most young men and women now reach the formal age of adulthood shortly before or after graduation; more

*A more extensive description of the research design and procedures may be found in Bachman and Johnston (1978), Bachman, Johnston, and O'Malley (1996), or Johnston, O'Malley, and Bachman (2000).

significantly, they begin to assume adult roles, including financial self-support, marriage, and parenthood.

Finally, there are some important practical advantages to building a system of data collections around samples of high school seniors. The last year of high school constitutes the final point at which a reasonably good national sample of an age-specific cohort can be drawn and studied economically. The need for systematically repeated, large-scale samples from which to make reliable estimates of change requires that considerable stress be laid on efficiency and feasibility; the present design meets those requirements.

One limitation in the design is that it does not include in the target population those young men and women who drop out of high school before graduation (or before the last few months of the senior year, to be more precise). This excludes a relatively small proportion of each age cohort—between 15 and 20 percent (U.S. Bureau of the Census, various years)—though not an unimportant segment, since we know that certain behaviors such as illicit drug use (Johnston, 1973) and delinquency (Bachman, O'Malley, and Johnston, 1978) tend to be higher than average in this group. However, the addition of a representative sample of dropouts would increase the cost of the present research enormously, because of their dispersion and generally higher level of resistance to being located and interviewed.

For the purposes of estimating characteristics of the entire age group, the omission of high school dropouts does introduce certain biases; however, their small proportion sets outer limits on the bias (Johnston, O'Malley, and Bachman, 2000, Appendix). For the purposes of estimating *changes* from one cohort of high school seniors to another, the omission of dropouts represents a problem only if different cohorts have considerably different proportions who drop out. We have no reason to expect dramatic changes in those rates for the foreseeable future, and recently published government statistics indicate a great deal of stability in dropout rates since 1970 (U.S. Bureau of the Census, various years).

Some may use our high school data to draw conclusions about changes for the entire age group. While we do not encourage such extrapolation, we

suspect that the conclusions reached often would be valid, since over 80 percent of the age group is in the surveyed segment of the population *and* we expect that changes among those not in school are very likely to parallel the changes among those who are.

Sampling Procedures. The procedure for securing a nationwide sample of high school seniors is a multi-stage one. Stage 1 is the selection of particular geographic areas, Stage 2 is the selection of one or more high schools in each area, and Stage 3 is the selection of seniors within each high school.

Stage 1: Geographic Areas. The geographic areas used in this study are the primary sampling units (PSUs) developed by the Sampling Section of the Survey Research Center for use in the center's nationwide interview studies. Because these same PSUs are used for personal interview studies by the Survey Research Center (SRC), local field representatives can be assigned to administer the data collections in practically all schools.

Stage 2: Schools. In the major metropolitan areas more than one high school is often included in the sampling design; in most other sampling areas a single high school is sampled. In all cases, the selections of high schools are made such that the probability of drawing a school is proportionate to the size of its senior class. The larger the senior class (according to recent records), the higher the selection probability assigned to the high school. When a sampled school is unwilling to participate, a replacement school as similar to it as possible is selected from the same geographic area.

Stage 3: Students. Within each selected school, up to about 400 seniors may be included in the data collection. In schools with fewer than 400 seniors, the usual procedure is to include all of them in the data collection. In larger schools, a subset of seniors is selected either by randomly sampling classrooms or by some other random method that is convenient for the school and judged to be unbiased. Sample weights are assigned to each respondent so as to take into account variations in the sizes of samples from one school to another, as well as (smaller) variations in selection probabilities occurring at the earlier stages of sampling.

The three-stage sampling procedure described above yielded the number of participating schools and students indicated in Table 1.

Table 1
Sample Sizes and Student Response Rates

Year	Number of:			Students*	Student Response Rate**
	Public Schools	Private Schools	Total Schools		
1975	111	14	125	15,791	78%
1976	108	15	123	16,678	77%
1977	108	16	124	18,436	79%
1978	111	20	131	18,924	83%
1979	111	20	131	16,662	82%
1980	107	20	127	16,524	82%
1981	109	19	128	18,267	81%
1982	116	21	137	18,348	83%
1983	112	22	134	16,947	84%
1984	117	17	134	16,499	83%
1985	115	17	132	16,502	84%
1986	113	16	129	15,713	83%
1987	117	18	135	16,843	84%
1988	113	19	132	16,795	83%
1989	111	22	133	17,142	86%
1990	114	23	137	15,676	86%
1991	117	19	136	15,483	83%
1992	120	18	138	16,251	84%
1993	121	18	139	16,763	84%
1994	119	20	139	15,929	84%
1995	120	24	144	15,876	84%
1996	118	21	139	14,824	83%
1997	125	21	146	15,963	83%
1998	124	20	144	15,780	82%
1999	124	19	143	14,056	83%

*Sample weights are assigned to each respondent to correct for unequal probabilities of selection that arise in the multi-stage sampling procedure.

**The student response rate is derived by dividing the attained sample by the target sample (both based on weighted number of cases). The target sample is based upon listings provided by schools. Since such listings may fail to take account of recent student attrition, the actual response rate may be slightly underestimated.

One other important feature of the base-year sampling procedures should be noted here. All schools (except for half of the initial 1975 sample) are asked to participate in two data collections, thereby permitting replacement of half of the total sample of schools each year. One motivation for requesting that schools participate for two years is administrative efficiency: it is a costly and time-consuming procedure to secure the cooperation of schools, and a two-year period of participation cuts down that effort substantially. Another important advantage is that whenever an appreciable shift in scores from one graduating class to the next is observed, it is possible to check whether the shift might be attributable to some differences in the newly sampled schools. This is done simply by repeating the analysis using only the 60 or so schools that participated both years. Thus far, the half-sample approach has worked quite well; and examination of drug prevalence of use data from the "matched half-samples" showed that the half-samples of repeat schools yielded drug prevalence of use trends that were virtually identical to trends based on all schools.

School Recruiting Procedures. Early during the fall semester, an initial contact is made with each sampled school. First, a letter is sent to the principal describing the study and requesting permission to survey seniors. The letter is followed by a telephone call from a project staff member, who attempts to deal with any questions or problems and (when necessary) makes arrangements to contact and seek permission from other school district officials. Basically the same procedures are followed for schools asked to participate for the second year.

Once the school's agreement to participate is obtained, arrangements are made by phone for administering the questionnaires. A specific date for the survey is mutually agreed upon and a local SRC representative is assigned to carry out the administration.

Advance Contact with Teachers and Students. The local SRC representative is instructed to visit the school two weeks ahead of the actual date of administration. This visit serves as an occasion to meet the teachers whose classes will be affected and to provide them with a brochure describing the study, a brief set of guidelines about the questionnaire administration, and a supply of flyers to be distributed to the students a week to 10 days

in advance of the questionnaire administration. The guidelines to the teachers include a suggested announcement to students at the time the flyers are distributed.

From the students' standpoint, the first information about the study usually consists of the teacher's announcement and the short descriptive flyer. In announcing the study, the teachers are asked to stress that the questionnaires used in the survey are not tests and that there are no right or wrong answers. The flyer tells students that they will be invited to participate in the study, points out that their participation is strictly voluntary, and stresses confidentiality (including a reference to the fact that the Monitoring the Future project has a special government grant of confidentiality that allows their answers to be protected). The flyer also serves as an informative document that the students can show to their parents.

Questionnaire Administrations. The questionnaire administration in each school is carried out by the local SRC representatives and their assistants, following standardized procedures detailed in a project instruction manual. The questionnaires are administered in classrooms during normal class periods whenever possible, although circumstances in some schools require the use of larger group administrations. Teachers are not asked to do anything more than introduce the SRC staff members and (in most cases) remain in the classroom to help guarantee an orderly atmosphere for the survey. Teachers are urged to avoid walking around the room, so that students may feel free to write their answers without fear of being observed.

The actual process of completing the questionnaire is quite straightforward. Respondents are given sharpened pencils and asked to use them because the questionnaires are designed for automatic scanning. Most respondents can finish within a 45-minute class period; for those who cannot, an effort is made to provide a few minutes of additional time.

Procedures for Protecting Confidentiality. In any study that relies on the voluntary reporting of drug use or other illegal acts, it is essential to develop procedures that guarantee the confidentiality of such reports. It is also desirable that these procedures be described adequately to respondents so that they are comfortable about providing honest answers.

We noted that the first information given to

students about the survey consists of a descriptive flyer stressing confidentiality and voluntary participation. This theme is repeated at the start of the questionnaire administration. Each participating student is instructed to read the message on the cover of the questionnaire, which stresses the importance and value of the study, notes that answers will be kept strictly confidential, states that the study is completely voluntary, and tells the student, "If there is any question you or your parents would find objectionable for any reason, just leave it blank." The instructions then point out that in a few months a summary of nationwide results will be mailed to all participants and also that a follow-up questionnaire will be sent to some students after a year. The cover message explains that these are the reasons for asking that name and address be written on a special form that will be removed from the questionnaire and handed in separately. The message also points out that the two different code numbers (one on the questionnaire and one on the tear-out form) cannot be matched except by a special computer tape at the University of Michigan. (The content of the inside and outside of the standard questionnaire cover, including the tear-out form, may be found in Appendix C.)

Content Areas and Questionnaire Design

Drug use and related attitudes are the topics that receive the most extensive coverage in the Monitoring the Future project; but the questionnaires also deal with a wide range of other subject areas, including attitudes about government, social institutions, race relations, changing roles for women, educational aspirations, occupational aims, and marital and family plans, as well as a variety of background and demographic factors. (Table 2 provides an outline of the 20 general subject areas into which all items are categorized in the Question Index toward the end of this volume.) Given this breadth of content, the study is not presented to respondents as a "drug use study," nor do they tend to view it as such.

Because many questions are needed to cover all of these topic areas, much of the questionnaire content is divided into different questionnaire forms that are distributed to participants in an ordered sequence. (Five forms were used in 1975-88; a sixth form was added in 1989.) This sequence

Table 2
Measurement Content Areas
 (Abbreviated Version*)

-
-
- A. Drugs.** Drug use and related attitudes and beliefs, drug availability and exposure, surrounding conditions and social meanings of drug use. Views of significant others regarding drugs.
 - B. Education.** Educational lifestyle, values, experiences, and environments.
 - C. Work and Leisure.** Vocational values, meaning of work and leisure, work and leisure activities, preferences regarding occupational characteristics and type of work setting.
 - D. Sex Roles and Family.** Values, attitudes, and expectations about marriage, family structure, sex roles, and sex discrimination.
 - E. Population Concerns.** Values and attitudes about overpopulation and birth control.
 - F. Conservation, Materialism, Equity, etc.** Values, attitudes, and expectations related to conservation, pollution, materialism, equity, and the sharing of resources. Preferences regarding type of dwelling and urbanicity.
 - G. Religion.** Religious affiliation, practices, and views.
 - H. Politics.** Political affiliation, activities, and views.
 - I. Social Change.** Values, attitudes, and expectations about social change.
 - J. Social Problems.** Concern with various social problems facing the nation and the world.
 - K. Major Social Institutions.** Confidence in and commitment to various major social institutions (business, unions, branches of government, press, organized religion, military, etc.).
 - L. Military.** Views about the armed services and the use of military force. Personal plans for military service.
 - M. Interpersonal Relationships.** Qualitative and quantitative characteristics of cross-age and peer relationships. Interpersonal conflict.
 - N. Race Relations.** Attitudes toward and experiences with other racial groups.
 - O. Concern for Others.** Concern for others, voluntary and charitable activities.
 - P. Happiness.** Happiness and life satisfaction, overall and in specific life domains.
 - Q. Other Personality Variables.** Attitudes about self (including self-esteem), locus of control, loneliness, risk-taking, trust in others, importance placed on various life goals, counterculture orientation, hostility.
 - R. Background.** Demographic and family background characteristics, living arrangements.
 - S. Deviance and Victimization.** Delinquent behaviors, driving violations and accidents (including those under the influence of drugs), victimization experiences.
 - T. Health.** Health habits, somatic symptoms, medical treatment.
-

*For a more detailed listing of measurement content areas, see Table 3.

produces five or six virtually identical subsamples. About one-third of each questionnaire form consists of key or “core” variables that are common to all forms. All demographic variables and some measures of drug use are included in this “core” set of measures. This use of the full sample for drug and demographic measures provides a more accurate estimation on these dimensions and also makes it possible to link them statistically to all of the other measures that are included in a single form only.*

Representativeness and Validity

The samples for this study are intended to be representative of high school seniors throughout the 48 coterminous states. We have already discussed the fact that this definition of the sample excludes one important portion of the age cohort: those who have dropped out of high school before nearing the end of the senior year. But given the aim of representing high school seniors, it will now be useful to consider the extent to which the obtained samples of schools and students are likely to be representative of all seniors and the degree to which the data obtained are likely to be valid.

We can distinguish at least four ways in which survey data of this sort might fall short of being fully accurate. First, some sampled schools refuse to participate, which could introduce some bias. Second, the failure to obtain questionnaire data from 100 percent of the students sampled in participating schools would also introduce bias. Third, the answers provided by participating students are open to both conscious and unconscious distortions that could reduce validity. Finally, limitations in sample size and/or design could place limits on the accuracy of estimates. Each of these issues is treated extensively elsewhere (Johnston, O’Malley, and Bachman, 1984, especially Appendices A and B), so in this section we will present only the highlights of each of those discussions.

School Participation. As noted in the description of the sampling design, schools are invited to participate in the study for a two-year period. With very few exceptions, each school that has participated for one data collection has agreed to participate for a second. Thus far, an average of about 65 percent of the schools initially invited to participate have agreed to do so each year; for each school refusal, a similar school (in terms of size, geographic area, urbanicity, etc.) was recruited as

a replacement. The selection of replacement schools almost entirely removes problems of bias in region, urbanicity, and the like that might result from certain schools refusing to participate. Other potential biases are more subtle, however. For example, if it turned out that most schools with “drug problems” refused to participate, that could seriously bias the drug estimates derived from the sample. And if any other single factor were dominant in most refusals, that also might suggest a source of serious bias. In fact, however, the reasons for schools’ refusals to participate are varied and largely a function of happenstance events of the particular year. Thus, we feel fairly confident that school refusals have not seriously biased the surveys.

Student Participation. Completed questionnaires are obtained from three-fourths to four-fifths of all students sampled. The single most important reason that students are missed is that they are absent from class at the time of data collection, and in most cases it is not workable to schedule a special follow-up data collection for them. Students with fairly high rates of absenteeism also report above-average rates of drug use; therefore, there is some degree of bias introduced by missing the absentees. That bias could be largely corrected through the use of special weighting; however, this course was not chosen because the bias in estimates (for drug use, where the potential effect was hypothesized to be the largest) was determined to be quite small and because the necessary weighting procedures would have introduced undesirable complications.

In addition to absenteeism, student nonparticipation occurs because of schedule conflicts with school trips and other activities that tend to be more frequent than usual during the final months of the senior year. Of course, some students refuse to complete or turn in the questionnaire. However, the SRC representatives in the field estimate this proportion to be only about 1 percent.

Validity of Self-Report Data. Survey measures of delinquency and of drug use depend upon respondents reporting what are, in many cases, illegal acts. Thus, a critical question is whether such self-reports are likely to be valid.

Like most studies dealing with these areas, we have no direct, objective validation of the present measures; however, the considerable amount of inferential evidence that exists strongly suggests that the self-report questions produce largely valid

*These core variables are the first ones on which data are presented in the Descriptive Results section.

data. A number of factors have given us reasonable confidence about the validity of the responses to what are presumably among the most sensitive questions in the study: a low nonresponse on the drug questions; a large proportion admitting to some illicit drug use; the consistency of findings across several years of the present study; strong evidence of construct validity (based on relationships observed between variables); a close match between our data and the findings from other studies using other methods; and the findings from several methodological studies that have used objective validation methods.*

As for others of the measures, a few have a long and venerable history—as scholars of the relevant literatures will recognize—though some of these measures have been modified to fit the present questionnaire format. Many (probably most) questions, however, have been developed specifically for this project through a careful process of question writing, pilot testing, pretesting, and question revision or elimination. Some already have been included in other publications from the study, but many have not; therefore, there currently exists little *empirical* evidence of their validity and reliability. On the other hand, the fact that virtually all results presented in this volume are based on individual items, rather than indexes or abstract concepts, should make it easy for the reader to judge the degree to which each item has “face validity” and also the degree to which there is some evidence of construct validity in the bivariate results.

Accuracy of the Sample. A sample survey never can provide the same level of accuracy as would be obtained if the entire target population were to participate in the survey—in the case of the present study, about 2.5–3.0 million seniors per year. But perfect accuracy of this sort would be extremely expensive and certainly not worthwhile considering the fact that a high level of accuracy can be provided by a carefully designed probability sample. The accuracy of the sample in this study is affected both by the size of the student sample and by the number of schools in which they are clustered. Appendix B presents a discussion of the ways in which this clustering and other aspects of the sampling design are taken into account in computing the precision or accuracy of the samples. For the purposes of this introduction, it is sufficient to note that virtually all

estimates based on the total sample have confidence intervals of ± 1.5 percentage points or smaller—sometimes considerably smaller. This means that, had we been able to invite all schools and all seniors in the 48 coterminous states to participate, the results from such a massive survey would be within an estimated 1.5 percentage points of our present sample findings at least 95 times out of 100. We consider this to be a quite high level of accuracy, one that permits the detection of fairly small trends from one year to the next.

Consistency and the Measurement of Trends.

One other point is worth noting in a discussion of the validity of our findings. The Monitoring the Future project is, by intention, a study designed to be sensitive to changes from one time to another. Accordingly, the measures and procedures have been standardized and applied consistently across each data collection. To the extent that any biases remain because of limits in school and/or student participation, and to the extent that there are distortions (lack of validity) in the responses of some students, it seems very likely that such problems will exist in much the same way from one year to the next. In other words, biases in the survey estimates should tend to be consistent from one year to another, which means that the measurement of *trends* should be affected very little by any such biases.

Caveats to Users of the Data

In attempting to understand and interpret the statistical results contained in this volume, the reader should keep in mind the several considerations discussed below.

Estimation of Sampling Errors. Appendix A provides figures that allow the reader to determine the 95 percent confidence interval around any observed percentage for both the total sample and the several subgroups for which statistics are given. Appendix A also provides tables and guidelines for testing the statistical significance of observed differences between subgroups (e.g., males vs. females) and the significance of year-to-year changes for the entire sample and for the various subgroups on any given variable. Estimates based on subgroups

*A more detailed discussion of the evidence for validity of the measures of illicit drug use may be found in Johnston et al. (2000). An analysis of inconsistencies in students' reports of monthly vs. yearly drug use is provided by Bachman and O'Malley (1981).

containing relatively few cases (e.g., those who have used heroin) will have substantially larger margins of error than those subgroups with large numbers of cases.

Subgroup Definitions. At the beginning of the Descriptive Results section there is a careful definition of each of the subgroups analyzed in this series of volumes. It is important for the reader to read these definitions so as not to be misled by the necessarily abbreviated descriptions given in the column headings of the data tables. For example, the column labeled “4-Year College Plans” includes data only for seniors who expect to graduate from a four-year college, which is only a subset of all who expect to receive some college training. To take another example, several column headings in the lifetime illicit drug use index use the term “pills”; however, these categories contain people who indicate that they used any of a number of drugs—including some that usually are not taken in pill form (e.g., cocaine and narcotics other than heroin).

Missing Data Notes. Each column of percentages for a given variable adds to 100 percent (with slight variations due to rounding), whether based on the entire sample or any one of the subgroups being described. Missing data were not included in computing these percentages, so it is up to the reader to determine whether an exceptional level of missing data exists on any given question. This can be done by comparing the weighted number of cases on which those percentages were based (given in *italics* under each percentage distribution) with the total number of weighted cases who took the questionnaire (given at the top of the same column). As would be expected, the missing data rate tends to rise modestly toward the end of each questionnaire. Occasionally there is an exceptional level of nonresponse for some other reason, the most common being that the respondent has been branched around a question or set of questions that are inappropriate for him or her. In this case, the percentages are based only on those for whom the question was appropriate *and* who answered. A footnote has been entered to help call attention to the fact that completing a particular question is contingent upon the answer on a prior question. Most such cases are contained in Form 1 of the questionnaire, which has several sets of detailed questions about drug use that are answered only by those respondents who have used a particular class of drug during the past year.

Characterizing Heroin Users. Because this

project places a special emphasis on the study of drug use, one set of columns distinguishes respondents according to the extent to which they have been involved with illicit drugs. The five drug use categories are based on an index of seriousness of involvement. The index has Guttman-like properties—that is, anyone classified at a given level is also very likely to have exhibited any drug-using behaviors that are associated with the lower levels in the index.

The most extreme category in the index is defined in terms of the respondent’s ever having used heroin during his or her lifetime. However, any interpretations made about heroin users from these data must be tempered with extreme caution, not only because the small number of cases makes estimation in a given year relatively unreliable but also because the heroin users are probably the most selectively represented of all of the subgroups presented here. Heroin users—especially continuing users—are among those most likely to drop out of high school (Johnston, 1973). Therefore, we feel that heroin users are particularly under-represented in a sample of high school seniors. Furthermore, most of those included in the study report only very occasional heroin use. Frequent users—addicts, if you will—are not well represented in these data.

Given these problems with the representation of heroin users, the readers may wonder why it was decided to present them as a separate category of drug users. There are two reasons for doing so. First, because even occasional heroin use represents such an extreme point on the continuum of drug involvement, it seems preferable that the heroin users not be mixed in with the next highest category of use (the “more pills” category). It remains quite possible, of course, for anyone to *combine* any two or more categories in the drug use continuum (by computing means of percentages weighted by the number of cases in each category); therefore, those wishing to incorporate heroin users with the next category can do so whenever they wish. The second reason for keeping them separate is that we suspect the data based on high school seniors provide some indication of the characteristics that might be found among heavier heroin users who dropped out of school. Some variables in the study are strongly correlated with the drug use continuum, and the present heroin user category provides both an end point for that

continuum and an indication of the direction (further out on the continuum) in which heavier heroin users are likely to lie.

In sum, the reporting of separate percentages for heroin users among high school seniors permits greater clarity in analyzing other levels of drug use and provides data that may be suggestive about the larger population of young heroin users. But the particular data are clearly limited and should be interpreted with these cautions in mind.

Interpreting Racial Differences. Data are given for the two largest racial/ethnic subgroups in the population—those who identify themselves as white or Caucasian and those who identify themselves as black or African American. Data are not given for the other ethnic categories (American Indians or Native American Indians, Asian Americans, Mexican Americans or Chicanos, Puerto Ricans, Cuban Americans, or other Latin Americans) since each of these groups constitutes a small proportion of the sample in any given year, which means that their small *N*s (in combination with their clustered groupings in a limited number of schools) would yield estimates that would be too unreliable. In fact, even African Americans—who constitute approximately 12 percent of each year's sample—are represented by only 269 to 425 respondents per year on any single questionnaire form. Further, because our sample is a stratified clustered sample, it yields less accuracy than would be yielded by a pure random sample of equal size (see Appendix B for details). Therefore, because of the limited number of cases, the margin of sampling error around any statistic describing African Americans is larger than for most other subgroups described in this volume.

There exists, however, a quick way to determine the replicability of any finding involving racial comparisons. Since most questions are repeated from year to year, one can readily establish the degree to which a finding is replicated by looking at the results for the same question in prior or subsequent years. Given the relatively small *N*s for African Americans, the reader is urged to seek such replication before putting much faith in the reliability of any particular racial comparison.

There are factors in addition to unreliability, however, that could be misleading in the interpretation of racial differences. Given the social importance that has been placed on various racial differences reported in the social science literature,

we would like to caution the reader to consider the various factors that could account for differences. These factors fall into three categories: differential representation in the sample, differential response tendencies, and the confounding of race with a number of other background and demographic characteristics.

Differential Representation. Census data characterizing American young people in the approximate age range of those in our sample show that somewhat lower proportions of African Americans than whites remain in school through the end of twelfth grade, though these differences have diminished appreciably in recent years. Therefore, a slightly different segment of the African American population than of the white population resides in our target population of high school seniors. Further, our samples appear to under-represent slightly those African American males who, according to census figures, are in high school at the twelfth grade level. Identified African American males constitute about 6 percent of our sample, whereas census data suggest that they should constitute around 7 percent. Therefore, it appears that we are losing more African American males from our target population than white males or females of either race. This may be due to generally poorer attendance rates on the part of some African American males and/or an unwillingness on the part of some to participate in data collections of this sort.

In sum, a smaller segment of the African American population than of the white population of high school age is represented by the data contained here. Insofar as any characteristic is associated with being a school dropout or absentee, it is likely to be somewhat disproportionately under-represented among African Americans in our sample.

Differential Response Tendencies. In examining our full range of variables, we have noted certain racial differences in response tendencies. First, the tendency to state agreement in response to agree-disagree questions is generally somewhat greater among African Americans than among whites. For example, African Americans tend to agree more with the positively worded items in our index of self-esteem, but they also tend to agree more with the negatively worded items. As it happens, that particular index has an equal number of positively and negatively worded items, so that any overall

“agreement bias” should be self-canceling when the index score is computed. Since all data in this volume are based on single items, however, group differences in agreement bias are likely to affect results on questions employing the agree–disagree format. Fortunately, most of our questions are not of that type.

We have also observed a somewhat greater than average tendency for African American respondents to select extreme answer categories on attitudinal scales. For example, even if the same proportion of African Americans as whites feel positively (or negatively) about some subject, fewer of the whites are likely to say they feel *very* positively (or *very* negatively). We do not have any ready explanations for these differences in response styles, but what seems important for our present purposes is that, in the process of interpreting racial differences, the reader should be aware that differences in response to particular questions may be related to these more general tendencies.

A somewhat separate issue in response tendency is a respondent’s willingness to answer particular questions. The missing data rate, which can be determined by dividing the number responding to a question by the number taking the questionnaire (given at the top of each page), may reflect willingness to answer particular questions. If a particular question or set of questions has a missing data rate higher than is true for the prior or subsequent questions, then presumably more respondents than usual were unwilling (or perhaps unable) to answer it. We have observed such an exaggerated missing data rate for African American males on the set of questions dealing with the respondent’s own use of illicit drugs. Clearly a respondent’s willingness to be candid on such questions depends on his or her trust of the research process and of the researchers themselves. We interpret the exaggerated missing data rates for African American males in these sections as possibly reflecting, at least in part, less trust. The reader is advised to check for exceptional levels of missing data when making comparisons on any variable in which candor is likely to be reduced by lower system trust. One bit of additional evidence related to trust in the research process is that higher proportions of African Americans than whites indicated that if they had used marijuana or heroin, they would not have been willing to report it in the survey.

Covariance with Other Factors. Some characteristics such as race are highly confounded (correlated) with

other variables—variables that may in fact explain some observed racial differences. Put another way, at the aggregate level we might observe a considerable racial difference on some characteristic, but once we control for some background characteristics such as socio-economic level or region of the country—that is, once we compare the African American respondents with whites who come from similar backgrounds—there may be no racial difference at all.

Race happens to be correlated with important background and demographic variables much more than some of the other variables dealt with here (such as the respondent’s sex). When we compare males and females in this sample, we know that observed differences between them are not likely to be explained by differences in their family backgrounds (such as the socioeconomic level of their families, the region of the country, or the size of the cities in which they grew up) because males and females on the average come from extremely similar backgrounds. A perusal of Section C of Questionnaire Forms 1 through 6, however, will illustrate that on the average the African American subgroup in this sample is quite different from the white subgroup in a number of such respects. A higher proportion of African Americans live in the South and a higher proportion grew up in families with the father and/or mother absent, and more had mothers who worked while they were growing up. A substantially higher proportion of African Americans are Baptists, and African Americans tend to attribute more importance to religion in their lives than do whites. A higher proportion of African American respondents have children, and, on the average, they are slightly older than the white sample. As was mentioned earlier, African American males are more under-represented in our sample than African American females.

We note these differences in demographic, background, and ascriptive characteristics because, in any attempt to understand *why* a racial difference exists, one would want to be able to examine the role of these covarying characteristics. It is not possible, given the amount of data contained in this volume, to “factor out” the contribution of most of these covarying characteristics when interpreting racial differences. Therefore, while the data here may provide a relatively accurate *description* of racial differences (keeping in mind our earlier cautions

about

representativeness and response style), they do not by themselves yield a great deal by way of explanation.

However, since the full data sets now reside in an archive, described in the Preface, it is possible for the reader to conduct a more in-depth exploration of observed differences—or nondifferences, for that matter. We particularly encourage readers interested in racial comparisons to make further explorations of the data in order to determine the possible role of the other variables discussed here. Users of the data are also encouraged to contact the principal investigators for information on the most recent analyses of racial differences, some of which have been published.*

Given the long list of caveats about interpreting racial differences, one might ask why we chose to publish the statistics for racial subgroups at all. After considerable deliberation among ourselves as well as with colleagues more knowledgeable in the field of race relations, we concluded that the expected benefits of making these data available (along with this cautionary discussion) outweigh the potential costs of having them misused. Unfortunately, because African Americans constitute a relatively small proportion of the American population, they constitute too small a number in most surveys to be characterized separately. Because the sample sizes in the present survey are large in comparison to most, we have at least sufficient numbers of cases to consider publishing data on African Americans separately. Further, given the iterative nature of the series, we are also able to provide checks for the replication of findings on different samples each year. While there may be some risk that findings will be taken out of context or used carelessly in ways that might tend to increase racial misunderstandings, there is substantially greater risk that valuable information concerning the races (and relative to their well-being) will be lost if it were not included here.

A Note on the Questions about Amphetamine Use. Prior to the 1982 survey, we discovered that some respondents' answers to questions on amphetamine use erroneously included use of over-the-counter, stay-awake, and diet pills, as well as some "look-alike" pills. In the 1982 survey, we

introduced some new questions on the use of amphetamines in order to make it more clear to the respondents that "look-alike" pills and over-the-counter products should be excluded. We also kept the old version of the questions in two questionnaire forms in the 1982 and 1983 surveys so that it would be possible to "splice" the trend lines resulting from the old and new questions. As a result of these changes, the reader who uses these volumes to examine trends in amphetamine use must be careful not to make inappropriate comparisons. The response distributions shown in the combined Forms 1 to 5 section (pages 28–29) from 1975 to 1981 contain the responses for Forms 1 through 5. For 1982 and 1983, that section contains two sets of responses. The first set is for Forms 1, 2, and 4 (with Form 1 double-weighted); these provide what we believe to be the best estimates of current amphetamine use and of trends from 1982 on. The second set of responses are based on Forms 3 and 5, the old versions of the questions; thus, these questions provide the best comparisons for looking at trends over time from 1975 to 1983 (although there is reason to be cautious about these trends because of the erroneous inclusion of nonamphetamines, as described above). Beginning with 1984, all forms use the new versions of the questions.

A Note on the Questions about Alcohol Use. In 1993, the question text was changed slightly in Forms 2, 5, and 6 to indicate that a "drink" meant "more than just a few sips." As a result of these changes, the reader who uses these volumes to examine trends in alcohol use must be careful not to make inappropriate comparisons. The response distributions shown in the combined forms section for 1975 to 1992 contains the responses for Forms 1 through 5 (through 1988) or 6 (beginning in 1989). For 1993, that section contains two sets of responses. The first set is for Forms 1, 3, and 4, the old versions of the questions; these questions provide the best comparisons for looking at trends over time from 1975 to 1993. The second set of responses is based on Forms 2, 5, and 6; these provide what we believe to be the best estimates of alcohol use and of trends from 1993 on. Beginning with 1994, all forms use the new versions of the questions.

*An extended analysis and discussion of African American–white differences may be found in Bachman and O'Malley (1984), Bachman, Wallace, O'Malley, Johnston, Kurth, and Neighbors (1991), Wallace and Bachman (1991), Wallace and Bachman (1993), and Wallace, Bachman, O'Malley, and Johnston (1995).

Descriptive Results

Introduction to the Table Format and Conventions

Univariate and selected bivariate percentage distributions are given in this section for all questions asked of this year's senior class. The definitions of column headings and the source of the standard content for each table are given below under the numbers indicated in Figure 1.

Definitions of Column Headings

① **Questionnaire Form.** The form from which all data on the page were derived is given here. When the designation "Forms 1-6" is used, it indicates that responses from students completing all six questionnaires have been combined; accordingly, the numbers of respondents in each column are six times as large as for questions contained in a single form only.

② **Total Sample.** Univariate percentage distributions based on the total sample of respondents are given in this column.

③ **Sex.** Percentage distributions are given separately for males (M) and females (F). Respondents with missing data on the question asking the respondent's sex (question C03) are omitted from both groups.

④ **Race.** Percentage distributions are given separately for those describing themselves as "White or Caucasian" (W) and "Black or African American" (B) in answer to question C04. Comparable columns for the other racial or ethnic groups (Mexican American or Chicano, Puerto Rican, Asian American, American Indian or Native American Indian, etc.) are not shown because of the low number of cases in each group. *Note:* See the caveats regarding the interpretation of racial differences in the Introduction section of this volume.

⑤ **Region.** Percentage distributions are given separately for respondents living in each of four mutually exclusive regions of the country. The regional classifications are based on Census categories and are defined as follows:

Northeast (NE): Census classifications of New England and Middle Atlantic states; includes Maine, New Hampshire, Vermont, Massachusetts, Rhode Island, Connecticut, New York, New Jersey, and Pennsylvania.

North Central (NC): Census classifications of East North Central and West North Central states; includes Ohio, Indiana, Illinois, Michigan, Wisconsin, Minnesota, Iowa, Missouri, North Dakota, South Dakota, Nebraska, and Kansas.

South (S): Census classifications of South Atlantic, East South Central, and West South Central states; includes Delaware, Maryland, District of Columbia, Virginia, West Virginia, North Carolina, South Carolina, Georgia, Florida, Kentucky, Tennessee, Alabama, Mississippi, Arkansas, Louisiana, Oklahoma, and Texas.

West (W): Census classifications of Mountain and Pacific states; includes Montana, Idaho, Wyoming, Colorado, New Mexico, Arizona, Utah, Nevada, Washington, Oregon, and California.

⑥ **Four-Year College Plans.** Percentage distributions are given separately for (1) respondents who indicate that they "definitely will" or "probably will" graduate from a four-year college program and (2) those who say that they "definitely won't" or "probably won't" graduate from a four-year college program, based on responses to question C21d. Respondents not answering question C21d are omitted from both columns. (A number of those who do not expect to complete a four-year college program *do* expect to get some post-secondary education, as may be seen in the tables for questions C21a and C21c.)

⑦ **Illicit Drug Use: Lifetime.** Percentage distributions are given separately for five mutually exclusive subgroups differentiated by their degree of involvement with illicit drugs. Eligibility for each category is defined below.

None: This column contains data from those respondents who indicated that they had not used marijuana at any time and did not report use of any of the following illicit drugs in their lifetime: LSD, other psychedelics, cocaine, amphetamines, tranquilizers, methaqualone, barbiturates, heroin, or other narcotics.*

Marijuana Only: This column contains data from other respondents who indicated that they had used marijuana (or hashish) but had never used any of the other illicit drugs listed above.

Few Pills: This column contains data from those respondents who indicated having used one or more of the above listed drugs (other than marijuana) but who had not used any one class of them on three or more occasions *and* who had not used heroin at all.

More Pills: This column contains data from respondents who had used any of the above listed drugs (other than marijuana) on three or more occasions but who had never used heroin.

Any Heroin: This column contains data from those respondents who indicated having used heroin on one or more occasions in their lifetime.

⑧ **N (Weighted Number of Cases).** This row contains the number of students who turned in questionnaires in each of the categories indicated by the column headings. The number of cases is stated in terms of the weighted number of respondents rather than the actual number, since all percentages in the tables have been calculated using weighted cases. The actual number of respondents generally is about 15 percent higher than the weighted number for data collected in 1975, 1976, and 1977. (A comparison of weighted and unweighted numbers is provided in Table B-1 in Appendix B.) For data collected in 1978 or later, the actual number of respondents is roughly equal to the weighted number. Weighting is used to improve the accuracy of estimates by correcting for unequal probabilities of selec-

tion that arise in the multi-stage sampling procedures.

⑨ **Percentage of Weighted Total.** This row indicates the percentage of the total number of respondents who fall into the category indicated by each column heading. Unlike all other percentages on the page, which can be summed vertically, these percentages sum horizontally. To the extent that the subcategories in a column (e.g., males and females) fail to sum to 100 percent, cases have been eliminated because of missing data on the variable in question (e.g., sex) or, in the case of race, because several subcategories have been omitted intentionally.

Table Contents

⑩ **Questions and Answers.** Each question along with its accompanying answer alternatives is presented verbatim. The alphanumeric prefix to the question indicates the section of the questionnaire in which it is located and its sequence within that section. So, for example, a prefix of B12c indicates that the item was question 12c in the B section of the questionnaire.

⑪ **Item Reference Number.** This is a unique identification number permanently assigned to each question. Any question may be located in the Question Index of the 1975-81 volumes by using this number and in the Question Index of all subsequent volumes by using this number in conjunction with the subject area code.

⑫ **Subject Area Code.** Every question has been classified into one or more subject areas; the alphanumeric code indicates the subject area (or areas) applicable to the question shown. The complete listing of subject areas is presented in Table 3 (at the beginning of the Question Index near the end of this volume). Starting with the 1982 volume, the Question Index is ordered first by subject area and then (within areas) by item reference number.

⑬ **Percentage Distribution.** Each column of numbers beside a question gives the percentage of each group (defined by the column heading) who chose each answer alternative, rounded to

*Inhalants (including the amyl and butyl nitrites) are not included in this list of illicit drugs because the relevant questions are not contained in all questionnaire forms or in all years of the study. Similarly, the use of PCP is counted only if it was reported under "other hallucinogens" use because specific questions about PCP are not included in all forms or years. This results in a few apparent inconsistencies in the tables relating the drug use index to specific questions about these drugs.

dents may be determined by subtracting this weighted number answering from the weighted number taking the questionnaire, shown at the top of the same column. Nonresponse may be due to the subject not answering the question, even though it pertains to him or her, or to the subject skipping inappropriate questions as instructed on a prior item.

dents may be determined by subtracting this weighted number answering from the weighted number taking the questionnaire, shown at the top of the same column. Nonresponse may be due to the subject not answering the question, even though it pertains to him or her, or to the subject skipping inappropriate questions as instructed on a prior item.

		1	2	3	4	5	6	7									
QUESTIONNAIRE FORM 1-6 1990		TOTAL	SEX		RACE		REGION				4YR COLLEGE PLANS		ILLICIT DRUG USE: LIFETIME				
			M	F	White	Black	NE	NC	S	W	Yes	No	None	Mari- juana Only	Few Pills	More Pills	Any Heroin
8	N (Weighted No. of Cases):	15676	7862	7241	11410	1614	3358	4284	5262	2773	10245	4332	8006	2901	1872	2380	194
9	% of Weighted Total:	100.0	50.2	46.2	72.8	10.3	21.4	27.3	33.6	17.7	65.4	27.6	51.1	18.5	11.9	15.2	1.2
These next questions ask for some background information about yourself.																	
C01: In what year were you born?																	
1 Before 70		0.4	0.5	0.3	0.2	0.6	0.4	0.2	0.7	0.3	0.3	0.7	0.4	0.3	0.8	0.4	2.7
2 1970		3.2	4.0	2.0	2.0	5.4	2.4	2.4	4.7	2.6	1.8	5.5	3.2	3.3	2.7	3.0	4.4
3 1971		28.7	32.4	24.7	27.3	32.3	24.3	32.7	29.5	26.2	25.5	34.9	27.6	28.8	29.8	30.7	27.5
4 1972		66.5	62.2	71.4	69.6	60.1	71.0	64.2	64.1	69.0	71.0	58.3	67.3	66.7	66.1	65.1	64.9
5 1973		1.1	0.9	1.4	1.0	1.3	1.7	0.6	0.8	1.9	1.4	0.4	1.5	0.8	0.6	0.9	0.5
6 1974	
7 1975		0.1
8 After 1975		0.1	0.1	.	0.1	.	.	0.1	0.1	.	0.1	.	.
11	Item 10 Subject R01	N 15360	7854	7239	11403	1614	3270	4230	5128	2732	10213	4309	7925	2869	1858	2347	191
12	C02: In what month were you born?																
01 January		8.3	8.4	8.1	8.2	7.8	7.8	8.8	8.3	8.0	8.1	8.3	8.3	7.7	8.3	9.3	6.9
02 February		8.0	7.8	8.2	8.1	7.5	7.6	8.1	8.3	7.6	8.2	7.5	7.6	8.9	8.0	8.0	7.5
03 March		8.3	8.2	8.6	8.7	7.8	8.5	8.7	8.0	8.0	8.4	8.1	8.4	8.8	8.3	7.6	5.0
04 April		8.4	8.7	7.9	8.3	9.4	8.9	7.8	8.7	8.0	8.7	8.1	8.3	8.6	8.2	8.4	9.6
05 May		8.3	8.3	8.3	8.1	8.4	8.7	8.3	7.9	8.5	8.1	8.7	8.0	8.6	8.8	8.7	7.8
06 June		7.9	7.7	8.2	7.9	7.7	8.3	7.3	8.2	7.7	7.9	8.0	7.8	8.2	7.5	8.1	10.5
07 July		8.6	8.6	8.6	8.7	8.1	9.1	8.5	8.1	9.3	8.5	9.1	8.5	8.9	8.8	8.2	12.6
08 August		8.7	8.7	8.7	8.8	8.3	8.4	8.0	9.4	9.1	8.7	9.0	9.3	8.1	8.4	8.0	7.6
09 September		8.3	8.1	8.9	8.2	9.4	7.9	8.9	7.8	8.9	8.3	8.3	8.8	7.6	8.7	7.7	5.0
10 October		8.5	8.6	8.3	8.5	9.1	8.3	8.6	8.6	8.4	8.5	8.5	8.6	7.6	8.8	9.4	5.1
11 November		8.1	8.3	7.5	8.1	7.9	8.1	8.1	8.1	8.0	8.4	7.2	8.2	8.7	6.9	7.6	8.6
12 December		8.6	8.6	8.7	8.4	8.7	8.4	8.7	8.5	8.5	8.3	9.1	8.1	8.5	9.3	9.0	13.9
13	Item 20 Subject R01	N 15343	7845	7237	11393	1612	3270	4226	5120	2727	10205	4301	7919	2865	1855	2340	191
C03: What is your sex?																	
1 Male		52.1	100.0	.	52.8	45.8	53.6	51.6	51.3	52.2	51.0	52.8	50.0	54.8	52.5	53.8	65.5
2 Female		47.9	.	100.0	47.2	54.2	46.4	48.4	48.7	47.8	49.0	47.2	50.0	45.2	47.5	46.2	34.5
14	Item 30 Subject R01	N 15103	7862	7241	11246	1587	3229	4158	5031	2685	10081	4214	7803	2809	1832	2307	185
C04: How do you describe yourself?																	
1 American Indian		1.4	1.5	1.3	.	.	1.5	1.4	1.1	2.0	0.9	2.7	1.2	1.1	1.8	2.3	2.4
2 Black or Afro-American		10.6	9.2	11.9	.	100.0	5.4	3.4	22.9	4.8	9.5	11.2	13.8	10.2	6.3	2.8	3.3
3 Mexican American or Chicano		5.7	5.7	5.8	.	.	0.2	2.6	9.7	9.6	4.8	7.7	5.9	5.7	6.1	4.5	4.9
4 Puerto Rican or other Latin American		2.3	2.4	2.2	.	.	4.9	0.6	2.2	1.8	2.4	1.8	2.4	1.8	2.4	2.0	2.5
5 Oriental or Asian American		2.8	3.0	2.6	.	.	2.0	1.1	1.1	9.8	3.6	0.8	4.0	1.6	1.4	1.3	2.8
6 White or Caucasian		75.0	76.0	74.2	100.0	.	83.3	89.0	61.5	68.3	77.0	73.0	70.3	77.9	79.9	85.0	80.6
7 Other		2.2	2.3	2.1	.	.	2.7	1.7	1.5	3.7	1.8	2.7	2.3	1.8	2.1	2.0	3.6
15	Item 40 Subject R01	N 15223	7804	7166	11410	1614	3244	4200	5096	2683	10135	4279	7862	2840	1845	2318	189
C05: Where did you grow up mostly?																	
1 On a farm		5.5	5.8	5.1	6.4	2.8	1.5	7.8	6.2	5.2	4.1	8.8	6.2	3.6	5.2	5.1	6.9
2 In the country, not on a farm		14.8	14.8	19.3	14.8	19.3	11.1	13.9	20.8	9.7	11.8	22.0	16.0	11.8	14.9	14.4	10.3
3 In a small town		45.2	45.2	30.8	30.2	19.2	30.9	33.7	31.2	31.7	31.6	33.7	31.2	31.7	31.6	33.7	26.1
4 In a large town		11.1	10.2	16.4	10.6	10.6	11.1	10.2	16.4	10.6	10.6	10.6	10.3	11.8	9.7	10.3	10.3
5 In a city		7.2	6.3	9.2	7.6	9.6	7.2	6.3	9.2	5.9	7.6	9.6	7.6	9.6	9.6	9.6	9.6
6 In a city		1.8	1.8	1.8	1.8	1.8	1.8	1.8	1.8	1.8	1.8	1.8	1.8	1.8	1.8	1.8	1.8

MONITORING THE FUTURE

QUESTIONNAIRE FORM 1-6 1999	TOTAL	SEX		RACE		REGION				COLLEGE PLANS?		ILLCIT DRUG USE: LIFETIME				
		M	F	White	Black	NE	NC	S	W	Yes	No	None	Mari- juana Only	Few Pills	More Pills	Any Her- oin
<i>N (Weighted No. of Cases):</i> <i>% of Weighted Total:</i>	14056 100.0	6485 46.1	6804 48.4	9499 67.6	1692 12.0	2572 18.3	3668 26.1	5108 36.3	2708 19.3	10344 73.6	2848 20.3	6206 44.2	3483 24.8	1467 10.4	2252 16.0	283 2.0
These next questions ask for some background information about yourself.																
C01: In what year were you born?																
1. Before '78	0.1	0.2	0.1	*	0.3	0.2	0.2	0.1	0.2	0.1	0.2	0.1	-	*	0.2	1.1
2. 1978	0.2	0.3	0.2	0.1	0.5	0.3	0.1	0.3	0.1	0.2	0.4	0.2	0.1	0.1	0.3	0.3
3. 1979	2.5	3.1	1.8	1.7	5.2	2.7	1.5	3.5	1.7	1.8	4.6	2.3	2.8	1.7	2.5	3.4
4. 1980	33.7	38.9	28.5	34.9	33.8	24.3	39.8	35.8	30.4	31.8	40.3	33.3	33.5	32.1	34.7	40.7
5. 1981	62.2	56.5	68.2	62.5	58.2	71.5	57.3	58.9	66.3	65.0	53.7	62.7	62.4	65.2	61.1	52.6
6. 1982	1.1	1.0	1.2	0.8	1.9	1.0	0.9	1.3	1.2	1.2	0.7	1.3	1.1	0.9	1.1	0.6
7. 1983	*	-	*	*	0.1	-	*	*	-	*	-	*	-	-	-	0.5
8. After 1983	*	0.1	*	*	0.1	-	0.1	*	0.1	*	0.1	*	*	-	0.1	0.9
<i>Item 10 Subject R01</i>	<i>N</i> 13667	6472	6798	9488	1689	2486	3570	4961	2651	10270	2826	6135	3428	1440	2203	277
C02: In what month were you born?																
01. January	8.4	8.2	8.5	8.4	8.4	7.8	8.7	8.5	8.2	8.2	8.5	8.3	8.0	8.4	8.6	7.4
02. February	7.5	7.8	7.1	7.8	6.9	6.6	8.0	7.5	7.5	7.4	7.6	7.3	7.8	7.5	7.4	5.5
03. March	8.5	8.3	8.8	8.7	7.6	9.6	8.1	8.2	8.5	8.3	9.0	8.6	8.7	8.9	8.3	5.4
04. April	8.2	8.0	8.2	8.4	6.7	7.6	9.0	7.9	8.1	7.9	9.2	8.1	8.8	8.9	7.0	7.8
05. May	8.2	8.1	8.2	8.4	8.1	8.8	7.9	7.7	8.7	8.2	8.1	7.8	7.9	8.5	8.7	13.7
06. June	8.3	8.2	8.7	8.3	8.6	9.1	7.4	8.4	8.8	8.5	7.5	8.4	8.1	7.0	8.8	9.8
07. July	9.2	9.5	8.8	8.7	9.7	9.2	9.6	8.5	9.8	8.9	9.8	8.7	9.0	10.1	10.2	8.5
08. August	9.2	8.9	9.2	8.8	9.7	8.4	9.3	9.9	8.7	9.3	9.2	9.1	9.9	9.8	8.4	10.4
09. September	8.7	8.6	9.1	8.6	9.2	8.6	8.1	8.7	9.3	8.7	8.5	8.9	8.2	8.5	9.3	6.8
10. October	8.0	8.4	7.5	8.1	7.5	7.9	8.2	8.7	6.9	8.1	7.8	8.3	7.4	7.9	8.2	9.0
11. November	7.9	7.1	8.4	7.8	8.0	7.9	7.7	8.0	7.9	8.1	7.2	8.5	7.3	6.7	7.9	6.9
12. December	8.1	8.9	7.6	7.9	9.5	8.4	8.1	8.1	7.7	8.3	7.5	7.9	8.9	7.9	7.4	8.7
<i>Item 20 Subject R01</i>	<i>N</i> 13622	6441	6795	9456	1689	2477	3552	4945	2648	10248	2810	6130	3417	1434	2181	276
C03: What is your sex?																
1. Male	48.8	100.0	-	50.5	42.9	43.9	51.4	50.0	47.7	46.5	56.1	46.9	50.7	43.3	52.7	59.3
2. Female	51.2	-	100.0	49.5	57.1	56.1	48.6	50.0	52.3	53.5	43.9	53.1	49.3	56.7	47.3	40.7
<i>Item 30 Subject R01</i>	<i>N</i> 13289	6485	6804	9263	1623	2424	3479	4807	2579	10023	2730	5978	3345	1391	2146	262
C04: How do you describe yourself?																
2. Black or African American	12.6	10.9	13.9	-	100.0	4.3	7.6	23.8	6.0	11.9	12.9	13.4	19.1	7.0	3.3	2.7
3. Mexican American or Chicano	5.0	4.5	5.3	-	-	0.1	0.7	3.3	18.6	4.6	6.2	3.8	5.5	6.7	6.1	6.3
4. Cuban American	0.2	0.3	0.2	-	-	0.4	0.1	0.2	0.1	0.2	0.2	0.2	0.1	*	0.3	2.6
8. Puerto Rican	1.1	0.9	1.3	-	-	4.2	0.3	0.7	0.2	1.1	0.9	1.1	1.3	1.2	0.7	1.4
9. Other Latin American	2.0	1.7	2.2	-	-	4.6	0.5	1.6	2.3	1.9	2.0	2.2	1.9	2.0	1.6	0.4
5. Asian American	3.3	3.5	3.2	-	-	4.8	1.9	1.5	7.4	4.0	1.0	4.6	2.3	2.6	1.4	2.1
6. White (Caucasian)	70.7	73.3	68.7	100.0	-	75.1	85.2	65.0	57.5	71.2	72.2	70.2	64.7	74.8	80.4	75.8
1. American Indian (Native American Indian)	1.0	1.0	1.0	-	-	0.7	1.0	1.0	1.0	0.8	1.2	0.5	0.9	1.4	2.0	1.5
7. Other	4.2	3.9	4.3	-	-	6.0	2.8	2.9	6.9	4.3	3.3	4.0	4.2	4.2	4.2	7.1
<i>Item 40 Subject R01</i>	<i>N</i> 13432	6385	6667	9499	1692	2434	3536	4894	2568	10088	2789	6048	3359	1409	2173	269
C05: Where did you grow up mostly?																
1. On a farm	5.7	7.1	4.3	7.1	0.9	2.6	8.5	6.1	4.0	4.3	10.7	6.9	4.2	4.1	4.7	14.5
2. In the country, not on a farm	13.3	13.2	13.3	15.2	9.4	9.3	16.5	14.8	9.9	11.6	19.4	13.8	11.4	17.1	12.7	11.4
3. In a small city or town (under 50,000 people)	32.5	31.8	33.5	36.6	21.4	40.3	37.1	29.9	23.6	31.7	35.8	33.1	30.9	30.1	36.4	27.3
4. In a medium-sized city (50,000-100,000)	12.5	11.4	13.5	11.8	15.8	8.8	10.5	14.3	15.4	12.9	11.6	12.1	12.9	14.2	12.0	8.9
5. In a suburb of a medium-sized city	7.3	6.7	7.7	7.2	5.0	10.7	5.2	6.4	8.6	7.9	5.2	7.2	7.2	8.1	7.8	5.3
6. In a large city (100,000-500,000)	10.7	10.4	10.9	6.6	23.9	9.6	8.1	11.5	13.9	11.2	8.2	9.7	13.6	9.2	9.5	10.9
7. In a suburb of a large city	6.9	7.4	6.6	7.5	3.6	7.7	6.5	5.7	9.1	8.0	3.1	6.4	7.5	7.9	6.9	6.7
8. In a very large city (over 500,000)	6.3	6.2	6.4	3.1	15.7	5.1	4.0	6.9	9.5	6.8	4.1	6.0	7.8	4.7	5.4	7.7
9. In a suburb of a very large city	4.8	5.7	3.7	4.9	4.3	6.0	3.8	4.3	5.9	5.6	1.8	4.9	4.6	4.8	4.6	7.3
<i>Item 50 Subject R03</i>	<i>N</i> 12620	5971	6239	8852	1524	2326	3357	4534	2404	9557	2582	5701	3165	1330	2028	234
C06: What is your present marital status?																
1. Married	1.8	1.9	1.8	1.3	1.7	1.9	1.5	1.9	2.2	1.7	2.3	1.9	1.6	2.2	1.6	3.9
2. Engaged	6.3	4.0	8.5	6.2	6.9	4.8	6.4	7.6	5.2	4.6	12.0	4.7	6.6	7.6	8.5	11.2
3. Separated/divorced	0.7	0.8	0.5	0.4	1.4	0.6	0.6	0.7	0.7	0.6	0.7	0.6	0.6	0.9	0.5	2.4
4. Single	91.2	93.3	89.3	92.1	90.0	92.8	91.6	89.8	91.9	93.1	85.0	92.9	91.2	89.3	89.4	82.5
<i>Item 60 Subject D01, R01</i>	<i>N</i> 13660	6430	6781	9456	1678	2476	3569	4955	2660	10290	2819	6135	3416	1444	2209	275

* = less than .05 percent.

DESCRIPTIVE RESULTS: 1999

17

QUESTIONNAIRE FORM 1-6 1999	TOTAL	SEX		RACE		REGION				COLLEGE PLANS?		ILLICIT DRUG USE: LIFETIME				
		M	F	White	Black	NE	NC	S	W	Yes	No	None	Mari- juana Only	Few Pills	More Pills	Any Her- oin
<i>N (Weighted No. of Cases):</i> <i>% of Weighted Total:</i>	14056 100.0	6485 46.1	6804 48.4	9499 67.6	1692 12.0	2572 18.3	3668 26.1	5108 36.3	2708 19.3	10344 73.6	2848 20.3	6206 44.2	3483 24.8	1467 10.4	2252 16.0	283 2.0
C07: How many brothers and sisters do you have? (Include step-brothers and sisters and half-brothers and sisters.)																
C07A: Older brothers and sisters																
0. None	34.0	35.5	33.1	36.0	25.2	34.5	35.0	33.7	33.0	35.7	30.1	36.9	31.9	31.4	31.6	36.1
1. One	33.6	33.2	33.7	34.6	29.4	35.1	32.4	34.1	33.1	34.0	31.7	32.7	33.1	37.1	35.0	25.9
2. Two	16.6	15.9	17.1	16.6	17.5	16.6	17.2	16.2	16.7	16.2	17.9	15.7	17.9	15.8	17.7	17.9
3. Three	7.6	7.7	7.4	7.1	9.5	7.2	8.0	7.5	7.5	6.8	10.0	7.1	7.9	7.9	7.7	8.9
4. Four	3.7	3.5	4.1	3.0	7.6	3.5	3.2	4.0	4.2	3.5	4.5	3.5	4.0	4.0	3.9	4.2
5. Five	1.6	1.5	1.6	1.2	3.3	1.2	1.6	1.6	2.1	1.4	2.1	1.6	2.3	1.1	1.0	0.3
6. Six or more	2.8	2.7	2.9	1.5	7.5	1.9	2.6	3.1	3.4	2.4	3.7	2.4	2.8	2.6	3.1	6.7
<i>Item 75 Subject R02</i>	<i>N 12695</i>	<i>5961</i>	<i>6324</i>	<i>8750</i>	<i>1575</i>	<i>2243</i>	<i>3367</i>	<i>4597</i>	<i>2488</i>	<i>9549</i>	<i>2663</i>	<i>5657</i>	<i>3188</i>	<i>1374</i>	<i>2062</i>	<i>256</i>
C07B: Younger brothers and sisters																
0. None	32.0	32.6	31.7	33.7	25.3	34.4	32.9	32.0	28.7	32.0	32.3	30.2	31.8	35.2	35.8	29.4
1. One	35.8	35.8	35.7	37.5	30.0	38.3	33.8	36.5	35.2	36.5	34.1	38.0	35.6	32.3	32.7	38.7
2. Two	18.0	18.3	17.6	17.5	19.9	17.5	19.2	17.4	18.1	18.3	17.1	18.1	18.1	18.5	17.3	15.6
3. Three	7.1	7.1	7.1	6.3	11.4	5.2	7.4	7.5	7.6	6.8	7.7	6.9	7.1	7.2	7.5	5.8
4. Four	3.4	3.1	3.8	2.8	5.7	2.3	3.0	3.5	4.9	3.1	4.4	3.3	4.0	3.1	3.5	1.9
5. Five	1.7	1.5	1.9	1.2	3.1	1.4	1.6	1.3	2.7	1.5	2.3	1.5	1.8	2.2	1.5	2.6
6. Six or more	1.9	1.7	2.1	1.0	4.7	1.0	2.2	1.7	2.8	1.8	2.2	2.0	1.6	1.4	1.6	5.9
<i>Item 76 Subject R02</i>	<i>N 12678</i>	<i>5935</i>	<i>6347</i>	<i>8799</i>	<i>1510</i>	<i>2287</i>	<i>3305</i>	<i>4586</i>	<i>2501</i>	<i>9618</i>	<i>2590</i>	<i>5689</i>	<i>3165</i>	<i>1356</i>	<i>2054</i>	<i>254</i>
C07C: Which of the following people live in the same household with you? (Mark ALL that apply.)																
A. I live alone	1.1	1.2	0.9	0.7	1.3	0.7	1.1	1.1	1.2	0.7	1.8	0.6	1.0	1.8	1.7	1.7
B. Father (or male guardian)	74.8	78.0	72.0	81.1	45.2	76.3	78.1	71.0	76.2	77.3	68.6	79.0	70.8	72.2	73.8	65.2
C. Mother (or female guardian)	89.7	89.3	90.4	91.2	84.3	92.2	90.2	88.1	89.8	91.7	84.1	92.6	89.7	88.1	85.5	79.7
D. Brother(s) and/or sister(s)	65.7	65.6	66.1	66.2	58.9	69.5	65.4	62.9	67.6	67.7	58.9	70.1	64.3	61.8	59.7	59.3
E. Grandparent(s)	5.4	4.9	6.0	3.9	10.2	6.2	4.0	5.9	5.7	5.2	6.2	5.1	5.4	5.6	6.0	6.8
F. My husband/wife	0.8	0.5	1.1	0.5	0.8	0.6	0.5	1.1	1.1	0.5	1.7	0.6	0.9	1.1	0.7	3.7
G. My children	1.8	0.5	2.9	0.9	4.4	0.9	1.4	2.4	1.9	1.2	3.4	1.2	2.4	1.6	1.7	4.9
H. Other relative(s)	5.5	4.4	6.6	3.3	12.0	5.6	4.2	5.7	6.9	5.3	6.1	5.0	6.5	6.3	4.8	6.0
I. Non-relative(s)	4.2	3.4	4.9	4.2	3.0	4.1	4.1	3.8	4.9	3.8	5.5	2.5	4.5	6.6	5.7	10.4
<i>Item 80-160 Subject R03</i>	<i>N 13630</i>	<i>6414</i>	<i>6768</i>	<i>9451</i>	<i>1658</i>	<i>2476</i>	<i>3568</i>	<i>4931</i>	<i>2655</i>	<i>10288</i>	<i>2821</i>	<i>6127</i>	<i>3423</i>	<i>1434</i>	<i>2192</i>	<i>272</i>
The next three questions ask about your parents. If you were raised mostly by foster parents, step-parents, or others, answer for them. For example, if you have both a step-father and a natural father, answer for the one that was most important in raising you.																
C08: What is the highest level of schooling your father completed?																
1. Completed grade school or less	2.7	2.2	3.1	1.2	2.3	3.5	0.9	2.8	4.3	2.3	4.0	2.6	2.5	2.4	2.6	7.2
2. Some high school	9.7	9.2	10.2	8.2	13.0	9.0	7.1	12.0	9.7	7.6	17.0	8.2	10.0	11.0	11.7	12.4
3. Completed high school	28.0	26.7	29.1	28.4	33.4	29.5	31.1	28.3	21.8	25.4	37.1	26.6	29.0	29.8	29.7	23.0
4. Some college	17.8	18.4	17.4	19.1	15.5	15.7	17.9	17.0	21.0	18.8	14.7	17.4	17.5	18.1	19.8	18.1
5. Completed college	21.0	22.5	19.8	23.9	12.6	20.1	22.6	19.7	22.1	23.5	12.8	23.5	19.9	19.0	17.8	19.7
6. Graduate or professional school after college	14.1	15.5	13.1	15.6	6.2	15.7	15.4	12.6	13.7	16.9	4.1	15.0	13.4	14.0	12.6	14.8
7. Don't know, or does not apply	6.7	5.6	7.3	3.6	17.0	6.5	5.0	7.7	7.4	5.4	10.3	6.6	7.6	5.7	5.8	4.9
<i>Item 310 Subject R02</i>	<i>N 13609</i>	<i>6413</i>	<i>6746</i>	<i>9444</i>	<i>1653</i>	<i>2469</i>	<i>3561</i>	<i>4923</i>	<i>2656</i>	<i>10293</i>	<i>2825</i>	<i>6113</i>	<i>3405</i>	<i>1431</i>	<i>2209</i>	<i>275</i>
C09: What is the highest level of schooling your mother completed?																
1. Completed grade school or less	2.5	1.7	3.2	0.8	2.4	3.5	0.8	2.2	4.4	2.2	3.5	2.8	2.2	2.0	1.7	4.6
2. Some high school	8.4	6.7	9.7	6.2	12.1	8.4	5.8	10.3	8.2	6.5	14.5	7.1	9.0	9.9	9.3	10.3
3. Completed high school	29.6	29.4	29.8	31.6	28.0	30.9	34.1	29.1	23.4	27.0	39.1	29.1	29.1	31.6	31.0	27.3
4. Some college	21.0	20.2	22.0	21.1	25.6	17.0	19.0	21.0	27.3	22.2	17.7	20.3	22.7	20.4	21.6	17.5
5. Completed college	23.6	26.2	21.4	26.0	19.5	22.6	26.4	23.0	22.0	25.8	15.9	25.4	22.5	22.4	21.9	24.5
6. Graduate or professional school after college	11.5	12.4	10.9	12.7	6.7	15.3	11.7	10.7	9.2	13.6	4.1	11.8	11.3	11.7	11.1	12.1
7. Don't know, or does not apply	3.4	3.4	3.0	1.7	5.7	2.4	2.0	3.6	5.5	2.7	5.1	3.6	3.2	2.1	3.3	3.7
<i>Item 320 Subject R02</i>	<i>N 13609</i>	<i>6410</i>	<i>6752</i>	<i>9439</i>	<i>1656</i>	<i>2468</i>	<i>3559</i>	<i>4924</i>	<i>2659</i>	<i>10295</i>	<i>2829</i>	<i>6115</i>	<i>3406</i>	<i>1433</i>	<i>2204</i>	<i>273</i>

MONITORING THE FUTURE

QUESTIONNAIRE FORM 1-6 1999	TOTAL	SEX		RACE		REGION				COLLEGE PLANS?		ILLICIT DRUG USE: LIFETIME				
		M	F	White	Black	NE	NC	S	W	Yes	No	None	Mari- juana Only	Few Pills	More Pills	Any Her- oin
<i>N (Weighted No. of Cases):</i> <i>% of Weighted Total:</i>	14056 100.0	6485 46.1	6804 48.4	9499 67.6	1692 12.0	2572 18.3	3668 26.1	5108 36.3	2708 19.3	10344 73.6	2848 20.3	6206 44.2	3483 24.8	1467 10.4	2252 16.0	283 2.0
C10: Did your mother have a paid job (half-time or more) during the time you were growing up?																
1. No	15.6	16.9	14.5	16.3	8.9	17.3	15.0	13.7	18.6	16.3	12.9	17.1	14.3	14.9	14.2	13.2
2. Yes, some of the time when I was growing up	20.0	20.2	19.9	21.2	13.0	21.1	20.7	17.9	21.9	20.1	19.6	21.0	18.3	18.9	20.5	16.1
3. Yes, most of the time	18.5	20.0	16.9	18.4	16.7	17.9	19.5	17.6	19.4	17.2	22.5	18.0	19.1	18.8	18.2	21.9
4. Yes, all or nearly all of the time	45.9	42.9	48.6	44.1	61.4	43.7	44.8	50.9	40.2	46.4	45.0	43.9	48.3	47.3	47.2	48.8
<i>Item 330 Subject R02</i>	<i>N 13552</i>	<i>6388</i>	<i>6722</i>	<i>9419</i>	<i>1637</i>	<i>2458</i>	<i>3549</i>	<i>4902</i>	<i>2643</i>	<i>10264</i>	<i>2826</i>	<i>6080</i>	<i>3399</i>	<i>1427</i>	<i>2199</i>	<i>273</i>
C11: How would you describe your political preference?																
1. Strongly Republican	7.7	9.7	5.6	9.3	3.1	4.7	7.4	9.4	7.6	7.9	6.6	9.1	5.8	6.5	7.3	6.4
2. Mildly Republican	12.7	14.6	11.0	15.6	3.2	9.1	14.5	12.7	13.7	13.9	8.4	14.6	11.4	12.9	10.1	7.9
3. Mildly Democrat	11.5	11.8	11.2	10.7	13.6	12.9	12.0	9.9	12.5	12.5	7.9	11.0	12.3	10.8	12.1	13.1
4. Strongly Democrat	8.4	7.9	8.9	5.2	26.7	8.7	6.4	10.4	7.1	8.7	6.9	8.1	9.9	7.2	6.7	10.8
5. Independent	9.0	9.7	8.4	9.2	6.9	10.4	9.6	7.9	8.9	8.7	10.2	8.2	8.2	10.3	11.4	13.0
6. No preference	19.9	21.5	18.6	21.4	12.3	19.5	22.8	19.9	16.2	19.4	22.5	18.5	19.1	22.2	24.0	19.3
7. Other	1.4	2.0	0.8	1.4	0.5	1.1	1.6	1.1	1.8	1.1	2.4	1.0	1.4	1.7	1.5	6.7
8. Don't know, haven't decided	29.5	22.9	35.6	27.2	33.6	33.6	25.5	28.7	32.2	27.7	35.0	29.5	31.9	28.5	26.9	22.8
<i>Item 340 Subject H01</i>	<i>N 13139</i>	<i>6228</i>	<i>6501</i>	<i>9251</i>	<i>1488</i>	<i>2390</i>	<i>3485</i>	<i>4687</i>	<i>2577</i>	<i>10017</i>	<i>2701</i>	<i>5941</i>	<i>3261</i>	<i>1384</i>	<i>2125</i>	<i>269</i>
C12: How would you describe your political beliefs?																
1. Very conservative	3.6	4.5	2.7	3.6	5.1	2.4	3.1	4.7	3.4	3.4	4.2	3.9	3.6	2.1	3.5	4.2
2. Conservative	11.3	13.1	9.7	12.6	9.2	7.4	12.6	11.9	12.2	12.2	8.2	14.4	8.8	9.5	8.7	3.9
3. Moderate	24.2	25.5	22.9	25.5	21.1	21.7	24.7	25.1	24.3	25.5	20.0	25.3	23.8	23.6	23.5	18.8
4. Liberal	14.5	14.0	14.9	14.3	13.4	18.4	15.2	12.6	13.4	16.1	9.4	12.5	16.5	16.5	15.6	16.8
5. Very liberal	4.1	4.0	4.3	4.0	4.4	4.6	3.7	3.7	4.9	4.4	3.2	3.0	3.6	5.7	6.0	14.3
6. Radical	2.4	3.5	1.2	2.3	1.9	2.9	2.1	2.3	2.6	2.1	3.5	1.4	2.2	3.2	4.5	8.5
8. None of the above, or don't know	39.8	35.5	44.3	37.8	44.8	42.7	38.6	39.6	39.1	36.4	51.4	39.5	41.6	39.5	38.3	33.5
<i>Item 350 Subject H01</i>	<i>N 13467</i>	<i>6361</i>	<i>6669</i>	<i>9368</i>	<i>1615</i>	<i>2433</i>	<i>3535</i>	<i>4854</i>	<i>2645</i>	<i>10219</i>	<i>2809</i>	<i>6055</i>	<i>3365</i>	<i>1418</i>	<i>2186</i>	<i>275</i>
C13: The next three questions are about religion.																
C13A: What is your religious preference? (NOTE: This question was omitted in the questionnaires administered in California, beginning in 1997, due to state requirements.)																
01. Baptist	21.1	19.8	22.1	17.8	54.2	5.1	12.8	39.3	5.4	19.9	24.8	22.1	22.0	21.3	17.6	13.1
02. Churches of Christ	6.8	7.4	6.2	6.1	11.1	4.6	7.2	7.1	8.3	6.2	8.6	6.4	7.6	5.6	6.6	5.2
03. Disciples of Christ	0.2	0.3	0.2	0.2	0.4	0.2	0.4	0.1	0.2	0.3	0.1	0.2	0.3	0.4	*	0.3
04. Episcopal	1.4	1.5	1.3	1.6	0.6	1.1	0.9	2.0	1.5	1.6	0.8	1.2	1.7	1.3	1.6	1.4
05. Lutheran	4.7	4.2	5.1	6.0	0.4	2.7	9.3	2.5	4.2	4.5	5.8	5.2	4.5	4.2	3.9	4.5
06. Methodist	7.0	6.6	7.4	8.3	4.8	4.3	8.7	8.0	3.5	7.6	5.1	7.5	5.9	8.2	6.4	7.2
07. Presbyterian	2.8	3.1	2.6	3.2	0.5	2.3	2.7	3.0	2.9	3.0	2.1	2.8	3.6	2.1	2.5	0.7
08. United Church of Christ	0.8	0.8	0.8	0.8	1.0	0.7	1.6	0.3	0.5	0.8	0.8	0.9	0.6	0.6	0.9	0.1
09. Other Protestant	3.4	3.4	3.5	4.1	1.2	2.8	4.8	2.0	6.4	3.7	2.5	4.7	2.0	2.9	2.4	4.0
10. Unitarian	0.2	0.1	0.3	0.2	-	0.3	0.2	0.2	0.3	0.2	0.1	0.2	0.1	0.1	0.4	0.3
11. Roman Catholic	23.1	22.7	23.6	24.2	3.8	44.7	22.8	13.2	21.6	25.2	16.2	23.2	23.3	25.1	22.0	22.3
12. Eastern Orthodox	0.5	0.4	0.6	0.5	0.2	1.5	0.4	0.2	0.3	0.7	0.1	0.6	0.5	0.6	0.3	0.4
13. Jewish	1.7	2.0	1.4	2.0	0.4	4.2	1.6	0.8	0.6	2.0	0.3	1.4	1.9	1.7	1.6	5.9
14. Latter Day Saints	1.0	1.1	1.1	1.3	0.1	0.3	0.4	0.3	6.8	1.1	0.8	1.5	0.7	0.6	0.7	-
15. Muslim/Moslem	0.6	0.6	0.6	0.1	0.8	1.2	0.3	0.5	0.3	0.6	0.2	0.7	0.6	0.1	0.3	0.7
16. Buddhist	0.7	1.0	0.6	0.4	0.2	0.9	0.8	0.4	1.6	0.8	0.6	0.6	0.6	1.0	1.1	2.9
17. Other religion	7.9	6.8	9.0	6.3	10.6	7.1	7.0	8.4	10.3	7.3	10.0	8.4	7.5	7.6	7.9	6.2
18. None	16.0	18.1	13.7	16.9	9.7	16.0	18.3	11.7	25.3	14.6	21.3	12.4	16.6	16.6	23.8	24.9
<i>Item 360 Subject G</i>	<i>N 12083</i>	<i>5721</i>	<i>5967</i>	<i>8802</i>	<i>1470</i>	<i>2378</i>	<i>3520</i>	<i>4852</i>	<i>1333</i>	<i>9143</i>	<i>2543</i>	<i>5492</i>	<i>3000</i>	<i>1239</i>	<i>1960</i>	<i>239</i>
C13B: How often do you attend religious services? (NOTE: This question was omitted in the questionnaires administered in California, beginning in 1997, due to state requirements.)																
1. Never	14.2	15.7	12.8	14.9	8.4	17.7	16.1	9.4	20.8	12.2	21.5	10.6	14.7	14.9	22.1	25.6
2. Rarely	34.6	34.0	35.0	34.4	33.2	42.5	33.2	31.8	34.3	33.6	37.4	28.8	40.9	39.0	38.0	38.3
3. Once or twice a month	17.9	17.5	18.3	17.9	18.8	17.2	18.3	19.0	14.2	18.5	16.0	16.4	19.4	18.9	19.4	16.0
4. About once a week or more	33.2	32.8	33.8	32.9	39.5	22.6	32.3	39.8	30.8	35.7	25.2	44.1	25.0	27.2	20.5	20.1
<i>Item 370 Subject G</i>	<i>N 12236</i>	<i>5794</i>	<i>6039</i>	<i>8877</i>	<i>1505</i>	<i>2420</i>	<i>3552</i>	<i>4912</i>	<i>1352</i>	<i>9266</i>	<i>2574</i>	<i>5560</i>	<i>3028</i>	<i>1258</i>	<i>1985</i>	<i>244</i>

* = less than .05 percent.

QUESTIONNAIRE FORM 1-6 1999	TOTAL	SEX		RACE		REGION				COLLEGE PLANS?		ILLICIT DRUG USE: LIFETIME				
		M	F	White	Black	NE	NC	S	W	Yes	No	None	Mari- juana Only	Few Pills	More Pills	Any Her- oin
<i>N (Weighted No. of Cases):</i> <i>% of Weighted Total:</i>	14056 100.0	6485 46.1	6804 48.4	9499 67.6	1692 12.0	2572 18.3	3668 26.1	5108 36.3	2708 19.3	10344 73.6	2848 20.3	6206 44.2	3483 24.8	1467 10.4	2252 16.0	283 2.0
C13C: How important is religion in your life? (NOTE: This question was omitted in the questionnaires administered in California, beginning in 1997, due to state requirements.)																
1. Not important	13.9	17.1	10.7	15.6	4.1	20.1	15.5	7.8	20.6	12.6	18.6	10.7	13.8	16.1	20.5	26.2
2. A little important	24.8	25.1	24.6	26.7	13.9	30.1	28.9	19.2	24.5	24.0	28.6	19.5	28.5	29.5	30.3	32.5
3. Pretty important	28.5	27.7	29.4	28.6	26.7	29.0	28.5	30.0	22.5	29.4	25.6	27.9	30.5	29.0	27.7	23.6
4. Very important	32.8	30.2	35.2	29.1	55.3	20.8	27.0	43.1	32.5	34.1	27.2	41.9	27.2	25.3	21.5	17.8
<i>Item 380 Subject G</i>	<i>N 12228</i>	<i>5790</i>	<i>6036</i>	<i>8873</i>	<i>1499</i>	<i>2415</i>	<i>3554</i>	<i>4909</i>	<i>1350</i>	<i>9262</i>	<i>2568</i>	<i>5561</i>	<i>3024</i>	<i>1258</i>	<i>1984</i>	<i>243</i>
C14: When are you most likely to graduate from high school?																
1. By this June	98.0	97.6	98.7	98.8	95.6	98.7	98.5	97.8	97.2	98.8	95.6	99.0	97.6	97.8	97.0	93.5
2. July to January	1.6	1.8	1.2	1.0	3.8	1.0	1.2	1.8	2.2	1.0	3.5	0.8	2.1	2.1	2.4	3.2
3. After next January	-	-	-	-	-	-	-	-	-	-	-	-	-	-	-	-
6. Don't expect to graduate	0.4	0.6	0.2	0.2	0.6	0.2	0.3	0.4	0.5	0.2	0.9	0.3	0.3	0.2	0.6	3.3
<i>Item 390 Subject B01</i>	<i>N 13600</i>	<i>6398</i>	<i>6734</i>	<i>9425</i>	<i>1644</i>	<i>2455</i>	<i>3568</i>	<i>4921</i>	<i>2657</i>	<i>10335</i>	<i>2841</i>	<i>6117</i>	<i>3394</i>	<i>1429</i>	<i>2197</i>	<i>273</i>
C15: Which of the following best describes your present high school program?																
1. Academic or college prep	55.6	54.1	58.0	59.8	44.7	65.1	59.9	53.1	45.9	65.7	21.7	62.0	52.7	52.5	46.5	47.0
2. General	28.2	27.8	28.3	26.4	30.0	23.9	24.5	26.7	39.7	24.5	40.3	24.1	30.1	30.6	35.2	31.9
3. Vocational, technical, or commercial	9.3	11.3	7.0	8.7	16.0	6.2	9.1	13.8	4.1	5.0	24.6	8.3	9.5	9.5	10.3	12.2
4. Other, or don't know	6.9	6.9	6.7	5.0	9.2	4.8	6.5	6.4	10.3	4.8	13.4	5.6	7.7	7.5	8.1	8.9
<i>Item 400 Subject B01</i>	<i>N 13518</i>	<i>6369</i>	<i>6685</i>	<i>9376</i>	<i>1630</i>	<i>2432</i>	<i>3545</i>	<i>4888</i>	<i>2653</i>	<i>10286</i>	<i>2833</i>	<i>6082</i>	<i>3375</i>	<i>1421</i>	<i>2183</i>	<i>272</i>
C16: Compared with others your age throughout the country, how do you rate yourself on school ability?																
1. Far below average	0.8	1.2	0.5	0.5	2.1	0.7	0.7	1.0	0.9	0.4	2.0	0.7	0.7	0.4	1.1	2.8
2. Below average	1.6	1.9	1.2	1.4	1.5	1.5	1.7	1.3	2.1	1.1	3.4	1.2	1.4	1.4	2.8	5.0
3. Slightly below average	4.4	4.9	3.9	4.3	4.5	4.2	4.5	3.6	5.7	3.1	8.5	3.2	4.3	4.8	6.8	9.0
4. Average	34.9	32.1	36.9	31.2	47.4	33.0	32.7	36.5	36.5	29.3	53.9	30.7	39.4	37.2	37.6	29.4
5. Slightly above average	23.1	21.2	25.1	23.7	22.5	23.1	22.7	23.3	23.3	24.5	18.5	23.0	22.4	24.8	23.6	21.4
6. Above average	28.2	29.3	27.6	31.2	17.1	29.1	29.2	27.7	26.8	33.2	11.0	32.2	25.5	26.5	23.4	23.2
7. Far above average	7.1	9.4	4.9	7.5	4.9	8.3	8.5	6.7	4.7	8.4	2.6	8.9	6.1	4.8	4.8	9.3
<i>Item 410 Subject B01</i>	<i>N 13469</i>	<i>6355</i>	<i>6669</i>	<i>9366</i>	<i>1610</i>	<i>2431</i>	<i>3539</i>	<i>4862</i>	<i>2637</i>	<i>10286</i>	<i>2819</i>	<i>6052</i>	<i>3365</i>	<i>1417</i>	<i>2184</i>	<i>271</i>
C17: How intelligent do you think you are compared with others your age?																
1. Far below average	0.8	1.1	0.6	0.6	1.6	0.4	1.0	0.9	1.1	0.4	2.2	0.6	0.5	0.8	1.7	1.5
2. Below average	1.3	1.0	1.5	1.2	1.4	0.9	1.3	1.2	1.5	0.8	2.9	0.9	1.3	1.3	2.0	2.3
3. Slightly below average	3.8	3.4	4.1	3.8	3.0	3.5	4.6	3.1	4.1	2.9	6.6	2.7	4.6	4.2	4.9	4.3
4. Average	32.7	27.5	37.2	30.5	37.4	33.8	30.3	33.1	33.9	27.5	50.4	30.4	34.9	33.8	34.3	28.5
5. Slightly above average	23.2	22.5	24.1	24.2	20.5	23.2	23.7	22.7	23.6	25.0	17.6	23.9	22.6	24.8	22.4	18.6
6. Above average	29.5	32.3	26.9	31.2	26.5	29.0	30.3	29.6	28.6	33.7	14.9	31.4	28.4	28.7	27.0	30.7
7. Far above average	8.8	12.2	5.6	8.5	9.5	9.3	8.8	9.4	7.1	9.7	5.4	10.1	7.7	6.4	7.7	14.1
<i>Item 420 Subject B01</i>	<i>N 13476</i>	<i>6335</i>	<i>6692</i>	<i>9350</i>	<i>1618</i>	<i>2429</i>	<i>3528</i>	<i>4866</i>	<i>2654</i>	<i>10290</i>	<i>2821</i>	<i>6057</i>	<i>3370</i>	<i>1424</i>	<i>2175</i>	<i>272</i>
C18: During the LAST FOUR WEEKS, how many whole days of school have you missed . . .																
C18A: Because of illness																
1. None	57.1	63.0	51.5	58.8	53.8	56.2	58.6	57.7	54.8	58.1	54.0	63.8	54.5	51.7	48.7	39.9
2. 1 day	18.0	16.9	19.3	18.6	15.9	18.7	18.6	17.9	16.9	18.2	18.0	16.8	18.0	18.5	20.2	23.1
3. 2 days	10.9	9.0	12.6	10.4	12.3	11.9	10.3	10.5	11.3	10.5	11.5	9.1	11.5	14.2	12.9	10.1
4. 3 days	6.6	5.3	7.9	5.9	8.7	6.4	6.2	6.2	8.2	6.4	7.3	5.2	7.7	6.9	8.4	12.0
5. 4 to 5 days	4.7	3.6	5.8	4.2	5.1	4.6	3.9	4.8	5.9	4.5	5.7	3.4	5.2	5.8	6.1	9.6
6. 6 to 10 days	1.8	1.4	2.1	1.4	3.0	1.7	1.5	1.9	2.0	1.5	2.4	1.1	2.1	2.5	2.3	2.6
7. 11 or more	0.8	0.9	0.8	0.6	1.1	0.6	1.0	0.9	0.8	0.8	1.1	0.6	0.9	0.4	1.4	2.7
<i>Item 430 Subject B06</i>	<i>N 13233</i>	<i>6227</i>	<i>6561</i>	<i>9199</i>	<i>1593</i>	<i>2376</i>	<i>3489</i>	<i>4788</i>	<i>2580</i>	<i>10140</i>	<i>2764</i>	<i>5940</i>	<i>3321</i>	<i>1387</i>	<i>2143</i>	<i>267</i>

MONITORING THE FUTURE

QUESTIONNAIRE FORM 1-6 1999	TOTAL	SEX		RACE		REGION				COLLEGE PLANS?		ILLICIT DRUG USE: LIFETIME				
		M	F	White	Black	NE	NC	S	W	Yes	No	None	Mari- juana Only	Few Pills	More Pills	Any Her- oin
<i>N (Weighted No. of Cases):</i> <i>% of Weighted Total:</i>	14056 100.0	6485 46.1	6804 48.4	9499 67.6	1692 12.0	2572 18.3	3668 26.1	5108 36.3	2708 19.3	10344 73.6	2848 20.3	6206 44.2	3483 24.8	1467 10.4	2252 16.0	283 2.0
C18B: Because you skipped or "cut"																
1. None	67.2	65.4	69.1	67.3	72.9	64.0	70.5	70.4	60.0	68.5	63.3	78.7	62.9	60.9	49.0	47.2
2. 1 day	14.8	15.4	14.2	15.8	11.4	16.2	15.3	14.0	14.4	14.8	14.8	12.2	16.2	17.9	18.2	14.7
3. 2 days	7.5	7.9	7.1	7.5	5.7	8.1	6.6	6.9	9.3	7.4	8.1	4.2	8.7	8.7	12.9	13.8
4. 3 days	4.6	5.0	4.3	4.4	4.3	4.8	3.7	3.9	7.1	4.3	5.7	2.5	5.8	5.0	8.0	8.7
5. 4 to 5 days	3.5	3.5	3.4	3.1	3.5	4.0	2.4	2.8	5.6	3.0	4.9	1.5	4.3	4.0	6.5	7.9
6. 6 to 10 days	1.3	1.4	1.3	1.2	1.1	1.6	1.0	1.0	2.0	1.3	1.5	0.5	1.5	2.0	2.8	3.7
7. 11 or more	1.0	1.4	0.7	0.7	1.1	1.2	0.5	1.0	1.7	0.8	1.7	0.3	0.6	1.6	2.6	3.9
<i>Item 440 Subject B06</i>	<i>N 12997</i>	<i>6139</i>	<i>6423</i>	<i>9057</i>	<i>1544</i>	<i>2333</i>	<i>3421</i>	<i>4690</i>	<i>2552</i>	<i>9989</i>	<i>2706</i>	<i>5809</i>	<i>3272</i>	<i>1374</i>	<i>2116</i>	<i>262</i>
C18C: For other reasons																
1. None	54.3	57.6	50.9	55.0	54.7	53.3	52.3	58.2	50.7	54.0	55.8	57.6	53.3	50.0	50.7	44.2
2. 1 day	20.7	19.0	22.5	20.8	20.0	20.3	21.3	20.7	20.1	21.0	19.2	20.1	20.1	22.3	21.6	24.8
3. 2 days	11.5	10.6	12.5	11.6	10.8	12.6	12.1	10.0	12.5	12.0	10.1	10.4	12.4	12.7	12.7	11.5
4. 3 days	6.0	5.5	6.5	5.6	7.0	6.2	6.4	5.1	6.9	6.0	6.0	5.3	6.4	7.1	6.5	6.6
5. 4 to 5 days	4.8	4.5	5.2	4.8	4.8	5.2	5.2	3.7	6.1	4.6	5.6	4.4	5.2	5.4	5.4	5.0
6. 6 to 10 days	1.7	1.6	1.7	1.6	1.6	1.5	1.9	1.4	2.3	1.7	1.7	1.5	1.9	1.2	1.8	2.8
7. 11 or more	1.0	1.2	0.7	0.6	1.1	0.9	0.9	0.9	1.3	0.7	1.6	0.6	0.8	1.2	1.3	5.1
<i>Item 450 Subject B06</i>	<i>N 13117</i>	<i>6182</i>	<i>6494</i>	<i>9130</i>	<i>1569</i>	<i>2357</i>	<i>3463</i>	<i>4757</i>	<i>2541</i>	<i>10079</i>	<i>2736</i>	<i>5896</i>	<i>3298</i>	<i>1375</i>	<i>2112</i>	<i>266</i>
C19: During the last four weeks, how often have you gone to school, but skipped a class when you weren't supposed to?																
1. Not at all	63.6	61.5	65.9	65.2	63.5	59.9	67.1	70.1	50.3	63.9	63.2	75.0	56.8	58.1	48.2	39.1
2. 1 or 2 times	21.3	21.8	20.7	20.6	21.5	20.8	19.7	18.6	29.1	20.9	22.6	17.1	25.1	24.0	25.5	25.8
3. 3-5 times	9.6	10.2	8.8	8.9	9.8	12.3	8.3	7.2	13.2	9.9	8.6	5.4	12.4	11.1	15.5	14.0
4. 6-10 times	3.1	3.6	2.7	3.0	2.6	3.4	2.5	2.3	4.9	3.2	2.4	1.2	3.5	4.1	5.9	9.9
5. 11-20 times	1.3	1.3	1.2	1.2	1.1	1.9	1.4	0.9	1.4	1.2	1.7	0.6	1.1	1.7	2.9	5.8
6. More than 20 times	1.2	1.6	0.7	1.0	1.6	1.7	1.1	0.9	1.2	1.0	1.6	0.6	1.2	1.0	2.1	5.5
<i>Item 460 Subject B06</i>	<i>N 13474</i>	<i>6333</i>	<i>6688</i>	<i>9355</i>	<i>1614</i>	<i>2430</i>	<i>3534</i>	<i>4866</i>	<i>2643</i>	<i>10318</i>	<i>2842</i>	<i>6065</i>	<i>3375</i>	<i>1415</i>	<i>2172</i>	<i>267</i>
C20: Which of the following best describes your average grade so far in high school?																
9. A (93-100)	14.7	13.1	16.4	17.2	6.2	14.4	15.3	16.5	10.8	17.6	5.1	21.4	9.4	9.9	7.6	10.7
8. A- (90-92)	15.6	13.9	17.5	16.9	8.7	16.8	17.6	14.6	14.0	17.9	7.3	18.4	14.3	13.9	12.5	9.7
7. B+ (87-89)	17.8	16.7	19.1	18.3	13.9	20.3	17.3	18.3	15.5	19.2	13.2	17.7	18.2	19.8	16.6	16.9
6. B (83-86)	19.3	19.3	19.4	19.0	21.5	20.4	18.5	18.4	20.9	19.4	18.8	18.6	19.3	19.9	20.1	26.0
5. B- (80-82)	12.6	13.7	11.4	11.7	16.3	11.0	12.5	12.9	13.5	11.4	16.7	9.8	14.4	14.9	15.9	12.3
4. C+ (77-79)	9.6	10.5	8.5	7.9	17.5	7.4	8.7	10.3	11.6	7.9	15.7	7.4	12.0	10.3	11.4	9.1
3. C (73-76)	6.4	7.6	5.1	5.8	9.5	5.0	6.3	6.0	8.6	4.7	12.7	4.3	7.9	6.4	10.4	4.9
2. C- (70-72)	2.7	3.7	1.9	2.3	4.8	2.9	2.8	2.5	3.1	1.5	7.0	1.8	3.1	4.1	3.2	6.8
1. D (69 or below)	1.2	1.5	0.9	0.8	1.6	1.8	1.0	0.6	2.0	0.5	3.4	0.6	1.3	0.8	2.3	3.7
<i>Item 470 Subject B01</i>	<i>N 13414</i>	<i>6310</i>	<i>6649</i>	<i>9321</i>	<i>1604</i>	<i>2420</i>	<i>3526</i>	<i>4846</i>	<i>2622</i>	<i>10280</i>	<i>2816</i>	<i>6054</i>	<i>3357</i>	<i>1410</i>	<i>2155</i>	<i>264</i>
C21: How likely is it that you will do each of the following things after high school?																
C21A: Attend a technical or vocational school																
1. Definitely won't	54.2	50.2	58.4	57.8	42.2	68.3	56.5	50.4	45.0	61.7	28.3	56.0	54.9	53.1	50.0	46.5
2. Probably won't	22.7	23.5	21.8	22.2	21.0	18.1	20.3	22.7	30.1	23.8	19.1	23.0	21.2	24.7	23.5	22.0
3. Probably will	14.4	16.4	12.1	11.9	24.6	8.4	12.9	17.5	16.2	9.9	29.7	13.1	14.5	12.2	17.5	22.2
4. Definitely will	8.8	9.9	7.7	8.2	12.2	5.1	10.3	9.4	8.8	4.6	23.0	7.9	9.4	10.0	9.0	9.2
<i>Item 480 Subject B09, C03</i>	<i>N 12983</i>	<i>6095</i>	<i>6462</i>	<i>9052</i>	<i>1537</i>	<i>2320</i>	<i>3423</i>	<i>4696</i>	<i>2543</i>	<i>10042</i>	<i>2835</i>	<i>5851</i>	<i>3251</i>	<i>1364</i>	<i>2089</i>	<i>258</i>
C21B: Serve in the armed forces																
1. Definitely won't	72.8	61.8	83.4	74.3	66.8	75.2	75.1	69.7	73.2	74.4	67.5	74.1	71.1	74.7	71.7	64.0
2. Probably won't	17.0	23.1	11.2	17.5	14.9	16.3	16.6	17.6	17.2	17.0	17.3	16.8	17.4	15.7	17.7	21.3
3. Probably will	5.6	8.1	3.1	4.2	10.8	4.5	4.2	7.1	5.7	4.9	8.0	5.0	5.9	5.0	6.6	10.4
4. Definitely will	4.6	6.9	2.2	4.0	7.4	4.0	4.1	5.6	3.9	3.7	7.3	4.1	5.6	4.6	4.0	4.2
<i>Item 490 Subject B09, L01</i>	<i>N 12880</i>	<i>6047</i>	<i>6417</i>	<i>9012</i>	<i>1496</i>	<i>2318</i>	<i>3405</i>	<i>4643</i>	<i>2514</i>	<i>10017</i>	<i>2784</i>	<i>5809</i>	<i>3220</i>	<i>1361</i>	<i>2074</i>	<i>255</i>

DESCRIPTIVE RESULTS: 1999

21

QUESTIONNAIRE FORM 1-6 1999	TOTAL	SEX		RACE		REGION				COLLEGE PLANS?		ILLICIT DRUG USE: LIFETIME				
		M	F	White	Black	NE	NC	S	W	Yes	No	None	Mari- juana Only	Few Pills	More Pills	Any Her- oin
<i>N (Weighted No. of Cases):</i> <i>% of Weighted Total:</i>	14056 100.0	6485 46.1	6804 48.4	9499 67.6	1692 12.0	2572 18.3	3668 26.1	5108 36.3	2708 19.3	10344 73.6	2848 20.3	6206 44.2	3483 24.8	1467 10.4	2252 16.0	283 2.0
C21C: Graduate from a two-year college program																
1. Definitely won't	39.6	39.3	40.6	43.0	28.8	51.1	45.9	35.5	28.4	45.4	20.6	43.4	40.0	35.5	32.5	33.8
2. Probably won't	20.9	22.2	19.7	21.3	19.9	18.1	22.0	22.7	18.8	21.7	18.7	21.6	19.3	20.0	22.2	22.2
3. Probably will	22.2	22.8	21.2	19.0	32.7	16.8	18.3	24.3	28.7	17.9	37.1	19.1	23.3	24.1	27.1	25.1
4. Definitely will	17.2	15.7	18.5	16.7	18.5	14.1	13.8	17.5	24.1	15.0	23.6	15.9	17.4	20.4	18.2	18.9
<i>Item 500 Subject B09</i>	<i>N 12969</i>	<i>6083</i>	<i>6470</i>	<i>9050</i>	<i>1536</i>	<i>2330</i>	<i>3398</i>	<i>4688</i>	<i>2554</i>	<i>10003</i>	<i>2836</i>	<i>5847</i>	<i>3251</i>	<i>1365</i>	<i>2084</i>	<i>261</i>
C21D: Graduate from college (four-year program)																
1. Definitely won't	10.5	12.5	8.4	10.7	10.8	8.6	12.7	10.5	9.4	-	48.7	8.1	11.8	11.0	13.7	11.6
2. Probably won't	11.1	12.2	9.9	11.2	12.3	8.4	11.6	11.7	11.6	-	51.3	9.5	11.7	11.7	13.6	15.6
3. Probably will	23.5	25.4	21.6	21.7	27.8	20.4	20.3	25.8	26.5	30.0	-	20.1	25.1	27.4	27.3	28.0
4. Definitely will	54.9	49.9	60.1	56.4	49.1	62.6	55.4	52.0	52.6	70.0	-	62.2	51.3	50.0	45.4	44.8
<i>Item 510 Subject B09</i>	<i>N 13192</i>	<i>6194</i>	<i>6559</i>	<i>9195</i>	<i>1560</i>	<i>2372</i>	<i>3478</i>	<i>4766</i>	<i>2575</i>	<i>10344</i>	<i>2848</i>	<i>5951</i>	<i>3289</i>	<i>1398</i>	<i>2125</i>	<i>260</i>
C21E: Attend graduate or professional school after college																
1. Definitely won't	18.4	20.5	16.1	19.4	17.3	15.1	22.0	18.5	16.4	8.9	52.6	14.8	18.7	21.6	24.9	24.2
2. Probably won't	29.0	30.3	27.6	30.7	26.0	22.9	29.6	29.5	32.7	27.5	34.7	28.6	28.6	29.7	30.9	29.1
3. Probably will	32.2	32.5	32.1	32.0	31.4	35.2	32.3	31.0	31.9	39.1	8.4	34.1	33.1	31.4	27.2	24.4
4. Definitely will	20.4	16.7	24.2	17.9	25.2	26.8	16.1	21.0	19.0	24.6	4.4	22.5	19.6	17.4	17.0	22.3
<i>Item 520 Subject B09</i>	<i>N 12983</i>	<i>6094</i>	<i>6467</i>	<i>9065</i>	<i>1518</i>	<i>2336</i>	<i>3421</i>	<i>4681</i>	<i>2546</i>	<i>10068</i>	<i>2833</i>	<i>5861</i>	<i>3243</i>	<i>1366</i>	<i>2090</i>	<i>257</i>
C22: Suppose you could do just what you'd like and nothing stood in your way. How many of the following things would you WANT to do? (Mark ALL that apply)																
A. Attend a technical or vocational school	17.7	20.7	14.9	16.4	25.1	11.4	18.0	19.5	19.8	10.6	43.3	16.3	18.3	17.5	20.2	18.2
B. Serve in the armed forces	11.8	16.1	7.7	11.0	14.2	11.8	11.3	12.3	11.8	10.7	16.0	11.3	12.2	12.1	12.6	13.6
C. Graduate from a two-year college program	25.0	23.3	26.6	23.4	30.6	19.6	22.2	26.2	31.5	19.5	44.2	22.5	25.7	29.5	27.3	26.1
D. Graduate from college (four-year program)	78.2	74.5	82.1	78.9	74.4	79.8	76.4	77.8	79.7	91.1	34.5	81.2	77.1	76.7	74.6	74.5
E. Attend graduate or professional school after college	55.0	51.3	59.1	54.6	51.5	60.0	53.7	53.6	54.6	64.6	21.4	58.5	52.9	54.0	50.6	49.8
F. None of the above	4.7	6.4	3.0	4.8	3.3	4.9	4.8	4.6	4.3	2.6	12.1	4.1	4.0	4.5	6.7	8.9
<i>Item 530-580 Subject B09, C03, L01</i>	<i>N 13261</i>	<i>6218</i>	<i>6601</i>	<i>9243</i>	<i>1567</i>	<i>2377</i>	<i>3483</i>	<i>4784</i>	<i>2616</i>	<i>10207</i>	<i>2813</i>	<i>5998</i>	<i>3309</i>	<i>1394</i>	<i>2123</i>	<i>262</i>
C23: On the average over the school year, how many hours per week do you work in a paid or unpaid job?																
1. None	22.8	23.1	22.5	19.6	32.0	20.4	19.2	25.0	25.9	23.0	21.7	25.1	23.1	19.4	18.7	17.2
2. 5 or less hours	8.9	9.2	8.6	9.5	5.5	8.9	9.7	7.4	10.7	9.9	5.9	10.5	8.3	8.7	6.5	4.5
3. 6 to 10 hours	9.4	9.1	9.9	10.2	6.1	11.1	9.2	8.0	10.6	10.1	6.8	10.5	8.5	8.2	8.7	6.4
4. 11 to 15 hours	11.5	10.3	12.7	13.0	7.5	12.6	13.7	9.8	10.5	12.2	9.1	12.1	10.9	11.4	10.9	12.0
5. 16 to 20 hours	15.8	15.2	16.4	16.9	13.2	18.9	16.9	14.1	14.7	16.2	14.3	14.8	15.8	18.1	17.2	14.6
6. 21 to 25 hours	13.4	12.7	13.8	13.7	13.4	12.8	14.0	13.7	12.5	13.0	15.0	11.7	13.4	16.1	16.7	14.6
7. 26 to 30 hours	9.0	9.2	8.8	8.7	10.5	8.4	8.4	10.5	7.4	8.2	11.9	7.7	10.2	9.2	10.5	12.4
8. More than 30 hours	9.2	11.2	7.4	8.6	11.9	7.0	8.8	11.5	7.7	7.5	15.4	7.7	9.8	8.8	10.9	18.4
<i>Item 590 Subject C01, B02</i>	<i>N 13285</i>	<i>6233</i>	<i>6612</i>	<i>9254</i>	<i>1574</i>	<i>2382</i>	<i>3496</i>	<i>4792</i>	<i>2614</i>	<i>10220</i>	<i>2824</i>	<i>6006</i>	<i>3315</i>	<i>1397</i>	<i>2128</i>	<i>263</i>
C24: During an average week, how much money do you get from . . .																
C24A: A job or other work																
1. None	26.2	26.2	26.3	22.9	35.0	22.7	22.1	28.5	30.6	26.8	23.7	29.2	25.7	22.9	22.1	16.7
2. \$1-5	1.3	1.1	1.6	1.2	1.4	1.0	1.7	1.0	1.8	1.3	1.5	1.6	0.9	1.4	0.9	1.4
3. \$6-10	2.6	2.2	2.9	2.5	2.7	2.0	2.9	2.0	3.8	2.6	2.6	2.6	2.3	2.5	2.5	4.0
4. \$11-20	2.9	2.7	3.0	3.4	1.4	2.8	2.9	2.5	3.9	3.3	1.6	3.2	2.6	3.8	2.4	1.5
5. \$21-35	4.9	4.3	5.7	5.5	2.8	5.3	5.6	3.9	5.7	5.4	3.3	5.9	4.7	4.0	3.6	2.7
6. \$36-50	6.5	5.8	7.2	7.3	3.8	7.8	7.2	5.6	5.8	6.8	5.3	7.6	5.6	6.0	5.2	3.6
7. \$51-75	11.3	9.6	13.0	12.6	8.0	13.6	14.6	8.6	9.9	12.0	9.1	10.7	11.4	13.0	12.3	10.6
8. \$76-125	23.6	23.3	23.9	25.0	21.8	26.5	23.0	24.5	20.3	23.7	23.4	21.9	24.0	26.0	26.2	25.4
9. \$126+	20.6	24.8	16.4	19.7	23.1	18.3	20.1	23.4	18.2	18.0	29.5	17.2	22.8	20.4	24.9	34.2
<i>Item 600 Subject C02</i>	<i>N 13021</i>	<i>6112</i>	<i>6477</i>	<i>9115</i>	<i>1526</i>	<i>2302</i>	<i>3448</i>	<i>4701</i>	<i>2570</i>	<i>10016</i>	<i>2768</i>	<i>5898</i>	<i>3241</i>	<i>1368</i>	<i>2091</i>	<i>255</i>

MONITORING THE FUTURE

QUESTIONNAIRE FORM 1-6 1999	TOTAL	SEX		RACE		REGION				COLLEGE PLANS?		ILLICIT DRUG USE: LIFETIME				
		M	F	White	Black	NE	NC	S	W	Yes	No	None	Mari- juana Only	Few Pills	More Pills	Any Her- oin
<i>N (Weighted No. of Cases):</i> <i>% of Weighted Total:</i>	14056 100.0	6485 46.1	6804 48.4	9499 67.6	1692 12.0	2572 18.3	3668 26.1	5108 36.3	2708 19.3	10344 73.6	2848 20.3	6206 44.2	3483 24.8	1467 10.4	2252 16.0	283 2.0
C24B: Other sources (allowances, etc.)																
1. None	36.2	35.1	37.2	37.4	25.2	40.6	38.1	31.6	38.1	34.7	41.2	39.1	34.8	33.4	32.4	34.4
2. \$1-5	6.2	5.2	7.1	6.4	4.9	6.2	6.7	5.2	7.0	6.4	5.4	7.8	4.6	6.7	4.0	1.7
3. \$6-10	11.6	11.7	11.7	12.6	7.8	12.6	12.8	10.5	11.0	11.9	10.6	11.9	11.4	11.9	11.3	6.7
4. \$11-20	19.0	18.6	19.4	19.9	17.4	17.5	19.2	19.6	18.9	20.2	14.7	18.7	19.3	20.8	18.5	21.5
5. \$21-35	11.9	12.2	11.6	11.6	15.0	10.6	10.9	13.3	11.6	12.4	10.2	10.9	12.6	12.8	13.3	8.3
6. \$36-50	6.7	7.1	6.4	5.7	12.6	5.7	5.5	8.4	6.2	6.7	6.7	5.4	8.5	7.0	7.4	6.4
7. \$51-75	3.0	3.2	2.8	2.2	6.5	2.8	1.8	4.4	2.3	2.8	3.9	2.2	3.8	1.9	4.6	5.0
8. \$76-125	2.1	2.2	1.7	1.5	4.5	1.7	1.9	2.5	1.8	2.0	2.2	1.7	1.9	1.7	2.9	5.9
9. \$126+	3.4	4.8	2.0	2.6	6.2	2.4	3.0	4.4	3.0	2.9	5.0	2.4	3.0	3.8	5.6	10.1
<i>Item 610 Subject C02</i>	<i>N 12720</i>	<i>5984</i>	<i>6335</i>	<i>8892</i>	<i>1497</i>	<i>2261</i>	<i>3344</i>	<i>4605</i>	<i>2510</i>	<i>9847</i>	<i>2669</i>	<i>5749</i>	<i>3163</i>	<i>1340</i>	<i>2062</i>	<i>250</i>
C25: During a typical week, on how many evenings do you go out for fun and recreation?																
1. Less than one	8.8	7.1	10.4	6.7	15.1	7.1	7.6	9.7	10.5	8.2	11.1	11.3	7.8	6.9	5.1	4.0
2. One	12.8	11.2	14.3	11.3	15.9	11.4	12.3	13.3	13.7	12.8	12.5	16.6	9.8	11.2	8.1	6.8
3. Two	27.0	25.8	28.1	26.2	29.1	27.7	26.6	27.4	25.9	27.4	25.2	30.9	25.9	26.4	19.2	15.7
4. Three	25.0	25.6	24.4	26.4	21.7	24.1	25.2	24.6	26.1	26.1	21.4	23.8	28.3	25.4	23.0	27.7
5. Four or five	17.9	19.5	16.6	20.2	11.0	19.1	18.9	16.9	17.3	17.9	18.0	13.1	19.7	21.2	26.8	20.1
6. Six or seven	8.5	10.8	6.2	9.3	7.2	10.5	9.4	8.0	6.5	7.6	11.9	4.3	8.5	9.0	17.7	25.7
<i>Item 620 Subject C07, M01</i>	<i>N 13223</i>	<i>6196</i>	<i>6587</i>	<i>9222</i>	<i>1570</i>	<i>2358</i>	<i>3476</i>	<i>4785</i>	<i>2603</i>	<i>10168</i>	<i>2817</i>	<i>5987</i>	<i>3285</i>	<i>1398</i>	<i>2123</i>	<i>258</i>
C26: On the average, how often do you go out with a date (or your spouse, if you are married)?																
1. Never	19.9	19.4	20.5	17.0	25.9	24.9	17.3	17.4	23.6	19.3	22.0	26.0	15.4	15.1	13.8	11.8
2. Once a month or less	17.9	19.2	16.7	17.4	19.2	15.6	19.9	17.3	18.3	18.5	15.5	18.5	17.4	19.9	16.6	10.3
3. 2 or 3 times a month	16.2	16.7	15.5	16.2	18.9	11.9	15.8	18.2	16.8	16.5	15.0	15.4	18.0	16.4	15.4	15.4
4. Once a week	15.1	16.2	14.1	15.5	15.0	14.3	15.3	15.9	14.2	15.1	15.0	14.4	15.6	14.5	15.7	21.2
5. 2 or 3 times a week	19.2	18.0	20.5	20.9	14.5	19.5	20.1	20.1	16.4	19.6	18.3	17.4	21.2	21.1	20.1	21.5
6. Over 3 times a week	11.7	10.4	12.7	13.0	6.5	13.9	11.6	11.2	10.7	11.0	14.1	8.3	12.3	13.0	18.4	19.9
<i>Item 630 Subject C07, M01</i>	<i>N 13176</i>	<i>6181</i>	<i>6551</i>	<i>9179</i>	<i>1559</i>	<i>2338</i>	<i>3473</i>	<i>4762</i>	<i>2602</i>	<i>10103</i>	<i>2803</i>	<i>5958</i>	<i>3273</i>	<i>1393</i>	<i>2116</i>	<i>264</i>
C27: During an average week, how much do you usually drive a car, truck, or motorcycle?																
1. Not at all	14.4	10.2	18.1	8.7	31.6	21.0	9.1	12.9	18.4	13.4	17.0	16.4	13.5	11.8	11.6	10.6
2. 1 to 10 miles	7.1	6.1	8.1	5.0	14.3	8.7	5.7	7.1	7.6	7.0	7.5	7.4	6.9	7.9	5.9	4.4
3. 11 to 50 miles	21.7	18.8	24.4	21.5	22.6	23.2	23.7	19.4	22.0	22.9	17.7	24.6	22.9	17.2	16.4	10.8
4. 51 to 100 miles	22.5	23.0	22.2	25.1	14.4	19.8	24.5	22.8	21.6	23.2	20.9	22.0	22.8	24.0	22.9	19.2
5. 100 to 200 miles	19.8	23.5	16.5	23.3	9.3	16.6	21.8	20.6	18.7	20.2	18.5	18.0	19.6	22.5	23.2	26.4
6. More than 200 miles	14.5	18.5	10.7	16.3	7.8	10.7	15.2	17.3	11.6	13.3	18.4	11.6	14.3	16.6	20.0	28.6
<i>Item 640 Subject F07</i>	<i>N 13229</i>	<i>6206</i>	<i>6572</i>	<i>9223</i>	<i>1568</i>	<i>2347</i>	<i>3490</i>	<i>4781</i>	<i>2612</i>	<i>10155</i>	<i>2800</i>	<i>5989</i>	<i>3281</i>	<i>1397</i>	<i>2126</i>	<i>262</i>
C28: Within the LAST 12 MONTHS how many times, if any, have you received a ticket (OR been stopped and warned) for moving violations, such as speeding, running a stop light, or improper passing?																
0. None—GO TO Q.C30	66.7	58.8	74.3	63.3	78.7	73.9	63.6	64.4	68.7	67.2	65.1	74.9	64.9	60.8	52.5	46.7
1. Once	19.6	22.2	17.1	21.9	11.4	15.7	22.3	20.4	17.8	19.9	18.6	16.6	20.6	21.8	24.6	23.7
2. Twice	7.6	10.2	5.3	8.3	5.4	5.6	8.0	8.5	7.3	7.4	8.2	5.3	7.6	10.1	12.1	10.9
3. Three times	3.3	4.4	2.1	3.4	2.5	2.9	3.5	3.4	3.1	3.0	4.1	1.5	4.3	4.1	5.4	8.3
4. Four or more times	2.8	4.4	1.3	3.1	1.9	1.9	2.7	3.2	3.2	2.5	4.0	1.6	2.7	3.2	5.5	10.5
<i>Item 650 Subject F07, S02</i>	<i>N 13040</i>	<i>6090</i>	<i>6516</i>	<i>9135</i>	<i>1515</i>	<i>2317</i>	<i>3432</i>	<i>4711</i>	<i>2579</i>	<i>10041</i>	<i>2728</i>	<i>5947</i>	<i>3230</i>	<i>1385</i>	<i>2072</i>	<i>249</i>
C29: How many of these tickets or warnings occurred after you were . . .																
C29A: Drinking alcoholic beverages?																
0. None	92.2	90.4	94.8	91.9	96.3	93.3	92.0	91.7	92.6	93.0	89.3	97.5	93.7	91.0	86.0	68.8
1. One	6.2	7.6	4.3	6.7	1.5	5.7	6.4	6.3	6.2	5.7	8.1	1.9	5.4	8.0	11.1	18.5
2. Two	1.1	1.5	0.6	1.1	1.7	0.5	1.1	1.6	0.7	0.9	1.8	0.4	0.6	0.9	2.2	8.0
3. Three	0.2	0.1	0.3	0.1	-	-	0.2	0.2	0.1	0.1	0.3	-	0.2	-	0.2	1.9
4. Four or more	0.3	0.5	0.1	0.2	0.5	0.4	0.4	0.2	0.4	0.3	0.5	0.2	0.1	0.1	0.5	2.9
<i>Item 660 Subject A07a, S02</i>	<i>N† 4295</i>	<i>2481</i>	<i>1662</i>	<i>3327</i>	<i>316</i>	<i>597</i>	<i>1238</i>	<i>1656</i>	<i>804</i>	<i>3268</i>	<i>935</i>	<i>1488</i>	<i>1129</i>	<i>541</i>	<i>966</i>	<i>132</i>

†=excludes respondents for whom question was inappropriate.

DESCRIPTIVE RESULTS: 1999

23

QUESTIONNAIRE FORM 1-6 1999	TOTAL	SEX		RACE		REGION				COLLEGE PLANS?		ILLICIT DRUG USE: LIFETIME					
		M	F	White	Black	NE	NC	S	W	Yes	No	None	Mari- juana Only	Few Pills	More Pills	Any Her- oin	
<i>N (Weighted No. of Cases):</i>	14056	6485	6804	9499	1692	2572	3668	5108	2708	10344	2848	6206	3483	1467	2252	283	
<i>% of Weighted Total:</i>	100.0	46.1	48.4	67.6	12.0	18.3	26.1	36.3	19.3	73.6	20.3	44.2	24.8	10.4	16.0	2.0	
C29B: Smoking marijuana or hashish?																	
0. None	93.8	92.9	95.0	94.3	94.9	91.8	94.6	94.5	92.5	94.4	91.2	100.0	96.4	93.5	84.8	68.8	
1. One	4.5	4.8	3.9	4.2	2.7	5.8	3.4	4.2	5.8	4.2	5.7	-	3.2	4.8	11.1	16.4	
2. Two	1.0	1.2	0.7	0.9	1.1	1.3	1.2	0.9	0.8	0.7	2.1	-	0.3	0.9	2.9	5.3	
3. Three	0.3	0.4	0.1	0.3	0.2	0.7	0.3	-	0.4	0.2	0.3	-	-	0.8	0.5	1.7	
4. Four or more	0.5	0.7	0.2	0.4	1.1	0.5	0.5	0.4	0.6	0.4	0.7	-	0.2	-	0.7	7.9	
<i>Item 670 Subject A07a, S02</i>	<i>N†</i>	4291	2476	1664	3323	317	597	1235	1652	807	3271	931	1486	1127	541	968	133
C29C: Using other illegal drugs?																	
0. None	98.3	98.0	98.7	98.3	99.9	97.8	98.7	98.0	98.6	98.6	97.0	100.0	100.0	99.4	95.2	82.9	
1. Once	1.3	1.4	1.1	1.4	-	1.8	1.1	1.6	0.9	1.1	2.3	-	-	0.6	3.6	14.2	
2. Two	0.2	0.3	0.2	0.2	-	0.1	0.1	0.4	0.2	0.2	0.4	-	-	-	0.9	0.6	
3. Three	*	0.1	-	*	-	-	-	*	0.2	*	0.1	-	-	-	0.1	0.5	
4. Four or more	0.1	0.2	-	0.1	0.1	0.3	0.1	0.1	0.2	0.1	0.3	-	-	-	0.3	1.7	
<i>Item 680 Subject A07a, S02</i>	<i>N†</i>	4278	2468	1660	3319	312	594	1234	1644	806	3261	929	1487	1124	539	962	131
C30: We are interested in any accidents which occurred while you were driving a car, truck, or motorcycle. ("Accidents" means a collision involving property damage or personal injury—not bumps or scratches in parking lots.)																	
During the LAST 12 MONTHS, how many accidents have you had while you were driving (whether or not you were responsible)?																	
0. None—GO TO Q.C32	75.1	73.8	76.4	72.0	84.2	77.1	74.6	72.7	78.5	74.7	76.5	79.5	75.9	70.4	66.2	59.3	
1. One	18.7	19.3	18.1	21.2	11.9	17.1	19.4	20.2	16.2	19.2	17.1	16.4	18.1	22.5	23.4	23.9	
2. Two	4.4	5.0	3.7	4.7	2.8	4.2	4.0	4.9	4.1	4.3	4.2	3.0	4.3	5.2	7.1	8.5	
3. Three	1.3	1.4	1.2	1.5	0.5	1.2	1.4	1.6	0.8	1.3	1.3	0.9	1.2	1.8	2.0	4.7	
4. Four or more	0.5	0.5	0.5	0.5	0.6	0.4	0.5	0.7	0.4	0.4	0.9	0.3	0.4	0.1	1.3	3.6	
<i>Item 690 Subject F07, S02</i>	<i>N</i>	12956	6044	6472	9095	1499	2300	3420	4668	2568	9976	2705	5923	3188	1374	2065	250
C31: How many of these accidents occurred after you were . . .																	
C31A: Drinking alcoholic beverages?																	
0. None	94.6	93.0	96.7	94.3	96.7	95.7	95.4	93.5	94.8	95.4	92.0	99.4	95.3	95.3	88.4	70.9	
1. One	4.7	6.4	2.8	5.2	2.7	4.3	3.7	5.6	4.7	4.2	6.8	0.5	4.3	4.3	10.0	25.3	
2. Two	0.3	0.2	0.3	0.3	-	-	0.4	0.4	0.3	0.2	0.9	-	0.3	0.4	0.6	2.7	
3. Three	0.1	0.1	*	0.1	-	-	0.3	*	-	*	0.2	-	-	-	0.2	1.2	
4. Four or more	0.3	0.3	0.1	0.1	0.5	-	0.2	0.4	0.2	0.3	0.2	0.1	0.2	-	0.8	-	
<i>Item 700 Subject A07a, S02</i>	<i>N†</i>	3214	1582	1521	2540	236	519	868	1269	558	2515	637	1214	774	411	690	101
C31B: Smoking marijuana or hashish?																	
0. None	95.9	94.7	97.5	95.9	98.0	97.2	96.0	95.7	95.3	96.4	94.3	100.0	96.5	97.7	90.9	71.7	
1. One	3.5	4.4	2.1	3.5	1.0	2.6	3.3	3.7	4.0	3.2	4.4	-	3.1	2.3	7.9	21.3	
2. Two	0.4	0.7	0.2	0.4	0.5	0.2	0.5	0.5	0.4	0.3	0.8	-	0.3	-	0.7	6.5	
3. Three	0.1	0.1	0.1	0.1	-	-	0.1	0.1	-	*	0.1	-	-	-	0.2	0.5	
4. Four or more	0.1	0.1	0.1	0.1	0.5	-	0.2	-	0.4	0.1	0.3	-	0.2	-	0.4	-	
<i>Item 710 Subject A07a, S02</i>	<i>N†</i>	3218	1585	1521	2543	235	521	865	1271	560	2520	635	1216	773	409	695	101
C31C: Using other illegal drugs?																	
0. None	98.6	98.4	99.1	98.5	99.7	98.6	99.0	98.2	98.6	98.8	97.8	100.0	100.0	99.5	96.1	83.8	
1. One	1.2	1.4	0.8	1.3	-	1.4	0.5	1.6	1.1	1.0	1.8	-	-	-	3.5	14.4	
2. Two	0.1	*	0.1	*	-	-	0.2	0.1	0.1	0.1	0.2	-	-	0.4	0.2	-	
3. Three	0.1	0.1	*	0.1	0.3	-	0.1	0.1	0.1	*	-	-	-	0.2	-	1.9	
4. Four or more	0.1	0.1	0.1	0.1	-	-	0.2	-	-	*	0.1	-	-	-	0.2	-	
<i>Item 720 Subject A07a, S02</i>	<i>N†</i>	3210	1580	1521	2542	233	522	865	1264	560	2517	631	1215	775	407	691	99
C32: (FORMS 1 AND 5 ONLY) If you have not entered military service, and do not expect to enter, GO TO PART D.																	

*=less than .05 percent. †=excludes respondents for whom question was inappropriate.

MONITORING THE FUTURE

QUESTIONNAIRE FORM 1-6 1999	TOTAL	SEX		RACE		REGION				COLLEGE PLANS?		ILLICIT DRUG USE: LIFETIME				
		M	F	White	Black	NE	NC	S	W	Yes	No	None	Mari- juana Only	Few Pills	More Pills	Any Her- oin
<i>N (Weighted No. of Cases):</i> <i>% of Weighted Total:</i>	14056 100.0	6485 46.1	6804 48.4	9499 67.6	1692 12.0	2572 18.3	3668 26.1	5108 36.3	2708 19.3	10344 73.6	2848 20.3	6206 44.2	3483 24.8	1467 10.4	2252 16.0	283 2.0
What is, or will be, your branch of service?																
1. Army	30.1	31.0	28.5	28.7	36.8	42.1	27.9	31.1	22.3	30.4	31.4	27.9	33.3	36.3	29.9	15.2
2. Navy	12.1	11.7	10.8	10.5	14.1	11.1	10.3	14.6	10.1	11.3	13.9	11.9	14.4	9.7	8.5	6.9
3. Marine Corps	15.2	15.9	14.1	15.5	12.1	18.8	14.3	12.5	18.7	13.5	15.9	15.5	12.5	5.2	28.2	23.3
4. Air Force	25.4	24.5	28.3	27.5	24.8	14.8	34.0	21.9	29.5	27.6	22.5	25.2	22.5	32.1	27.8	23.1
5. Coast Guard	3.5	2.7	5.2	2.6	3.8	1.9	0.8	3.8	7.2	2.9	4.9	2.1	7.2	-	4.0	-
6. Uncertain	13.7	14.2	13.1	15.2	8.4	11.2	12.8	16.0	12.1	14.2	11.3	17.4	10.1	16.6	1.6	31.5
<i>Item 730 Subject L01</i>	<i>N†</i> 474	337	114	293	82	70	119	187	98	311	139	208	135	45	59	12
C33: (FORMS 1 AND 5 ONLY) Do you expect to be an officer?																
1. No	15.9	14.3	18.1	12.2	24.2	16.7	16.6	15.8	14.7	11.9	21.8	16.3	11.2	17.3	19.8	18.1
2. Uncertain	42.2	45.0	37.9	42.7	42.8	37.2	34.6	40.9	57.3	35.8	57.9	38.9	49.4	37.1	41.9	55.9
3. Yes	41.9	40.7	44.0	45.0	33.1	46.1	48.8	43.4	28.0	52.3	20.3	44.8	39.5	45.6	38.3	26.0
<i>Item 740 Subject L01</i>	<i>N†</i> 482	339	119	297	81	70	119	192	101	318	139	212	134	48	62	12
C34: (FORMS 1 AND 5 ONLY) Do you expect to have a career in the Armed Forces?																
1. No	20.1	18.5	20.9	19.4	27.2	28.5	18.2	20.4	16.1	20.7	16.0	21.8	14.2	27.9	21.0	31.0
2. Uncertain	46.9	48.4	46.9	47.8	38.0	36.7	46.1	47.0	54.9	46.7	50.0	46.8	46.4	36.1	57.7	44.7
3. Yes	32.9	33.1	32.3	32.8	34.8	34.8	35.7	32.6	29.0	32.5	34.1	31.3	39.3	36.0	21.3	24.3
<i>Item 750 Subject L01</i>	<i>N†</i> 483	340	119	297	81	70	119	192	101	319	139	212	134	48	62	12
C32: (FORM 6 ONLY) When you drive a car, how often do you wear a seatbelt?																
1. Never	6.4	9.2	4.0	6.8	6.1	10.2	5.6	5.6	5.7	5.0	11.5	4.4	6.2	5.9	11.7	8.6
2. Seldom	8.9	11.6	6.1	9.5	8.9	9.6	7.7	11.3	5.3	7.8	12.6	5.4	10.3	9.6	15.0	16.6
3. Sometimes	8.1	10.1	6.5	8.5	10.7	5.9	9.6	9.6	5.5	7.5	10.5	5.3	9.2	11.8	12.2	11.4
4. Often	11.8	12.7	10.6	11.6	16.5	11.0	13.6	11.6	10.6	11.4	13.2	11.6	14.0	9.7	10.9	8.4
5. Always	60.3	53.9	66.6	61.0	48.5	56.1	61.4	58.1	66.4	63.8	47.2	67.9	56.8	59.0	47.5	54.6
8. Does not apply	4.5	2.5	6.2	2.6	9.4	7.1	2.1	3.8	6.5	4.4	4.9	5.5	3.5	4.0	2.7	0.4
<i>Item 22210 Subject F07, S02, T02</i>	<i>N</i> 2242	1042	1129	1532	276	401	592	808	441	1724	478	1018	573	253	332	40
C33: (FORM 6 ONLY) When you are riding in the front passenger seat of a car, how often do you wear a seatbelt?																
1. Never	5.9	8.6	3.6	6.0	6.8	9.7	5.5	5.4	4.0	4.7	10.4	4.0	5.6	4.4	11.1	7.3
2. Seldom	10.1	13.4	6.7	11.2	9.0	9.7	9.4	12.1	7.6	8.9	14.5	5.8	11.7	13.1	16.9	23.9
3. Sometimes	11.4	11.1	11.8	11.4	14.8	11.9	13.3	12.8	5.9	9.5	18.7	8.6	12.2	17.0	13.5	21.0
4. Often	18.3	18.4	18.3	17.7	21.6	17.4	18.3	19.2	17.3	19.7	13.2	19.1	18.9	17.3	17.5	5.7
5. Always	53.9	48.1	59.4	53.7	47.1	50.7	53.3	49.9	65.0	57.0	42.3	62.2	51.0	48.2	40.6	41.8
8. Does not apply	0.4	0.4	0.2	*	0.8	0.5	0.3	0.6	0.1	0.2	0.9	0.3	0.5	-	0.4	0.4
<i>Item 22220 Subject F07, S02, T02</i>	<i>N</i> 2237	1039	1125	1528	280	398	592	811	436	1720	478	1017	572	251	332	41
The following questions are about CIGARETTE SMOKING.																
B01: Have you ever smoked cigarettes?																
1. Never—GO TO Q.B03	35.4	35.4	35.6	32.1	54.2	34.7	33.3	35.0	39.6	38.1	27.0	61.9	15.2	17.5	8.8	5.6
2. Once or twice	21.8	21.8	21.6	19.7	26.7	21.8	20.2	21.1	25.2	22.1	20.5	22.1	28.0	21.6	13.1	7.4
3. Occasionally but not regularly	16.3	16.9	15.9	17.7	10.5	16.7	17.0	16.6	14.3	16.8	14.8	9.6	25.3	22.7	16.9	13.8
4. Regularly in the past	7.8	7.6	8.0	8.6	3.2	8.2	8.7	8.1	5.9	7.4	8.8	2.9	9.7	11.7	14.6	19.0
5. Regularly now	18.7	18.3	18.9	22.0	5.3	18.7	20.7	19.2	15.1	15.5	29.0	3.5	21.7	26.5	46.7	54.3
<i>Item 760 Subject A01a</i>	<i>N</i> 13821	6423	6760	9455	1650	2538	3612	5009	2661	10262	2829	6158	3463	1457	2238	281
B02: How frequently have you smoked cigarettes during the past 30 days?																
1. Not at all—incl. (1) in B01	65.4	64.6	66.5	60.9	85.1	65.8	62.2	63.8	72.4	68.6	55.1	88.6	54.4	50.6	33.1	24.3
2. Less than one cigarette per day	11.5	11.7	11.3	12.3	7.0	11.1	11.9	12.0	10.3	11.9	10.6	6.2	17.8	17.4	13.0	12.2
3. One to five cigarettes per day	10.0	9.2	10.7	10.8	5.2	9.7	10.9	10.3	8.3	9.4	11.1	3.1	15.2	13.3	17.6	15.1
4. About one-half pack per day	7.1	7.5	6.8	8.6	1.7	7.4	7.7	7.1	6.0	6.0	10.7	1.0	7.4	11.6	18.2	23.5
5. About one pack per day	4.4	5.0	3.7	5.6	0.4	4.8	5.1	5.0	2.1	3.0	9.0	0.7	4.1	5.2	13.7	12.5
6. About one and one-half packs per day	1.1	1.3	0.8	1.3	0.5	1.0	1.4	1.2	0.7	0.7	2.2	0.1	0.8	1.1	3.5	5.6
7. Two packs or more per day	0.5	0.7	0.2	0.5	0.1	0.3	0.8	0.6	0.3	0.3	1.2	0.2	0.3	0.7	0.9	6.8
<i>Item 780 Subject A01c</i>	<i>N</i> 13804	6420	6747	9442	1649	2531	3612	5004	2658	10250	2822	6149	3459	1451	2238	281

†=excludes respondents for whom question was inappropriate. *=less than .05 percent.

QUESTIONNAIRE FORM 1-6 1999	TOTAL	SEX		RACE		REGION				COLLEGE PLANS?		ILLICIT DRUG USE: LIFETIME				
		M	F	White	Black	NE	NC	S	W	Yes	No	None	Mari- juana Only	Few Pills	More Pills	Any Her- oin
<i>N (Weighted No. of Cases):</i> <i>% of Weighted Total:</i>	14056 100.0	6485 46.1	6804 48.4	9499 67.6	1692 12.0	2572 18.3	3668 26.1	5108 36.3	2708 19.3	10344 73.6	2848 20.3	6206 44.2	3483 24.8	1467 10.4	2252 16.0	283 2.0
B03: Next we want to ask you about drinking alcoholic beverages, including beer, wine, wine coolers, and liquor. Have you ever had any beer, wine, wine coolers, or liquor to drink—more than just a few sips?																
1. No—GO TO Q.B07	20.1	20.3	19.6	18.3	29.6	16.0	19.9	20.8	22.8	20.9	16.2	38.8	4.9	7.7	2.1	3.5
2. Yes	79.9	79.7	80.4	81.7	70.4	84.0	80.1	79.2	77.2	79.1	83.8	61.2	95.1	92.3	97.9	96.5
<i>Item 790 Subject A01a</i>	<i>N 11318</i>	<i>5269</i>	<i>5594</i>	<i>7831</i>	<i>1321</i>	<i>2080</i>	<i>2964</i>	<i>4066</i>	<i>2208</i>	<i>8501</i>	<i>2330</i>	<i>5052</i>	<i>2811</i>	<i>1253</i>	<i>1878</i>	<i>230</i>
B04: On how many occasions have you had alcoholic beverages to drink—more than just a few sips . . .																
B04A: . . . in your lifetime?																
1. 0 occasions—incl. (1) in B03	20.0	20.2	19.5	18.4	29.1	16.0	20.1	20.5	22.6	20.9	16.4	38.4	4.6	8.0	2.5	3.0
2. 1-2	8.1	7.2	9.1	7.1	13.3	6.1	7.9	8.8	8.9	8.5	7.0	13.6	4.7	5.5	1.1	0.3
3. 3-5	10.0	8.4	11.7	9.4	14.2	9.4	10.4	10.6	9.2	10.2	9.7	13.2	10.5	6.4	4.0	0.7
4. 6-9	9.1	7.2	10.8	8.7	10.1	9.7	9.1	8.3	9.9	9.3	8.4	10.0	10.9	9.4	4.5	1.7
5. 10-19	13.2	11.3	15.3	13.0	14.0	13.5	13.6	13.1	12.7	13.2	13.5	11.0	17.9	16.0	10.9	7.5
6. 20-39	12.1	11.6	12.5	13.0	8.4	15.4	11.9	11.5	10.3	12.4	11.7	6.7	18.2	17.1	14.9	6.9
7. 40 or more	27.5	34.1	21.1	30.4	11.0	29.9	27.0	27.3	26.3	25.5	33.3	7.2	33.1	37.6	62.2	79.9
<i>Item 810 Subject A01a</i>	<i>N 13413</i>	<i>6232</i>	<i>6598</i>	<i>9271</i>	<i>1555</i>	<i>2460</i>	<i>3520</i>	<i>4835</i>	<i>2598</i>	<i>10059</i>	<i>2688</i>	<i>6016</i>	<i>3377</i>	<i>1414</i>	<i>2185</i>	<i>269</i>
B04B: . . . during the last 12 months?																
1. 0 occasions—incl. (1) in B03	26.2	25.7	26.6	23.5	40.1	21.2	25.4	27.5	29.8	27.3	22.1	47.3	10.1	12.2	4.8	4.7
2. 1-2	16.4	13.6	19.1	15.1	23.3	15.4	16.8	17.0	15.8	16.3	17.4	21.1	15.9	15.4	7.5	2.1
3. 3-5	12.6	10.3	15.2	12.1	13.8	13.1	12.4	12.4	13.0	12.6	13.2	11.9	16.7	13.3	9.0	5.0
4. 6-9	11.1	10.0	12.3	11.9	9.5	12.1	11.5	10.5	10.7	11.4	10.5	8.1	15.3	13.3	11.6	8.2
5. 10-19	13.1	14.2	11.9	14.3	6.4	16.0	12.9	12.0	13.0	13.1	13.4	6.6	18.5	17.9	19.0	18.7
6. 20-39	9.0	10.1	8.1	10.3	3.0	11.3	9.4	8.9	6.5	9.1	8.4	3.2	11.4	13.6	17.2	18.2
7. 40 or more	11.4	16.1	6.7	12.8	3.9	11.0	11.5	11.7	11.1	10.2	15.0	1.8	12.1	14.3	31.0	43.2
<i>Item 820 Subject A01b</i>	<i>N 13351</i>	<i>6208</i>	<i>6562</i>	<i>9241</i>	<i>1539</i>	<i>2456</i>	<i>3508</i>	<i>4802</i>	<i>2586</i>	<i>10018</i>	<i>2684</i>	<i>5973</i>	<i>3362</i>	<i>1415</i>	<i>2183</i>	<i>269</i>
B04C: . . . during the last 30 days?																
1. 0 occasions—incl. (1) in B03	49.0	44.7	53.2	45.1	69.2	42.8	48.9	50.5	52.2	50.2	44.8	72.9	34.5	34.1	20.3	11.8
2. 1-2	20.7	18.9	22.7	21.4	16.7	23.7	20.7	19.2	20.6	21.1	19.7	16.7	28.5	24.7	17.7	15.5
3. 3-5	12.6	13.8	11.4	13.6	7.1	14.8	12.5	12.0	11.8	12.4	13.4	5.6	17.5	16.6	20.7	17.0
4. 6-9	8.5	9.8	7.2	9.9	2.7	10.1	8.4	8.6	7.1	8.4	8.9	2.5	10.1	14.1	17.9	20.4
5. 10-19	5.8	7.7	4.0	6.4	3.0	5.8	6.3	5.9	5.1	5.2	7.3	1.7	6.3	7.1	14.0	17.0
6. 20-39	1.7	2.6	0.9	2.0	0.5	1.5	1.5	2.1	1.6	1.4	2.8	0.4	1.7	1.7	4.5	10.9
7. 40 or more	1.6	2.6	0.5	1.6	0.8	1.3	1.6	1.8	1.6	1.2	3.1	0.2	1.3	1.6	5.0	7.4
<i>Item 830 Subject A01c</i>	<i>N 13362</i>	<i>6222</i>	<i>6562</i>	<i>9257</i>	<i>1539</i>	<i>2459</i>	<i>3510</i>	<i>4801</i>	<i>2592</i>	<i>10021</i>	<i>2695</i>	<i>5961</i>	<i>3370</i>	<i>1427</i>	<i>2187</i>	<i>269</i>
B05: On the occasions that you drink alcoholic beverages, how often do you drink enough to feel pretty high?																
1. On none of the occasions	22.3	18.6	26.0	17.8	43.6	20.0	20.5	25.5	21.1	22.7	21.2	42.5	15.8	14.3	5.6	3.2
2. On few of the occasions	25.9	21.7	29.8	25.0	28.0	24.9	25.4	26.0	27.3	25.5	27.7	29.5	27.9	25.5	18.6	11.2
3. On about half of the occasions	14.9	15.9	13.8	15.6	10.3	15.2	13.8	15.7	14.3	14.9	14.1	10.7	16.5	17.4	17.4	15.7
4. On most of the occasions	21.6	23.8	19.6	24.6	9.8	24.9	22.9	19.1	20.9	22.3	18.8	11.3	24.5	27.5	29.6	34.2
5. On nearly all of the occasions	15.4	20.1	10.9	16.9	8.2	15.0	17.4	13.6	16.4	14.5	18.2	6.0	15.3	15.2	28.8	35.7
<i>Item 840 Subject A01e</i>	<i>N† 9064</i>	<i>4223</i>	<i>4500</i>	<i>6418</i>	<i>940</i>	<i>1755</i>	<i>2375</i>	<i>3237</i>	<i>1697</i>	<i>6737</i>	<i>1963</i>	<i>3083</i>	<i>2678</i>	<i>1160</i>	<i>1856</i>	<i>224</i>
B06: Think back over the LAST TWO WEEKS. How many times have you had five or more drinks in a row? (A "drink" is a bottle of beer, a glass of wine, a wine cooler, a shot glass of liquor, or a mixed drink.)																

†=excludes respondents for whom question was inappropriate.

MONITORING THE FUTURE

QUESTIONNAIRE FORM 1-6 1999	TOTAL	SEX		RACE		REGION				COLLEGE PLANS?		ILLICIT DRUG USE: LIFETIME				
		M	F	White	Black	NE	NC	S	W	Yes	No	None	Mari- juana Only	Few Pills	More Pills	Any Her- oin
<i>N (Weighted No. of Cases):</i> <i>% of Weighted Total:</i>	14056 100.0	6485 46.1	6804 48.4	9499 67.6	1692 12.0	2572 18.3	3668 26.1	5108 36.3	2708 19.3	10344 73.6	2848 20.3	6206 44.2	3483 24.8	1467 10.4	2252 16.0	283 2.0
(NOTE: In four forms wine coolers were included in the question text.)																
1. None—incl. (1) in B03	69.2	61.9	76.4	65.2	88.1	66.3	68.4	70.0	71.4	70.5	64.6	89.2	61.5	57.7	37.9	23.4
2. Once	10.2	10.7	9.8	11.4	3.8	13.0	9.8	8.9	10.5	10.6	8.9	5.6	14.7	13.6	13.9	12.3
3. Twice	7.6	8.8	6.5	8.7	2.8	8.3	8.3	7.2	6.8	7.2	8.8	2.5	10.2	10.8	14.7	15.9
4. Three to five times	8.7	12.0	5.3	10.0	3.0	9.0	9.3	8.8	7.3	8.0	10.8	1.9	9.2	13.0	21.9	26.7
5. Six to nine times	2.7	3.9	1.5	3.0	1.8	2.1	2.4	3.2	2.7	2.4	3.9	0.5	3.1	3.6	6.6	10.8
6. Ten or more times	1.7	2.7	0.6	1.6	0.5	1.3	1.7	2.0	1.3	1.2	3.0	0.4	1.3	1.3	5.0	10.9
<i>Item 850 Subject A01d</i>	<i>N 13263</i>	<i>6156</i>	<i>6543</i>	<i>9182</i>	<i>1533</i>	<i>2452</i>	<i>3474</i>	<i>4764</i>	<i>2573</i>	<i>9963</i>	<i>2646</i>	<i>5983</i>	<i>3331</i>	<i>1389</i>	<i>2149</i>	<i>265</i>
The next major section of this questionnaire deals with various other drugs. There is a lot of talk these days about this subject, but very little accurate information. Therefore, we still have a lot to learn about the actual experiences and attitudes of people your age.																
We hope that you can answer all questions; but if you find one which you feel you cannot answer honestly, we would prefer that you leave it blank.																
Remember that your answers will be kept strictly confidential; they are never connected with your name or your class.																
B07: On how many occasions (if any) have you used marijuana (weed, pot) or hashish (hash, hash oil) . . .																
B07A: . . . in your lifetime?																
1. 0 occasions	50.3	47.9	53.0	50.2	53.3	49.2	51.9	51.2	47.7	53.0	42.8	100.0	-	24.9	12.3	3.5
2. 1-2	9.9	9.3	10.4	9.2	12.5	9.5	9.2	10.1	10.6	9.5	10.9	-	30.3	12.2	4.8	1.2
3. 3-5	6.7	6.2	7.3	6.6	6.7	7.1	6.6	6.6	6.5	6.5	7.3	-	19.2	8.7	4.9	1.7
4. 6-9	4.9	4.6	5.1	4.6	6.3	5.0	4.8	5.1	4.5	4.9	4.7	-	12.9	8.3	3.8	3.6
5. 10-19	6.3	6.4	6.2	6.9	4.3	7.1	5.5	5.9	7.3	6.3	6.1	-	13.7	12.0	8.7	4.2
6. 20-39	4.9	4.9	4.8	5.0	4.4	5.7	4.9	4.9	4.4	4.8	5.1	-	8.3	9.7	9.6	9.4
7. 40 or more	17.1	20.7	13.2	17.5	12.6	16.4	17.1	16.3	19.1	15.0	23.0	-	15.6	24.2	55.9	76.4
<i>Item 860 Subject A01a</i>	<i>N 13593</i>	<i>6337</i>	<i>6691</i>	<i>9364</i>	<i>1618</i>	<i>2484</i>	<i>3563</i>	<i>4906</i>	<i>2640</i>	<i>10172</i>	<i>2759</i>	<i>6206</i>	<i>3472</i>	<i>1441</i>	<i>2196</i>	<i>266</i>
B07B: . . . during the last 12 months?																
1. 0 occasions	62.2	58.6	65.9	61.3	69.2	61.0	62.0	64.0	60.2	64.1	56.8	100.0	32.0	41.2	22.5	11.6
2. 1-2	9.8	10.1	9.6	9.6	8.9	9.3	9.4	9.7	10.9	9.5	10.5	-	26.1	15.0	8.9	4.5
3. 3-5	6.4	6.1	6.8	6.7	5.8	7.4	6.6	6.3	5.6	6.5	6.4	-	15.2	10.9	8.2	4.9
4. 6-9	4.0	3.8	4.1	4.2	3.3	4.1	3.7	3.9	4.6	3.9	5.0	-	7.9	7.2	6.8	8.2
5. 10-19	4.5	5.0	4.0	4.8	2.7	5.5	4.5	3.9	4.7	4.6	4.0	-	7.4	9.7	8.6	9.2
6. 20-39	3.7	3.6	3.8	3.8	3.5	4.1	3.8	3.7	3.3	3.6	4.4	-	4.7	5.9	10.2	12.8
7. 40 or more	9.3	12.7	5.8	9.6	6.7	8.6	9.9	8.5	10.8	7.9	13.1	-	6.6	10.2	34.8	48.8
<i>Item 870 Subject A01b</i>	<i>N 13554</i>	<i>6309</i>	<i>6682</i>	<i>9345</i>	<i>1609</i>	<i>2477</i>	<i>3555</i>	<i>4896</i>	<i>2626</i>	<i>10152</i>	<i>2751</i>	<i>6206</i>	<i>3441</i>	<i>1438</i>	<i>2185</i>	<i>266</i>
B07C: . . . during the last 30 days?																
1. 0 occasions	76.9	73.7	80.3	76.6	79.6	75.8	76.8	77.9	75.8	78.2	73.4	100.0	65.6	65.5	43.0	24.1
2. 1-2	7.7	7.4	7.9	7.6	8.2	7.7	7.4	7.8	8.1	7.8	7.2	-	17.2	13.3	10.8	9.2
3. 3-5	3.7	4.3	3.3	4.0	3.0	5.0	3.4	3.5	3.4	3.9	3.4	-	7.0	6.7	6.7	8.2
4. 6-9	2.5	3.0	2.0	2.6	2.0	3.2	2.4	2.3	2.4	2.5	2.2	-	3.4	4.1	6.3	9.2
5. 10-19	3.1	3.7	2.6	3.4	2.4	2.6	3.7	3.3	2.7	2.8	4.5	-	3.5	4.5	9.6	10.9
6. 20-39	2.6	3.1	2.1	2.6	2.1	2.6	2.8	2.3	2.9	2.1	3.6	-	1.6	2.6	10.5	12.8
7. 40 or more	3.4	4.8	1.9	3.3	2.7	3.1	3.4	2.9	4.7	2.6	5.6	-	1.8	3.2	13.1	25.6
<i>Item 880 Subject A01c</i>	<i>N 13563</i>	<i>6311</i>	<i>6689</i>	<i>9352</i>	<i>1610</i>	<i>2478</i>	<i>3556</i>	<i>4898</i>	<i>2632</i>	<i>10156</i>	<i>2757</i>	<i>6206</i>	<i>3444</i>	<i>1440</i>	<i>2189</i>	<i>267</i>

DESCRIPTIVE RESULTS: 1999

27

QUESTIONNAIRE FORM 1-6 1999	TOTAL	SEX		RACE		REGION				COLLEGE PLANS?		ILLICIT DRUG USE: LIFETIME					
		M	F	White	Black	NE	NC	S	W	Yes	No	None	Mari- juana Only	Few Pills	More Pills	Any Her- oin	
<i>N (Weighted No. of Cases):</i> <i>% of Weighted Total:</i>	14056 100.0	6485 46.1	6804 48.4	9499 67.6	1692 12.0	2572 18.3	3668 26.1	5108 36.3	2708 19.3	10344 73.6	2848 20.3	6206 44.2	3483 24.8	1467 10.4	2252 16.0	283 2.0	
B08: On how many occasions, if any, have you used LSD ("acid") . . .																	
B08A: . . . in your lifetime?																	
1. 0 occasions	87.8	86.0	89.6	86.2	98.8	88.8	87.6	88.1	86.6	88.6	86.0	100.0	100.0	78.5	48.9	19.8	
2. 1-2	4.9	4.8	5.0	5.6	0.4	4.1	4.8	4.9	5.9	4.9	5.1	-	-	21.5	14.4	14.2	
3. 3-5	2.2	2.7	1.8	2.5	0.2	2.4	2.2	2.2	2.2	2.0	2.8	-	-	-	12.7	9.6	
4. 6-9	1.8	1.9	1.7	2.0	0.1	1.8	1.6	1.8	2.0	1.7	2.0	-	-	-	9.2	15.8	
5. 10-19	1.4	1.9	0.9	1.6	0.2	1.1	1.6	1.3	1.5	1.4	1.2	-	-	-	7.0	12.5	
6. 20-39	1.0	1.3	0.5	1.1	0.1	0.8	1.2	0.7	1.1	0.7	1.6	-	-	-	4.5	10.9	
7. 40 or more	0.9	1.3	0.4	0.9	0.2	1.0	1.0	0.9	0.7	0.7	1.2	-	-	-	3.3	17.1	
<i>Item 890 Subject A01a</i>	<i>N 13709</i>	<i>6400</i>	<i>6744</i>	<i>9426</i>	<i>1644</i>	<i>2512</i>	<i>3588</i>	<i>4952</i>	<i>2657</i>	<i>10245</i>	<i>2805</i>	<i>6173</i>	<i>3462</i>	<i>1460</i>	<i>2224</i>	<i>274</i>	
B08B: . . . during the last 12 months?																	
1. 0 occasions	91.9	90.0	93.9	90.8	99.1	92.2	90.9	92.3	92.4	92.7	90.6	100.0	100.0	90.9	63.7	37.6	
2. 1-2	4.0	4.6	3.5	4.6	0.3	3.8	4.2	4.0	4.3	3.8	4.7	-	-	9.1	17.0	15.9	
3. 3-5	1.9	2.4	1.5	2.3	0.2	1.8	2.4	2.0	1.4	1.6	2.6	-	-	-	9.8	17.0	
4. 6-9	1.0	1.4	0.6	1.1	0.1	0.9	1.3	0.7	1.4	0.9	1.1	-	-	-	5.0	11.1	
5. 10-19	0.5	0.8	0.3	0.7	0.1	0.9	0.7	0.4	0.3	0.5	0.6	-	-	-	2.4	7.4	
6. 20-39	0.3	0.5	0.1	0.3	0.1	0.3	0.3	0.3	0.3	0.3	0.3	-	-	-	1.2	5.4	
7. 40 or more	0.2	0.3	0.1	0.2	0.1	0.2	0.3	0.3	0.1	0.2	0.2	-	-	-	0.8	5.4	
<i>Item 900 Subject A01b</i>	<i>N 13698</i>	<i>6391</i>	<i>6742</i>	<i>9413</i>	<i>1644</i>	<i>2509</i>	<i>3587</i>	<i>4946</i>	<i>2656</i>	<i>10237</i>	<i>2803</i>	<i>6174</i>	<i>3462</i>	<i>1456</i>	<i>2216</i>	<i>274</i>	
B08C: . . . during the last 30 days?																	
1. 0 occasions	97.3	96.4	98.3	97.1	99.4	96.5	97.4	97.2	98.0	97.6	97.1	100.0	100.0	98.6	88.1	68.7	
2. 1-2	1.9	2.5	1.3	2.2	0.2	2.8	1.8	1.8	1.5	1.7	2.1	-	-	1.4	9.3	13.8	
3. 3-5	0.4	0.6	0.2	0.5	0.2	0.3	0.5	0.5	0.4	0.4	0.4	-	-	-	1.7	8.3	
4. 6-9	0.2	0.2	0.1	0.2	0.1	0.2	0.2	0.2	*	0.2	0.2	-	-	-	0.6	4.0	
5. 10-19	0.1	0.2	*	0.1	0.1	0.1	0.1	0.2	*	0.1	0.1	-	-	-	0.2	3.7	
6. 20-39	*	*	-	-	-	-	*	-	-	-	0.1	-	-	-	-	0.6	
7. 40 or more	*	0.1	*	*	*	0.1	*	*	*	*	*	-	-	-	0.1	0.9	
<i>Item 910 Subject A01c</i>	<i>N 13699</i>	<i>6392</i>	<i>6741</i>	<i>9415</i>	<i>1644</i>	<i>2509</i>	<i>3588</i>	<i>4948</i>	<i>2654</i>	<i>10235</i>	<i>2805</i>	<i>6175</i>	<i>3462</i>	<i>1455</i>	<i>2215</i>	<i>275</i>	
B09: On how many occasions (if any) have you used psychedelics other than LSD (like mescaline, peyote, psilocybin, PCP) . . .																	
B09A: . . . in your lifetime?																	
1. 0 occasions	93.3	92.0	94.8	92.6	99.2	92.1	93.9	94.6	91.3	93.8	92.7	100.0	100.0	92.5	71.9	32.6	
2. 1-2	3.1	3.4	2.8	3.4	0.3	3.6	3.1	2.3	3.9	3.0	3.4	-	-	7.5	11.5	21.7	
3. 3-5	1.4	1.6	1.2	1.7	0.1	1.7	1.3	1.2	1.9	1.3	1.8	-	-	-	7.5	11.6	
4. 6-9	0.8	1.1	0.4	0.9	0.1	1.1	0.8	0.5	1.1	0.7	0.9	-	-	-	3.9	8.9	
5. 10-19	0.6	0.9	0.3	0.8	*	0.7	0.3	0.7	0.9	0.6	0.7	-	-	-	2.9	8.2	
6. 20-39	0.3	0.4	0.2	0.3	0.1	0.6	0.2	0.3	0.4	0.3	0.3	-	-	-	1.4	5.6	
7. 40 or more	0.4	0.6	0.2	0.4	0.1	0.2	0.4	0.4	0.5	0.4	0.4	-	-	-	1.0	11.4	
<i>Item 920 Subject A01a</i>	<i>N 13687</i>	<i>6394</i>	<i>6733</i>	<i>9426</i>	<i>1638</i>	<i>2511</i>	<i>3583</i>	<i>4935</i>	<i>2657</i>	<i>10234</i>	<i>2799</i>	<i>6177</i>	<i>3454</i>	<i>1455</i>	<i>2207</i>	<i>275</i>	
B09B: . . . during the last 12 months?																	
1. 0 occasions	95.7	94.6	96.9	95.2	99.4	94.5	96.3	96.7	94.3	96.0	95.6	100.0	100.0	96.4	80.9	58.9	
2. 1-2	2.4	2.6	2.1	2.7	0.2	2.9	2.2	1.6	3.4	2.3	2.4	-	-	3.6	10.6	13.9	
3. 3-5	1.0	1.5	0.4	1.1	0.2	1.3	0.8	0.7	1.3	0.8	1.2	-	-	-	4.8	9.8	
4. 6-9	0.4	0.6	0.2	0.5	*	0.5	0.3	0.3	0.6	0.4	0.3	-	-	-	1.8	6.4	
5. 10-19	0.4	0.4	0.2	0.3	0.1	0.6	0.3	0.3	0.3	0.3	0.3	-	-	-	1.3	7.1	
6. 20-39	0.1	0.2	*	0.1	-	*	*	0.2	0.1	0.1	*	-	-	-	0.4	1.5	
7. 40 or more	0.1	0.1	0.1	0.1	0.1	0.1	0.1	0.1	*	0.1	0.1	-	-	-	0.2	2.4	
<i>Item 930 Subject A01b</i>	<i>N 13690</i>	<i>6396</i>	<i>6733</i>	<i>9424</i>	<i>1641</i>	<i>2511</i>	<i>3582</i>	<i>4936</i>	<i>2661</i>	<i>10239</i>	<i>2797</i>	<i>6177</i>	<i>3457</i>	<i>1454</i>	<i>2206</i>	<i>275</i>	
B09C: . . . during the last 30 days?																	
1. 0 occasions	98.4	98.1	99.0	98.4	99.6	97.8	99.0	98.6	98.0	98.6	98.5	100.0	100.0	99.4	93.2	79.7	
2. 1-2	1.1	1.4	0.7	1.2	0.3	1.6	0.6	0.8	1.7	1.0	1.1	-	-	0.6	5.5	6.8	
3. 3-5	0.3	0.3	0.2	0.3	*	0.3	0.2	0.4	0.1	0.2	0.2	-	-	-	0.6	8.3	
4. 6-9	0.2	0.1	0.1	0.1	0.1	0.2	0.1	0.1	0.2	0.1	0.1	-	-	-	0.4	4.1	
5. 10-19	*	*	*	*	-	*	0.1	*	-	*	-	-	-	-	-	0.1	0.8
6. 20-39	-	-	-	-	-	-	-	-	-	-	-	-	-	-	-	-	-
7. 40 or more	*	*	-	*	*	0.1	*	*	-	*	0.1	-	-	-	0.1	0.4	
<i>Item 940 Subject A01c</i>	<i>N 13689</i>	<i>6396</i>	<i>6730</i>	<i>9425</i>	<i>1640</i>	<i>2512</i>	<i>3582</i>	<i>4935</i>	<i>2659</i>	<i>10238</i>	<i>2797</i>	<i>6177</i>	<i>3457</i>	<i>1454</i>	<i>2205</i>	<i>275</i>	
B10: On how many occasions (if any) have you used cocaine (sometimes called "coke", "crack", "rock") . . .																	

*=less than .05 percent.

MONITORING THE FUTURE

QUESTIONNAIRE FORM 1-6 1999	TOTAL	SEX		RACE		REGION				COLLEGE PLANS?		ILLICIT DRUG USE: LIFETIME				
		M	F	White	Black	NE	NC	S	W	Yes	No	None	Mari- juana Only	Few Pills	More Pills	Any Her- oin
<i>N (Weighted No. of Cases):</i> <i>% of Weighted Total:</i>	14056 100.0	6485 46.1	6804 48.4	9499 67.6	1692 12.0	2572 18.3	3668 26.1	5108 36.3	2708 19.3	10344 73.6	2848 20.3	6206 44.2	3483 24.8	1467 10.4	2252 16.0	283 2.0
B10A: . . . in your lifetime?																
1. 0 occasions	90.2	89.4	91.3	89.5	98.3	92.6	90.3	89.7	88.9	91.5	85.9	100.0	100.0	86.0	59.2	13.9
2. 1-2	3.5	3.8	3.4	3.8	0.9	2.8	3.8	3.3	4.4	3.1	5.3	-	-	12.7	12.2	11.6
3. 3-5	1.8	1.6	2.0	2.0	0.3	1.8	1.5	2.1	1.9	1.6	2.6	-	-	1.3	8.4	17.8
4. 6-9	1.1	1.3	0.9	1.1	0.1	0.5	1.2	1.2	1.4	1.0	1.4	-	-	-	5.8	9.9
5. 10-19	1.2	1.4	0.9	1.3	0.1	1.2	1.2	1.2	1.1	1.1	1.6	-	-	-	5.6	13.7
6. 20-39	0.7	0.8	0.6	0.8	0.1	0.4	0.7	0.8	0.9	0.6	1.1	-	-	-	3.6	8.2
7. 40 or more	1.3	1.5	0.9	1.4	0.2	0.6	1.3	1.7	1.4	1.1	2.2	-	-	-	5.2	24.8
<i>Item 950 Subject A01a</i>	<i>N 13622</i>	<i>6385</i>	<i>6727</i>	<i>9410</i>	<i>1643</i>	<i>2485</i>	<i>3564</i>	<i>4929</i>	<i>2643</i>	<i>10221</i>	<i>2792</i>	<i>6157</i>	<i>3422</i>	<i>1443</i>	<i>2198</i>	<i>269</i>
B10B: . . . during the last 12 months?																
1. 0 occasions	93.8	92.7	95.1	93.2	99.1	95.7	93.8	93.1	93.1	94.6	90.9	100.0	100.0	94.7	72.3	37.8
2. 1-2	2.3	2.6	1.9	2.4	0.4	1.5	2.2	2.4	2.9	2.0	3.4	-	-	4.5	9.4	14.9
3. 3-5	1.2	1.4	1.1	1.4	0.2	1.1	1.0	1.4	1.3	1.1	1.4	-	-	0.8	5.6	12.4
4. 6-9	0.8	1.1	0.6	0.9	0.1	0.5	1.0	0.9	0.8	0.7	1.4	-	-	-	4.1	8.7
5. 10-19	0.8	1.0	0.6	0.9	0.1	0.6	1.2	0.7	0.8	0.6	1.5	-	-	-	3.9	10.3
6. 20-39	0.5	0.5	0.4	0.5	0.1	0.2	0.4	0.6	0.7	0.4	0.6	-	-	-	2.3	5.7
7. 40 or more	0.6	0.7	0.4	0.6	0.1	0.4	0.4	0.9	0.5	0.5	0.8	-	-	-	2.5	10.2
<i>Item 960 Subject A01b</i>	<i>N 13616</i>	<i>6381</i>	<i>6725</i>	<i>9404</i>	<i>1642</i>	<i>2484</i>	<i>3562</i>	<i>4927</i>	<i>2643</i>	<i>10219</i>	<i>2790</i>	<i>6157</i>	<i>3422</i>	<i>1442</i>	<i>2196</i>	<i>266</i>
B10C: . . . during the last 30 days?																
1. 0 occasions	97.4	96.7	98.2	97.2	99.5	98.3	97.4	97.1	97.1	97.8	96.3	100.0	100.0	99.2	88.5	65.0
2. 1-2	1.2	1.6	0.9	1.4	0.2	0.6	1.3	1.4	1.3	1.1	1.5	-	-	0.8	5.5	12.8
3. 3-5	0.7	1.0	0.4	0.7	0.1	0.4	0.8	0.5	1.1	0.5	1.3	-	-	-	3.2	7.8
4. 6-9	0.3	0.3	0.3	0.3	0.1	0.1	0.1	0.5	0.4	0.3	0.3	-	-	-	1.4	5.2
5. 10-19	0.2	0.2	0.1	0.2	*	0.2	0.2	0.2	0.1	0.1	0.3	-	-	-	0.7	3.4
6. 20-39	0.1	0.1	0.1	0.1	0.1	-	0.1	0.1	-	0.1	*	-	-	-	0.3	0.8
7. 40 or more	0.2	0.1	*	0.1	*	0.2	0.1	0.2	0.1	0.1	0.3	-	-	-	0.4	4.9
<i>Item 970 Subject A01c</i>	<i>N 13616</i>	<i>6382</i>	<i>6721</i>	<i>9405</i>	<i>1642</i>	<i>2485</i>	<i>3562</i>	<i>4927</i>	<i>2641</i>	<i>10221</i>	<i>2788</i>	<i>6157</i>	<i>3422</i>	<i>1441</i>	<i>2194</i>	<i>268</i>
(Data is combined from Forms 1-6, question number and section may vary.) On how many occasions (if any) have you used "crack" (cocaine in chunk or rock form) . . .																
B10D: . . . in your lifetime?																
1. 0 occasions	95.4	95.4	95.8	95.2	99.4	96.0	95.3	96.0	94.2	96.4	92.1	100.0	100.0	94.8	82.1	42.0
2. 1-2	2.1	1.9	2.3	2.2	0.1	1.6	1.9	2.0	3.1	1.8	3.3	-	-	5.2	7.1	21.5
3. 3-5	0.6	0.6	0.7	0.7	0.3	0.6	0.9	0.5	0.5	0.5	0.9	-	-	-	3.1	6.6
4. 6-9	0.7	0.9	0.5	0.8	0.1	0.6	0.8	0.6	0.9	0.5	1.4	-	-	-	3.2	9.4
5. 10-19	0.3	0.5	0.2	0.4	0.1	0.3	0.5	0.2	0.2	0.2	0.8	-	-	-	1.5	4.6
6. 20-39	0.3	0.2	0.4	0.3	*	0.2	0.3	0.2	0.4	0.2	0.5	-	-	-	1.3	4.4
7. 40 or more	0.5	0.5	0.3	0.4	*	0.6	0.3	0.5	0.7	0.3	1.0	-	-	-	1.5	11.4
<i>Item 22260 Subject A01a</i>	<i>N 13146</i>	<i>6134</i>	<i>6525</i>	<i>9158</i>	<i>1545</i>	<i>2337</i>	<i>3466</i>	<i>4748</i>	<i>2594</i>	<i>9927</i>	<i>2703</i>	<i>5945</i>	<i>3290</i>	<i>1395</i>	<i>2122</i>	<i>250</i>
B10E: . . . during the last 12 months?																
1. 0 occasions	97.4	97.1	97.8	97.2	99.6	97.6	97.2	97.8	96.7	98.1	95.1	100.0	100.0	97.5	89.2	68.4
2. 1-2	1.3	1.3	1.2	1.3	0.2	1.2	1.1	1.1	1.8	0.9	2.3	-	-	2.5	4.6	12.7
3. 3-5	0.4	0.5	0.3	0.4	0.1	0.3	0.5	0.2	0.6	0.3	0.6	-	-	-	2.2	2.7
4. 6-9	0.4	0.6	0.2	0.4	-	0.2	0.6	0.4	0.3	0.2	0.9	-	-	-	1.5	6.8
5. 10-19	0.2	0.2	0.2	0.2	0.1	0.2	0.3	0.1	0.2	0.1	0.5	-	-	-	0.9	2.6
6. 20-39	0.1	0.1	0.2	0.2	-	0.1	0.1	0.2	0.1	0.1	0.2	-	-	-	0.7	1.5
7. 40 or more	0.2	0.3	0.1	0.2	*	0.4	0.2	0.2	0.3	0.2	0.5	-	-	-	0.9	5.3
<i>Item 22270 Subject A01b</i>	<i>N 13146</i>	<i>6133</i>	<i>6526</i>	<i>9158</i>	<i>1545</i>	<i>2337</i>	<i>3466</i>	<i>4749</i>	<i>2593</i>	<i>9927</i>	<i>2703</i>	<i>5945</i>	<i>3290</i>	<i>1396</i>	<i>2122</i>	<i>249</i>
B10F: . . . during the last 30 days?																
1. 0 occasions	98.9	98.7	99.4	99.0	99.8	99.0	99.0	99.1	98.6	99.3	98.0	100.0	100.0	99.7	95.6	83.7
2. 1-2	0.6	0.7	0.4	0.5	*	0.4	0.5	0.5	1.0	0.3	1.2	-	-	0.3	2.6	7.3
3. 3-5	0.2	0.3	0.1	0.2	-	0.2	0.2	0.2	0.2	0.1	0.4	-	-	-	0.8	2.6
4. 6-9	*	0.1	*	0.1	*	*	0.1	*	*	*	0.1	-	-	-	0.2	0.9
5. 10-19	0.1	0.1	*	0.1	0.1	0.1	0.1	0.1	-	*	0.2	-	-	-	0.3	1.1
6. 20-39	*	-	*	*	*	-	0.1	*	*	*	-	-	-	-	0.1	0.8
7. 40 or more	0.1	0.2	*	0.1	*	0.3	0.1	0.1	0.1	0.1	0.2	-	-	-	0.4	3.6
<i>Item 22280 Subject A01c</i>	<i>N 13144</i>	<i>6134</i>	<i>6524</i>	<i>9154</i>	<i>1545</i>	<i>2336</i>	<i>3466</i>	<i>4749</i>	<i>2593</i>	<i>9927</i>	<i>2701</i>	<i>5945</i>	<i>3290</i>	<i>1396</i>	<i>2122</i>	<i>248</i>
(FORMS 1, 3, 4, AND 6 ONLY) On how many occasions (if any) have you used cocaine in any other form . . .																

* = less than .05 percent.

DESCRIPTIVE RESULTS: 1999

29

QUESTIONNAIRE FORM 1-6 1999	TOTAL	SEX		RACE		REGION				COLLEGE PLANS?		ILLICIT DRUG USE: LIFETIME				
		M	F	White	Black	NE	NC	S	W	Yes	No	None	Mari- juana Only	Few Pills	More Pills	Any Her- oin
<i>N (Weighted No. of Cases):</i> <i>% of Weighted Total:</i>	14056 100.0	6485 46.1	6804 48.4	9499 67.6	1692 12.0	2572 18.3	3668 26.1	5108 36.3	2708 19.3	10344 73.6	2848 20.3	6206 44.2	3483 24.8	1467 10.4	2252 16.0	283 2.0
B10G: . . . in your lifetime?																
1. 0 occasions	91.2	90.2	92.7	90.7	98.2	93.8	91.5	90.2	90.6	92.3	88.1	100.0	100.0	88.1	61.9	15.6
2. 1-2	3.6	4.0	3.3	3.9	1.2	2.7	3.5	3.9	4.3	3.1	5.7	-	-	11.9	13.4	16.5
3. 3-5	1.3	1.3	1.1	1.4	0.2	1.1	1.4	1.4	0.9	1.2	1.0	-	-	-	6.2	15.5
4. 6-9	1.0	1.1	0.9	1.0	-	0.7	0.8	1.2	1.0	0.9	1.2	-	-	-	5.3	8.4
5. 10-19	1.0	1.3	0.7	1.1	0.2	0.7	1.2	0.9	1.2	0.8	1.4	-	-	-	4.9	13.4
6. 20-39	0.7	0.8	0.6	0.7	-	0.5	0.5	0.8	1.0	0.6	0.8	-	-	-	3.5	7.9
7. 40 or more	1.2	1.4	0.8	1.2	0.2	0.6	1.2	1.6	1.0	1.0	1.7	-	-	-	4.9	22.7
<i>Item 22320 Subject A01a</i>	<i>N 9084</i>	<i>4237</i>	<i>4503</i>	<i>6256</i>	<i>1105</i>	<i>1646</i>	<i>2366</i>	<i>3312</i>	<i>1760</i>	<i>6756</i>	<i>1884</i>	<i>4171</i>	<i>2266</i>	<i>951</i>	<i>1432</i>	<i>161</i>
B10H: . . . during the last 12 months?																
1. 0 occasions	94.2	92.9	95.8	93.6	99.1	95.9	94.3	93.4	93.9	94.9	92.4	100.0	100.0	95.6	73.1	36.9
2. 1-2	2.5	3.1	1.8	2.8	0.5	1.7	2.3	2.7	3.0	2.2	3.5	-	-	4.4	10.0	24.1
3. 3-5	0.9	0.9	0.8	0.9	0.1	0.8	0.8	1.1	0.7	0.9	0.8	-	-	-	4.6	9.5
4. 6-9	0.8	1.1	0.5	0.8	-	0.4	0.6	0.9	1.2	0.7	1.0	-	-	-	4.4	6.2
5. 10-19	0.8	1.0	0.5	0.9	0.2	0.5	1.5	0.7	0.3	0.5	1.8	-	-	-	3.9	9.5
6. 20-39	0.4	0.3	0.4	0.3	*	0.3	0.1	0.5	0.5	0.4	0.2	-	-	-	1.9	4.0
7. 40 or more	0.5	0.6	0.2	0.5	*	0.4	0.3	0.8	0.4	0.5	0.3	-	-	-	2.1	9.8
<i>Item 22330 Subject A01b</i>	<i>N 9083</i>	<i>4237</i>	<i>4503</i>	<i>6253</i>	<i>1105</i>	<i>1645</i>	<i>2365</i>	<i>3312</i>	<i>1761</i>	<i>6754</i>	<i>1885</i>	<i>4171</i>	<i>2266</i>	<i>951</i>	<i>1432</i>	<i>160</i>
B10I: . . . during the last 30 days?																
1. 0 occasions	97.5	96.8	98.5	97.4	99.6	98.2	97.6	97.2	97.5	97.9	96.8	100.0	100.0	99.5	88.4	67.4
2. 1-2	1.4	2.1	0.8	1.6	0.2	0.8	1.7	1.5	1.4	1.2	2.0	-	-	0.5	6.8	17.3
3. 3-5	0.4	0.5	0.2	0.4	-	0.3	0.3	0.4	0.6	0.3	0.4	-	-	-	2.2	1.0
4. 6-9	0.3	0.3	0.3	0.3	-	0.3	0.2	0.5	0.3	0.2	0.5	-	-	-	1.5	5.0
5. 10-19	0.2	0.2	0.2	0.2	0.2	0.2	0.2	0.2	0.1	0.2	0.1	-	-	-	0.7	3.9
6. 20-39	0.1	*	*	*	-	-	-	0.1	0.1	*	0.1	-	-	-	0.2	2.0
7. 40 or more	0.1	0.2	*	0.1	*	0.2	*	0.1	0.1	0.1	0.2	-	-	-	0.3	3.4
<i>Item 22340 Subject A01c</i>	<i>N 9082</i>	<i>4238</i>	<i>4500</i>	<i>6252</i>	<i>1106</i>	<i>1646</i>	<i>2365</i>	<i>3312</i>	<i>1760</i>	<i>6754</i>	<i>1884</i>	<i>4171</i>	<i>2267</i>	<i>950</i>	<i>1430</i>	<i>160</i>
B11: Amphetamines have been prescribed by doctors to help people lose weight or to give people more energy. They are sometimes called uppers, ups, speed, bennies, dexies, pep pills, and diet pills. Drugstores are not supposed to sell them without a prescription from a doctor. Amphetamines do NOT include any non-prescription drugs, such as over-the-counter diet pills (like Dexatrim) or stay-awake pills (like No-Doz), or any mail-order drugs.																
On how many occasions (if any) have you taken amphetamines on your own—that is, without a doctor telling you to take them . . .																
B11A: . . . in your lifetime?																
1. 0 occasions	83.7	84.7	83.0	81.5	95.8	84.0	83.5	83.3	84.5	84.9	79.5	100.0	100.0	60.3	34.8	22.8
2. 1-2	6.6	5.3	7.6	7.3	2.5	6.6	6.3	6.5	7.0	6.2	8.0	-	-	39.7	13.0	12.2
3. 3-5	3.2	3.2	3.2	3.8	0.8	2.9	3.2	3.7	2.4	3.0	3.6	-	-	-	18.6	8.4
4. 6-9	1.7	1.6	1.9	2.1	0.2	1.8	1.7	2.0	1.2	1.6	2.6	-	-	-	9.6	9.4
5. 10-19	1.9	2.2	1.6	2.1	0.6	1.9	2.1	1.8	1.7	1.7	2.5	-	-	-	9.8	13.7
6. 20-39	0.8	0.8	0.9	1.0	0.1	1.2	1.0	0.6	0.7	0.7	1.3	-	-	-	4.3	7.5
7. 40 or more	2.1	2.2	1.8	2.3	0.1	1.5	2.2	2.1	2.6	1.9	2.5	-	-	-	9.8	25.9
<i>Item 980 Subject A01a</i>	<i>N 13666</i>	<i>6396</i>	<i>6731</i>	<i>9408</i>	<i>1643</i>	<i>2508</i>	<i>3577</i>	<i>4924</i>	<i>2656</i>	<i>10224</i>	<i>2807</i>	<i>6151</i>	<i>3453</i>	<i>1455</i>	<i>2201</i>	<i>278</i>
B11B: . . . during the last 12 months?																
1. 0 occasions	89.8	89.4	90.4	88.4	97.9	90.1	89.5	89.2	91.2	90.5	87.3	100.0	100.0	85.7	53.4	41.7
2. 1-2	4.5	4.4	4.5	5.2	1.1	4.3	4.6	4.8	4.2	4.3	5.6	-	-	14.3	17.2	11.7
3. 3-5	2.0	2.4	1.7	2.3	0.5	2.0	2.0	2.5	1.1	1.8	2.6	-	-	-	10.6	14.0
4. 6-9	1.2	1.2	1.2	1.4	0.2	1.3	1.3	1.2	1.2	1.2	1.5	-	-	-	6.7	8.2
5. 10-19	1.1	1.0	1.3	1.3	0.3	0.9	1.4	1.0	1.1	0.9	1.6	-	-	-	5.9	8.3
6. 20-39	0.7	0.7	0.6	0.8	-	1.0	0.6	0.6	0.8	0.6	0.9	-	-	-	3.3	9.4
7. 40 or more	0.6	0.8	0.3	0.7	0.1	0.4	0.7	0.7	0.6	0.6	0.4	-	-	-	2.9	6.8
<i>Item 990 Subject A01b</i>	<i>N 13647</i>	<i>6391</i>	<i>6718</i>	<i>9396</i>	<i>1640</i>	<i>2505</i>	<i>3574</i>	<i>4918</i>	<i>2650</i>	<i>10217</i>	<i>2800</i>	<i>6151</i>	<i>3453</i>	<i>1445</i>	<i>2194</i>	<i>276</i>

*=less than .05 percent.

MONITORING THE FUTURE

QUESTIONNAIRE FORM 1-6 1999	TOTAL	SEX		RACE		REGION				COLLEGE PLANS?		ILLICIT DRUG USE: LIFETIME				
		M	F	White	Black	NE	NC	S	W	Yes	No	None	Mari- juana Only	Few Pills	More Pills	Any Her- oin
<i>N (Weighted No. of Cases):</i> <i>% of Weighted Total:</i>	14056 100.0	6485 46.1	6804 48.4	9499 67.6	1692 12.0	2572 18.3	3668 26.1	5108 36.3	2708 19.3	10344 73.6	2848 20.3	6206 44.2	3483 24.8	1467 10.4	2252 16.0	283 2.0
B11C: . . . during the last 30 days?																
1. 0 occasions	95.5	95.3	95.9	95.0	98.9	95.3	95.3	95.5	96.1	96.1	94.0	100.0	100.0	96.0	78.8	68.4
2. 1-2	2.2	2.4	2.1	2.6	0.7	2.6	2.0	2.2	2.2	2.0	3.2	-	-	4.0	10.0	9.7
3. 3-5	0.8	0.8	0.8	1.0	0.1	1.0	1.1	0.5	0.7	0.7	1.2	-	-	-	4.4	4.9
4. 6-9	0.7	0.9	0.5	0.8	0.1	0.4	0.7	0.9	0.5	0.5	1.1	-	-	-	3.2	9.1
5. 10-19	0.4	0.4	0.5	0.4	0.2	0.5	0.4	0.5	0.3	0.4	0.4	-	-	-	2.2	4.4
6. 20-39	0.1	0.1	0.1	0.2	-	0.1	0.2	0.1	0.1	0.1	0.1	-	-	-	0.5	2.7
7. 40 or more	0.2	0.2	0.1	0.1	-	0.1	0.2	0.2	0.1	0.2	-	-	-	-	0.9	0.9
<i>Item 1000 Subject A01c</i>	<i>N 13644</i>	<i>6390</i>	<i>6715</i>	<i>9392</i>	<i>1639</i>	<i>2503</i>	<i>3573</i>	<i>4920</i>	<i>2649</i>	<i>10215</i>	<i>2799</i>	<i>6151</i>	<i>3453</i>	<i>1443</i>	<i>2193</i>	<i>276</i>
(FORMS 2 AND 5 ONLY) On how many occasions (if any) have you smoked (or inhaled the fumes of) crystal meth ("ice") . . .																
B11D: . . . in your lifetime?																
1. 0 occasions	95.2	94.7	95.8	95.2	98.7	95.9	95.7	95.9	92.8	95.5	94.2	100.0	100.0	94.1	84.2	44.1
2. 1-2	2.8	2.9	2.7	2.7	0.9	3.4	2.6	2.0	4.2	2.8	3.0	-	-	5.9	9.7	20.5
3. 3-5	0.6	0.8	0.4	0.6	0.2	0.2	0.6	0.9	0.4	0.5	0.6	-	-	-	2.2	7.1
4. 6-9	0.3	0.3	0.3	0.4	-	0.3	-	0.4	0.7	0.2	0.7	-	-	-	0.8	8.2
5. 10-19	0.3	0.4	0.2	0.3	-	-	0.5	0.2	0.5	0.2	0.6	-	-	-	0.9	5.0
6. 20-39	0.2	0.2	0.3	0.3	-	0.2	0.1	0.2	0.6	0.2	0.2	-	-	-	0.8	4.1
7. 40 or more	0.5	0.7	0.4	0.6	0.2	0.1	0.6	0.5	0.8	0.5	0.7	-	-	-	1.4	11.0
<i>Item 24380 Subject A01a</i>	<i>N 4574</i>	<i>2175</i>	<i>2241</i>	<i>3174</i>	<i>544</i>	<i>847</i>	<i>1202</i>	<i>1628</i>	<i>897</i>	<i>3489</i>	<i>918</i>	<i>1984</i>	<i>1160</i>	<i>495</i>	<i>778</i>	<i>118</i>
B11E: . . . during the last 12 months?																
1. 0 occasions	98.1	97.8	98.4	97.8	99.8	99.1	98.4	97.7	97.5	98.2	97.7	100.0	100.0	98.8	93.6	73.1
2. 1-2	0.9	0.8	0.9	1.0	-	0.6	0.8	1.1	0.8	0.9	0.6	-	-	1.2	3.3	7.1
3. 3-5	0.4	0.6	0.2	0.5	-	0.2	0.3	0.5	0.7	0.3	0.8	-	-	-	1.4	7.0
4. 6-9	0.2	*	0.2	0.1	-	0.1	0.1	0.1	0.3	0.1	0.2	-	-	-	0.6	2.1
5. 10-19	0.2	0.4	0.1	0.2	-	-	0.4	0.1	0.4	0.2	0.4	-	-	-	0.4	5.7
6. 20-39	0.1	0.2	0.1	0.2	-	0.1	*	0.2	0.2	0.1	0.1	-	-	-	0.3	3.0
7. 40 or more	0.1	0.2	0.1	0.1	0.2	-	*	0.2	0.2	0.1	0.2	-	-	-	0.5	2.0
<i>Item 24390 Subject A01b</i>	<i>N 4575</i>	<i>2176</i>	<i>2240</i>	<i>3175</i>	<i>544</i>	<i>848</i>	<i>1201</i>	<i>1629</i>	<i>897</i>	<i>3492</i>	<i>918</i>	<i>1984</i>	<i>1161</i>	<i>495</i>	<i>779</i>	<i>117</i>
B11F: . . . during the last 30 days?																
1. 0 occasions	99.2	98.9	99.4	99.2	99.8	99.6	99.5	99.1	98.7	99.3	99.0	100.0	100.0	99.8	98.0	83.5
2. 1-2	0.4	0.6	0.3	0.4	-	0.3	0.3	0.5	0.7	0.3	0.7	-	-	0.2	1.4	7.1
3. 3-5	0.1	0.2	*	0.2	-	0.1	-	0.2	0.1	0.1	*	-	-	-	0.2	3.5
4. 6-9	0.1	*	0.1	*	0.2	-	-	0.1	0.2	0.1	0.1	-	-	-	0.1	2.4
5. 10-19	0.1	0.1	0.1	0.1	-	0.1	0.2	-	0.2	0.1	0.1	-	-	-	0.3	2.3
6. 20-39	*	*	-	*	-	-	*	-	-	*	-	-	-	-	-	0.4
7. 40 or more	*	*	-	*	-	-	-	0.1	*	-	0.1	-	-	-	*	0.8
<i>Item 24400 Subject A01c</i>	<i>N 4575</i>	<i>2176</i>	<i>2240</i>	<i>3175</i>	<i>544</i>	<i>848</i>	<i>1201</i>	<i>1629</i>	<i>897</i>	<i>3492</i>	<i>918</i>	<i>1984</i>	<i>1161</i>	<i>495</i>	<i>779</i>	<i>117</i>
The next questions are about QUAALUDES (Methaqualone).																
Quaaludes are sometimes called: soapers, quads, ludes.																
B12: (FORM 1 ONLY) On how many occasions (if any) have you taken quaaludes on your own—that is, without a doctor telling you to take them . . .																
B12A: . . . use in your lifetime?																
1. 0 occasions	98.2	97.8	99.3	98.5	99.5	97.7	99.3	97.4	98.5	98.6	98.8	100.0	100.0	98.2	90.9	74.6
2. 1-2	1.2	1.4	0.5	1.0	0.1	0.4	0.5	2.0	1.2	1.1	0.5	-	-	1.8	5.8	12.2
3. 3-5	0.3	0.6	0.1	0.4	-	1.1	0.2	0.1	-	0.1	0.4	-	-	-	1.9	1.6
4. 6-9	0.1	*	-	*	-	0.2	-	-	0.1	-	0.1	-	-	-	0.4	-
5. 10-19	-	-	-	-	-	-	-	-	-	-	-	-	-	-	-	-
6. 20-39	0.1	-	-	-	-	0.3	-	-	-	-	-	-	-	-	0.4	-
7. 40 or more	0.3	0.2	0.1	0.1	0.3	0.2	-	0.5	0.3	0.2	0.3	-	-	-	0.6	11.5
<i>Item 1010 Subject A01a</i>	<i>N 2228</i>	<i>1030</i>	<i>1096</i>	<i>1526</i>	<i>268</i>	<i>409</i>	<i>586</i>	<i>806</i>	<i>427</i>	<i>1649</i>	<i>414</i>	<i>1036</i>	<i>613</i>	<i>190</i>	<i>305</i>	<i>39</i>

DESCRIPTIVE RESULTS: 1999

31

QUESTIONNAIRE FORM 1-6 1999	TOTAL	SEX		RACE		REGION				COLLEGE PLANS?		ILLICIT DRUG USE: LIFETIME				
		M	F	White	Black	NE	NC	S	W	Yes	No	None	Mari- juana Only	Few Pills	More Pills	Any Her- oin
<i>N (Weighted No. of Cases):</i> <i>% of Weighted Total:</i>	14056 100.0	6485 46.1	6804 48.4	9499 67.6	1692 12.0	2572 18.3	3668 26.1	5108 36.3	2708 19.3	10344 73.6	2848 20.3	6206 44.2	3483 24.8	1467 10.4	2252 16.0	283 2.0
B12B: . . . during the last 12 months?																
1. 0 occasions	98.9	98.6	99.9	99.3	99.5	98.4	99.6	98.6	99.0	99.3	99.6	100.0	100.0	99.5	93.1	91.8
2. 1-2	0.8	0.9	0.1	0.5	0.1	0.5	0.4	1.1	1.0	0.6	0.4	-	-	0.5	5.1	3.0
3. 3-5	0.2	0.3	-	0.2	-	1.1	-	-	-	-	-	-	-	-	1.5	-
4. 6-9	-	-	-	-	-	-	-	-	-	-	-	-	-	-	-	-
5. 10-19	-	0.1	-	-	0.3	-	-	0.1	-	-	-	-	-	-	0.3	-
6. 20-39	0.1	-	-	-	-	-	-	0.2	-	0.1	-	-	-	-	-	5.2
7. 40 or more	-	-	-	-	-	-	-	-	-	-	-	-	-	-	-	-
<i>Item 1020 Subject A01b</i>	<i>N</i> 2229	1030	1096	1526	268	410	586	806	427	1649	414	1036	613	190	306	39
B12C: . . . during the last 30 days?																
1. 0 occasions	99.6	99.6	100.0	99.7	100.0	99.7	100.0	99.1	99.7	99.6	99.8	100.0	100.0	99.7	98.2	91.8
2. 1-2	0.3	0.4	-	0.3	-	0.3	-	0.6	0.3	0.2	0.2	-	-	0.3	1.8	3.0
3. 3-5	-	-	-	-	-	-	-	-	-	-	-	-	-	-	-	-
4. 6-9	-	-	-	-	-	-	-	-	-	-	-	-	-	-	-	-
5. 10-19	0.1	-	-	-	-	-	-	0.2	-	0.1	-	-	-	-	-	5.2
6. 20-39	-	-	-	-	-	-	-	-	-	-	-	-	-	-	-	-
7. 40 or more	-	-	-	-	-	-	-	-	-	-	-	-	-	-	-	-
<i>Item 1030 Subject A01c</i>	<i>N</i> 2228	1030	1096	1526	268	409	586	806	427	1649	414	1036	613	190	305	39
B13: Barbiturates are sometimes prescribed by doctors to help people relax or get to sleep. They are sometimes called downers, downers, goofballs, yellows, reds, blues, rainbows. On how many occasions (if any) have you taken barbiturates on your own—that is, without a doctor telling you to take them . . .																
B13A: . . . in your lifetime?																
1. 0 occasions	91.1	90.3	92.0	89.8	97.6	92.1	91.3	89.7	92.4	91.8	88.7	100.0	100.0	85.4	61.7	39.9
2. 1-2	3.6	3.8	3.3	4.0	1.2	3.6	3.2	3.9	3.5	3.3	4.1	-	-	14.6	10.9	13.8
3. 3-5	1.8	1.9	1.6	2.1	0.5	1.6	1.6	2.2	1.3	1.7	2.2	-	-	-	10.0	7.7
4. 6-9	1.0	1.2	0.8	1.2	-	0.8	1.1	1.1	0.9	0.8	1.8	-	-	-	5.2	8.5
5. 10-19	1.0	1.0	1.1	1.1	0.3	0.9	1.3	1.0	0.8	1.0	1.0	-	-	-	5.2	9.5
6. 20-39	0.6	0.5	0.7	0.7	0.2	0.4	0.6	0.9	0.4	0.5	0.9	-	-	-	3.4	4.2
7. 40 or more	0.9	1.2	0.6	1.1	0.2	0.6	1.0	1.2	0.7	0.8	1.2	-	-	-	3.7	16.4
<i>Item 1040 Subject A01a</i>	<i>N</i> 13661	6403	6743	9423	1658	2500	3569	4939	2653	10234	2805	6154	3442	1448	2195	279
B13B: . . . during the last 12 months?																
1. 0 occasions	94.2	93.7	94.8	93.3	98.8	95.3	94.0	93.2	95.1	94.5	93.0	100.0	100.0	94.2	73.2	54.8
2. 1-2	2.7	2.9	2.4	3.1	0.6	2.2	2.9	3.0	2.5	2.4	3.8	-	-	5.8	11.4	14.4
3. 3-5	1.0	1.2	0.8	1.2	0.1	1.1	1.0	1.2	0.7	1.0	1.1	-	-	-	5.4	7.1
4. 6-9	0.8	0.8	0.8	0.8	0.1	0.5	0.8	0.8	0.9	0.8	0.6	-	-	-	3.6	8.7
5. 10-19	0.7	0.6	0.9	0.9	0.3	0.7	0.7	0.9	0.6	0.7	0.8	-	-	-	3.8	6.4
6. 20-39	0.2	0.3	0.2	0.3	0.1	0.1	0.2	0.4	0.2	0.2	0.2	-	-	-	1.0	3.8
7. 40 or more	0.4	0.5	0.2	0.4	0.1	0.2	0.4	0.5	0.1	0.3	0.6	-	-	-	1.6	4.8
<i>Item 1050 Subject A01b</i>	<i>N</i> 13658	6401	6741	9419	1658	2501	3564	4940	2653	10235	2803	6154	3442	1447	2194	277
B13C: . . . during the last 30 days?																
1. 0 occasions	97.4	97.2	97.8	97.1	99.4	98.3	97.5	96.7	98.1	97.6	97.1	100.0	100.0	98.7	88.1	74.4
2. 1-2	1.2	1.4	1.0	1.4	0.3	0.8	1.2	1.5	1.0	1.2	1.2	-	-	1.3	5.8	7.8
3. 3-5	0.7	0.7	0.7	0.8	0.1	0.4	0.6	0.9	0.6	0.7	0.7	-	-	-	3.1	10.4
4. 6-9	0.2	0.3	0.2	0.3	0.1	0.2	0.2	0.3	0.1	0.2	0.3	-	-	-	1.1	2.0
5. 10-19	0.2	0.3	0.2	0.2	0.1	0.1	0.3	0.3	0.2	0.2	0.4	-	-	-	1.1	2.7
6. 20-39	0.1	0.1	0.1	0.1	0.1	-	0.1	0.1	0.1	0.1	0.1	-	-	-	0.5	0.8
7. 40 or more	0.1	0.1	*	0.1	-	0.2	-	0.2	-	0.1	0.2	-	-	-	0.4	1.9
<i>Item 1060 Subject A01c</i>	<i>N</i> 13652	6396	6740	9415	1658	2500	3563	4939	2650	10230	2801	6154	3442	1446	2191	275
B14: Tranquilizers are sometimes prescribed by doctors to calm people down, quiet their nerves, or relax their muscles. Librium, Valium, and Miltown are all tranquilizers. On how many occasions (if any) have you taken tranquilizers on your own—that is, without a doctor telling you to take them . . .																

*=less than .05 percent.

MONITORING THE FUTURE

QUESTIONNAIRE FORM 1-6 1999	TOTAL	SEX		RACE		REGION				COLLEGE PLANS?		ILLICIT DRUG USE: LIFETIME				
		M	F	White	Black	NE	NC	S	W	Yes	No	None	Mari- juana Only	Few Pills	More Pills	Any Her- oin
<i>N (Weighted No. of Cases):</i> <i>% of Weighted Total:</i>	14056 100.0	6485 46.1	6804 48.4	9499 67.6	1692 12.0	2572 18.3	3668 26.1	5108 36.3	2708 19.3	10344 73.6	2848 20.3	6206 44.2	3483 24.8	1467 10.4	2252 16.0	283 2.0
B14A: . . . in your lifetime?																
1. 0 occasions	90.7	89.8	91.6	89.3	98.2	91.3	91.6	88.9	92.1	91.2	88.8	100.0	100.0	81.7	61.9	39.6
2. 1-2	4.2	4.1	4.2	4.6	0.9	3.7	3.7	4.7	4.1	4.0	4.8	-	-	18.3	12.0	14.2
3. 3-5	1.8	2.0	1.7	2.2	0.5	1.8	1.5	2.1	1.5	1.6	2.5	-	-	-	10.1	7.9
4. 6-9	1.1	1.3	0.9	1.3	0.1	1.1	0.9	1.4	0.9	1.0	1.5	-	-	-	6.2	5.7
5. 10-19	0.9	1.2	0.7	1.1	0.1	0.8	0.9	1.1	0.7	0.9	0.9	-	-	-	4.4	9.3
6. 20-39	0.6	0.6	0.6	0.7	-	0.6	0.5	0.8	0.3	0.5	0.9	-	-	-	2.7	7.3
7. 40 or more	0.8	1.1	0.4	0.9	0.2	0.6	0.9	1.0	0.4	0.7	0.7	-	-	-	2.8	16.0
<i>Item 1070 Subject A01a</i>	<i>N 13665</i>	<i>6410</i>	<i>6741</i>	<i>9426</i>	<i>1656</i>	<i>2501</i>	<i>3565</i>	<i>4936</i>	<i>2663</i>	<i>10246</i>	<i>2805</i>	<i>6156</i>	<i>3439</i>	<i>1444</i>	<i>2206</i>	<i>280</i>
B14B: . . . during the last 12 months?																
1. 0 occasions	94.2	93.1	95.2	93.1	99.2	94.4	95.0	92.4	96.1	94.4	93.6	100.0	100.0	94.4	73.4	53.5
2. 1-2	2.8	3.0	2.6	3.3	0.3	2.5	2.3	3.6	2.2	2.7	3.2	-	-	5.6	11.6	16.4
3. 3-5	1.2	1.5	0.9	1.4	0.2	1.5	0.8	1.5	0.6	1.2	1.1	-	-	-	6.2	7.9
4. 6-9	0.7	1.0	0.5	0.9	0.1	0.3	0.8	1.1	0.5	0.7	1.0	-	-	-	3.7	6.1
5. 10-19	0.6	0.5	0.6	0.7	0.2	0.6	0.7	0.7	0.3	0.6	0.6	-	-	-	2.8	7.1
6. 20-39	0.3	0.4	0.1	0.3	0.1	0.5	0.1	0.4	0.2	0.2	0.4	-	-	-	1.1	5.0
7. 40 or more	0.3	0.5	0.1	0.3	-	0.2	0.3	0.4	0.1	0.2	0.2	-	-	-	1.2	4.0
<i>Item 1080 Subject A01b</i>	<i>N 13664</i>	<i>6409</i>	<i>6742</i>	<i>9427</i>	<i>1655</i>	<i>2500</i>	<i>3566</i>	<i>4937</i>	<i>2661</i>	<i>10247</i>	<i>2806</i>	<i>6156</i>	<i>3440</i>	<i>1443</i>	<i>2204</i>	<i>280</i>
B14C: . . . during the last 30 days?																
1. 0 occasions	97.5	96.8	98.3	97.1	99.7	97.3	97.7	96.8	98.8	97.6	97.4	100.0	100.0	98.8	88.6	74.7
2. 1-2	1.5	2.1	0.9	1.6	0.1	1.7	1.2	1.8	1.0	1.5	1.4	-	-	1.2	6.4	14.4
3. 3-5	0.6	0.5	0.6	0.8	0.1	0.6	0.6	0.9	0.1	0.6	0.7	-	-	-	3.3	3.5
4. 6-9	0.2	0.2	0.1	0.2	-	0.2	0.1	0.2	0.1	0.2	0.2	-	-	-	0.6	3.0
5. 10-19	0.1	0.2	0.1	0.2	-	*	0.3	0.2	*	0.1	0.2	-	-	-	0.6	2.4
6. 20-39	0.1	*	*	*	0.1	0.1	*	0.1	-	*	0.1	-	-	-	0.1	1.6
7. 40 or more	0.1	0.1	*	0.1	-	0.1	0.1	0.1	-	0.1	0.1	-	-	-	0.3	0.3
<i>Item 1090 Subject A01c</i>	<i>N 13660</i>	<i>6406</i>	<i>6739</i>	<i>9423</i>	<i>1654</i>	<i>2501</i>	<i>3563</i>	<i>4935</i>	<i>2660</i>	<i>10242</i>	<i>2806</i>	<i>6156</i>	<i>3440</i>	<i>1442</i>	<i>2202</i>	<i>278</i>
B15: On how many occasions (if any) have you used heroin . . .																
B15A: . . . in your lifetime?																
1. 0 occasions	98.0	97.6	98.4	97.8	99.7	97.9	98.0	97.9	98.1	98.2	97.5	100.0	100.0	100.0	100.0	-
2. 1-2	1.1	1.3	0.9	1.2	0.1	1.1	1.2	1.0	1.2	0.9	1.4	-	-	-	-	53.8
3. 3-5	0.3	0.4	0.2	0.4	*	0.4	0.2	0.4	0.2	0.3	0.6	-	-	-	-	15.9
4. 6-9	0.1	0.2	0.1	0.1	*	0.1	0.2	0.1	0.2	0.1	0.1	-	-	-	-	6.3
5. 10-19	0.1	0.1	0.2	0.1	0.1	0.1	0.1	0.2	0.1	0.2	*	-	-	-	-	5.9
6. 20-39	0.1	0.1	*	0.1	0.1	0.1	0.1	0.1	-	0.1	0.1	-	-	-	-	4.5
7. 40 or more	0.3	0.4	0.1	0.3	-	0.3	0.2	0.3	0.2	0.3	0.2	-	-	-	-	13.6
<i>Item 1100 Subject A01a</i>	<i>N 13654</i>	<i>6411</i>	<i>6751</i>	<i>9433</i>	<i>1657</i>	<i>2485</i>	<i>3573</i>	<i>4935</i>	<i>2661</i>	<i>10253</i>	<i>2802</i>	<i>6147</i>	<i>3436</i>	<i>1447</i>	<i>2200</i>	<i>280</i>
B15B: . . . during the last 12 months?																
1. 0 occasions	98.9	98.6	99.2	98.9	99.6	98.8	99.1	98.7	99.1	99.0	98.7	100.0	100.0	100.0	100.0	46.3
2. 1-2	0.5	0.7	0.3	0.5	0.1	0.6	0.5	0.5	0.6	0.5	0.8	-	-	-	-	25.9
3. 3-5	0.2	0.1	0.1	0.2	0.1	0.2	0.1	0.2	0.1	0.1	0.2	-	-	-	-	7.4
4. 6-9	0.1	0.2	0.1	0.1	0.1	0.1	0.1	0.2	0.1	0.1	0.1	-	-	-	-	5.9
5. 10-19	0.1	0.1	0.1	0.1	0.1	0.1	*	0.3	*	0.1	0.1	-	-	-	-	6.0
6. 20-39	0.1	0.1	*	0.1	-	*	0.1	0.1	-	0.1	0.1	-	-	-	-	3.1
7. 40 or more	0.1	0.2	*	0.1	-	0.1	*	0.2	0.1	0.1	0.1	-	-	-	-	5.4
<i>Item 1110 Subject A01b</i>	<i>N 13657</i>	<i>6412</i>	<i>6752</i>	<i>9433</i>	<i>1659</i>	<i>2486</i>	<i>3574</i>	<i>4936</i>	<i>2661</i>	<i>10255</i>	<i>2803</i>	<i>6147</i>	<i>3436</i>	<i>1447</i>	<i>2201</i>	<i>281</i>
B15C: . . . during the last 30 days?																
1. 0 occasions	99.5	99.4	99.6	99.5	99.7	99.7	99.5	99.2	99.8	99.5	99.4	100.0	100.0	100.0	100.0	74.0
2. 1-2	0.3	0.2	0.3	0.3	0.1	0.3	0.2	0.4	*	0.3	0.2	-	-	-	-	13.0
3. 3-5	0.1	0.1	*	0.1	0.1	*	0.1	0.1	0.1	*	0.2	-	-	-	-	4.8
4. 6-9	*	*	*	*	-	*	*	*	-	*	*	-	-	-	-	1.7
5. 10-19	0.1	0.1	0.1	*	0.1	-	0.1	0.1	*	0.1	*	-	-	-	-	3.6
6. 20-39	*	*	*	*	-	-	*	-	*	*	*	-	-	-	-	0.8
7. 40 or more	*	0.1	-	*	-	-	*	0.1	*	*	0.1	-	-	-	-	2.2
<i>Item 1120 Subject A01c</i>	<i>N 13656</i>	<i>6412</i>	<i>6750</i>	<i>9433</i>	<i>1657</i>	<i>2486</i>	<i>3573</i>	<i>4937</i>	<i>2661</i>	<i>10254</i>	<i>2803</i>	<i>6147</i>	<i>3436</i>	<i>1447</i>	<i>2200</i>	<i>281</i>
B15: (FORMS 2, 5, AND 6 ONLY) On how many occasions (if any) have you taken heroin using a needle . . .																

DESCRIPTIVE RESULTS: 1999

33

QUESTIONNAIRE FORM 1-6 1999	TOTAL	SEX		RACE		REGION				COLLEGE PLANS?		ILLICIT DRUG USE: LIFETIME					
		M	F	White	Black	NE	NC	S	W	Yes	No	None	Mari- juana Only	Few Pills	More Pills	Any Her- oin	
<i>N (Weighted No. of Cases):</i> <i>% of Weighted Total:</i>	14056 100.0	6485 46.1	6804 48.4	9499 67.6	1692 12.0	2572 18.3	3668 26.1	5108 36.3	2708 19.3	10344 73.6	2848 20.3	6206 44.2	3483 24.8	1467 10.4	2252 16.0	283 2.0	
B15D: . . . in your lifetime?																	
1. 0 occasions	99.1	98.8	99.4	99.0	99.8	99.2	98.9	99.2	99.3	99.3	98.5	100.0	100.0	100.0	100.0	60.6	
2. 1-2	0.5	0.6	0.3	0.6	-	0.7	0.4	0.5	0.5	0.4	1.0	-	-	-	-	22.0	
3. 3-5	0.1	0.2	*	0.1	-	-	0.1	0.2	0.1	0.1	0.2	-	-	-	-	4.4	
4. 6-9	0.1	*	0.1	0.1	0.1	0.1	0.1	*	-	0.1	-	-	-	-	-	2.7	
5. 10-19	*	0.1	-	*	0.1	0.1	*	-	0.1	*	0.1	-	-	-	-	1.5	
6. 20-39	0.1	0.1	*	0.1	-	-	0.2	-	-	*	0.1	-	-	-	-	2.8	
7. 40 or more	0.1	0.1	0.1	0.1	-	-	0.2	0.2	0.1	0.1	0.1	-	-	-	-	5.9	
<i>Item 29630 Subject A01a</i>	<i>N</i>	<i>6883</i>	<i>3249</i>	<i>3395</i>	<i>4739</i>	<i>835</i>	<i>1261</i>	<i>1805</i>	<i>2471</i>	<i>1347</i>	<i>5243</i>	<i>1403</i>	<i>3034</i>	<i>1753</i>	<i>753</i>	<i>1125</i>	<i>157</i>
B15E: . . . during the last 12 months?																	
1. 0 occasions	99.6	99.4	99.8	99.6	99.6	99.7	99.5	99.6	99.7	99.6	99.5	100.0	100.0	100.0	100.0	82.0	
2. 1-2	0.1	0.2	*	0.1	-	0.1	0.1	0.1	0.2	0.1	0.2	-	-	-	-	5.3	
3. 3-5	0.1	0.1	0.1	0.1	0.2	0.1	0.1	0.1	-	0.1	-	-	-	-	-	3.7	
4. 6-9	0.1	0.2	-	*	0.2	0.1	0.1	0.1	0.1	*	0.2	-	-	-	-	3.7	
5. 10-19	0.1	-	0.1	-	-	-	-	0.1	0.1	0.1	-	-	-	-	-	2.3	
6. 20-39	0.1	0.1	-	0.1	-	*	0.2	-	-	0.1	*	-	-	-	-	2.5	
7. 40 or more	*	-	*	*	-	-	-	*	-	*	-	-	-	-	-	0.6	
<i>Item 29640 Subject A01b</i>	<i>N</i>	<i>6885</i>	<i>3249</i>	<i>3396</i>	<i>4738</i>	<i>837</i>	<i>1261</i>	<i>1805</i>	<i>2472</i>	<i>1347</i>	<i>5244</i>	<i>1402</i>	<i>3034</i>	<i>1754</i>	<i>753</i>	<i>1126</i>	<i>157</i>
B15F: . . . during the last 30 days?																	
1. 0 occasions	99.8	99.7	99.9	99.8	99.8	99.9	99.7	99.7	99.8	99.8	99.7	100.0	100.0	100.0	100.0	90.1	
2. 1-2	0.1	0.1	*	0.1	-	-	0.1	0.2	-	0.1	0.1	-	-	-	-	3.8	
3. 3-5	0.1	0.1	0.1	*	0.2	0.1	0.1	*	0.2	0.1	0.2	-	-	-	-	3.4	
4. 6-9	-	-	-	-	-	-	-	-	-	-	-	-	-	-	-	-	
5. 10-19	*	0.1	-	*	-	-	0.1	-	-	*	-	-	-	-	-	1.0	
6. 20-39	*	0.1	-	*	-	-	0.1	-	-	*	-	-	-	-	-	1.0	
7. 40 or more	*	-	-	-	-	-	-	*	-	-	-	-	-	-	-	0.6	
<i>Item 29650 Subject A01c</i>	<i>N</i>	<i>6885</i>	<i>3250</i>	<i>3394</i>	<i>4740</i>	<i>835</i>	<i>1261</i>	<i>1805</i>	<i>2473</i>	<i>1347</i>	<i>5243</i>	<i>1403</i>	<i>3034</i>	<i>1754</i>	<i>753</i>	<i>1126</i>	<i>158</i>
B15: (FORMS 2, 5, AND 6 ONLY) On how many occasions (if any) have you taken heroin WITHOUT using a needle...																	
B15G: ... in your lifetime?																	
1. 0 occasions	98.2	97.8	98.6	97.9	99.9	98.0	98.3	98.2	98.2	98.3	97.7	100.0	100.0	100.0	100.0	21.7	
2. 1-2	1.1	1.3	0.8	1.2	-	1.0	1.1	0.9	1.5	1.0	1.6	-	-	-	-	47.6	
3. 3-5	0.2	0.3	0.2	0.3	-	0.2	0.3	0.2	0.2	0.2	0.4	-	-	-	-	9.2	
4. 6-9	0.1	0.2	0.1	0.2	-	0.1	0.1	0.3	-	0.2	*	-	-	-	-	5.9	
5. 10-19	0.1	0.1	0.1	0.1	-	0.2	*	0.1	0.1	0.1	0.1	-	-	-	-	4.6	
6. 20-39	0.1	*	0.1	0.1	0.1	0.1	0.1	0.1	-	0.1	0.1	-	-	-	-	2.9	
7. 40 or more	0.2	0.3	0.1	0.2	-	0.3	0.2	0.1	0.1	0.2	0.1	-	-	-	-	8.1	
<i>Item 29660 Subject A01a</i>	<i>N</i>	<i>6862</i>	<i>3247</i>	<i>3389</i>	<i>4740</i>	<i>832</i>	<i>1257</i>	<i>1805</i>	<i>2466</i>	<i>1334</i>	<i>5223</i>	<i>1403</i>	<i>3028</i>	<i>1750</i>	<i>749</i>	<i>1118</i>	<i>158</i>
B15H: . . . during the last 12 months?																	
1. 0 occasions	99.0	98.7	99.2	98.8	99.9	98.7	99.4	98.9	99.0	99.1	98.5	100.0	100.0	100.0	100.0	55.2	
2. 1-2	0.6	0.8	0.4	0.7	-	0.5	0.4	0.7	0.9	0.5	1.3	-	-	-	-	27.5	
3. 3-5	0.1	0.1	0.1	0.1	-	0.3	0.1	-	-	0.1	-	-	-	-	-	4.1	
4. 6-9	0.1	0.1	0.1	0.1	-	*	-	0.2	*	0.1	*	-	-	-	-	3.1	
5. 10-19	0.1	0.1	0.1	0.1	0.1	0.2	*	0.1	-	0.1	0.1	-	-	-	-	3.7	
6. 20-39	0.1	-	0.1	*	-	-	0.1	0.1	0.1	*	0.1	-	-	-	-	2.4	
7. 40 or more	0.1	0.2	-	0.1	-	0.3	*	0.1	-	0.1	-	-	-	-	-	4.1	
<i>Item 29670 Subject A01b</i>	<i>N</i>	<i>6859</i>	<i>3246</i>	<i>3388</i>	<i>4739</i>	<i>832</i>	<i>1256</i>	<i>1804</i>	<i>2465</i>	<i>1334</i>	<i>5222</i>	<i>1402</i>	<i>3028</i>	<i>1750</i>	<i>749</i>	<i>1118</i>	<i>156</i>
B15I: . . . during the last 30 days?																	
1. 0 occasions	99.6	99.7	99.5	99.5	99.9	99.5	99.7	99.5	99.8	99.6	99.6	100.0	100.0	100.0	100.0	81.7	
2. 1-2	0.3	0.1	0.3	0.3	-	0.5	0.1	0.4	0.1	0.3	0.3	-	-	-	-	11.7	
3. 3-5	0.1	0.1	*	0.1	-	0.1	0.1	0.1	*	0.1	*	-	-	-	-	4.0	
4. 6-9	*	*	*	*	0.1	*	*	*	0.1	0.1	*	-	-	-	-	2.0	
5. 10-19	*	-	*	*	-	-	0.1	-	-	-	0.1	-	-	-	-	0.6	
6. 20-39	-	-	-	-	-	-	-	-	-	-	-	-	-	-	-	-	
7. 40 or more	-	-	-	-	-	-	-	-	-	-	-	-	-	-	-	-	
<i>Item 29680 Subject A01c</i>	<i>N</i>	<i>6857</i>	<i>3243</i>	<i>3388</i>	<i>4736</i>	<i>832</i>	<i>1256</i>	<i>1804</i>	<i>2463</i>	<i>1334</i>	<i>5220</i>	<i>1402</i>	<i>3028</i>	<i>1750</i>	<i>749</i>	<i>1118</i>	<i>153</i>
B16: There are a number of narcotics other than heroin, such as methadone, opium, morphine, codeine, demerol, paregoric, talwin, and laudanum. These are sometimes prescribed by doctors.																	

*=less than .05 percent.

MONITORING THE FUTURE

QUESTIONNAIRE FORM 1-6 1999	TOTAL	SEX		RACE		REGION				COLLEGE PLANS?		ILLICIT DRUG USE: LIFETIME				
		M	F	White	Black	NE	NC	S	W	Yes	No	None	Mari- juana Only	Few Pills	More Pills	Any Her- oin
<i>N (Weighted No. of Cases):</i> <i>% of Weighted Total:</i>	14056 100.0	6485 46.1	6804 48.4	9499 67.6	1692 12.0	2572 18.3	3668 26.1	5108 36.3	2708 19.3	10344 73.6	2848 20.3	6206 44.2	3483 24.8	1467 10.4	2252 16.0	283 2.0
On how many occasions (if any) have you taken narcotics other than heroin on your own—that is, without a doctor telling you to take them . . .																
B16A: . . . in your lifetime?																
1. 0 occasions	89.8	88.5	91.0	88.0	97.5	90.9	88.7	89.3	91.1	90.1	88.5	100.0	100.0	82.1	57.3	27.6
2. 1-2	4.2	4.1	4.5	4.9	1.4	3.8	4.4	4.2	4.5	4.3	4.4	-	-	17.9	12.9	13.8
3. 3-5	2.3	2.5	2.0	2.8	0.6	1.9	2.7	2.3	1.8	2.2	2.6	-	-	-	12.1	14.9
4. 6-9	1.3	1.4	1.0	1.5	0.3	1.2	1.4	1.3	0.9	1.3	1.0	-	-	-	6.5	10.2
5. 10-19	0.9	1.3	0.6	1.1	0.1	1.0	1.1	1.0	0.6	0.7	1.7	-	-	-	4.9	7.2
6. 20-39	0.5	0.7	0.4	0.6	*	0.5	0.5	0.7	0.4	0.5	0.4	-	-	-	2.6	6.3
7. 40 or more	1.0	1.5	0.5	1.1	0.1	0.7	1.1	1.3	0.8	0.9	1.3	-	-	-	3.8	20.0
<i>Item 1130 Subject A01a</i>	<i>N 13580</i>	<i>6408</i>	<i>6739</i>	<i>9425</i>	<i>1647</i>	<i>2468</i>	<i>3558</i>	<i>4909</i>	<i>2645</i>	<i>10210</i>	<i>2798</i>	<i>6130</i>	<i>3419</i>	<i>1437</i>	<i>2179</i>	<i>278</i>
B16B: . . . during the last 12 months?																
1. 0 occasions	93.3	91.9	94.8	92.1	98.5	93.8	92.5	92.5	95.3	93.4	93.0	100.0	100.0	93.0	69.2	48.8
2. 1-2	3.2	3.6	3.0	3.9	0.9	2.9	3.5	3.5	2.6	3.3	3.1	-	-	7.0	13.8	13.7
3. 3-5	1.3	1.6	0.9	1.5	0.2	1.2	1.8	1.3	0.8	1.3	1.3	-	-	-	6.6	12.1
4. 6-9	0.8	1.0	0.6	1.0	0.1	0.9	0.9	1.0	0.3	0.8	1.0	-	-	-	4.3	6.7
5. 10-19	0.7	1.1	0.2	0.8	0.1	0.7	0.7	0.7	0.7	0.6	0.8	-	-	-	3.1	9.2
6. 20-39	0.3	0.4	0.2	0.3	-	0.2	0.3	0.5	*	0.3	0.3	-	-	-	1.3	3.9
7. 40 or more	0.4	0.6	0.2	0.4	0.1	0.2	0.4	0.5	0.2	0.3	0.4	-	-	-	1.6	5.7
<i>Item 1140 Subject A01b</i>	<i>N 13580</i>	<i>6408</i>	<i>6737</i>	<i>9422</i>	<i>1648</i>	<i>2468</i>	<i>3556</i>	<i>4911</i>	<i>2645</i>	<i>10210</i>	<i>2796</i>	<i>6130</i>	<i>3420</i>	<i>1434</i>	<i>2179</i>	<i>277</i>
B16C: . . . during the last 30 days?																
1. 0 occasions	97.4	96.5	98.4	97.0	99.3	97.6	97.4	96.8	98.4	97.5	97.2	100.0	100.0	97.9	88.4	75.3
2. 1-2	1.5	1.9	1.0	1.8	0.5	1.6	1.6	1.7	0.8	1.5	1.7	-	-	2.1	6.8	8.7
3. 3-5	0.4	0.5	0.3	0.4	*	0.4	0.4	0.5	0.3	0.4	0.3	-	-	-	1.9	4.3
4. 6-9	0.3	0.5	0.2	0.4	*	0.2	0.3	0.4	0.3	0.2	0.4	-	-	-	1.4	4.8
5. 10-19	0.2	0.3	0.1	0.2	-	0.2	0.2	0.4	0.1	0.2	0.2	-	-	-	0.7	5.5
6. 20-39	0.1	0.1	*	*	-	*	*	0.1	0.1	0.1	*	-	-	-	0.3	0.2
7. 40 or more	0.1	0.1	0.1	0.1	0.1	*	0.1	0.2	*	0.1	0.1	-	-	-	0.5	1.2
<i>Item 1150 Subject A01c</i>	<i>N 13573</i>	<i>6404</i>	<i>6735</i>	<i>9417</i>	<i>1648</i>	<i>2467</i>	<i>3553</i>	<i>4909</i>	<i>2644</i>	<i>10205</i>	<i>2795</i>	<i>6130</i>	<i>3420</i>	<i>1434</i>	<i>2175</i>	<i>277</i>
B17: (FORMS 2, 3 AND 5 ONLY) On how many occasions (if any) have you sniffed glue, or breathed the contents of aerosol spray cans, or inhaled any other gases or sprays in order to get high . . .																
B17A: . . . in your lifetime?																
1. 0 occasions	84.6	83.8	85.4	82.4	96.4	85.9	82.7	85.6	84.3	85.6	80.2	96.6	88.1	76.5	60.2	43.0
2. 1-2	8.0	8.2	7.7	9.2	2.3	6.9	8.3	8.0	8.8	7.4	10.4	2.7	9.0	14.3	15.6	11.2
3. 3-5	2.9	2.6	3.2	3.2	0.5	2.6	2.6	3.0	3.2	2.8	3.5	0.3	1.9	4.8	8.3	12.4
4. 6-9	1.9	1.9	1.9	2.2	0.2	2.4	2.5	1.4	1.3	1.9	2.0	0.1	0.4	2.2	6.6	13.0
5. 10-19	1.1	1.3	1.0	1.3	0.3	1.1	1.6	0.8	1.0	1.0	1.6	0.2	0.3	0.7	4.5	4.4
6. 20-39	0.5	0.7	0.3	0.6	0.1	0.4	1.0	0.3	0.4	0.4	0.9	-	0.1	1.0	1.9	1.4
7. 40 or more	1.0	1.5	0.6	1.0	0.3	0.6	1.3	0.9	1.0	0.9	1.4	0.1	0.1	0.5	2.9	14.5
<i>Item 1160 Subject A01a</i>	<i>N 6831</i>	<i>3238</i>	<i>3388</i>	<i>4756</i>	<i>835</i>	<i>1253</i>	<i>1788</i>	<i>2459</i>	<i>1330</i>	<i>5148</i>	<i>1418</i>	<i>2960</i>	<i>1709</i>	<i>765</i>	<i>1178</i>	<i>164</i>
B17B: . . . during the last 12 months?																
1. 0 occasions	94.4	93.5	95.1	93.7	99.1	93.9	93.7	94.8	95.1	94.6	93.5	99.1	97.0	94.5	82.3	67.7
2. 1-2	3.0	3.3	2.8	3.3	0.5	2.8	3.0	3.3	2.6	2.9	3.6	0.5	2.2	4.2	8.5	11.1
3. 3-5	1.2	1.4	1.0	1.5	0.1	1.5	1.2	0.9	1.2	1.1	1.3	0.2	0.7	0.8	3.8	7.3
4. 6-9	0.5	0.6	0.4	0.5	0.1	0.7	0.9	0.2	0.4	0.5	0.7	*	0.1	0.4	2.0	4.0
5. 10-19	0.4	0.4	0.4	0.5	0.3	0.5	0.6	0.3	0.3	0.4	0.6	*	0.1	0.1	1.8	3.2
6. 20-39	0.2	0.2	0.2	0.2	-	0.1	0.4	0.1	0.1	0.2	0.1	-	-	-	0.9	1.8
7. 40 or more	0.3	0.5	0.1	0.3	-	0.5	0.3	0.2	0.3	0.3	0.2	0.1	-	-	0.8	4.9
<i>Item 1170 Subject A01b</i>	<i>N 6828</i>	<i>3235</i>	<i>3388</i>	<i>4753</i>	<i>837</i>	<i>1250</i>	<i>1785</i>	<i>2461</i>	<i>1332</i>	<i>5147</i>	<i>1417</i>	<i>2958</i>	<i>1707</i>	<i>765</i>	<i>1180</i>	<i>164</i>
B17C: . . . during the last 30 days?																
1. 0 occasions	98.0	97.5	98.5	97.9	99.6	97.0	97.9	98.6	98.1	98.0	98.0	99.7	99.4	98.8	92.9	86.4
2. 1-2	1.1	1.4	1.0	1.3	0.3	1.9	1.0	0.9	1.2	1.0	1.6	0.2	0.5	0.8	4.4	3.2
3. 3-5	0.3	0.3	0.3	0.3	0.1	0.4	0.3	0.3	0.2	0.3	0.2	-	0.1	0.1	1.1	2.7
4. 6-9	0.2	0.2	0.1	0.1	-	0.3	0.4	*	0.2	0.2	*	-	*	0.4	0.6	2.1
5. 10-19	0.1	0.2	0.1	0.1	0.1	0.2	0.3	*	0.2	0.2	*	*	-	-	0.6	1.3
6. 20-39	0.1	0.2	*	0.1	-	0.1	0.3	0.1	-	0.2	-	-	-	-	0.3	3.4
7. 40 or more	0.1	0.1	*	0.1	-	0.1	-	0.1	0.1	0.1	0.1	0.1	-	-	0.1	1.0
<i>Item 1180 Subject A01c</i>	<i>N 6827</i>	<i>3237</i>	<i>3386</i>	<i>4751</i>	<i>837</i>	<i>1250</i>	<i>1785</i>	<i>2459</i>	<i>1332</i>	<i>5147</i>	<i>1416</i>	<i>2958</i>	<i>1708</i>	<i>764</i>	<i>1179</i>	<i>164</i>

*less than .05 percent.

DESCRIPTIVE RESULTS: 1999

35

QUESTIONNAIRE FORM 1-6 1999	TOTAL	SEX		RACE		REGION				COLLEGE PLANS?		ILLICIT DRUG USE: LIFETIME					
		M	F	White	Black	NE	NC	S	W	Yes	No	None	Mari- juana Only	Few Pills	More Pills	Any Her- oin	
<i>N (Weighted No. of Cases):</i>	14056	6485	6804	9499	1692	2572	3668	5108	2708	10344	2848	6206	3483	1467	2252	283	
<i>% of Weighted Total:</i>	100.0	46.1	48.4	67.6	12.0	18.3	26.1	36.3	19.3	73.6	20.3	44.2	24.8	10.4	16.0	2.0	
B18: (FORMS 4 AND 6 ONLY) On how many occasions (if any) have you used methamphetamine (meth, speed, crank, crystal meth) by any method . . .																	
B18A: . . . in your lifetime?																	
1. 0 occasions	91.8	91.8	92.0	90.8	98.3	93.5	92.1	92.9	87.9	93.1	87.5	100.0	100.0	87.2	64.9	21.9	
2. 1-2	3.6	3.4	3.5	4.4	0.4	3.9	2.4	4.0	4.4	2.9	6.4	-	-	12.8	11.7	26.1	
3. 3-5	1.4	1.5	1.4	1.6	0.1	0.7	2.8	0.8	1.3	1.4	1.7	-	-	-	7.5	12.2	
4. 6-9	0.8	0.7	0.9	0.8	0.6	0.5	0.4	0.8	1.8	0.7	1.3	-	-	-	4.6	4.8	
5. 10-19	0.9	0.9	1.0	1.0	-	0.9	0.7	0.6	1.6	0.9	0.5	-	-	-	4.1	15.7	
6. 20-39	0.3	0.4	0.2	0.4	0.1	0.4	0.1	0.3	0.7	0.3	0.3	-	-	-	1.7	3.9	
7. 40 or more	1.1	1.2	1.0	1.0	0.5	0.1	1.5	0.7	2.4	0.7	2.3	-	-	-	5.5	15.4	
<i>Item 30800 Subject A01a</i>	<i>N</i>	<i>4562</i>	<i>2147</i>	<i>2264</i>	<i>3149</i>	<i>553</i>	<i>820</i>	<i>1196</i>	<i>1657</i>	<i>889</i>	<i>3420</i>	<i>971</i>	<i>2132</i>	<i>1113</i>	<i>479</i>	<i>724</i>	<i>72</i>
B18B: . . . during the last 12 months?																	
1. 0 occasions	95.3	95.0	95.6	94.9	99.2	96.9	94.9	96.1	92.9	96.0	93.2	100.0	100.0	96.8	78.2	44.0	
2. 1-2	2.0	1.9	2.0	2.1	0.2	1.6	1.6	2.0	2.9	1.6	3.4	-	-	3.2	8.8	16.0	
3. 3-5	1.0	1.0	1.1	1.4	0.2	0.5	1.7	0.4	1.6	1.1	0.9	-	-	-	5.2	12.3	
4. 6-9	0.6	0.9	0.4	0.7	0.1	0.6	0.7	0.6	0.7	0.6	1.0	-	-	-	2.7	13.1	
5. 10-19	0.4	0.5	0.3	0.4	-	0.2	0.2	0.4	0.8	0.2	0.5	-	-	-	1.9	6.3	
6. 20-39	0.1	0.1	0.2	0.1	0.1	0.1	0.2	0.1	0.3	0.1	0.1	-	-	-	0.7	2.6	
7. 40 or more	0.5	0.6	0.4	0.3	0.3	0.1	0.6	0.4	0.8	0.4	0.8	-	-	-	2.5	5.8	
<i>Item 30810 Subject A01b</i>	<i>N</i>	<i>4503</i>	<i>2114</i>	<i>2239</i>	<i>3117</i>	<i>543</i>	<i>812</i>	<i>1179</i>	<i>1637</i>	<i>876</i>	<i>3381</i>	<i>952</i>	<i>2108</i>	<i>1096</i>	<i>474</i>	<i>712</i>	<i>72</i>
B18C: . . . during the last 30 days?																	
1. 0 occasions	98.3	97.9	98.5	98.3	99.4	99.0	98.2	98.5	97.3	98.9	96.6	100.0	100.0	99.0	92.6	70.6	
2. 1-2	0.8	0.8	0.8	0.9	0.2	0.4	0.7	0.7	1.5	0.6	1.6	-	-	1.0	3.2	13.1	
3. 3-5	0.5	0.7	0.3	0.6	-	0.4	0.8	0.4	0.2	0.3	1.0	-	-	-	2.1	8.0	
4. 6-9	0.2	0.2	0.2	*	0.1	-	*	0.3	0.3	0.1	0.1	-	-	-	0.1	8.3	
5. 10-19	0.2	0.4	0.1	0.2	-	-	0.1	0.1	0.8	0.1	0.6	-	-	-	1.3	-	
6. 20-39	*	*	-	*	-	-	0.1	-	-	*	-	-	-	-	0.1	-	
7. 40 or more	0.1	*	0.1	*	0.3	0.1	0.1	0.1	-	*	0.2	-	-	-	0.6	-	
<i>Item 30820 Subject A01c</i>	<i>N</i>	<i>4501</i>	<i>2113</i>	<i>2239</i>	<i>3117</i>	<i>542</i>	<i>810</i>	<i>1180</i>	<i>1636</i>	<i>876</i>	<i>3378</i>	<i>954</i>	<i>2107</i>	<i>1095</i>	<i>474</i>	<i>712</i>	<i>72</i>

*=less than .05 percent.

MONITORING THE FUTURE

QUESTIONNAIRE FORM 1 1999	TOTAL	SEX		RACE		REGION				COLLEGE PLANS?		ILLICIT DRUG USE: LIFETIME				
		M	F	White	Black	NE	NC	S	W	Yes	No	None	Mari- juana Only	Few Pills	More Pills	Any Her- oin
<i>N (Weighted No. of Cases):</i>	2339	1056	1120	1553	282	427	612	853	447	1680	431	1054	630	197	324	39
<i>% of Weighted Total:</i>	100.0	45.2	47.9	66.4	12.1	18.2	26.2	36.5	19.1	71.8	18.4	45.0	26.9	8.4	13.9	1.7
A001: Taking all things together, how would you say things are these days—would you say you're very happy, pretty happy, or not too happy these days?																
3. Very happy	22.3	24.1	21.4	25.4	14.6	17.1	26.5	22.2	21.6	23.3	18.8	23.9	21.4	18.5	21.1	17.3
2. Pretty happy	65.5	64.9	66.0	65.7	65.5	67.7	64.3	66.2	63.6	64.3	72.7	66.0	65.2	66.9	63.0	75.3
1. Not too happy	12.3	11.0	12.6	8.9	19.9	15.2	9.2	11.7	14.8	12.4	8.5	10.1	13.4	14.6	15.9	7.4
<i>Item 1190 Subject P01, Q01</i>	<i>N</i> 2327	1050	1118	1546	282	426	608	850	442	1673	428	1051	628	196	322	39
A002: How much do you agree or disagree with each of the following statements?																
A002A: The nation needs much more long-range planning and coordination to be prepared for the future																
1. Disagree	2.0	1.9	1.5	1.3	4.0	1.0	2.1	2.7	1.7	1.1	2.8	1.2	2.3	1.0	2.7	8.3
2. Mostly disagree	4.2	6.1	2.3	4.4	3.0	5.3	2.9	3.5	6.3	3.9	5.4	3.6	5.7	5.7	3.2	2.3
3. Neither	17.6	18.6	16.8	19.2	12.9	15.5	23.1	14.0	18.7	17.4	21.5	17.0	16.4	18.6	19.5	13.1
4. Mostly agree	44.1	43.7	45.6	47.4	31.5	43.0	48.0	43.1	41.6	45.7	37.8	46.3	45.2	41.6	38.1	49.3
5. Agree	32.1	29.7	33.8	27.8	48.6	35.2	23.9	36.8	31.7	32.0	32.6	31.9	30.5	33.1	36.5	27.0
<i>Item 1200 Subject I01</i>	<i>N</i> 2309	1047	1109	1544	276	421	607	840	441	1666	427	1040	625	196	323	39
A002B: I enjoy the fast pace and changes of today's world																
1. Disagree	7.7	7.6	6.9	5.6	12.1	9.3	6.3	8.6	6.5	6.2	9.7	6.6	7.2	7.0	9.9	19.1
2. Mostly disagree	14.1	13.2	14.4	14.6	12.8	9.9	15.1	13.8	17.3	12.5	17.5	14.9	12.9	11.9	15.8	2.8
3. Neither	21.5	21.3	22.2	21.0	20.5	18.7	25.0	20.7	21.0	21.8	23.5	22.0	20.4	17.2	23.8	33.8
4. Mostly agree	37.1	34.8	40.6	39.0	34.3	39.0	36.0	38.3	34.6	39.3	30.4	38.0	38.1	39.7	31.1	33.5
5. Agree	19.6	23.2	16.0	19.9	20.4	23.0	17.6	18.7	20.6	20.2	18.8	18.5	21.4	24.2	19.4	10.9
<i>Item 1210 Subject I03, Q02</i>	<i>N</i> 2320	1049	1116	1547	280	422	608	848	441	1673	427	1047	629	197	323	39
A002C: Things change too quickly in today's world																
1. Disagree	12.7	13.2	11.8	11.7	16.5	11.1	13.6	13.4	11.9	13.5	10.3	9.7	16.8	13.9	11.2	22.0
2. Mostly disagree	22.7	23.2	22.2	26.2	11.5	26.4	23.3	20.5	22.3	24.5	17.3	24.0	22.4	20.6	21.6	16.3
3. Neither	23.6	24.4	23.2	25.0	21.9	23.1	26.5	22.8	21.6	24.9	20.7	26.0	22.1	21.6	23.5	13.7
4. Mostly agree	21.5	21.5	22.6	21.2	24.0	20.2	19.7	22.6	22.9	22.1	21.4	21.9	19.4	25.3	21.4	30.1
5. Agree	19.5	17.7	20.3	15.8	26.1	19.2	16.9	20.6	21.4	15.0	30.3	18.4	19.3	18.6	22.3	17.9
<i>Item 1220 Subject I03, Q02</i>	<i>N</i> 2318	1049	1116	1546	280	423	610	844	441	1672	427	1045	627	197	323	39
A002D: I think the times ahead for me will be tougher and less fun than things are now																
1. Disagree	19.6	19.3	20.4	20.0	19.0	17.6	19.9	18.8	22.7	20.7	16.4	19.1	18.6	22.4	21.9	16.4
2. Mostly disagree	23.9	23.5	24.9	26.9	15.8	25.6	28.4	22.1	19.8	25.7	21.0	26.8	23.8	20.6	19.3	19.2
3. Neither	17.2	17.8	16.6	17.4	14.4	17.1	20.1	15.6	16.5	18.0	14.2	17.7	16.4	18.5	14.6	30.3
4. Mostly agree	20.0	19.1	20.6	19.9	22.1	19.8	16.6	22.1	20.8	19.7	21.1	18.9	22.1	17.7	21.2	14.5
5. Agree	19.2	20.2	17.4	15.9	28.7	19.9	14.9	21.5	20.2	15.8	27.4	17.4	19.0	20.8	23.0	19.7
<i>Item 1230 Subject I01, J</i>	<i>N</i> 2314	1049	1112	1547	278	422	607	844	441	1669	428	1043	627	197	324	37
A003: Of all the time you spend with other people, about how much is spent with people over 30?																
1. Very little	19.4	20.1	17.8	16.0	26.4	21.7	16.6	20.7	18.4	18.0	19.3	15.9	21.5	25.0	20.7	23.9
2. Some	44.5	46.2	43.5	47.4	38.2	49.4	44.8	41.0	46.3	47.0	39.6	43.7	46.7	49.1	43.0	40.3
3. About half	27.8	26.2	29.7	29.2	23.9	22.5	31.1	29.1	26.1	27.1	32.5	31.0	24.9	21.1	28.6	25.0
4. Most	6.2	6.0	6.7	5.8	8.6	4.6	6.2	6.5	7.2	6.3	5.9	7.2	5.2	4.2	6.1	10.8
5. Nearly all	2.0	1.5	2.4	1.7	2.9	1.8	1.2	2.7	2.1	1.5	2.7	2.2	1.7	0.5	1.6	-
<i>Item 1240 Subject M02</i>	<i>N</i> 2333	1053	1120	1551	281	427	610	850	446	1680	428	1053	630	196	324	39

QUESTIONNAIRE FORM 1 1999	TOTAL	SEX		RACE		REGION				COLLEGE PLANS?		ILLICIT DRUG USE: LIFETIME				
		M	F	White	Black	NE	NC	S	W	Yes	No	None	Mari- juana Only	Few Pills	More Pills	Any Her- oin
<i>N (Weighted No. of Cases):</i>	2339	1056	1120	1553	282	427	612	853	447	1680	431	1054	630	197	324	39
<i>% of Weighted Total:</i>	100.0	45.2	47.9	66.4	12.1	18.2	26.2	36.5	19.1	71.8	18.4	45.0	26.9	8.4	13.9	1.7
A004: Would you like to spend more time, or less time, with people over 30 if you could?																
1. Much less time	4.7	5.5	3.6	3.9	7.4	3.8	3.9	5.6	5.1	3.3	8.4	3.4	3.9	6.6	7.2	13.0
2. Somewhat less time	9.1	10.2	7.5	8.9	10.1	7.8	7.4	11.4	8.5	8.9	10.4	9.1	9.8	5.5	9.1	11.3
3. About the same as now	68.5	68.4	69.8	70.9	60.7	72.1	70.5	64.6	69.8	69.0	67.6	69.0	70.6	67.7	66.4	54.9
4. Somewhat more time	15.4	13.9	17.0	14.5	17.5	15.7	16.4	15.4	13.7	16.5	11.8	16.1	14.1	19.2	14.5	15.8
5. Much more time	2.3	2.1	2.0	1.8	4.3	0.7	1.8	3.1	2.9	2.2	1.8	2.5	1.6	0.9	2.8	5.1
<i>Item 1250 Subject M02</i>	<i>N</i> 2328	1052	1117	1548	280	422	609	851	446	1676	429	1049	629	196	324	39
A005: Would you like to spend more time, or less time, working with or helping younger children?																
1. Much less time	6.8	10.4	2.3	7.1	4.8	6.5	7.3	7.0	5.9	5.9	9.0	4.6	5.6	7.6	13.0	10.7
2. Somewhat less time	7.2	9.9	4.0	7.9	5.6	7.9	9.2	7.3	3.7	6.0	10.5	6.9	6.3	4.7	11.3	4.3
3. About the same as now	31.7	38.4	26.6	32.2	31.3	31.7	29.7	31.0	35.5	30.9	36.7	32.3	32.8	36.6	27.2	26.6
4. Somewhat more time	33.4	30.6	36.4	34.4	31.7	32.6	36.1	32.7	31.8	35.3	26.0	34.3	33.5	31.5	30.9	38.6
5. Much more time	20.9	10.7	30.7	18.5	26.7	21.3	17.6	21.9	23.2	21.9	17.8	21.8	21.8	19.5	17.7	19.8
<i>Item 1260 Subject M02</i>	<i>N</i> 2329	1051	1120	1550	280	424	607	851	446	1678	428	1051	630	196	323	39
A006: The next questions ask how satisfied or dissatisfied you are with several aspects of your life. For each question, mark the circle that shows best how you feel. If you are neutral about something, or are just as satisfied as you are dissatisfied, mark the middle answer.																
How satisfied are you with . . .																
A006A: Your job? (If you have no job, leave blank)																
7. Completely satisfied	20.5	21.6	19.1	20.8	21.2	19.3	19.9	21.9	19.7	20.2	23.4	20.7	19.3	17.6	23.7	5.7
6.	18.9	18.9	18.8	20.6	7.8	18.3	21.9	17.9	16.8	19.2	17.7	19.4	16.3	15.6	23.7	18.3
5.	14.7	16.1	14.3	16.4	8.9	12.5	17.3	12.3	17.8	15.5	13.6	14.7	14.8	18.4	12.5	21.3
4. Neutral	26.1	24.4	28.0	23.8	42.0	27.0	23.1	28.3	25.9	25.0	27.2	25.6	27.2	26.5	25.6	25.8
3.	9.6	9.3	10.1	9.8	6.4	9.3	10.7	8.7	9.6	10.3	7.7	9.9	10.6	11.6	5.8	13.4
2.	4.1	3.6	4.6	4.4	3.0	6.7	3.4	3.7	3.1	4.6	3.1	4.7	2.0	6.3	5.0	5.6
1. Completely dissatisfied	6.1	6.1	5.1	4.2	10.6	6.9	3.7	7.2	7.0	5.1	7.3	5.1	9.8	4.1	3.7	9.9
<i>Item 1270 Subject C01, P02</i>	<i>N</i> 1634	769	756	1130	183	300	472	577	285	1164	311	725	439	147	228	27
A006B: The neighborhood where you live?																
7. Completely satisfied	33.9	32.8	35.8	37.1	28.8	28.1	35.6	36.7	32.1	34.3	35.2	36.6	35.9	24.7	30.9	21.8
6.	21.1	22.2	20.8	24.3	8.4	22.2	23.8	18.2	22.0	22.5	17.7	22.4	18.7	22.5	20.4	14.1
5.	10.8	12.7	8.5	10.8	10.9	10.6	10.5	10.1	12.8	10.9	10.3	9.8	10.6	8.4	15.1	17.6
4. Neutral	19.4	18.5	19.8	15.9	30.6	20.1	16.4	20.4	21.2	18.0	22.1	17.4	21.1	24.3	17.4	24.9
3.	5.4	5.5	5.7	4.9	6.3	6.7	5.8	5.2	4.3	5.5	4.7	6.2	4.5	6.1	4.0	9.2
2.	4.2	3.9	4.2	3.3	6.0	4.9	2.7	4.0	6.1	4.3	3.6	3.7	3.5	8.9	4.2	3.6
1. Completely dissatisfied	5.0	4.4	5.2	3.7	9.0	7.4	5.2	5.5	1.6	4.4	6.4	3.8	5.6	5.2	8.0	8.9
<i>Item 1280 Subject P02</i>	<i>N</i> 2326	1049	1120	1549	280	426	607	847	446	1677	427	1049	630	196	323	39
A006C: Your personal safety in your neighborhood, on your job, and in your school—safety from being attacked and injured in some way?																
7. Completely satisfied	39.2	41.5	37.9	42.9	34.6	36.8	46.1	39.4	31.4	39.5	39.4	38.9	42.3	34.8	40.4	18.9
6.	23.9	25.6	23.3	27.5	13.4	24.6	24.9	21.4	26.5	26.1	20.5	27.0	21.7	23.5	20.2	20.6
5.	9.8	9.1	10.6	9.5	8.1	9.6	11.1	8.0	11.8	9.9	9.7	10.2	7.5	10.4	10.4	22.8
4. Neutral	16.8	14.8	17.1	12.4	28.7	18.0	12.3	19.5	16.3	14.7	19.4	14.2	20.2	22.8	14.3	9.4
3.	4.6	4.3	5.4	3.5	6.4	4.8	2.3	4.8	7.1	4.3	5.8	4.4	3.7	4.3	5.6	20.0
2.	2.1	2.2	2.0	1.4	2.2	2.4	0.7	2.7	2.7	2.2	1.2	2.4	0.8	2.5	3.1	-
1. Completely dissatisfied	3.6	2.5	3.7	2.8	6.6	3.8	2.5	4.1	4.1	3.1	4.0	2.9	3.7	1.8	5.9	8.2
<i>Item 1290 Subject P02</i>	<i>N</i> 2331	1053	1120	1552	280	427	607	851	445	1680	428	1054	630	196	323	39

MONITORING THE FUTURE

QUESTIONNAIRE FORM 1 1999	TOTAL	SEX		RACE		REGION				COLLEGE PLANS?		ILLICIT DRUG USE: LIFETIME				
		M	F	White	Black	NE	NC	S	W	Yes	No	None	Mari- juana Only	Few Pills	More Pills	Any Her- oin
<i>N (Weighted No. of Cases):</i>	2339	1056	1120	1553	282	427	612	853	447	1680	431	1054	630	197	324	39
<i>% of Weighted Total:</i>	100.0	45.2	47.9	66.4	12.1	18.2	26.2	36.5	19.1	71.8	18.4	45.0	26.9	8.4	13.9	1.7
A006D: The safety of things you own from being stolen or destroyed in your neighborhood, on your job, and in your school?																
7. Completely satisfied	21.0	19.3	22.5	22.7	16.3	20.6	22.0	22.6	17.0	19.7	25.1	19.3	22.0	23.9	24.3	8.5
6.	22.8	24.7	22.6	26.1	15.4	21.3	24.8	19.8	27.3	25.3	17.9	25.2	23.4	18.4	16.2	22.0
5.	15.8	17.7	14.3	17.5	7.1	15.0	18.9	12.9	17.9	16.3	14.9	16.1	12.9	19.0	17.8	22.1
4. Neutral	19.4	17.1	20.6	14.7	34.4	19.6	18.3	20.5	18.8	18.2	22.2	19.4	20.3	19.4	16.7	9.6
3.	9.2	9.2	9.4	9.1	10.6	10.8	7.8	10.0	8.1	9.3	8.3	8.8	9.5	8.8	12.1	7.8
2.	5.1	5.7	4.7	5.1	4.7	4.3	4.2	5.5	6.2	5.4	3.5	5.3	4.0	5.2	5.1	20.1
1. Completely dissatisfied	6.7	6.3	5.9	4.8	11.5	8.4	4.0	8.7	4.7	5.7	8.0	5.9	8.0	5.4	7.7	10.0
<i>Item 1300 Subject P02</i>	<i>N</i> 2323	<i>1049</i>	<i>1115</i>	<i>1545</i>	<i>280</i>	<i>423</i>	<i>605</i>	<i>849</i>	<i>445</i>	<i>1675</i>	<i>425</i>	<i>1053</i>	<i>623</i>	<i>196</i>	<i>323</i>	<i>39</i>
A006E: Your educational experiences?																
7. Completely satisfied	20.0	19.1	21.0	19.3	26.5	17.3	20.4	23.6	15.1	20.4	17.8	20.9	18.8	21.7	22.2	10.5
6.	26.9	27.2	27.9	30.1	19.2	26.4	31.7	23.5	27.5	29.6	22.0	31.0	26.2	22.3	17.1	27.3
5.	17.2	18.5	16.2	18.4	12.6	18.3	17.7	15.2	19.4	17.9	14.3	17.8	16.3	19.2	17.3	23.5
4. Neutral	21.7	20.6	22.1	19.3	27.0	24.8	16.6	23.4	22.2	19.1	29.3	18.8	25.2	16.9	25.8	6.9
3.	6.5	6.1	7.0	6.6	5.8	7.4	7.1	5.4	6.9	6.3	8.1	5.8	6.7	9.9	6.9	11.3
2.	3.6	4.0	3.1	3.2	2.9	1.5	4.4	3.6	4.7	3.3	4.1	3.3	3.1	5.0	3.5	9.3
1. Completely dissatisfied	4.1	4.5	2.7	3.1	5.9	4.2	2.1	5.3	4.2	3.4	4.4	2.3	3.8	5.1	7.1	11.2
<i>Item 1310 Subject B01, P02</i>	<i>N</i> 2323	<i>1050</i>	<i>1118</i>	<i>1548</i>	<i>280</i>	<i>424</i>	<i>604</i>	<i>850</i>	<i>445</i>	<i>1675</i>	<i>427</i>	<i>1047</i>	<i>628</i>	<i>195</i>	<i>323</i>	<i>39</i>
A006F: Your friends and other people you spend time with?																
7. Completely satisfied	43.4	43.6	43.8	45.4	43.9	37.4	44.5	47.6	39.8	42.1	46.2	43.0	43.9	37.1	47.8	45.1
6.	28.9	30.1	29.3	30.6	21.2	32.0	27.7	25.4	34.1	31.7	23.5	31.1	26.5	31.4	26.9	36.1
5.	11.8	11.5	11.2	11.4	9.6	11.0	14.6	10.6	11.0	11.3	12.2	12.7	10.8	9.2	12.9	2.3
4. Neutral	11.0	10.0	11.1	7.8	19.7	13.1	8.8	12.5	8.9	10.0	13.7	9.9	12.0	16.0	8.8	-
3.	2.4	2.0	2.5	2.7	1.9	3.7	2.4	2.0	2.0	2.7	1.4	2.1	2.9	4.5	1.8	-
2.	1.3	1.4	1.3	1.2	0.4	1.6	1.5	0.4	2.7	1.1	1.3	0.8	1.4	1.7	0.2	13.5
1. Completely dissatisfied	1.2	1.5	0.7	0.9	3.2	1.2	0.5	1.4	1.5	1.1	1.7	0.4	2.5	-	1.6	3.0
<i>Item 1320 Subject M04, P02</i>	<i>N</i> 2328	<i>1053</i>	<i>1117</i>	<i>1551</i>	<i>277</i>	<i>426</i>	<i>609</i>	<i>848</i>	<i>445</i>	<i>1677</i>	<i>428</i>	<i>1051</i>	<i>629</i>	<i>196</i>	<i>323</i>	<i>39</i>
A006G: The way you get along with your parents?																
7. Completely satisfied	29.0	27.8	30.3	27.6	34.7	26.5	28.9	30.9	27.7	28.2	33.7	30.9	30.4	23.7	22.3	20.8
6.	25.3	28.8	22.9	28.3	18.1	24.4	28.1	22.8	27.3	27.4	21.3	26.1	26.5	29.9	19.3	27.1
5.	13.9	15.8	12.7	15.1	8.5	16.6	13.5	11.6	16.0	14.3	12.6	15.4	12.2	10.8	14.3	16.8
4. Neutral	16.9	14.7	17.3	15.6	19.3	15.7	15.4	18.8	16.5	15.0	22.1	15.3	17.6	17.9	21.7	5.8
3.	6.4	5.7	7.1	6.7	6.4	7.2	7.2	6.6	4.4	6.6	6.2	5.4	6.7	8.9	6.4	6.4
2.	3.2	2.5	3.8	2.8	3.4	3.2	2.9	2.6	4.5	3.0	1.4	2.8	2.0	3.1	5.4	17.1
1. Completely dissatisfied	5.3	4.7	5.8	3.9	9.5	6.4	4.0	6.6	3.6	5.6	2.8	4.1	4.6	5.8	10.7	6.0
<i>Item 1330 Subject M03, P02</i>	<i>N</i> 2327	<i>1052</i>	<i>1117</i>	<i>1550</i>	<i>279</i>	<i>423</i>	<i>608</i>	<i>850</i>	<i>445</i>	<i>1676</i>	<i>428</i>	<i>1051</i>	<i>630</i>	<i>195</i>	<i>323</i>	<i>39</i>
A006H: Yourself?																
7. Completely satisfied	32.2	38.3	26.3	28.0	53.0	24.4	28.1	40.4	29.7	30.3	37.9	30.7	35.4	25.4	32.9	20.2
6.	26.3	26.7	26.9	29.2	16.5	24.3	29.2	24.2	28.0	28.3	22.8	29.6	25.7	22.5	20.9	35.5
5.	13.5	12.5	14.7	16.6	4.9	17.9	14.6	12.0	10.5	14.7	9.3	14.2	11.3	18.1	13.1	9.2
4. Neutral	17.7	14.2	20.3	16.3	17.0	22.9	17.1	15.7	17.5	15.9	22.6	16.6	16.9	20.0	20.1	22.5
3.	5.3	4.4	6.5	5.7	3.7	4.0	6.0	3.7	8.8	5.7	4.1	5.0	5.1	7.5	7.4	1.3
2.	2.2	1.5	2.6	2.5	1.1	2.2	3.0	1.5	2.2	2.3	2.0	1.3	2.5	3.9	3.5	-
1. Completely dissatisfied	2.8	2.3	2.6	1.8	3.8	4.4	1.9	2.4	3.3	2.7	1.3	2.7	3.0	2.5	2.1	11.3
<i>Item 1340 Subject P01, Q01</i>	<i>N</i> 2322	<i>1049</i>	<i>1114</i>	<i>1546</i>	<i>277</i>	<i>423</i>	<i>607</i>	<i>847</i>	<i>445</i>	<i>1673</i>	<i>424</i>	<i>1051</i>	<i>626</i>	<i>192</i>	<i>323</i>	<i>39</i>
A006I: Your standard of living—the things you have like housing, car, furniture, recreation, and the like?																
7. Completely satisfied	38.1	38.9	38.1	40.3	37.2	34.7	40.1	40.1	34.6	39.0	37.3	39.7	40.4	28.9	38.2	22.9
6.	25.2	26.6	24.8	27.5	14.7	25.9	27.5	24.2	23.1	26.2	25.4	26.4	23.7	24.4	25.0	34.3
5.	12.7	13.1	12.2	12.5	13.1	14.0	13.6	11.4	12.6	12.8	9.9	13.5	10.8	15.2	11.3	0.9
4. Neutral	14.2	12.4	14.8	11.6	20.2	15.0	10.9	14.9	16.5	12.3	19.6	13.4	14.2	15.5	14.7	18.7
3.	4.9	3.9	5.5	4.6	4.4	5.3	4.9	3.6	6.8	4.6	4.7	3.7	4.8	7.2	5.9	5.8
2.	3.0	3.5	2.7	2.3	5.1	2.7	2.2	3.5	3.5	2.9	1.8	2.2	3.3	6.3	1.9	12.2
1. Completely dissatisfied	2.0	1.7	1.9	1.3	5.3	2.3	0.9	2.2	3.0	2.2	1.3	1.3	2.7	2.5	3.0	5.2
<i>Item 1350 Subject F01, P02</i>	<i>N</i> 2329	<i>1053</i>	<i>1120</i>	<i>1552</i>	<i>280</i>	<i>425</i>	<i>607</i>	<i>851</i>	<i>445</i>	<i>1680</i>	<i>428</i>	<i>1052</i>	<i>630</i>	<i>196</i>	<i>323</i>	<i>39</i>

QUESTIONNAIRE FORM 1 1999	TOTAL	SEX		RACE		REGION				COLLEGE PLANS?		ILLICIT DRUG USE: LIFETIME				
		M	F	White	Black	NE	NC	S	W	Yes	No	None	Mari- juana Only	Few Pills	More Pills	Any Her- oin
<i>N (Weighted No. of Cases):</i>	2339	1056	1120	1553	282	427	612	853	447	1680	431	1054	630	197	324	39
<i>% of Weighted Total:</i>	100.0	45.2	47.9	66.4	12.1	18.2	26.2	36.5	19.1	71.8	18.4	45.0	26.9	8.4	13.9	1.7
A006J: The amount of time you have for doing things you want to do?																
7. Completely satisfied	12.9	13.3	11.8	13.1	14.8	9.8	13.2	14.4	12.4	11.5	16.6	11.8	12.4	15.5	15.5	10.3
6.	16.3	18.4	14.8	17.3	14.4	15.0	14.9	16.7	19.1	17.9	12.3	19.6	14.1	10.2	13.7	21.8
5.	19.0	20.3	19.1	22.0	11.1	19.6	20.3	17.2	19.9	19.8	18.7	18.8	21.0	15.9	20.5	6.0
4. Neutral	19.6	16.3	21.2	16.5	24.8	21.5	20.4	18.9	17.8	17.8	22.0	18.7	22.4	20.2	15.7	18.2
3.	14.9	15.0	15.0	15.8	13.7	14.4	16.6	13.8	15.0	16.2	12.6	16.2	12.0	19.2	12.5	25.2
2.	7.0	7.2	7.0	6.7	5.9	9.2	6.1	6.2	7.7	7.7	3.9	5.8	7.9	5.4	9.7	5.2
1. Completely dissatisfied	10.3	9.5	11.1	8.5	15.3	10.5	8.5	12.7	8.2	9.1	13.9	9.1	10.3	13.7	12.4	13.3
<i>Item 1360 Subject P02</i>	<i>N 2326</i>	<i>1049</i>	<i>1118</i>	<i>1550</i>	<i>279</i>	<i>426</i>	<i>607</i>	<i>848</i>	<i>446</i>	<i>1676</i>	<i>428</i>	<i>1051</i>	<i>629</i>	<i>195</i>	<i>321</i>	<i>39</i>
A006K: The way you spend your leisure time—recreation, relaxation, and so on?																
7. Completely satisfied	25.1	26.8	23.9	26.0	28.5	17.5	26.3	29.3	22.7	24.2	28.5	23.1	26.4	19.9	33.6	30.6
6.	21.5	23.6	19.6	24.0	13.5	22.3	19.3	20.7	25.0	22.5	18.0	23.2	18.8	19.5	21.2	26.9
5.	18.9	21.5	17.5	20.3	11.8	19.5	23.0	15.5	19.5	20.8	13.9	20.8	17.6	17.5	17.3	19.3
4. Neutral	18.0	14.6	20.2	15.1	25.5	22.5	15.6	18.2	16.6	16.3	23.1	16.1	22.3	21.7	15.1	6.3
3.	8.3	6.5	9.9	7.9	10.9	8.3	10.1	7.0	8.1	8.7	6.7	8.8	6.9	10.6	7.3	6.3
2.	4.1	3.4	4.6	3.7	1.9	5.2	2.9	4.1	4.8	3.8	5.0	3.4	4.0	5.6	3.6	5.2
1. Completely dissatisfied	4.1	3.5	4.4	3.0	7.9	4.8	2.7	5.3	3.3	3.8	4.8	4.6	4.0	5.2	1.9	5.4
<i>Item 1370 Subject C08, P02</i>	<i>N 2328</i>	<i>1052</i>	<i>1120</i>	<i>1551</i>	<i>280</i>	<i>426</i>	<i>606</i>	<i>851</i>	<i>445</i>	<i>1680</i>	<i>427</i>	<i>1054</i>	<i>628</i>	<i>196</i>	<i>323</i>	<i>39</i>
A006L: Your life as a whole these days?																
7. Completely satisfied	20.6	22.2	19.6	21.0	25.0	14.1	21.6	23.6	19.4	20.4	21.8	20.2	20.4	18.7	22.2	19.9
6.	29.0	34.3	25.7	32.7	18.7	26.6	33.3	28.8	26.0	31.5	24.8	31.7	28.8	23.7	25.1	32.1
5.	18.4	17.8	19.5	19.8	15.7	20.8	16.9	17.2	20.4	18.8	18.4	18.7	16.5	21.5	21.2	12.3
4. Neutral	20.2	15.8	22.7	16.2	27.6	19.9	17.5	22.2	20.2	18.1	23.6	18.3	22.3	24.2	20.1	18.0
3.	6.7	6.6	6.3	6.7	5.2	9.6	7.3	3.8	8.7	6.4	6.5	6.5	7.0	6.3	4.8	11.0
2.	2.3	1.5	3.2	1.8	2.0	3.3	1.9	1.5	3.5	2.3	2.3	2.0	1.8	3.9	3.3	2.8
1. Completely dissatisfied	2.8	1.9	3.0	1.7	5.7	5.5	1.4	3.0	1.8	2.5	2.7	2.6	3.3	1.7	3.3	3.9
<i>Item 1380 Subject P01</i>	<i>N 2320</i>	<i>1047</i>	<i>1117</i>	<i>1547</i>	<i>279</i>	<i>423</i>	<i>607</i>	<i>848</i>	<i>441</i>	<i>1673</i>	<i>426</i>	<i>1049</i>	<i>626</i>	<i>195</i>	<i>322</i>	<i>39</i>
A006M: The way our national government is operating?																
7. Completely satisfied	2.2	2.1	2.0	1.9	3.3	1.6	2.4	2.3	2.2	2.1	1.9	2.6	1.3	2.5	2.4	1.4
6.	5.5	7.6	3.5	5.5	4.9	4.4	6.3	4.8	6.4	5.5	5.6	6.3	5.4	4.1	2.7	5.9
5.	12.0	14.9	9.9	12.9	10.0	12.3	12.1	11.7	12.1	12.9	8.9	14.4	13.3	5.9	6.3	16.1
4. Neutral	43.1	38.4	48.4	42.3	42.9	47.2	41.2	42.7	42.5	43.4	44.1	42.0	44.2	43.2	45.0	23.3
3.	13.7	13.2	14.4	14.6	12.1	11.4	15.8	12.1	16.2	14.4	12.0	15.5	13.7	15.8	9.3	10.0
2.	9.7	9.4	9.7	10.3	7.3	10.3	10.1	9.2	9.3	9.4	10.1	8.8	7.1	11.8	14.9	16.6
1. Completely dissatisfied	13.9	14.4	12.1	12.6	19.4	12.8	12.2	17.2	11.3	12.2	17.3	10.4	15.0	16.6	19.5	26.7
<i>Item 1390 Subject H02, K02</i>	<i>N 2319</i>	<i>1046</i>	<i>1118</i>	<i>1543</i>	<i>277</i>	<i>423</i>	<i>606</i>	<i>847</i>	<i>443</i>	<i>1672</i>	<i>424</i>	<i>1050</i>	<i>624</i>	<i>194</i>	<i>323</i>	<i>39</i>
A006N: The amount of fun you are having?																
7. Completely satisfied	24.1	24.6	23.3	25.0	26.7	17.9	23.8	28.8	21.8	22.2	30.5	23.2	26.0	17.9	29.4	10.3
6.	26.1	29.4	24.0	29.6	17.7	27.4	28.4	24.0	25.6	27.7	22.1	28.4	25.8	21.2	22.1	23.0
5.	18.4	18.1	19.5	20.5	15.0	20.9	21.4	15.2	18.0	20.7	12.2	17.9	18.9	22.5	16.2	32.3
4. Neutral	15.7	12.5	17.4	11.4	25.5	16.0	11.9	17.6	17.1	14.1	18.4	14.1	16.7	23.7	14.7	20.7
3.	7.9	8.0	8.1	7.2	5.9	6.2	9.7	6.6	9.4	8.0	7.7	8.4	6.6	9.5	6.1	7.8
2.	3.0	2.8	3.2	2.8	2.3	4.3	2.1	2.5	3.9	3.1	3.3	4.0	2.1	0.7	3.7	0.9
1. Completely dissatisfied	4.8	4.6	4.4	3.6	7.0	7.3	2.7	5.3	4.2	4.1	5.9	4.1	4.0	4.4	7.8	5.0
<i>Item 1400 Subject P02, Q01</i>	<i>N 2332</i>	<i>1053</i>	<i>1119</i>	<i>1552</i>	<i>280</i>	<i>427</i>	<i>609</i>	<i>851</i>	<i>445</i>	<i>1679</i>	<i>428</i>	<i>1054</i>	<i>629</i>	<i>196</i>	<i>323</i>	<i>39</i>
A007: How important is each of the following to you in your life?																
A007A: Being successful in my line of work																
1. Not important	2.0	2.7	0.5	1.4	2.3	2.2	1.4	2.2	2.1	1.0	4.0	1.7	1.1	3.1	2.7	0.9
2. Somewhat important	8.9	9.2	8.3	9.9	4.4	10.5	9.4	6.7	11.0	7.8	12.3	8.7	8.3	9.0	10.2	3.3
3. Quite important	26.3	25.2	26.9	28.4	17.2	26.1	30.1	23.6	26.5	26.0	27.8	25.5	28.5	23.9	25.1	27.6
4. Extremely important	62.8	62.8	64.3	60.3	76.1	61.2	59.2	67.5	60.5	65.2	55.9	64.2	62.0	64.0	62.0	68.2
<i>Item 1410 Subject C06, Q07</i>	<i>N 2322</i>	<i>1050</i>	<i>1116</i>	<i>1546</i>	<i>278</i>	<i>427</i>	<i>609</i>	<i>845</i>	<i>442</i>	<i>1672</i>	<i>427</i>	<i>1047</i>	<i>627</i>	<i>197</i>	<i>324</i>	<i>39</i>

MONITORING THE FUTURE

QUESTIONNAIRE FORM 1 1999	TOTAL	SEX		RACE		REGION				COLLEGE PLANS?		ILLICIT DRUG USE: LIFETIME				
		M	F	White	Black	NE	NC	S	W	Yes	No	None	Mari- juana Only	Few Pills	More Pills	Any Her- oin
<i>N (Weighted No. of Cases):</i>	2339	1056	1120	1553	282	427	612	853	447	1680	431	1054	630	197	324	39
<i>% of Weighted Total:</i>	100.0	45.2	47.9	66.4	12.1	18.2	26.2	36.5	19.1	71.8	18.4	45.0	26.9	8.4	13.9	1.7
A007B: Having a good marriage and family life																
1. Not important	2.9	2.8	2.6	2.6	4.0	4.1	2.5	2.4	3.1	2.4	3.2	2.4	3.4	5.0	2.1	4.8
2. Somewhat important	5.5	6.5	3.2	4.5	5.7	5.6	6.6	4.9	5.1	4.0	9.3	4.6	5.4	5.2	8.2	4.3
3. Quite important	13.9	16.6	11.2	13.9	14.8	17.5	13.6	12.9	12.5	12.3	19.3	11.4	14.6	19.8	14.8	15.4
4. Extremely important	77.7	74.1	83.1	79.0	75.5	72.7	77.2	79.8	79.3	81.4	68.3	81.6	76.6	69.9	74.9	75.5
<i>Item 1420 Subject D03, Q07</i>	<i>N</i> 2322	1049	1116	1544	280	426	609	844	443	1673	426	1046	628	196	324	39
A007C: Having lots of money																
1. Not important	5.8	5.0	6.2	6.5	4.1	5.6	8.3	4.6	4.6	5.6	6.5	6.9	4.1	3.5	4.8	7.1
2. Somewhat important	31.3	26.3	37.0	35.2	18.4	27.6	35.0	30.2	32.2	32.5	31.6	34.2	28.5	31.4	28.7	20.7
3. Quite important	36.5	34.5	39.7	37.7	30.4	38.5	35.0	37.1	35.6	38.5	31.4	37.3	37.9	36.9	32.9	49.1
4. Extremely important	26.4	34.2	17.2	20.6	47.1	28.3	21.7	28.1	27.5	23.4	30.5	21.6	29.5	28.2	33.5	23.2
<i>Item 1430 Subject F01, Q07</i>	<i>N</i> 2327	1053	1117	1548	281	427	608	850	443	1677	428	1052	627	197	324	39
A007D: Having plenty of time for recreation and hobbies																
1. Not important	1.9	1.4	1.9	1.0	3.8	1.4	1.5	2.7	1.2	1.5	2.5	1.9	1.7	0.6	1.7	-
2. Somewhat important	22.2	14.3	29.4	20.8	32.8	22.2	22.1	24.1	18.5	20.6	26.6	25.1	20.0	22.3	17.2	17.0
3. Quite important	42.1	41.4	42.4	42.5	38.4	39.5	43.9	40.6	45.0	43.2	40.3	42.9	40.9	44.6	42.8	38.3
4. Extremely important	33.9	42.9	26.3	35.6	25.0	36.9	32.6	32.6	35.3	34.7	30.6	30.1	37.5	32.4	38.3	44.7
<i>Item 1440 Subject C08, Q07</i>	<i>N</i> 2327	1052	1119	1552	280	425	609	849	444	1677	428	1052	627	197	324	39
A007E: Having strong friendships																
1. Not important	1.2	1.3	1.0	0.4	5.2	0.9	0.3	1.9	1.2	0.8	1.8	1.1	1.4	0.5	0.8	2.0
2. Somewhat important	6.3	6.0	6.3	3.6	12.8	7.3	5.4	6.9	5.5	4.8	10.8	5.7	7.5	8.0	4.8	2.6
3. Quite important	24.8	27.2	21.5	24.2	27.2	25.3	27.1	24.0	22.5	23.9	25.9	25.9	23.5	19.8	25.0	18.0
4. Extremely important	67.8	65.5	71.3	71.9	54.8	66.5	67.1	67.3	70.8	70.5	61.4	67.3	67.6	71.7	69.5	77.4
<i>Item 1450 Subject M04, Q07</i>	<i>N</i> 2329	1055	1118	1551	280	427	608	850	444	1677	429	1053	627	197	324	39
A007F: Being able to find steady work																
1. Not important	1.5	1.5	1.2	1.5	1.3	0.7	1.7	1.5	2.1	0.9	3.4	1.2	1.6	1.2	2.4	-
2. Somewhat important	4.4	5.7	3.0	4.6	1.4	5.9	4.3	3.9	4.2	4.0	5.7	4.3	4.4	7.4	4.2	3.5
3. Quite important	22.0	22.4	21.1	23.6	13.9	24.6	26.0	18.8	20.0	21.6	24.4	22.2	21.1	19.5	23.9	14.1
4. Extremely important	72.1	70.3	74.6	70.3	83.4	68.7	67.9	75.8	73.8	73.6	66.4	72.3	72.8	71.9	69.6	82.4
<i>Item 1460 Subject C04, Q07</i>	<i>N</i> 2326	1053	1116	1549	280	427	609	848	443	1676	428	1052	626	196	324	39
A007G: Making a contribution to society																
1. Not important	5.9	7.5	3.5	5.8	6.9	5.8	6.2	5.8	5.8	4.3	10.8	3.5	7.7	6.1	9.3	3.8
2. Somewhat important	31.4	31.3	31.3	31.2	30.1	32.1	32.8	30.5	30.7	28.0	43.1	28.9	32.4	35.8	34.4	49.0
3. Quite important	40.8	39.4	43.5	41.8	37.3	41.2	38.3	40.4	44.9	42.9	34.5	41.4	42.2	43.8	36.9	25.1
4. Extremely important	21.8	21.8	21.6	21.1	25.7	21.0	22.6	23.3	18.6	24.8	11.6	26.2	17.8	14.4	19.4	22.0
<i>Item 1470 Subject O01, Q07</i>	<i>N</i> 2316	1046	1116	1543	278	427	607	840	442	1671	425	1047	626	194	323	39
A007H: Being a leader in my community																
1. Not important	21.1	22.1	20.0	22.3	13.7	23.6	20.6	18.8	23.7	17.6	31.5	19.3	19.9	24.3	28.2	19.8
2. Somewhat important	37.3	33.7	40.7	37.6	36.2	37.9	39.9	34.0	39.6	36.6	40.5	34.7	39.3	35.8	41.6	39.4
3. Quite important	27.1	27.8	26.5	27.6	24.7	29.2	25.1	29.2	23.8	29.7	19.8	29.5	27.8	27.7	18.3	26.2
4. Extremely important	14.5	16.5	12.8	12.6	25.4	9.4	14.3	18.0	12.9	16.0	8.2	16.5	12.9	12.2	11.9	14.6
<i>Item 1480 Subject M05, Q07</i>	<i>N</i> 2323	1051	1117	1549	280	427	607	847	443	1676	427	1052	628	196	321	39
A007I: Being able to give my children better opportunities than I've had																
1. Not important	2.2	2.7	1.3	2.4	1.8	2.3	2.7	2.2	1.6	2.1	1.6	2.1	1.9	3.2	2.0	2.0
2. Somewhat important	5.8	5.4	6.4	6.7	1.3	6.6	8.0	4.5	4.5	5.6	6.9	4.9	6.0	6.8	7.7	-
3. Quite important	23.1	24.0	22.2	27.9	9.1	30.0	29.6	16.0	21.0	23.0	24.5	25.5	21.1	18.5	21.2	18.5
4. Extremely important	68.9	67.9	70.0	63.0	87.8	61.1	59.7	77.3	72.9	69.3	67.0	67.5	71.0	71.5	69.1	79.4
<i>Item 1490 Subject Q07</i>	<i>N</i> 2310	1048	1107	1536	280	423	603	845	439	1663	427	1041	627	195	320	39

QUESTIONNAIRE FORM 1 1999	TOTAL	SEX		RACE		REGION				COLLEGE PLANS?		ILLICIT DRUG USE: LIFETIME				
		M	F	White	Black	NE	NC	S	W	Yes	No	None	Mari- juana Only	Few Pills	More Pills	Any Her- oin
<i>N (Weighted No. of Cases):</i>	2339	1056	1120	1553	282	427	612	853	447	1680	431	1054	630	197	324	39
<i>% of Weighted Total:</i>	100.0	45.2	47.9	66.4	12.1	18.2	26.2	36.5	19.1	71.8	18.4	45.0	26.9	8.4	13.9	1.7
A007J: Living close to parents and relatives																
1. Not important	15.8	18.7	12.0	15.1	19.5	15.2	16.7	17.7	11.3	14.9	16.3	13.2	14.3	19.6	24.4	34.2
2. Somewhat important	39.4	39.4	38.5	40.8	41.7	37.3	43.9	38.5	37.1	39.6	37.4	41.3	37.1	39.8	37.6	38.8
3. Quite important	30.6	28.9	34.2	31.0	25.8	34.1	26.9	29.2	35.0	31.8	30.0	31.5	33.6	28.7	26.5	15.4
4. Extremely important	14.2	13.0	15.4	13.1	13.0	13.5	12.4	14.5	16.6	13.7	16.3	14.1	15.0	11.9	11.4	11.6
<i>Item 1500 Subject M03, Q07</i>	<i>N</i> 2317	<i>1054</i>	<i>1110</i>	<i>1545</i>	<i>279</i>	<i>425</i>	<i>602</i>	<i>847</i>	<i>443</i>	<i>1672</i>	<i>426</i>	<i>1048</i>	<i>624</i>	<i>194</i>	<i>324</i>	<i>39</i>
A007K: Getting away from this area of the country																
1. Not important	48.4	45.0	52.7	51.5	42.3	41.4	48.9	49.7	52.0	49.2	47.4	53.1	48.3	38.8	42.5	44.0
2. Somewhat important	22.7	22.9	21.8	22.1	22.7	25.4	20.5	21.9	24.6	22.3	23.0	22.6	21.0	28.6	22.3	3.0
3. Quite important	12.9	15.7	10.5	11.7	14.2	16.2	14.4	12.0	9.6	13.2	12.9	10.8	14.2	13.7	15.6	30.2
4. Extremely important	15.9	16.4	15.0	14.7	20.9	17.0	16.2	16.4	13.7	15.3	16.8	13.5	16.5	19.0	19.6	22.8
<i>Item 1510 Subject Q07</i>	<i>N</i> 2326	<i>1054</i>	<i>1118</i>	<i>1549</i>	<i>281</i>	<i>427</i>	<i>606</i>	<i>849</i>	<i>444</i>	<i>1678</i>	<i>428</i>	<i>1052</i>	<i>628</i>	<i>195</i>	<i>324</i>	<i>39</i>
A007L: Working to correct social and economic inequalities																
1. Not important	21.4	25.4	17.4	23.3	14.9	19.9	22.2	21.2	22.2	18.7	30.1	18.4	22.5	22.0	30.6	18.2
2. Somewhat important	44.8	43.0	47.9	46.7	41.4	48.1	45.2	43.3	43.8	45.6	45.1	43.7	47.8	50.4	40.5	30.7
3. Quite important	23.9	22.6	24.6	22.1	28.2	23.2	23.0	24.4	24.8	25.4	18.5	26.0	23.4	19.6	20.3	32.4
4. Extremely important	9.9	9.1	10.1	7.8	15.5	8.8	9.5	11.1	9.2	10.3	6.3	11.9	6.3	8.0	8.7	18.7
<i>Item 1520 Subject N02, O01, Q07</i>	<i>N</i> 2322	<i>1053</i>	<i>1117</i>	<i>1549</i>	<i>281</i>	<i>427</i>	<i>607</i>	<i>848</i>	<i>441</i>	<i>1677</i>	<i>428</i>	<i>1050</i>	<i>627</i>	<i>196</i>	<i>324</i>	<i>39</i>
A007M: Discovering new ways to experience things																
1. Not important	6.6	6.1	7.1	7.0	6.6	6.5	6.3	7.0	6.5	7.0	4.9	7.5	6.6	3.7	7.0	-
2. Somewhat important	32.6	31.1	34.7	33.2	32.1	30.9	32.0	36.2	28.1	31.9	36.2	33.8	31.6	32.6	32.6	33.4
3. Quite important	37.2	37.7	37.5	38.9	31.5	39.1	39.2	33.5	40.0	36.7	43.3	37.5	38.2	42.7	32.0	24.8
4. Extremely important	23.6	25.1	20.7	21.0	29.8	23.5	22.6	23.4	25.4	24.4	15.7	21.3	23.6	20.9	28.4	41.8
<i>Item 1530 Subject Q07</i>	<i>N</i> 2325	<i>1053</i>	<i>1119</i>	<i>1551</i>	<i>281</i>	<i>427</i>	<i>606</i>	<i>849</i>	<i>444</i>	<i>1678</i>	<i>429</i>	<i>1053</i>	<i>628</i>	<i>197</i>	<i>324</i>	<i>39</i>
A007N: Finding purpose and meaning in my life																
1. Not important	3.6	5.1	2.2	3.8	0.6	3.9	2.5	3.5	4.9	3.2	5.0	4.5	2.3	3.3	2.0	10.2
2. Somewhat important	10.4	10.4	9.8	11.2	7.3	10.0	12.0	9.4	10.6	9.3	13.6	10.1	10.5	10.9	10.5	8.6
3. Quite important	27.0	30.1	24.4	29.8	18.2	27.5	29.6	26.3	23.9	26.2	32.1	26.9	25.3	31.2	29.9	16.8
4. Extremely important	59.1	54.4	63.6	55.1	74.0	58.6	56.0	60.8	60.6	61.3	49.3	58.5	61.9	54.7	57.6	64.4
<i>Item 1540 Subject Q07</i>	<i>N</i> 2323	<i>1049</i>	<i>1119</i>	<i>1547</i>	<i>281</i>	<i>425</i>	<i>609</i>	<i>845</i>	<i>444</i>	<i>1674</i>	<i>429</i>	<i>1051</i>	<i>628</i>	<i>195</i>	<i>323</i>	<i>39</i>
A008: Generally speaking, would you say that most people can be trusted or that you can't be too careful in dealing with people?																
3. Most people can be trusted	19.0	20.8	18.4	21.8	11.0	15.5	26.0	15.9	18.6	20.2	17.9	22.3	16.8	16.3	19.2	2.5
2. Don't know, undecided	27.5	28.5	25.9	28.3	17.6	27.4	30.8	20.9	35.4	27.0	27.1	31.2	22.9	25.7	21.8	39.4
1. Can't be too careful	53.5	50.8	55.7	49.9	71.3	57.1	43.2	63.2	46.0	52.8	54.9	46.5	60.3	58.0	58.9	58.1
<i>Item 1550 Subject Q05</i>	<i>N</i> 2281	<i>1035</i>	<i>1096</i>	<i>1525</i>	<i>270</i>	<i>414</i>	<i>598</i>	<i>830</i>	<i>439</i>	<i>1653</i>	<i>417</i>	<i>1038</i>	<i>612</i>	<i>193</i>	<i>317</i>	<i>39</i>
A009: Would you say that most of the time people try to be helpful or that they are mostly just looking out for themselves?																
3. Try to be helpful	25.8	23.8	28.1	27.1	25.7	23.9	25.8	26.1	26.9	26.9	21.6	31.8	22.8	17.2	15.8	28.7
2. Don't know, undecided	32.7	33.2	32.1	32.3	29.8	34.9	36.5	29.7	31.0	32.8	34.0	32.0	34.1	37.7	30.7	17.7
1. Just looking out for themselves	41.6	43.0	39.8	40.6	44.5	41.2	37.6	44.3	42.1	40.3	44.4	36.2	43.1	45.1	53.5	53.5
<i>Item 1560 Subject Q05</i>	<i>N</i> 2321	<i>1048</i>	<i>1118</i>	<i>1545</i>	<i>280</i>	<i>425</i>	<i>607</i>	<i>845</i>	<i>443</i>	<i>1672</i>	<i>428</i>	<i>1049</i>	<i>627</i>	<i>197</i>	<i>323</i>	<i>39</i>
A010: Do you think most people would try to take advantage of you if they got a chance or would they try to be fair?																
3. Would try to be fair	19.5	19.9	19.9	21.8	11.1	19.1	20.9	17.2	22.2	20.3	18.3	22.7	17.2	16.1	16.1	20.8
2. Don't know, undecided	35.8	35.7	35.8	38.9	24.2	40.2	41.5	31.0	33.0	37.6	29.8	36.0	38.3	38.1	29.7	22.0
1. Would try to take advantage of you	44.7	44.4	44.4	39.3	64.7	40.8	37.6	51.8	44.7	42.1	51.9	41.3	44.5	45.8	54.2	57.2
<i>Item 1570 Subject Q05</i>	<i>N</i> 2315	<i>1045</i>	<i>1115</i>	<i>1541</i>	<i>279</i>	<i>425</i>	<i>605</i>	<i>843</i>	<i>442</i>	<i>1668</i>	<i>427</i>	<i>1047</i>	<i>625</i>	<i>197</i>	<i>321</i>	<i>39</i>

MONITORING THE FUTURE

QUESTIONNAIRE FORM 1 1999	TOTAL	SEX		RACE		REGION				COLLEGE PLANS?		ILLICIT DRUG USE: LIFETIME				
		M	F	White	Black	NE	NC	S	W	Yes	No	None	Mari- juana Only	Few Pills	More Pills	Any Her- oin
<i>N (Weighted No. of Cases):</i>	2339	1056	1120	1553	282	427	612	853	447	1680	431	1054	630	197	324	39
<i>% of Weighted Total:</i>	100.0	45.2	47.9	66.4	12.1	18.2	26.2	36.5	19.1	71.8	18.4	45.0	26.9	8.4	13.9	1.7
A011: These next questions ask your opinions about a number of different topics. How much do you agree or disagree with each statement below?																
A011A: I feel that you can't be a good citizen unless you always obey the law																
1. Disagree	21.8	24.6	18.4	19.9	26.3	22.3	21.8	22.0	20.9	19.9	24.8	14.4	22.7	32.6	34.1	39.2
2. Mostly disagree	20.1	20.6	19.7	21.4	14.8	23.8	20.4	17.6	21.0	21.6	16.7	19.9	20.1	21.5	20.9	11.7
3. Neither	22.5	21.1	24.0	22.7	19.6	22.4	24.1	21.5	22.4	22.2	23.4	21.4	22.1	28.0	21.4	28.7
4. Mostly agree	28.6	26.2	31.2	30.4	25.1	27.0	28.6	29.3	28.6	29.3	28.5	35.2	29.2	14.5	18.2	20.4
5. Agree	7.0	7.5	6.6	5.6	14.2	4.6	5.1	9.6	7.1	7.0	6.6	9.0	5.8	3.5	5.4	-
<i>Item 1580 Subject H03</i>	<i>N</i> 2319	1050	1117	1546	280	424	606	849	441	1676	428	1048	628	197	324	39
A011B: I feel good citizens should go along with whatever the government does even if they disagree with it																
1. Disagree	44.9	43.3	45.9	44.4	47.8	46.4	43.6	45.0	45.0	45.3	42.3	40.0	46.7	49.0	54.1	51.9
2. Mostly disagree	25.8	25.7	26.5	27.0	21.2	28.2	25.4	24.8	25.9	27.5	20.5	27.6	23.3	31.0	23.2	22.4
3. Neither	18.7	17.8	19.4	17.7	19.3	18.4	21.4	17.1	18.2	17.8	20.8	19.3	19.8	16.3	14.8	23.3
4. Mostly agree	8.8	11.3	6.7	9.5	7.1	6.1	8.6	10.2	9.2	8.3	11.6	11.4	7.9	2.4	7.1	2.4
5. Agree	1.8	1.9	1.5	1.4	4.5	0.9	1.0	3.0	1.7	1.0	4.9	1.7	2.3	1.2	0.8	-
<i>Item 1590 Subject H03</i>	<i>N</i> 2317	1050	1117	1545	281	425	604	847	441	1674	428	1049	628	197	323	39
A011C: I feel good citizens try to change the government policies they disagree with																
1. Disagree	4.7	5.0	4.0	4.4	7.0	4.5	6.0	4.7	3.0	4.2	5.2	3.6	5.2	5.7	6.4	4.3
2. Mostly disagree	7.3	6.6	7.4	7.8	4.3	7.9	9.6	6.8	4.6	7.0	6.6	6.4	7.9	12.1	5.6	9.3
3. Neither	28.2	26.4	30.1	26.5	31.8	28.9	28.0	28.4	27.4	26.7	33.9	26.6	30.5	28.2	28.7	32.9
4. Mostly agree	33.0	34.4	33.4	34.1	26.7	33.2	30.7	32.0	38.0	35.7	26.6	36.2	30.2	27.1	33.9	15.3
5. Agree	26.8	27.6	25.1	27.1	30.2	25.6	25.7	28.1	26.9	26.4	27.7	27.2	26.3	27.0	25.4	38.3
<i>Item 1600 Subject H03</i>	<i>N</i> 2302	1043	1111	1535	279	423	599	840	440	1666	423	1045	624	195	318	39
A011D: The way people vote has a major impact on how things are run in this country																
1. Disagree	7.7	8.5	6.3	7.8	3.4	8.2	7.1	8.0	7.4	6.9	9.6	6.2	7.0	10.4	12.0	16.8
2. Mostly disagree	11.9	12.7	10.5	12.7	5.6	11.4	13.8	10.5	12.5	11.9	11.0	11.6	11.9	11.8	11.3	10.4
3. Neither	16.8	19.3	14.8	16.9	15.0	23.3	18.8	12.1	17.0	16.9	16.1	16.1	16.4	18.4	17.6	19.0
4. Mostly agree	33.0	29.6	37.2	33.9	30.8	28.6	36.5	33.2	32.1	33.6	33.0	36.0	33.3	27.0	31.5	17.1
5. Agree	30.6	29.8	31.3	28.7	45.2	28.4	23.8	36.2	30.9	30.7	30.2	30.1	31.4	32.4	27.6	36.8
<i>Item 1610 Subject H05, I02</i>	<i>N</i> 2315	1049	1116	1545	279	423	604	847	441	1675	427	1049	627	197	324	39
A011E: People who get together in citizen action groups to influence government policies can have a real effect																
1. Disagree	4.4	5.5	2.3	4.2	4.0	3.9	3.6	5.4	3.9	3.6	5.9	3.3	4.1	5.1	8.1	6.1
2. Mostly disagree	9.4	11.4	7.1	10.8	4.8	9.7	9.0	10.1	8.1	8.9	9.5	7.6	10.4	10.9	9.9	20.9
3. Neither	31.8	34.0	30.5	33.2	24.4	35.6	31.2	28.2	36.0	31.1	36.0	32.5	29.2	39.8	31.4	29.9
4. Mostly agree	35.9	31.2	40.8	35.8	34.5	34.0	40.1	35.5	33.0	37.5	31.9	37.2	38.7	28.4	33.0	17.3
5. Agree	18.5	17.8	19.3	16.0	32.4	16.8	16.2	20.8	19.0	18.9	16.8	19.4	17.6	15.8	17.7	25.7
<i>Item 1620 Subject H03, I02</i>	<i>N</i> 2308	1045	1114	1540	278	424	602	844	438	1668	426	1048	625	195	322	39
A011F: Despite its many faults, our system of doing things is still the best in the world																
1. Disagree	7.2	6.1	7.7	5.3	11.5	6.8	5.6	7.9	8.4	5.9	8.0	5.0	7.5	6.5	10.8	22.9
2. Mostly disagree	9.2	8.9	8.9	8.4	11.1	8.1	8.8	10.4	8.2	8.7	10.9	8.8	8.8	13.3	8.0	13.4
3. Neither	26.9	24.8	29.2	24.7	31.1	25.6	27.6	25.9	29.3	26.3	30.3	27.2	27.5	25.4	22.9	34.7
4. Mostly agree	31.8	31.2	32.8	33.8	21.8	34.7	32.4	29.6	32.5	32.7	29.7	34.4	32.7	26.4	29.6	22.3
5. Agree	24.9	29.0	21.5	27.8	24.5	24.8	25.5	26.2	21.5	26.4	21.0	24.6	23.5	28.4	28.7	6.8
<i>Item 1630 Subject H04</i>	<i>N</i> 2309	1048	1113	1544	277	424	603	845	437	1669	427	1045	627	197	323	39

QUESTIONNAIRE FORM 1 1999	TOTAL	SEX		RACE		REGION				COLLEGE PLANS?		ILLICIT DRUG USE: LIFETIME				
		M	F	White	Black	NE	NC	S	W	Yes	No	None	Mari- juana Only	Few Pills	More Pills	Any Her- oin
<i>N (Weighted No. of Cases):</i>	2339	1056	1120	1553	282	427	612	853	447	1680	431	1054	630	197	324	39
<i>% of Weighted Total:</i>	100.0	45.2	47.9	66.4	12.1	18.2	26.2	36.5	19.1	71.8	18.4	45.0	26.9	8.4	13.9	1.7
A011G: America needs growth to survive, and that is going to require some increase in pollution																
1. Disagree	32.9	32.0	33.6	33.4	30.0	35.2	32.0	32.2	33.1	33.2	31.4	33.1	32.3	35.8	33.9	37.6
2. Mostly disagree	21.6	20.9	22.5	22.6	17.9	24.5	21.5	21.3	19.7	23.0	16.6	22.5	19.8	13.3	26.3	24.1
3. Neither	26.6	25.4	28.0	25.5	29.1	24.5	28.6	26.4	26.1	26.0	29.7	27.7	27.3	32.3	20.3	25.4
4. Mostly agree	13.2	14.6	11.8	13.4	14.4	11.7	13.1	13.8	13.5	12.6	15.4	11.4	13.7	13.9	14.5	5.3
5. Agree	5.7	7.1	4.1	5.1	8.7	4.0	4.7	6.3	7.7	5.2	6.8	5.3	6.9	4.7	4.9	7.6
<i>Item 1640 Subject F04</i>	<i>N</i> 2309	1047	1115	1543	277	422	604	844	440	1670	426	1050	624	195	321	39
A011H: If we just leave things to God, they will turn out for the best																
1. Disagree	17.0	20.8	13.3	18.6	5.1	23.2	19.4	10.5	20.4	16.8	17.0	13.1	17.8	21.2	25.8	25.2
2. Mostly disagree	10.1	10.7	9.1	10.6	4.8	16.1	9.9	6.1	12.5	10.3	8.5	8.5	9.8	11.1	12.5	8.3
3. Neither	23.3	22.4	25.0	25.1	9.1	28.3	26.2	17.2	26.1	23.6	23.4	24.1	23.1	26.8	21.9	23.4
4. Mostly agree	18.3	16.4	19.7	18.0	20.1	16.0	20.6	19.6	15.1	18.2	17.2	20.0	18.6	17.3	15.4	9.0
5. Agree	31.2	29.8	32.9	27.6	60.9	16.4	24.0	46.5	25.9	31.1	33.8	34.4	30.6	23.5	24.5	34.1
<i>Item 1650 Subject I02</i>	<i>N</i> 2304	1042	1114	1537	278	421	602	843	438	1668	424	1047	622	195	322	39
A011I: Going to school has been an enjoyable experience for me																
1. Disagree	8.3	9.2	6.1	7.1	8.5	9.7	7.1	8.2	8.9	6.3	13.5	5.3	9.5	10.8	13.3	20.9
2. Mostly disagree	9.6	11.3	8.2	9.3	10.1	10.1	9.6	9.3	9.5	8.7	12.0	7.8	9.4	11.0	12.5	9.4
3. Neither	17.0	18.3	15.3	16.9	15.1	16.9	16.7	16.9	17.8	16.0	19.7	16.1	17.3	14.3	19.6	22.4
4. Mostly agree	40.8	38.2	44.9	43.8	34.1	40.7	43.5	40.7	37.3	42.8	38.2	45.3	37.8	44.0	33.7	29.6
5. Agree	24.3	23.1	25.4	22.9	32.1	22.6	23.2	24.9	26.5	26.3	16.5	25.6	26.0	19.9	20.9	17.7
<i>Item 1660 Subject B01</i>	<i>N</i> 2309	1049	1111	1541	279	422	605	845	438	1672	427	1045	627	195	323	39
A011J: Doing well in school is important for getting a good job																
1. Disagree	2.7	3.6	1.0	1.9	3.5	2.0	1.8	3.0	4.3	1.3	5.1	1.8	2.5	4.8	3.9	1.8
2. Mostly disagree	4.3	5.5	2.5	4.4	1.7	5.8	5.9	3.6	2.1	2.8	8.1	3.2	3.4	5.4	8.3	3.8
3. Neither	7.7	10.4	5.2	8.5	5.0	6.5	10.1	6.6	7.8	6.6	12.9	6.2	8.5	5.8	11.9	11.3
4. Mostly agree	26.2	28.2	24.6	27.7	21.3	25.8	29.2	24.3	26.0	25.7	29.9	26.6	28.1	23.4	22.3	20.4
5. Agree	59.1	52.3	66.7	57.5	68.5	59.9	53.1	62.5	59.8	63.5	44.0	62.3	57.5	60.6	53.6	62.7
<i>Item 1670 Subject B01</i>	<i>N</i> 2315	1048	1117	1546	277	423	605	845	441	1674	425	1051	626	195	323	39
A012: The next questions ask for your opinions on the effects of using certain drugs and other substances. How much do you think people risk harming themselves (physically or in other ways), if they . . .																
A012A: Smoke one or more packs of cigarettes per day																
1. No risk	2.8	3.5	1.6	2.1	5.2	1.7	2.0	3.8	2.8	1.7	5.4	2.0	3.0	3.0	4.3	-
2. Slight risk	6.1	6.8	4.2	5.8	6.7	5.4	7.1	7.3	3.3	4.2	10.6	4.1	5.9	6.5	12.5	11.7
3. Moderate risk	22.1	23.1	21.6	23.1	15.0	19.3	24.2	24.2	18.2	21.7	26.1	19.4	22.0	26.6	27.1	36.2
4. Great risk	65.6	61.8	71.1	66.9	66.0	70.0	65.0	60.7	71.7	69.3	54.9	70.4	66.3	63.3	54.5	52.1
5. Can't say, drug unfamiliar	3.3	4.8	1.5	2.1	7.1	3.7	1.6	4.1	3.9	3.2	3.0	4.1	2.9	0.7	1.6	-
<i>Item 12360 Subject A14a</i>	<i>N</i> 2321	1052	1116	1547	280	424	607	846	444	1676	427	1052	628	197	322	39
A012B: Try marijuana once or twice																
1. No risk	35.4	40.9	28.8	37.2	26.5	40.5	36.3	31.4	37.2	33.8	35.7	14.1	52.4	48.0	62.7	54.0
2. Slight risk	35.7	32.1	40.4	35.5	36.8	34.8	34.5	35.4	38.7	38.1	31.7	40.4	34.3	32.7	27.0	27.2
3. Moderate risk	11.7	8.9	14.8	11.4	13.0	12.4	13.2	12.8	6.7	12.6	10.0	18.1	5.5	8.5	5.8	-
4. Great risk	12.3	11.3	13.1	11.9	15.0	7.2	11.4	14.6	14.0	11.3	14.9	19.3	6.2	10.1	2.8	14.0
5. Can't say, drug unfamiliar	4.9	6.9	2.8	4.1	8.7	5.1	4.6	5.8	3.4	4.1	7.7	8.1	1.6	0.7	1.7	4.8
<i>Item 12370 Subject A14a</i>	<i>N</i> 2324	1054	1117	1550	280	426	607	847	444	1677	429	1053	628	197	324	39
A012C: Smoke marijuana occasionally																
1. No risk	14.1	16.7	9.8	13.8	12.8	15.4	13.6	14.3	13.5	12.4	15.0	3.2	16.2	22.3	37.0	37.6
2. Slight risk	26.7	27.7	25.9	28.5	22.6	31.7	27.3	22.5	28.9	26.8	25.1	14.5	39.4	41.2	34.0	23.1
3. Moderate risk	32.8	28.9	38.2	32.8	28.3	28.8	34.4	32.1	35.8	35.1	30.1	41.5	29.5	20.4	20.9	20.0
4. Great risk	21.5	19.5	23.5	20.4	27.4	18.2	20.4	25.3	18.5	21.3	22.5	33.0	12.7	15.5	6.4	14.4
5. Can't say, drug unfamiliar	4.9	7.2	2.6	4.5	8.9	5.9	4.3	5.8	3.3	4.3	7.3	7.9	2.2	0.7	1.7	5.0
<i>Item 12380 Subject A14a</i>	<i>N</i> 2319	1053	1115	1548	278	426	606	846	442	1673	428	1050	628	197	324	38

MONITORING THE FUTURE

QUESTIONNAIRE FORM 1 1999	TOTAL	SEX		RACE		REGION				COLLEGE PLANS?		ILLICIT DRUG USE: LIFETIME				
		M	F	White	Black	NE	NC	S	W	Yes	No	None	Mari- juana Only	Few Pills	More Pills	Any Her- oin
<i>N (Weighted No. of Cases):</i>	2339	1056	1120	1553	282	427	612	853	447	1680	431	1054	630	197	324	39
<i>% of Weighted Total:</i>	100.0	45.2	47.9	66.4	12.1	18.2	26.2	36.5	19.1	71.8	18.4	45.0	26.9	8.4	13.9	1.7
A012D: Smoke marijuana regularly																
1. No risk	6.0	7.4	3.3	4.8	8.2	3.9	5.0	7.9	5.6	4.2	8.2	1.4	6.1	9.2	15.2	24.0
2. Slight risk	10.7	13.7	7.7	10.6	11.7	12.1	9.0	10.6	11.9	10.5	10.1	3.3	15.4	13.2	24.6	14.6
3. Moderate risk	21.4	22.3	20.1	23.4	12.0	24.7	23.2	17.0	24.0	21.5	19.9	12.8	27.5	34.5	30.0	20.6
4. Great risk	56.9	49.4	66.3	56.6	59.4	53.7	58.4	58.2	55.7	59.5	53.7	74.9	48.3	42.4	27.7	39.0
5. Can't say, drug unfamiliar	5.0	7.1	2.6	4.6	8.7	5.5	4.3	6.3	2.9	4.2	8.0	7.6	2.7	0.7	2.5	1.8
<i>Item 12390 Subject A14a</i>	<i>N</i> 2312	1048	1112	1545	278	425	603	843	441	1669	426	1047	626	197	324	39
A012E: Try cocaine in powder form once or twice																
1. No risk	5.9	6.8	3.2	4.7	7.9	4.6	7.1	6.0	5.4	4.4	7.5	2.0	6.7	7.7	10.8	36.3
2. Slight risk	18.4	17.0	20.7	20.1	7.5	20.4	18.9	15.0	22.3	18.2	20.8	16.3	15.3	21.8	31.7	18.5
3. Moderate risk	22.0	19.9	23.5	24.7	13.7	23.6	21.8	22.2	20.4	23.4	16.2	22.9	18.1	27.0	26.0	12.3
4. Great risk	44.8	45.0	45.7	42.4	57.9	41.6	43.8	47.7	43.8	46.1	41.7	48.6	50.7	36.1	28.1	28.0
5. Can't say, drug unfamiliar	8.9	11.3	6.9	8.1	13.0	9.8	8.4	9.1	8.2	7.8	13.8	10.1	9.2	7.3	3.4	4.8
<i>Item 12501 Subject A14a</i>	<i>N</i> 2320	1052	1115	1546	280	424	606	846	444	1674	428	1052	625	197	324	39
A012F: Take cocaine powder occasionally																
1. No risk	3.1	3.4	1.6	1.8	7.4	2.4	2.7	4.0	2.5	1.8	5.5	1.4	3.3	5.7	3.6	13.5
2. Slight risk	3.9	4.6	2.8	3.9	1.8	2.8	5.4	3.7	3.4	3.3	5.4	2.0	3.0	5.0	9.4	20.5
3. Moderate risk	21.7	18.7	25.0	24.2	10.1	23.3	21.9	19.6	24.1	22.5	18.8	20.8	18.3	21.0	33.8	25.1
4. Great risk	62.4	62.1	63.6	61.6	68.6	61.5	62.2	63.8	60.9	64.6	56.7	65.8	66.3	59.3	50.1	36.0
5. Can't say, drug unfamiliar	8.9	11.3	6.9	8.4	12.0	10.1	7.8	8.9	9.1	7.8	13.6	10.0	9.0	9.0	3.1	4.8
<i>Item 12502 Subject A14a</i>	<i>N</i> 2317	1054	1115	1547	280	426	607	844	440	1675	429	1051	628	197	324	39
A012G: Take cocaine powder regularly																
1. No risk	2.9	3.2	1.7	1.6	7.5	2.3	2.2	3.9	2.7	1.6	5.2	1.6	3.3	4.1	2.7	18.8
2. Slight risk	0.6	0.6	0.5	0.4	0.8	0.1	0.3	1.2	0.4	0.5	0.4	0.3	0.5	1.1	1.3	3.0
3. Moderate risk	2.8	3.6	1.1	2.7	0.8	3.1	3.3	2.7	1.9	2.2	3.9	1.3	1.7	2.8	8.7	6.1
4. Great risk	85.1	81.2	90.4	87.3	79.1	85.0	87.0	83.3	85.7	88.2	76.8	87.5	85.3	82.9	84.0	67.3
5. Can't say, drug unfamiliar	8.6	11.4	6.3	8.0	11.8	9.6	7.1	8.9	9.3	7.6	13.7	9.3	9.3	9.0	3.3	4.8
<i>Item 12503 Subject A14a</i>	<i>N</i> 2317	1052	1116	1548	280	426	605	846	441	1675	429	1050	628	197	324	39
A012H: Try "crack" cocaine once or twice																
1. No risk	4.5	5.2	2.7	3.4	8.2	4.2	5.3	4.0	4.5	3.0	7.2	1.8	5.8	6.7	7.6	8.7
2. Slight risk	13.5	11.6	15.3	13.7	6.3	18.1	13.2	10.9	14.4	13.0	15.2	12.8	10.5	17.6	19.8	14.0
3. Moderate risk	21.2	18.2	24.2	23.2	13.8	20.2	21.9	20.4	22.5	22.9	16.3	21.5	19.0	23.6	22.9	19.4
4. Great risk	50.9	53.6	48.8	49.7	59.1	47.3	50.0	55.1	47.4	52.0	46.3	52.6	54.4	43.6	45.9	42.8
5. Can't say, drug unfamiliar	10.0	11.5	8.9	9.9	12.6	10.3	9.5	9.7	11.1	9.0	15.0	11.3	10.3	8.6	3.7	15.2
<i>Item 12504 Subject A14a</i>	<i>N</i> 2319	1053	1118	1550	280	426	607	846	440	1677	429	1053	628	197	324	39
A012I: Take "crack" cocaine occasionally																
1. No risk	2.7	2.8	1.6	1.3	5.8	2.4	2.1	3.0	3.0	1.3	4.8	1.2	3.0	3.7	3.7	12.7
2. Slight risk	1.9	2.8	1.1	2.0	0.8	2.4	2.1	1.5	2.0	1.6	2.7	1.1	1.5	1.4	5.8	0.9
3. Moderate risk	16.9	11.1	22.6	17.5	10.7	17.4	18.0	15.7	17.1	17.2	15.4	17.2	13.8	24.8	17.1	25.5
4. Great risk	68.6	71.7	65.9	69.5	70.5	66.6	68.7	70.3	66.9	71.0	62.1	69.3	71.6	61.5	69.3	45.6
5. Can't say, drug unfamiliar	10.0	11.6	8.7	9.8	12.2	11.2	9.1	9.5	11.1	9.0	14.9	11.2	10.2	8.6	4.0	15.2
<i>Item 12505 Subject A14a</i>	<i>N</i> 2320	1054	1118	1550	281	426	607	846	441	1677	429	1054	628	197	324	39
A012J: Take "crack" cocaine regularly																
1. No risk	2.5	2.7	1.5	1.2	6.1	2.1	2.0	3.1	2.4	1.1	4.7	1.3	3.0	3.7	2.7	9.7
2. Slight risk	0.6	0.4	0.5	0.5	0.2	0.7	0.2	0.8	0.7	0.3	0.7	0.4	0.2	1.1	1.2	3.0
3. Moderate risk	1.5	1.8	0.8	1.2	0.7	1.5	2.3	0.9	1.2	1.4	0.9	1.0	0.7	0.8	4.0	4.8
4. Great risk	85.6	83.1	89.3	87.5	81.3	84.9	87.1	85.5	84.7	88.6	78.3	87.1	85.8	85.0	86.7	67.3
5. Can't say, drug unfamiliar	9.8	12.0	7.8	9.6	11.6	10.8	8.5	9.7	11.0	8.5	15.4	10.3	10.2	9.4	5.4	15.2
<i>Item 12506 Subject A14a</i>	<i>N</i> 2317	1054	1115	1550	279	426	607	844	440	1675	428	1051	628	197	324	39
A012K: Try one or two drinks of an alcoholic beverage (beer, wine, liquor)																
1. No risk	49.4	52.9	45.8	53.3	26.7	51.6	55.1	43.4	51.0	49.4	47.6	36.9	57.1	56.5	68.8	67.7
2. Slight risk	32.4	28.7	37.0	31.2	42.1	36.1	31.1	32.5	30.4	33.9	30.8	38.4	30.4	31.9	22.1	7.1
3. Moderate risk	8.9	8.3	9.3	7.4	15.9	8.2	7.0	11.2	7.6	8.7	10.1	12.3	6.8	5.0	5.0	4.8
4. Great risk	7.5	7.7	6.9	6.5	11.7	3.2	6.4	9.6	8.9	6.2	9.5	10.0	4.7	6.6	2.6	18.6
5. Can't say, drug unfamiliar	1.9	2.4	1.0	1.6	3.7	0.9	0.5	3.3	2.1	1.8	2.0	2.5	1.0	-	1.5	1.8
<i>Item 12510 Subject A14a</i>	<i>N</i> 2313	1053	1113	1547	279	425	605	843	441	1673	427	1050	628	196	324	38

QUESTIONNAIRE FORM 1 1999	TOTAL	SEX		RACE		REGION				COLLEGE PLANS?		ILLICIT DRUG USE: LIFETIME				
		M	F	White	Black	NE	NC	S	W	Yes	No	None	Mari- juana Only	Few Pills	More Pills	Any Her- oin
<i>N (Weighted No. of Cases):</i>	2339	1056	1120	1553	282	427	612	853	447	1680	431	1054	630	197	324	39
<i>% of Weighted Total:</i>	100.0	45.2	47.9	66.4	12.1	18.2	26.2	36.5	19.1	71.8	18.4	45.0	26.9	8.4	13.9	1.7
A012L: Take one or two drinks nearly every day																
1. No risk	12.1	17.8	6.2	12.4	8.6	11.8	15.7	10.7	10.0	10.6	15.9	6.7	15.5	12.7	20.1	23.8
2. Slight risk	27.9	30.8	25.2	30.5	19.5	28.6	29.2	25.6	29.6	27.5	28.9	24.0	29.7	32.4	38.1	21.5
3. Moderate risk	37.6	32.0	43.2	38.1	36.6	41.6	35.9	36.8	37.7	39.0	35.3	39.3	38.6	37.0	31.2	32.9
4. Great risk	20.4	16.9	24.2	17.4	31.2	16.8	18.6	23.2	20.8	21.1	17.6	27.2	15.3	17.9	8.9	20.0
5. Can't say, drug unfamiliar	2.1	2.5	1.1	1.7	4.1	1.1	0.6	3.7	1.9	1.8	2.2	2.7	0.9	-	1.6	1.8
<i>Item 12520 Subject A14a</i>	<i>N</i> 2320	1054	1117	1550	281	426	607	846	440	1677	429	1054	628	197	324	39
A012M: Take four or five drinks nearly every day																
1. No risk	4.6	5.9	2.3	3.5	6.7	3.7	5.7	5.0	3.4	2.8	7.1	2.0	6.1	6.4	6.3	22.4
2. Slight risk	8.6	11.6	5.9	9.1	5.2	5.6	11.4	7.9	8.8	8.1	10.8	5.7	10.1	6.7	17.2	12.6
3. Moderate risk	23.6	26.0	21.2	25.6	15.5	26.7	23.4	22.2	23.4	22.2	28.3	19.7	24.6	33.1	31.0	21.2
4. Great risk	60.6	53.0	69.3	59.8	67.8	62.8	58.5	60.6	61.5	64.7	49.7	69.5	57.8	53.1	43.4	41.9
5. Can't say, drug unfamiliar	2.6	3.5	1.2	2.0	4.8	1.1	1.0	4.4	2.9	2.1	4.1	3.1	1.5	0.7	2.1	1.8
<i>Item 12530 Subject A14a</i>	<i>N</i> 2320	1054	1118	1550	281	426	607	846	441	1677	429	1054	628	197	324	39
A012N: Have five or more drinks once or twice each weekend																
1. No risk	8.7	12.1	4.3	9.2	7.6	9.9	11.0	8.5	4.9	7.0	10.1	3.7	9.8	9.7	18.9	25.4
2. Slight risk	15.3	18.5	12.6	17.0	6.1	17.9	15.0	13.6	16.3	15.0	16.6	9.5	18.7	22.5	25.7	9.6
3. Moderate risk	29.0	26.9	31.6	29.8	23.5	34.6	28.7	27.6	26.9	29.5	28.8	27.0	34.9	26.6	25.8	28.3
4. Great risk	44.4	39.2	50.1	42.0	57.3	36.6	44.6	45.6	49.4	46.4	40.1	56.4	35.3	40.8	27.7	34.9
5. Can't say, drug unfamiliar	2.6	3.4	1.4	2.0	5.4	1.1	0.8	4.7	2.5	2.0	4.4	3.3	1.3	0.4	1.8	1.8
<i>Item 12540 Subject A14a</i>	<i>N</i> 2316	1052	1116	1547	281	425	607	845	439	1675	428	1053	627	197	323	39
A012O: Try heroin once or twice without using a needle																
1. No risk	3.2	3.9	1.6	2.3	6.4	3.0	2.9	3.8	2.7	1.8	6.2	1.5	3.5	3.7	4.9	13.4
2. Slight risk	7.0	6.8	6.8	7.0	2.3	9.2	6.4	5.5	8.7	6.7	6.0	5.6	6.2	5.2	12.0	30.4
3. Moderate risk	17.9	16.8	19.5	19.0	11.2	17.3	19.3	16.2	19.7	18.6	15.9	17.2	14.6	22.1	24.8	13.4
4. Great risk	58.5	56.3	60.7	58.1	63.6	56.6	59.5	60.7	54.9	60.0	54.2	60.4	61.8	58.5	50.2	41.0
5. Can't say, drug unfamiliar	13.4	16.3	11.4	13.6	16.5	13.8	12.0	13.9	14.0	12.9	17.6	15.3	13.9	10.5	8.2	1.8
<i>Item 29600 Subject A14a</i>	<i>N</i> 2318	1053	1118	1548	281	426	607	846	440	1677	428	1052	628	197	324	39
A012P: Take heroin occasionally without using a needle																
1. No risk	2.7	2.7	1.6	1.4	5.8	2.4	1.9	3.2	3.0	1.2	4.8	1.2	3.0	3.3	2.7	20.9
2. Slight risk	1.0	1.2	0.6	0.6	0.6	1.3	0.5	1.2	1.2	0.7	1.0	0.5	0.8	2.1	1.9	9.5
3. Moderate risk	9.3	8.7	10.1	10.1	5.1	9.7	11.6	8.1	8.1	8.8	10.8	8.5	7.7	7.6	15.1	20.8
4. Great risk	73.6	71.0	76.4	74.3	71.9	72.7	74.0	73.7	73.5	76.4	65.6	74.7	74.7	76.5	71.9	47.0
5. Can't say, drug unfamiliar	13.4	16.3	11.3	13.6	16.5	13.8	12.0	13.7	14.3	12.8	17.7	15.2	13.9	10.5	8.4	1.8
<i>Item 29610 Subject A14a</i>	<i>N</i> 2319	1054	1118	1550	281	426	607	846	441	1677	429	1054	628	197	324	39
A013: How difficult do you think it would be for you to get each of the following types of drugs, if you wanted some?																
A013A: Marijuana																
1. Probably impossible	3.3	3.3	3.4	2.1	6.0	3.8	1.8	3.3	4.9	3.0	4.2	5.4	0.7	0.6	0.9	-
2. Very difficult	1.8	1.7	2.0	2.0	1.3	1.9	1.6	1.5	2.2	1.6	2.3	3.3	0.6	0.3	0.8	-
3. Fairly difficult	3.8	3.1	4.3	3.7	2.5	4.2	4.7	3.2	3.3	4.2	2.8	6.5	1.3	2.2	1.1	-
4. Fairly easy	20.2	20.1	20.6	23.3	12.9	17.6	23.4	21.4	15.9	21.6	19.0	28.5	15.9	15.4	6.5	12.8
5. Very easy	71.0	71.8	69.7	68.9	77.3	72.6	68.5	70.5	73.8	69.6	71.8	56.3	81.6	81.5	90.7	87.2
<i>Item 6750 Subject A03a</i>	<i>N</i> 2300	1042	1112	1536	279	421	600	841	438	1664	425	1039	627	195	322	39
A013B: "Crack" cocaine																
1. Probably impossible	7.6	7.9	7.5	6.0	13.1	6.2	7.7	7.9	8.5	7.6	7.5	9.8	6.3	4.4	3.2	-
2. Very difficult	12.4	15.8	9.0	13.8	4.4	12.8	14.2	10.6	12.9	12.4	11.0	14.9	12.4	4.5	10.1	2.6
3. Fairly difficult	27.5	26.7	28.1	30.7	14.7	32.4	30.5	22.2	28.9	28.4	26.0	28.3	29.6	29.0	20.2	13.5
4. Fairly easy	32.9	31.4	36.3	36.8	25.6	34.6	32.6	33.5	30.4	34.1	31.9	33.1	32.5	39.6	34.0	27.3
5. Very easy	19.6	18.3	19.1	12.7	42.3	14.0	15.0	25.9	19.2	17.5	23.6	13.8	19.1	22.4	32.6	56.7
<i>Item 6811 Subject A03a</i>	<i>N</i> 2290	1037	1107	1528	277	421	596	835	438	1659	421	1030	625	195	322	39

MONITORING THE FUTURE

QUESTIONNAIRE FORM 1 1999	TOTAL	SEX		RACE		REGION				COLLEGE PLANS?		ILLICIT DRUG USE: LIFETIME				
		M	F	White	Black	NE	NC	S	W	Yes	No	None	Mari- juana Only	Few Pills	More Pills	Any Her- oin
<i>N (Weighted No. of Cases):</i> <i>% of Weighted Total:</i>	2339 100.0	1056 45.2	1120 47.9	1553 66.4	282 12.1	427 18.2	612 26.2	853 36.5	447 19.1	1680 71.8	431 18.4	1054 45.0	630 26.9	197 8.4	324 13.9	39 1.7
A013C: Cocaine powder																
1. Probably impossible	8.0	9.0	7.5	6.5	13.7	6.1	7.3	8.3	10.4	7.8	9.0	10.5	6.7	4.0	2.9	-
2. Very difficult	13.6	15.6	11.8	14.5	7.9	13.3	17.4	9.9	15.7	13.7	12.9	17.6	13.9	5.5	7.0	-
3. Fairly difficult	25.8	23.8	27.8	28.6	18.2	29.5	27.6	23.6	24.2	27.1	26.0	27.8	29.5	25.5	14.6	5.6
4. Fairly easy	31.3	31.9	32.5	34.2	25.4	33.2	32.8	30.0	30.0	32.5	28.2	30.0	31.7	39.5	33.8	21.2
5. Very easy	21.2	19.7	20.4	16.2	34.9	17.8	14.9	28.2	19.7	18.9	23.8	14.1	18.2	25.4	41.7	73.2
<i>Item 6812 Subject A03a</i>	<i>N</i> 2291	1037	1108	1528	277	421	596	836	438	1659	421	1031	625	195	322	39
The following questions are about CIGARETTE SMOKING.																
B001: Have you ever smoked cigarettes?																
1. Never—GO TO Q.B006	35.1	35.4	36.2	33.6	50.0	35.6	35.5	31.6	40.7	39.2	25.4	60.2	14.2	19.5	8.1	6.7
2. Once or twice	22.1	22.5	21.7	20.1	29.8	19.5	20.2	23.3	25.1	22.9	21.9	23.1	26.6	19.6	13.6	11.4
3. Occasionally but not regularly	15.4	15.7	15.9	17.0	9.6	18.1	16.6	14.8	12.4	15.8	14.2	9.3	24.2	23.0	15.4	8.0
4. Regularly in the past	7.8	7.8	8.0	7.8	4.1	9.2	8.0	7.3	7.4	6.9	9.8	2.5	10.8	12.1	13.0	25.2
5. Regularly now	19.5	18.7	18.2	21.5	6.5	17.6	19.7	23.0	14.4	15.2	28.7	5.0	24.2	25.8	49.9	48.7
<i>Item 760 Subject A01a</i>	<i>N</i> 2290	1043	1101	1535	272	422	600	835	433	1653	426	1037	626	192	324	39
B002: How frequently have you smoked cigarettes during the past 30 days?																
1. Not at all	46.2	46.5	48.1	42.7	70.3	44.7	41.0	45.5	57.2	50.0	42.1	69.2	43.3	35.8	26.0	37.1
2. Less than one cigarette per day	16.6	16.4	18.0	18.6	11.1	16.3	21.0	15.3	13.4	18.3	15.3	14.3	22.1	19.1	11.6	3.3
3. One to five cigarettes per day	15.9	14.1	17.2	15.4	14.5	19.4	16.7	15.2	12.3	15.0	13.8	8.3	19.2	18.8	18.1	22.1
4. About one-half pack per day	11.2	12.3	9.9	13.2	1.5	11.4	12.6	10.8	9.9	10.3	13.3	3.4	8.4	16.8	23.0	15.0
5. About one pack per day	7.3	7.2	6.1	7.4	1.2	6.4	6.9	9.0	5.5	4.9	11.4	2.6	5.1	7.6	17.6	11.1
6. About one and one-half packs per day	1.8	2.4	0.6	1.8	1.5	1.2	1.1	2.9	1.3	1.2	1.6	0.9	1.3	0.4	3.7	4.2
7. Two packs or more per day	0.9	1.1	0.3	0.9	-	0.6	0.6	1.3	0.5	0.2	2.5	1.2	0.6	1.5	-	7.1
<i>Item 780 Subject A01c</i>	<i>N†</i> 1480	671	700	1015	136	270	386	569	256	1002	316	410	537	154	296	36
B003: To be more precise, during the past 30 days about how many cigarettes have you smoked per day?																
01. None	46.4	45.6	49.4	42.9	69.8	46.7	40.4	45.7	56.6	50.5	41.8	70.2	43.4	37.0	25.8	31.6
02. Less than 1 per day	11.0	12.3	10.9	12.7	3.9	7.9	14.7	9.3	12.4	12.7	8.3	9.7	13.2	14.8	8.1	8.4
03. 1 to 2	6.6	6.3	7.1	6.0	8.1	12.1	5.5	6.0	4.0	7.2	5.8	3.9	10.1	6.5	5.4	0.4
04. 3 to 7	13.2	10.8	15.2	13.6	12.2	14.0	13.9	14.7	8.3	11.4	15.0	8.1	14.7	13.6	17.0	21.7
05. 8 to 12	8.4	9.8	7.1	10.0	1.6	9.7	9.8	7.9	6.0	8.1	8.4	4.0	7.1	12.0	13.7	11.7
06. 13 to 17	3.9	3.8	3.4	4.6	0.4	3.9	5.7	2.9	3.4	3.0	6.2	1.5	2.3	9.2	6.6	4.3
07. 18 to 22	3.9	3.7	3.6	4.4	-	2.5	4.8	4.8	2.3	3.4	3.5	0.4	3.8	1.8	9.2	9.7
08. 23 to 27	1.9	2.1	0.9	2.2	0.5	1.2	1.5	2.5	1.9	0.9	4.3	-	2.0	1.7	3.6	1.8
09. 28 to 32	0.8	0.8	0.5	0.8	1.3	0.8	1.2	0.7	0.5	0.6	0.4	0.8	0.8	-	1.6	-
10. 33 to 37	0.3	0.1	-	0.1	-	0.3	-	0.6	-	*	0.2	-	-	-	0.8	3.4
11. 38 or more	3.5	4.5	1.8	2.9	2.2	1.0	2.6	4.8	4.5	2.2	6.1	1.4	2.6	3.4	8.2	7.1
<i>Item 781 Subject A01d</i>	<i>N†</i> 1483	670	703	1015	136	269	386	570	258	1005	316	411	536	156	296	36
B004A: Have you ever tried to stop smoking and found that you could not?																
1. Yes	21.0	19.0	21.1	21.2	10.3	23.1	19.5	21.8	19.4	16.0	28.5	9.5	17.6	23.7	38.1	24.0
2. No	79.0	81.0	78.9	78.8	89.7	76.9	80.5	78.2	80.6	84.0	71.5	90.5	82.4	76.3	61.9	76.0
<i>Item 1690 Subject A01i</i>	<i>N†</i> 1439	650	682	989	131	264	379	551	246	975	301	395	520	152	293	36
B004B: How many times (if any) have you tried to stop smoking?																
1. None	56.3	56.0	57.6	56.6	69.7	59.0	56.1	54.1	59.0	61.0	48.8	72.3	58.7	45.6	42.9	24.0
2. Once	20.4	21.3	20.3	20.6	17.1	15.0	20.7	21.8	22.4	21.1	19.4	16.7	21.6	26.6	18.5	39.8
3. Twice	11.4	9.9	11.7	10.9	8.4	14.5	8.8	12.7	9.1	9.2	13.1	5.9	9.9	14.6	17.7	12.9
4. 3 to 5 times	9.1	9.5	7.9	9.5	3.8	10.3	10.9	9.2	4.8	6.3	14.6	4.5	7.1	10.6	16.7	12.5
5. 6 to 9 times	1.0	1.5	0.7	0.8	-	0.6	1.3	0.5	2.1	0.9	1.5	-	1.5	2.0	0.6	3.3
6. 10 or more times	1.8	1.8	1.8	1.6	1.1	0.7	2.2	1.8	2.6	1.5	2.5	0.6	1.3	0.6	3.6	7.5
<i>Item 1691 Subject A01i</i>	<i>N†</i> 1419	646	669	980	123	256	375	542	247	963	297	390	508	151	294	35
B004C: Do you want to stop smoking now?																
1. Yes	18.9	18.3	17.6	18.5	11.1	21.2	18.7	19.4	15.6	16.8	21.6	8.0	20.0	24.1	28.6	19.0
2. No	26.5	27.6	24.5	30.2	15.6	20.0	32.3	28.6	19.8	23.4	30.3	14.6	24.9	30.0	41.0	37.8
8. Don't smoke now	54.6	54.1	57.8	51.3	73.3	58.7	49.0	52.0	64.5	59.8	48.2	77.5	55.1	45.9	30.4	43.1
<i>Item 1700 Subject A01i</i>	<i>N†</i> 1458	659	690	1002	134	265	378	565	250	987	309	402	530	153	295	35

†=excludes respondents for whom question was inappropriate. *=less than .05 percent.

QUESTIONNAIRE FORM 1 1999	TOTAL	SEX		RACE		REGION				COLLEGE PLANS?		ILLICIT DRUG USE: LIFETIME					
		M	F	White	Black	NE	NC	S	W	Yes	No	None	Mari- juana Only	Few Pills	More Pills	Any Her- oin	
<i>N (Weighted No. of Cases):</i>	2339	1056	1120	1553	282	427	612	853	447	1680	431	1054	630	197	324	39	
<i>% of Weighted Total:</i>	100.0	45.2	47.9	66.4	12.1	18.2	26.2	36.5	19.1	71.8	18.4	45.0	26.9	8.4	13.9	1.7	
B005: What brand of cigarettes do you usually smoke? (Brands are in alphabetical order. Mark only one)																	
01. Basic	0.2	0.2	-	0.1	-	-	0.3	0.3	-	-	0.5	-	-	-	0.5	3.0	
02. Benson & Hedges	0.4	0.2	0.6	0.2	0.8	-	0.6	0.3	0.6	0.5	-	-	0.1	1.4	0.6	-	
03. Black & Whites	0.1	0.3	-	-	0.2	-	-	0.4	-	0.2	-	-	0.2	0.2	0.3	-	
04. Cambridge	-	-	-	-	-	-	-	-	-	-	-	-	-	-	-	-	
05. Camel	7.8	9.2	6.6	10.0	-	4.7	13.6	5.3	7.8	8.5	6.1	3.6	6.0	8.4	14.3	12.6	
06. Capri	0.1	-	0.1	-	-	-	-	0.1	-	0.1	-	-	-	-	-	-	
07. Carlton	-	-	-	-	-	-	-	-	-	-	-	-	-	-	-	-	
08. Doral	0.3	0.4	0.1	0.4	-	-	-	0.7	-	0.4	-	-	-	-	1.2	-	
09. GPC	0.1	-	0.2	-	-	-	-	-	0.5	-	0.4	-	0.1	-	-	2.0	
10. Kent	-	-	-	-	-	-	-	-	-	-	-	-	-	-	-	-	
11. Kool	0.5	0.4	0.3	0.2	1.9	-	0.8	0.7	-	0.5	-	-	0.6	2.0	-	-	
12. Marlboro	51.2	47.7	56.9	57.5	7.9	45.0	56.2	50.2	52.5	50.1	53.1	51.7	46.9	59.5	52.7	54.0	
13. Merit	0.1	0.2	-	0.1	-	-	0.3	-	-	0.1	-	-	0.2	-	-	-	
14. Misty	-	-	-	-	-	-	-	-	-	-	-	-	-	-	-	-	
15. Monarch	-	-	-	-	-	-	-	-	-	-	-	-	-	-	-	-	
16. More	-	-	-	-	-	-	-	-	-	-	-	-	-	-	-	-	
17. Newport	16.2	14.4	15.4	7.8	60.0	22.7	6.2	23.3	7.5	13.4	22.9	7.4	23.7	14.3	15.0	16.0	
18. Pall Mall	-	-	-	-	-	-	-	-	-	-	-	-	-	-	-	-	
19. Parliament	2.3	1.5	2.8	2.7	-	8.6	1.9	0.5	-	2.8	0.9	0.9	2.5	2.2	3.2	3.7	
20. Salem	0.1	-	0.2	0.1	-	0.2	-	-	0.6	0.1	-	0.3	*	0.2	-	-	
21. Vantage	-	-	-	-	-	-	-	-	-	-	-	-	-	-	-	-	
22. Viginia Slims	0.3	*	0.7	0.3	0.2	-	0.3	0.4	0.7	0.5	0.1	0.4	0.4	0.8	0.1	-	
23. Winston	0.4	0.7	0.1	0.4	-	1.0	0.1	0.3	0.3	0.4	0.5	0.9	0.2	-	0.3	-	
24. Other	3.3	3.4	2.8	2.8	3.0	2.7	3.1	2.0	7.7	3.1	3.5	2.8	3.8	5.3	2.8	-	
25. No usual brand	16.8	21.3	13.2	17.3	25.8	15.2	16.5	15.7	21.7	19.5	12.0	31.9	15.2	5.8	9.1	8.7	
<i>Item 30065 Subject A01l</i>	<i>N†</i>	1252	574	586	860	114	237	327	485	203	855	253	322	460	135	270	35
B006: Do you think you will be smoking cigarettes five years from now?																	
1. I definitely will	1.5	1.2	1.3	1.4	1.2	0.4	2.3	1.7	1.0	0.7	3.5	0.5	1.3	2.5	3.4	4.1	
2. I probably will	11.6	10.3	11.5	12.0	3.9	10.9	11.3	13.3	9.3	9.5	15.7	2.8	14.2	17.7	28.8	29.6	
3. I probably will not	24.9	25.3	24.3	26.3	17.9	30.6	24.7	24.2	20.8	22.7	29.9	16.5	29.3	32.7	35.2	46.3	
4. I definitely will not	62.0	63.2	63.0	60.3	76.9	58.0	61.6	60.8	69.0	67.1	50.9	80.2	55.2	47.0	32.6	20.0	
<i>Item 1710 Subject A04a</i>	<i>N</i>	2310	1050	1118	1545	280	422	605	842	440	1674	424	1050	627	194	322	39
The different questionnaire forms used in this study tend to emphasize somewhat different topics. The next major section in this form deals with alcohol and various other drugs. There is a lot of talk these days about these subjects, but very little accurate information. Therefore, we still have a lot to learn about the actual experiences and attitudes of people your age.																	
We hope that you can answer all questions; but if you find one which you feel you cannot answer honestly, we would prefer that you leave it blank.																	
Remember that your answers will be strictly confidential. We never connect them with your name or your class.																	
The next questions are about ALCOHOLIC BEVERAGES, including beer, wine, wine coolers, and liquor.																	
B007: On how many occasions (if any) have you had alcohol to drink—more than just a few sips . . .																	
B007A: . . . in your lifetime?																	
1. 0 occasions	18.1	18.6	17.6	18.0	23.0	14.4	20.0	17.8	19.8	19.6	15.4	33.4	3.0	8.7	4.3	-	
2. 1-2	10.9	9.3	12.8	8.9	18.4	7.6	10.2	11.5	14.0	12.0	8.8	19.0	4.4	7.4	1.3	-	
3. 3-5	10.1	8.4	11.9	9.7	14.9	9.5	9.9	10.2	10.7	9.5	12.4	13.0	9.0	5.2	6.0	2.7	
4. 6-9	10.1	7.9	12.5	10.5	11.2	10.8	11.2	9.8	8.4	10.5	8.6	9.3	15.2	11.4	3.4	-	
5. 10-19	10.9	10.2	12.2	10.0	14.1	11.0	10.3	10.7	11.8	11.1	11.7	9.8	16.0	6.4	7.5	12.6	
6. 20-39	11.2	11.9	11.3	12.2	6.9	16.4	11.3	10.4	7.9	12.2	9.1	7.2	15.7	16.7	12.6	11.3	
7. 40 or more	28.6	33.8	21.7	30.6	11.4	30.2	27.0	29.7	27.4	25.2	33.8	8.3	36.7	44.2	64.9	73.3	
<i>Item 810 Subject A01a</i>	<i>N</i>	2247	1022	1092	1515	266	410	587	820	431	1640	411	1030	613	189	315	39

†=excludes respondents for whom question was inappropriate. *=less than .05 percent.

MONITORING THE FUTURE

QUESTIONNAIRE FORM 1 1999	TOTAL	SEX		RACE		REGION				COLLEGE PLANS?		ILLICIT DRUG USE: LIFETIME				
		M	F	White	Black	NE	NC	S	W	Yes	No	None	Mari- juana Only	Few Pills	More Pills	Any Her- oin
<i>N (Weighted No. of Cases):</i>	2339	1056	1120	1553	282	427	612	853	447	1680	431	1054	630	197	324	39
<i>% of Weighted Total:</i>	100.0	45.2	47.9	66.4	12.1	18.2	26.2	36.5	19.1	71.8	18.4	45.0	26.9	8.4	13.9	1.7
B007B: . . . during the last 12 months?																
1. 0 occasions	26.6	25.8	27.5	25.3	37.0	22.1	26.7	27.2	29.7	28.5	24.2	45.8	9.4	14.7	6.9	5.0
2. 1-2	17.3	14.7	20.2	15.6	26.1	17.0	19.3	16.7	16.2	17.3	17.9	22.7	15.1	13.9	7.9	6.0
3. 3-5	11.7	9.7	14.3	10.8	13.6	11.7	9.8	11.3	15.3	11.7	11.5	10.0	17.2	12.0	8.4	8.0
4. 6-9	11.7	12.8	11.6	12.4	11.4	13.3	13.4	10.9	9.3	12.5	11.0	9.0	17.0	9.7	10.8	13.0
5. 10-19	11.7	12.2	10.9	13.0	6.3	15.2	10.0	11.9	10.4	11.9	11.1	7.2	17.6	10.9	14.7	13.4
6. 20-39	9.0	9.8	8.3	10.4	2.5	9.0	10.0	9.1	7.5	8.3	8.9	3.0	11.5	16.6	20.5	7.4
7. 40 or more	11.9	15.1	7.1	12.6	3.2	11.8	10.7	12.9	11.5	9.8	15.3	2.4	12.2	22.2	30.8	47.3
<i>Item 820 Subject A01b</i>	<i>N</i> 2244	1023	1087	1512	265	410	584	821	429	1634	412	1026	614	188	317	39
B007C: . . . during the last 30 days?																
1. 0 occasions	50.1	46.3	54.7	47.3	69.1	44.0	50.8	50.5	54.3	52.5	44.8	72.5	35.2	27.7	23.5	17.0
2. 1-2	19.9	18.4	22.3	20.2	17.7	24.3	17.6	18.8	20.8	20.6	18.9	16.2	28.8	22.8	14.2	17.5
3. 3-5	12.3	13.8	10.5	13.8	6.4	15.7	12.1	12.0	9.5	11.9	12.7	5.7	17.3	16.7	20.0	14.7
4. 6-9	7.6	8.0	6.8	8.6	2.7	8.0	9.4	7.3	5.2	7.4	7.5	3.0	9.6	12.8	16.2	4.1
5. 10-19	6.6	8.1	4.3	6.4	2.2	5.3	7.5	6.8	6.3	5.1	8.9	1.9	5.9	12.4	17.1	28.9
6. 20-39	1.9	2.9	0.8	1.9	1.3	1.5	1.3	2.3	2.4	1.4	3.4	0.3	2.0	4.7	4.2	12.1
7. 40 or more	1.8	2.5	0.6	1.8	0.5	1.3	1.4	2.4	1.5	1.1	3.7	0.4	1.2	2.9	4.7	5.6
<i>Item 830 Subject A01c</i>	<i>N</i> 2245	1028	1085	1516	265	414	587	819	426	1638	412	1022	617	190	318	39
IF YOU HAVE NOT HAD ANY BEER, WINE, WINE COOLERS, OR LIQUOR IN THE LAST TWELVE MONTHS, GO TO Q.B016.																
B008: When you used alcohol during the last year, how often did you use it in each of the following situations?																
B008A: When you were alone																
1. Not at all	76.0	68.9	84.5	78.4	70.3	80.5	79.0	70.2	78.4	80.0	66.8	85.4	78.6	69.0	63.3	48.3
2. A few of the times	17.5	21.0	12.6	15.7	20.1	14.0	15.2	21.7	16.2	15.0	22.8	10.6	15.9	24.2	27.9	27.6
3. Some of the times	4.5	7.3	1.8	4.6	5.6	4.4	4.0	5.7	2.9	3.4	7.6	2.5	3.9	3.1	6.2	18.0
4. Most of the times	1.4	1.7	1.0	0.8	3.2	0.6	1.6	1.2	2.5	1.1	2.3	1.3	1.3	3.1	1.0	0.4
5. Every time	0.6	1.0	-	0.5	0.7	0.5	0.3	1.1	0.1	0.6	0.5	0.1	0.3	0.6	1.6	5.7
<i>Item 1720 Subject A05a</i>	<i>N†</i> 1627	752	776	1119	164	318	423	591	296	1161	309	537	555	161	297	35
B008B: With just 1 or 2 other people																
1. Not at all	21.5	17.8	26.9	20.9	22.7	25.5	21.4	19.5	21.4	24.8	13.7	32.4	20.1	17.0	7.8	6.9
2. A few of the times	36.3	32.9	39.4	36.4	39.0	37.9	37.4	33.9	37.8	35.9	37.4	34.8	38.8	35.7	35.4	25.5
3. Some of the times	22.2	26.8	16.6	23.4	12.6	24.4	21.5	22.3	20.7	19.3	28.8	12.0	20.6	31.4	36.1	36.9
4. Most of the times	13.3	15.1	11.1	13.5	14.3	9.5	13.6	15.7	11.9	13.5	11.9	11.3	15.3	9.3	15.4	24.0
5. Every time	6.7	7.3	6.1	5.8	11.4	2.6	6.2	8.6	8.2	6.5	8.3	9.5	5.1	6.6	5.4	6.7
<i>Item 1730 Subject A05b</i>	<i>N†</i> 1627	752	776	1118	165	317	422	591	297	1160	308	537	555	161	297	35
B008C: At a party																
1. Not at all	13.9	11.7	16.4	12.6	25.5	11.0	9.9	16.2	18.4	14.2	14.8	26.0	8.6	8.6	5.1	8.8
2. A few of the times	16.5	15.9	17.8	15.5	25.1	13.2	24.2	13.6	14.9	17.0	19.0	23.4	15.6	14.4	10.2	2.9
3. Some of the times	13.6	13.9	13.7	13.8	10.3	16.3	11.1	13.5	14.5	14.0	10.3	12.3	15.7	11.9	14.3	11.0
4. Most of the times	35.1	35.2	34.1	36.6	24.9	41.9	34.7	31.2	36.3	34.5	32.9	22.7	40.9	44.8	37.2	57.0
5. Every time	20.9	23.3	18.0	21.5	14.2	17.7	20.2	25.5	15.9	20.3	23.0	15.5	19.2	20.4	33.3	20.3
<i>Item 1740 Subject A05c</i>	<i>N†</i> 1626	749	778	1121	166	319	423	592	292	1157	310	537	553	161	297	35
B008D: When your date or spouse was present																
1. Not at all	44.7	48.9	42.3	41.0	63.8	43.6	46.2	42.2	48.7	47.7	36.6	61.0	42.5	36.9	25.2	27.2
2. A few of the times	21.6	20.2	22.9	22.5	20.3	21.3	20.7	20.2	25.9	20.2	25.4	15.1	26.6	22.2	23.7	13.5
3. Some of the times	17.3	17.7	15.4	18.7	5.2	20.3	17.4	18.8	10.7	16.2	19.0	11.9	16.6	21.0	26.0	22.7
4. Most of the times	10.1	8.1	11.9	10.6	7.1	7.9	12.4	9.8	9.9	9.8	10.8	5.8	9.6	12.5	17.0	19.8
5. Every time	6.4	5.1	7.6	7.2	3.7	6.9	3.3	9.0	4.8	6.1	8.3	6.2	4.7	7.3	8.2	16.8
<i>Item 1750 Subject A05b</i>	<i>N†</i> 1611	744	769	1108	164	317	418	587	289	1146	307	535	551	159	291	35

†=excludes respondents for whom question was inappropriate.

QUESTIONNAIRE FORM 1 1999	TOTAL	SEX		RACE		REGION				COLLEGE PLANS?		ILLICIT DRUG USE: LIFETIME					
		M	F	White	Black	NE	NC	S	W	Yes	No	None	Mari- juana Only	Few Pills	More Pills	Any Her- oin	
<i>N (Weighted No. of Cases):</i>	2339	1056	1120	1553	282	427	612	853	447	1680	431	1054	630	197	324	39	
<i>% of Weighted Total:</i>	100.0	45.2	47.9	66.4	12.1	18.2	26.2	36.5	19.1	71.8	18.4	45.0	26.9	8.4	13.9	1.7	
B008E: When people over age 30 were present																	
1. Not at all	39.6	37.4	43.6	39.3	44.2	38.8	41.9	34.7	47.2	42.6	31.1	47.6	41.5	40.2	22.7	22.3	
2. A few of the times	33.2	34.6	32.1	34.5	31.4	32.6	33.1	35.4	29.8	33.0	36.5	24.2	39.1	34.8	38.1	38.1	
3. Some of the times	15.1	15.9	12.2	14.2	12.6	17.0	13.2	17.3	11.3	12.8	17.0	11.7	11.2	15.8	27.9	18.7	
4. Most of the times	5.9	4.9	6.6	5.6	4.0	7.6	5.6	5.0	6.2	5.6	6.3	6.2	4.8	6.6	6.8	9.4	
5. Every time	6.2	7.2	5.5	6.5	7.7	4.0	6.1	7.7	5.6	5.9	9.1	10.3	3.5	2.6	4.5	11.4	
<i>Item 1760 Subject A05b</i>	<i>N†</i>	1629	754	778	1121	165	319	422	591	296	1161	309	540	555	159	297	35
B008F: During the daytime (before 4:00 p.m.)																	
1. Not at all	65.3	59.0	74.1	64.3	77.5	69.9	65.6	64.0	62.4	67.0	63.2	81.1	66.5	62.8	38.6	45.4	
2. A few of the times	22.9	25.2	18.9	24.0	15.2	22.2	24.4	22.2	23.2	23.4	18.2	13.8	25.3	24.2	34.1	30.4	
3. Some of the times	9.0	11.9	6.0	9.4	3.2	7.4	7.0	10.4	10.7	8.1	11.7	4.3	5.2	9.5	22.9	18.4	
4. Most of the times	1.9	2.5	0.7	1.7	2.7	0.2	2.5	1.8	3.0	0.6	6.2	0.4	2.1	2.4	3.1	-	
5. Every time	0.9	1.4	0.3	0.7	1.3	0.3	0.5	1.6	0.7	0.9	0.7	0.4	0.8	1.2	1.3	5.7	
<i>Item 1770 Subject A05c</i>	<i>N†</i>	1628	753	777	1121	165	317	423	591	296	1160	308	539	555	160	297	35
B008G: At your home (or apartment or dorm)																	
1. Not at all	43.3	41.3	46.6	45.2	41.2	41.9	47.4	41.7	42.2	45.6	40.8	55.7	44.6	38.1	25.4	15.1	
2. A few of the times	29.2	27.8	29.5	29.2	34.0	29.7	26.1	32.9	25.6	28.6	26.8	23.5	32.7	31.4	33.0	28.9	
3. Some of the times	15.8	19.2	12.4	15.0	13.4	16.5	16.3	14.3	17.5	13.6	21.5	9.2	15.0	16.0	25.7	41.2	
4. Most of the times	7.3	7.0	7.3	7.0	4.9	8.1	7.4	5.9	9.1	7.8	5.5	5.1	5.7	7.8	13.6	7.0	
5. Every time	4.4	4.7	4.2	3.6	6.6	3.8	2.8	5.2	5.7	4.3	5.4	6.4	2.0	6.7	2.2	7.7	
<i>Item 1780 Subject A05c</i>	<i>N†</i>	1627	754	775	1119	165	318	423	589	296	1159	309	540	555	158	296	35
B008H: At school																	
1. Not at all	90.4	87.2	94.0	92.8	87.1	91.7	92.6	90.7	85.1	92.1	86.7	96.1	92.5	87.6	80.9	73.4	
2. A few of the times	7.5	10.1	5.1	6.3	10.3	7.0	6.6	6.9	10.5	6.4	10.4	3.5	5.9	10.3	14.3	13.6	
3. Some of the times	1.0	1.2	0.8	0.3	0.6	0.6	0.2	0.7	3.2	0.7	2.0	0.2	0.7	0.9	2.4	7.3	
4. Most of the times	0.4	0.6	-	0.2	1.2	0.4	0.4	0.3	0.9	0.1	0.6	0.2	0.5	-	1.1	-	
5. Every time	0.7	0.9	0.1	0.5	0.8	0.3	0.2	1.5	0.4	0.6	0.3	-	0.4	1.2	1.3	5.7	
<i>Item 1790 Subject A05c</i>	<i>N†</i>	1624	754	777	1121	161	318	423	588	295	1156	309	539	550	160	297	35
B008I: In a car																	
1. Not at all	59.7	56.4	65.8	59.1	61.9	62.4	60.5	54.0	67.2	62.3	53.6	76.0	57.9	50.7	40.4	33.3	
2. A few of the times	22.8	22.1	22.3	24.3	22.4	25.3	23.7	22.9	18.6	23.0	21.7	15.7	26.2	27.3	29.1	26.6	
3. Some of the times	11.7	14.4	8.5	11.1	9.8	9.5	9.1	15.4	10.5	10.3	16.5	5.5	11.6	11.4	20.1	30.7	
4. Most of the times	4.0	4.8	2.5	3.9	4.1	2.3	4.5	5.1	2.7	2.9	6.2	2.3	4.0	6.2	6.8	-	
5. Every time	1.7	2.3	1.0	1.6	1.8	0.5	2.1	2.5	1.0	1.5	2.0	0.5	0.3	4.3	3.6	9.4	
<i>Item 1810 Subject A05c</i>	<i>N†</i>	1623	751	776	1119	161	317	423	587	295	1155	309	536	552	160	297	35
B008J: At a park or beach																	
1. Not at all	67.0	61.1	72.9	66.4	71.0	63.1	75.4	63.9	65.6	68.1	65.9	84.3	64.1	64.9	43.4	39.7	
2. A few of the times	16.8	19.8	14.0	16.4	17.6	20.4	14.9	15.7	17.9	16.2	18.6	10.5	18.4	17.7	24.6	22.5	
3. Some of the times	10.4	12.1	8.8	11.3	6.3	12.9	7.4	12.2	8.3	10.5	10.2	4.1	12.0	8.8	19.6	20.9	
4. Most of the times	3.8	5.0	2.6	4.1	4.4	1.8	2.0	5.4	5.3	3.5	4.3	0.7	4.5	4.8	8.1	2.1	
5. Every time	2.0	2.0	1.7	1.8	0.8	1.8	0.4	2.9	2.8	1.7	1.0	0.4	1.0	3.8	4.2	14.8	
<i>Item 30910 Subject A05c</i>	<i>N†</i>	1623	752	777	1120	161	318	421	588	295	1156	309	538	550	160	297	35
B008K: At a bar or restaurant																	
1. Not at all	64.6	65.4	65.7	65.3	72.7	55.6	68.9	59.5	78.3	64.5	71.4	77.2	62.5	61.7	50.0	32.4	
2. A few of the times	18.3	16.7	19.4	17.6	14.3	20.5	18.7	19.1	13.7	18.4	15.9	14.2	21.3	18.8	19.4	31.0	
3. Some of the times	9.7	10.4	8.0	10.4	6.0	13.5	8.5	11.8	3.1	9.8	6.6	4.4	10.9	10.8	15.0	25.2	
4. Most of the times	4.9	5.0	4.7	4.3	4.8	7.0	2.6	6.1	3.7	4.8	4.0	2.7	3.2	3.8	12.6	5.7	
5. Every time	2.5	2.5	2.2	2.4	2.2	3.3	1.3	3.5	1.1	2.6	1.9	1.5	2.1	4.9	3.0	5.7	
<i>Item 30920 Subject A05c</i>	<i>N†</i>	1620	749	778	1121	161	318	421	588	293	1154	309	539	550	160	297	35

†=excludes respondents for whom question was inappropriate.

QUESTIONNAIRE FORM 1 1999	TOTAL	SEX		RACE		REGION				COLLEGE PLANS?		ILLCIT DRUG USE: LIFETIME					
		M	F	White	Black	NE	NC	S	W	Yes	No	None	Mari- juana Only	Few Pills	More Pills	Any Her- oin	
<i>N (Weighted No. of Cases):</i>	2339	1056	1120	1553	282	427	612	853	447	1680	431	1054	630	197	324	39	
<i>% of Weighted Total:</i>	100.0	45.2	47.9	66.4	12.1	18.2	26.2	36.5	19.1	71.8	18.4	45.0	26.9	8.4	13.9	1.7	
B009: What have been the most important reasons for your drinking alcoholic beverages? (Mark all that apply.)																	
A. To experiment—to see what it's like	54.6	52.2	57.6	53.7	59.2	52.5	52.9	54.3	59.8	56.9	50.3	65.6	54.2	46.4	41.6	43.9	
B. To relax or relieve tension	47.1	48.7	45.2	49.2	30.7	51.4	45.2	45.4	48.4	47.4	42.8	35.0	49.0	51.0	59.7	77.7	
C. To feel good or get high	46.1	48.4	43.0	48.8	30.7	48.6	49.2	42.4	46.5	47.0	38.7	26.4	52.2	56.2	64.4	57.0	
D. To seek deeper insights and understanding	4.9	7.3	2.5	4.7	5.6	3.4	6.2	4.4	5.9	4.2	8.5	1.7	4.1	8.1	10.3	9.4	
E. To have a good time with my friends	74.4	77.8	71.9	79.3	53.3	77.2	76.5	70.9	75.1	74.7	75.1	64.2	78.9	83.9	80.5	70.5	
F. To fit in with a group I like	9.2	11.5	7.4	9.8	7.1	6.4	11.9	8.6	9.7	10.1	6.4	11.2	7.9	13.7	6.2	4.1	
G. To get away from my problems or troubles	21.6	20.3	21.7	21.5	13.5	18.5	24.0	21.3	21.9	19.1	25.0	14.4	20.6	25.3	32.9	28.1	
H. Because of boredom, nothing else to do	25.5	28.7	21.5	25.9	25.2	27.8	27.3	24.6	22.2	23.8	31.9	13.8	28.4	34.7	36.2	32.5	
I. Because of anger or frustration	17.0	17.2	16.0	15.8	11.9	15.2	16.4	17.1	19.6	15.2	19.0	10.7	17.0	16.9	25.3	34.8	
J. To get through the day	3.3	4.0	2.4	2.4	5.6	3.6	2.8	4.1	2.2	2.7	6.0	0.4	2.9	3.5	8.4	9.8	
K. To increase the effects of some other drug(s)	8.3	9.1	5.7	7.8	2.8	8.0	6.5	9.3	9.2	7.2	8.2	0.2	4.3	10.4	26.9	29.6	
L. To decrease (offset) the effects of some other drug(s)	1.8	2.0	1.2	1.6	1.7	0.2	1.9	2.3	2.4	1.3	3.4	0.2	0.5	2.8	5.4	13.2	
M. To get to sleep	6.8	7.4	6.3	6.1	5.0	3.3	5.6	7.8	10.4	5.5	11.1	3.0	6.0	6.9	12.0	26.3	
N. Because it tastes good	41.7	42.7	41.7	43.1	36.1	38.7	44.0	43.0	38.8	41.5	44.5	39.0	38.9	42.3	51.4	47.5	
O. Because I am "hooked"—I feel I have to drink	2.3	2.8	1.3	1.9	3.1	2.2	1.3	3.0	2.5	1.5	3.6	0.6	1.8	4.2	4.1	11.8	
<i>Item 1820-1960 Subject A06a</i>	<i>N†</i>	1609	746	769	1119	162	312	415	587	295	1149	306	527	550	160	295	35
B010: When you drink alcoholic beverages, how high do you usually get?																	
1. Not at all high	21.1	19.1	23.6	17.8	41.8	15.9	23.8	22.7	19.5	21.2	23.7	38.3	14.4	12.2	9.6	11.2	
2. A little high	27.3	25.6	28.7	26.5	26.5	32.2	22.8	28.9	24.9	27.7	25.7	31.9	27.8	27.7	18.2	24.3	
3. Moderately high	41.7	42.1	41.0	45.3	24.1	43.3	43.9	37.4	45.4	42.3	38.0	26.7	45.8	48.5	54.7	52.6	
4. Very high	10.0	13.3	6.8	10.3	7.6	8.7	9.4	11.1	10.2	8.9	12.7	3.1	12.0	11.6	17.5	11.9	
<i>Item 1970 Subject A01e</i>	<i>N†</i>	1619	748	775	1120	162	320	419	586	294	1157	305	535	552	160	296	35
B011: When you drink alcoholic beverages, how long do you usually stay high?																	
1. Usually don't get high	22.5	20.1	25.3	18.7	43.2	17.0	24.2	23.8	23.5	22.9	23.7	41.0	15.7	13.3	9.4	14.2	
2. One to two hours	32.3	31.4	33.7	31.7	29.6	38.1	28.9	31.0	33.2	32.0	31.4	35.6	33.8	29.6	20.2	43.3	
3. Three to six hours	39.6	41.5	37.2	44.1	20.9	40.7	40.9	37.8	40.3	39.9	38.5	21.0	44.9	50.6	59.7	36.8	
4. Seven to 24 hours	5.1	6.4	3.6	5.2	4.7	4.2	5.5	6.5	2.6	4.8	5.7	2.3	5.1	4.9	10.7	-	
5. More than 24 hours	0.5	0.6	0.3	0.3	1.6	-	0.5	0.9	0.4	0.4	0.6	0.2	0.5	1.6	0.1	5.7	
<i>Item 1980 Subject A01f</i>	<i>N†</i>	1614	744	773	1114	160	318	417	583	295	1154	303	535	549	158	295	35
The following questions ask about how much you have to drink on the occasions when you drink alcoholic beverages. For these questions, a "drink" means any of the following: a 12-ounce can (or bottle) of beer, a 4-ounce glass of wine, a 12-ounce bottle (or can) of wine cooler, a mixed drink or shot glass of liquor.																	
B012: Think back over the LAST TWO WEEKS. How many times have you had five or more drinks in a row?																	
1. None	61.9	53.7	72.5	58.8	82.2	67.6	57.3	60.5	64.9	65.0	54.6	82.1	60.8	47.2	38.3	27.6	
2. Once	11.6	12.5	10.9	12.7	5.3	11.7	11.9	10.5	13.3	11.1	15.3	8.7	15.3	15.7	8.8	8.1	
3. Twice	10.6	11.8	8.7	12.0	6.1	9.4	12.4	9.4	11.4	9.7	12.6	4.0	11.0	15.8	18.1	8.8	
4. 3 to 5 times	10.6	14.8	5.2	11.3	4.3	8.3	12.1	12.4	7.2	9.6	9.7	3.1	8.3	16.6	22.8	38.2	
5. 6 to 9 times	3.7	5.0	2.0	3.9	2.0	1.5	4.4	5.0	2.3	3.2	5.4	1.7	3.6	3.7	7.3	5.7	
6. 10 or more times	1.7	2.3	0.6	1.3	0.2	1.5	1.9	2.1	0.8	1.4	2.5	0.3	1.0	1.0	4.6	11.6	
<i>Item 850 Subject A01d</i>	<i>N†</i>	1612	742	773	1108	162	311	420	584	297	1146	307	541	550	153	293	35

†=excludes respondents for whom question was inappropriate.

DESCRIPTIVE RESULTS: 1999

51

QUESTIONNAIRE FORM 1 1999	TOTAL	SEX		RACE		REGION				COLLEGE PLANS?		ILLICIT DRUG USE: LIFETIME				
		M	F	White	Black	NE	NC	S	W	Yes	No	None	Mari- juana Only	Few Pills	More Pills	Any Her- oin
<i>N (Weighted No. of Cases):</i>	2339	1056	1120	1553	282	427	612	853	447	1680	431	1054	630	197	324	39
<i>% of Weighted Total:</i>	100.0	45.2	47.9	66.4	12.1	18.2	26.2	36.5	19.1	71.8	18.4	45.0	26.9	8.4	13.9	1.7
B013: During the last two weeks, how many times have you had 3 or 4 drinks in a row (but no more than that)?																
1. None	65.0	61.4	71.4	62.6	83.2	68.0	65.0	62.9	65.8	68.0	58.4	80.5	63.9	56.3	48.5	29.7
2. Once	16.7	16.8	15.4	18.0	6.6	16.8	16.6	16.2	18.0	16.0	18.1	11.1	18.5	21.5	21.3	9.8
3. Twice	8.6	9.6	6.8	8.8	3.7	9.8	9.2	7.9	7.8	8.6	6.4	4.5	9.1	7.5	12.8	38.0
4. 3 to 5 times	8.1	9.7	6.2	8.9	5.9	4.6	7.1	11.2	7.2	6.4	13.4	3.6	7.1	13.2	13.8	19.8
5. 6 to 9 times	0.8	1.5	0.1	0.9	0.4	0.5	1.7	0.6	0.3	0.6	1.6	0.3	0.9	-	1.2	2.7
6. 10 or more times	0.7	1.0	0.2	0.7	0.2	0.3	0.4	1.2	0.9	0.4	2.1	-	0.4	1.5	2.4	-
<i>Item 1990 Subject A01d</i>	<i>N†</i> 1615	744	775	1111	165	317	417	586	295	1148	311	542	546	160	295	33
B014A: During the last two weeks, how many times have you had two drinks in a row (but no more than that)?																
1. None	68.9	67.0	72.0	69.1	73.0	69.1	68.6	67.4	72.2	71.5	61.0	78.1	65.2	67.6	61.9	53.1
2. Once	16.2	14.3	18.2	17.0	13.9	20.8	17.7	14.6	12.5	15.8	15.9	13.6	19.0	15.5	15.8	17.9
3. Twice	7.6	9.0	6.1	7.2	7.2	5.4	6.8	9.4	7.4	7.0	11.9	5.1	8.6	9.3	8.4	16.0
4. 3 to 5 times	4.1	4.7	2.9	3.6	5.4	2.8	3.3	5.4	3.8	3.5	4.8	1.6	4.4	2.7	8.9	2.2
5. 6 to 9 times	2.2	3.4	0.6	1.7	0.5	1.3	2.4	1.9	3.2	1.8	2.7	1.4	1.4	3.9	2.9	10.9
6. 10 to 19 times	0.5	0.9	-	0.7	-	0.2	0.7	0.5	0.4	0.3	1.5	0.1	0.9	-	0.7	-
7. 20 or more times	0.6	0.8	0.2	0.7	-	0.3	0.5	0.8	0.5	0.2	2.2	-	0.5	1.0	1.3	-
<i>Item 2000 Subject A01d</i>	<i>N†</i> 1600	734	773	1103	163	316	411	579	294	1146	299	543	541	155	289	32
B014B: During the last two weeks, how many times have you had just one drink?																
1. None	70.6	69.4	72.4	70.1	75.1	75.7	72.1	68.8	66.2	72.4	63.5	75.1	68.2	70.3	67.4	71.6
2. Once	18.3	17.3	19.5	18.7	15.1	15.8	16.9	17.6	24.1	18.0	19.6	17.3	19.9	19.6	16.6	9.3
3. Twice	6.5	7.2	5.1	6.7	6.2	5.9	6.8	7.7	4.7	6.0	8.6	5.1	6.6	5.7	9.8	2.9
4. 3 to 5 times	2.9	3.8	2.0	2.7	1.2	1.1	2.8	2.9	4.7	2.1	5.5	1.5	3.6	3.8	3.7	4.0
5. 6 to 9 times	0.9	0.7	0.9	0.7	2.4	0.7	0.4	1.7	0.1	0.9	0.4	0.9	0.3	0.6	1.0	6.9
6. 10 to 19 times	0.5	0.9	0.1	0.5	-	0.4	0.7	0.4	0.2	0.5	0.6	0.1	0.9	-	-	5.2
7. 20 or more times	0.4	0.6	-	0.6	-	0.3	0.2	0.9	-	0.1	1.8	-	0.5	-	1.4	-
<i>Item 2010 Subject A01d</i>	<i>N†</i> 1565	720	755	1080	160	309	410	562	284	1123	292	527	529	153	289	29
B015: Have you ever tried to stop using alcoholic beverages and found that you couldn't stop?																
1. Yes	3.7	3.7	3.5	3.5	4.9	2.4	4.1	4.9	2.4	3.4	5.2	2.1	3.4	4.2	4.9	20.2
2. No	96.3	96.3	96.5	96.5	95.1	97.6	95.9	95.1	97.6	96.6	94.8	97.9	96.6	95.8	95.1	79.8
<i>Item 2020 Subject A01i</i>	<i>N†</i> 1616	748	774	1121	160	319	416	589	292	1152	306	534	551	160	295	35
B016: On how many occasions (if any) have you been drunk or very high from drinking alcoholic beverages?																
B016A: . . . in your lifetime?																
1. 0 occasions	39.7	36.0	43.2	35.9	58.9	34.5	40.9	40.2	42.2	41.5	36.9	65.7	16.2	22.4	11.7	6.2
2. 1-2	15.6	15.7	16.1	14.8	19.4	13.7	14.4	16.8	16.9	16.2	14.6	17.1	17.9	15.8	6.3	7.7
3. 3-5	9.7	8.7	11.3	10.5	7.2	9.1	10.9	9.4	9.1	9.7	9.8	7.0	13.8	15.4	7.9	3.7
4. 6-9	7.6	7.2	8.4	8.5	4.7	10.9	7.2	6.5	7.0	7.4	8.7	3.6	14.0	9.3	7.7	4.6
5. 10-19	9.0	10.3	7.8	9.7	4.9	11.1	8.4	8.2	9.1	8.6	9.3	2.9	14.6	11.2	15.1	19.4
6. 20-39	6.0	6.4	5.3	7.3	0.2	7.9	7.0	5.0	4.5	5.9	6.2	1.1	9.5	11.9	12.8	3.9
7. 40 or more	12.5	15.6	8.0	13.4	4.7	12.8	11.2	13.9	11.2	10.6	14.5	2.6	14.0	14.0	38.5	54.5
<i>Item 25020 Subject A01a</i>	<i>N</i> 2143	967	1063	1460	254	398	565	769	410	1584	387	1013	577	172	299	34
B016B: . . . during the last 12 months?																
1. 0 occasions	48.7	44.3	53.2	43.6	73.4	42.4	48.6	50.7	51.2	50.6	47.8	74.3	27.0	30.8	17.4	17.5
2. 1-2	17.6	17.3	18.5	18.4	13.7	19.7	18.4	16.1	17.1	18.0	14.9	14.2	26.7	22.0	10.2	6.7
3. 3-5	11.4	12.4	11.0	12.6	6.4	14.2	11.8	9.8	11.0	11.2	12.3	6.1	18.5	16.9	10.3	18.2
4. 6-9	6.4	7.2	5.8	7.8	1.4	5.3	6.5	7.0	6.1	6.1	7.4	2.5	8.7	5.7	15.0	8.7
5. 10-19	5.7	6.0	4.9	6.8	2.0	6.9	5.0	6.0	4.6	5.3	5.6	1.3	8.1	8.3	15.1	0.4
6. 20-39	5.1	5.4	4.6	5.5	0.8	4.2	5.7	4.6	6.2	4.5	5.4	0.6	5.3	9.1	17.3	16.9
7. 40 or more	5.2	7.5	2.0	5.4	2.3	7.2	4.1	5.7	3.8	4.2	6.6	1.0	5.7	7.2	14.7	31.6
<i>Item 25030 Subject A01b</i>	<i>N</i> 2130	960	1057	1450	252	397	562	763	408	1573	386	1012	568	171	299	34

†=excludes respondents for whom question was inappropriate.

MONITORING THE FUTURE

QUESTIONNAIRE FORM 1 1999	TOTAL	SEX		RACE		REGION				COLLEGE PLANS?		ILLICIT DRUG USE: LIFETIME				
		M	F	White	Black	NE	NC	S	W	Yes	No	None	Mari- juana Only	Few Pills	More Pills	Any Her- oin
<i>N (Weighted No. of Cases):</i>	2339	1056	1120	1553	282	427	612	853	447	1680	431	1054	630	197	324	39
<i>% of Weighted Total:</i>	100.0	45.2	47.9	66.4	12.1	18.2	26.2	36.5	19.1	71.8	18.4	45.0	26.9	8.4	13.9	1.7
B016C: . . . during the last 30 days?																
1. 0 occasions	69.4	64.7	75.0	66.0	86.3	63.8	68.8	71.1	72.4	71.3	66.1	88.6	59.8	49.5	37.3	32.0
2. 1-2	14.9	16.1	14.2	16.9	7.4	19.8	15.1	13.1	13.4	15.1	13.1	8.6	21.2	27.0	17.9	10.9
3. 3-5	6.9	8.7	4.7	8.2	2.5	7.3	7.7	6.1	7.0	6.2	9.5	1.7	9.4	8.7	17.7	16.0
4. 6-9	4.7	5.3	3.9	5.6	1.7	5.7	5.1	5.0	2.9	4.3	5.3	0.5	6.8	6.2	15.2	5.3
5. 10-19	2.7	3.4	1.7	2.1	1.7	1.9	2.7	3.0	2.9	2.0	3.9	0.6	1.6	6.1	8.2	22.1
6. 20-39	1.0	1.3	0.3	0.9	0.4	0.9	0.4	1.5	1.0	0.9	1.4	-	1.0	1.5	2.9	13.7
7. 40 or more	0.3	0.4	0.2	0.3	-	0.6	0.2	0.3	0.3	0.1	0.7	-	0.3	1.1	0.8	-
<i>Item 25040 Subject A01c</i>	<i>N</i> 2130	<i>959</i>	<i>1058</i>	<i>1449</i>	<i>252</i>	<i>398</i>	<i>563</i>	<i>762</i>	<i>407</i>	<i>1573</i>	<i>385</i>	<i>1011</i>	<i>569</i>	<i>171</i>	<i>298</i>	<i>34</i>
B017: Do you think you will be drinking alcoholic beverages five years from now?																
1. I definitely will	18.0	21.5	14.0	20.2	9.1	22.0	18.6	16.1	17.0	17.6	18.1	9.7	21.0	24.3	33.8	47.5
2. I probably will	45.3	42.3	48.3	47.8	32.4	53.9	46.5	40.8	43.8	46.1	40.9	38.6	53.7	50.9	48.1	34.2
3. I probably will not	17.9	17.1	18.9	16.6	20.4	14.4	18.8	19.3	17.4	18.1	18.9	22.8	14.7	13.3	11.3	7.7
4. I definitely will not	18.8	19.1	18.8	15.4	38.1	9.7	16.0	23.8	21.8	18.2	22.1	28.9	10.6	11.5	6.9	10.6
<i>Item 2030 Subject A04a</i>	<i>N</i> 2294	<i>1049</i>	<i>1112</i>	<i>1546</i>	<i>273</i>	<i>421</i>	<i>598</i>	<i>836</i>	<i>438</i>	<i>1666</i>	<i>428</i>	<i>1049</i>	<i>626</i>	<i>195</i>	<i>323</i>	<i>39</i>
The next questions are about MARIJUANA and HASHISH.																
Marijuana is sometimes called: weed, pot, dope. Hashish is sometimes called: hash, hash oil.																
B018: On how many occasions (if any) have you used hashish . . .																
B018A: . . . in your lifetime?																
1. 0 occasions	87.5	85.2	91.8	87.5	93.8	85.9	88.3	89.5	83.9	89.7	86.3	100.0	86.6	83.7	56.5	27.9
2. 1-2	4.9	6.5	3.1	5.0	2.2	6.8	5.3	3.0	5.9	4.7	3.4	-	7.2	8.0	13.9	10.1
3. 3-5	2.4	2.7	1.2	2.2	2.0	2.8	1.5	2.8	2.6	1.6	3.6	-	2.3	1.4	9.6	17.0
4. 6-9	1.7	1.9	1.3	1.9	0.3	1.2	2.0	1.3	2.8	1.4	1.3	-	0.9	3.9	7.5	4.7
5. 10-19	1.3	1.6	0.8	1.0	0.7	0.8	1.5	1.3	1.5	1.0	1.8	-	1.1	-	5.8	6.7
6. 20-39	0.9	1.2	0.6	1.0	0.3	1.0	1.1	0.5	1.5	0.6	1.5	-	1.2	0.9	1.5	19.7
7. 40 or more	1.3	0.9	1.1	1.4	0.5	1.5	0.4	1.7	1.8	0.9	2.0	-	0.6	2.1	5.3	13.9
<i>Item 2040 Subject A01a</i>	<i>N</i> 2264	<i>1028</i>	<i>1103</i>	<i>1529</i>	<i>270</i>	<i>418</i>	<i>594</i>	<i>822</i>	<i>429</i>	<i>1652</i>	<i>415</i>	<i>1054</i>	<i>629</i>	<i>196</i>	<i>315</i>	<i>39</i>
B018B: . . . during the last 12 months?																
1. 0 occasions	91.2	90.0	94.4	91.3	96.1	89.4	93.1	92.5	87.9	93.6	89.1	100.0	92.0	87.0	67.9	47.5
2. 1-2	4.2	5.5	1.9	4.1	0.9	6.0	3.4	3.4	5.0	3.0	4.5	-	4.2	5.7	15.2	23.3
3. 3-5	1.4	1.7	1.0	1.1	2.2	1.5	0.7	1.1	3.0	0.7	3.4	-	1.5	1.3	6.3	1.8
4. 6-9	1.2	0.9	1.2	1.4	0.3	1.0	1.5	1.2	0.9	1.2	0.3	-	0.7	3.4	4.3	1.9
5. 10-19	0.7	0.8	0.5	0.8	0.4	0.5	0.5	0.8	1.1	0.5	0.6	-	0.6	1.2	1.5	14.9
6. 20-39	0.4	0.5	0.4	0.6	-	0.3	0.4	0.1	1.2	0.3	1.4	-	0.6	0.3	1.9	-
7. 40 or more	0.8	0.6	0.6	0.7	0.1	1.2	0.4	0.9	0.8	0.6	0.6	-	0.4	1.1	3.0	10.6
<i>Item 2050 Subject A01b</i>	<i>N</i> 2262	<i>1027</i>	<i>1103</i>	<i>1529</i>	<i>270</i>	<i>417</i>	<i>594</i>	<i>822</i>	<i>429</i>	<i>1651</i>	<i>415</i>	<i>1054</i>	<i>627</i>	<i>196</i>	<i>315</i>	<i>39</i>
B018C: . . . during the last 30 days?																
1. 0 occasions	95.9	95.4	97.4	95.9	98.3	95.5	96.9	95.9	95.1	97.0	94.8	100.0	95.9	93.1	87.6	69.7
2. 1-2	1.6	2.1	0.8	1.7	0.5	2.0	1.3	1.5	1.6	1.3	2.1	-	1.8	3.8	4.2	8.2
3. 3-5	1.1	1.0	0.8	1.2	0.7	1.1	0.9	1.1	1.3	0.9	1.7	-	1.3	1.2	3.8	2.3
4. 6-9	0.5	0.6	0.4	0.3	0.4	0.3	0.1	0.5	0.9	0.3	0.2	-	0.3	0.9	0.5	12.6
5. 10-19	0.3	0.4	0.1	0.3	-	-	0.7	0.1	0.4	0.2	0.6	-	0.4	-	1.4	-
6. 20-39	0.3	0.3	0.1	0.3	-	0.3	-	0.5	0.2	0.3	0.3	-	0.1	-	1.0	7.2
7. 40 or more	0.4	0.2	0.4	0.3	0.1	0.7	0.1	0.3	0.5	0.2	0.3	-	0.2	1.1	1.6	-
<i>Item 2060 Subject A01c</i>	<i>N</i> 2266	<i>1030</i>	<i>1103</i>	<i>1532</i>	<i>270</i>	<i>417</i>	<i>595</i>	<i>825</i>	<i>429</i>	<i>1652</i>	<i>417</i>	<i>1054</i>	<i>627</i>	<i>196</i>	<i>317</i>	<i>39</i>
B019: On how many occasions (if any) have you used marijuana . . .																
B019A: . . . in your lifetime?																
1. 0 occasions	51.3	49.6	55.1	53.2	49.7	46.5	55.4	51.0	50.9	55.1	44.2	100.0	-	27.9	13.3	4.3
2. 1-2	8.8	9.3	8.5	8.3	11.1	11.3	7.5	8.9	7.9	8.6	10.0	-	25.1	9.0	5.4	2.7
3. 3-5	7.1	7.0	7.4	6.9	10.7	5.1	6.3	8.3	8.0	6.9	8.2	-	19.6	9.5	5.1	3.7
4. 6-9	5.4	4.4	6.5	5.0	6.3	6.7	5.4	4.9	5.0	5.2	6.5	-	13.6	11.1	3.6	6.6
5. 10-19	6.3	6.9	6.1	6.6	5.9	8.8	5.4	5.6	6.7	6.7	6.2	-	15.4	8.4	7.8	4.0
6. 20-39	4.3	4.9	3.2	4.7	3.3	5.6	4.6	3.2	4.8	3.9	5.0	-	8.3	12.2	5.0	3.3
7. 40 or more	16.7	18.0	13.2	15.3	13.2	16.0	15.4	18.1	16.7	13.6	19.9	-	18.0	21.8	59.9	75.4
<i>Item 2070 Subject A01a</i>	<i>N</i> 2245	<i>1025</i>	<i>1090</i>	<i>1516</i>	<i>270</i>	<i>416</i>	<i>586</i>	<i>817</i>	<i>426</i>	<i>1639</i>	<i>416</i>	<i>1054</i>	<i>627</i>	<i>192</i>	<i>317</i>	<i>39</i>

QUESTIONNAIRE FORM 1 1999	TOTAL	SEX		RACE		REGION				COLLEGE PLANS?		ILLICIT DRUG USE: LIFETIME				
		M	F	White	Black	NE	NC	S	W	Yes	No	None	Mari- juana Only	Few Pills	More Pills	Any Her- oin
<i>N (Weighted No. of Cases):</i>	2339	1056	1120	1553	282	427	612	853	447	1680	431	1054	630	197	324	39
<i>% of Weighted Total:</i>	100.0	45.2	47.9	66.4	12.1	18.2	26.2	36.5	19.1	71.8	18.4	45.0	26.9	8.4	13.9	1.7
B019B: . . . during the last 12 months?																
1. 0 occasions	63.7	62.2	67.9	64.5	68.4	59.2	65.7	64.7	63.5	67.0	60.3	100.0	32.7	42.7	23.9	13.6
2. 1-2	8.7	8.9	8.4	8.5	10.1	10.7	6.9	8.6	9.3	8.7	8.7	-	22.8	11.5	7.1	9.9
3. 3-5	6.4	5.5	7.1	6.5	5.4	6.9	6.8	6.0	5.9	6.3	6.5	-	15.5	12.3	6.4	2.4
4. 6-9	3.7	3.4	3.8	3.5	4.1	3.6	4.0	4.1	2.6	3.4	5.2	-	7.8	4.8	5.9	7.1
5. 10-19	3.7	4.6	2.5	3.8	1.5	5.2	3.3	2.7	4.5	3.0	4.0	-	7.6	7.5	6.3	2.3
6. 20-39	4.1	4.1	4.4	4.7	2.2	4.3	4.5	3.6	4.1	4.4	3.8	-	5.1	11.7	10.5	8.8
7. 40 or more	9.8	11.3	5.9	8.6	8.2	10.1	8.8	10.3	10.2	7.2	11.5	-	8.5	9.5	39.9	55.9
<i>Item 2080 Subject A01b</i>	<i>N</i> 2240	1020	1091	1516	267	414	587	814	425	1636	413	1054	619	192	317	39
B019C: . . . during the last 30 days?																
1. 0 occasions	76.5	74.8	81.2	77.5	81.0	75.5	77.1	76.5	76.5	80.0	71.9	100.0	65.4	56.9	38.7	24.1
2. 1-2	7.9	8.0	7.5	8.5	7.1	9.2	7.4	7.9	7.5	7.3	9.9	-	16.4	18.2	10.4	14.6
3. 3-5	3.6	4.0	3.1	3.3	2.5	3.5	4.7	2.7	3.5	3.4	4.8	-	6.7	8.4	5.8	2.4
4. 6-9	2.7	3.2	2.0	2.6	1.3	3.0	2.3	2.6	3.0	2.7	1.7	-	4.2	4.9	7.6	1.4
5. 10-19	3.3	3.1	3.3	3.6	2.0	2.1	4.3	3.7	2.4	3.1	4.2	-	4.2	3.6	12.0	8.8
6. 20-39	2.6	3.5	1.0	2.1	1.2	3.0	2.0	2.7	2.7	1.4	2.7	-	1.0	2.2	11.6	28.1
7. 40 or more	3.4	3.4	1.9	2.5	4.7	3.7	2.1	3.8	4.4	2.0	4.7	-	2.1	5.9	13.9	20.5
<i>Item 2090 Subject A01c</i>	<i>N</i> 2242	1020	1092	1518	266	415	589	812	425	1637	413	1054	620	192	317	39
IF YOU HAVE NOT USED MARIJUANA OR HASHISH IN THE LAST TWELVE MONTHS, GO TO Q.B028.																
B020: When you used marijuana or hashish during the last year, how often did you use it in each of the following situations?																
B020A: When you were alone																
1. Not at all	63.7	58.0	75.2	69.0	54.9	72.9	65.4	57.1	63.9	69.2	60.0	-	78.2	71.6	39.2	28.3
2. A few of the times	20.7	24.6	14.9	18.6	20.5	16.5	19.9	23.6	21.0	19.4	22.5	-	15.0	18.9	31.7	25.9
3. Some of the times	9.8	10.3	7.3	8.0	11.1	5.4	10.4	11.0	11.6	7.2	11.3	-	3.5	6.0	19.6	26.1
4. Most of the times	4.2	5.5	1.5	3.7	8.8	3.5	4.0	6.1	1.8	3.1	4.0	-	2.7	1.6	7.0	13.7
5. Every time	1.6	1.5	1.1	0.7	4.7	1.8	0.4	2.2	1.7	1.1	2.2	-	0.7	1.9	2.5	6.0
<i>Item 2100 Subject A05a</i>	<i>N†</i> 819	387	357	540	88	169	202	289	159	546	165	-	422	111	239	33
B020B: With just 1 or 2 other people																
1. Not at all	8.9	9.9	7.9	9.3	9.1	8.0	8.0	10.8	7.6	9.2	8.5	-	12.3	9.9	2.3	8.7
2. A few of the times	27.2	26.4	30.8	26.5	28.7	23.4	24.4	27.7	33.5	27.6	30.7	-	31.0	36.7	17.4	9.7
3. Some of the times	23.5	22.1	24.1	25.1	19.8	30.0	25.2	19.7	21.4	23.0	24.0	-	20.6	14.4	32.2	33.1
4. Most of the times	27.2	29.4	23.4	26.7	24.6	24.9	30.8	26.5	26.5	25.8	27.2	-	20.5	29.4	37.3	39.6
5. Every time	13.2	12.3	13.9	12.4	17.7	13.6	11.6	15.3	11.0	14.4	9.7	-	15.6	9.6	10.9	8.9
<i>Item 2110 Subject A05b</i>	<i>N†</i> 817	386	357	540	87	169	201	288	159	545	165	-	422	111	239	33
B020C: At a party																
1. Not at all	19.8	17.6	23.3	19.5	30.3	23.7	17.7	19.1	19.6	19.6	22.7	-	26.4	20.7	7.3	13.8
2. A few of the times	21.8	21.2	23.6	21.7	33.0	18.5	19.4	22.7	26.6	23.1	22.1	-	28.8	18.2	12.7	14.7
3. Some of the times	22.7	25.9	20.9	24.7	15.2	22.8	30.4	21.0	15.9	24.2	22.4	-	22.0	21.9	26.5	14.3
4. Most of the times	22.2	20.5	21.9	23.7	10.4	26.9	23.9	19.9	19.3	21.6	20.6	-	14.1	25.4	33.6	25.9
5. Every time	13.5	14.8	10.3	10.4	11.1	8.1	8.6	17.3	18.6	11.5	12.2	-	8.7	13.8	19.9	31.3
<i>Item 2120 Subject A05c</i>	<i>N†</i> 816	385	356	539	86	169	201	287	159	545	163	-	421	111	239	33
B020D: When your date or spouse was present																
1. Not at all	50.1	56.1	45.1	51.5	61.4	54.8	51.2	48.8	46.2	53.9	46.1	-	60.5	57.3	29.9	31.5
2. A few of the times	21.9	19.2	26.3	21.5	17.6	18.8	23.7	18.9	28.1	22.9	19.5	-	21.5	20.9	24.7	11.9
3. Some of the times	12.8	13.7	9.5	13.6	1.5	12.1	13.0	15.0	9.2	10.3	15.1	-	8.0	7.7	23.7	12.6
4. Most of the times	9.8	7.7	12.5	10.0	12.3	9.8	9.9	8.7	11.7	9.0	12.1	-	6.6	6.3	14.9	28.4
5. Every time	5.4	3.4	6.6	3.3	7.1	4.5	2.1	8.6	4.8	3.9	7.2	-	3.4	7.8	6.8	15.5
<i>Item 2130 Subject A05b</i>	<i>N†</i> 812	384	353	535	87	168	199	286	159	540	165	-	421	110	236	33

†=excludes respondents for whom question was inappropriate.

MONITORING THE FUTURE

QUESTIONNAIRE FORM 1 1999	TOTAL	SEX		RACE		REGION				COLLEGE PLANS?		ILLICIT DRUG USE: LIFETIME					
		M	F	White	Black	NE	NC	S	W	Yes	No	None	Mari- juana Only	Few Pills	More Pills	Any Her- oin	
<i>N (Weighted No. of Cases):</i>	2339	1056	1120	1553	282	427	612	853	447	1680	431	1054	630	197	324	39	
<i>% of Weighted Total:</i>	100.0	45.2	47.9	66.4	12.1	18.2	26.2	36.5	19.1	71.8	18.4	45.0	26.9	8.4	13.9	1.7	
B020E: When people over age 30 were present																	
1. Not at all	61.9	60.8	68.1	64.5	64.4	73.2	62.0	55.9	60.5	69.8	51.8	-	78.1	62.7	38.2	20.9	
2. A few of the times	20.7	21.6	18.6	21.4	17.9	14.9	24.6	22.7	18.4	19.1	22.7	-	14.0	24.1	31.1	27.3	
3. Some of the times	11.0	10.3	10.2	9.6	10.9	5.1	10.8	12.7	14.6	6.6	18.8	-	6.5	8.1	17.1	32.1	
4. Most of the times	4.3	5.3	1.9	3.6	3.0	4.9	2.2	5.0	4.8	2.7	4.7	-	1.0	1.3	9.9	13.7	
5. Every time	2.1	2.1	1.2	0.9	3.8	1.8	0.3	3.6	1.8	1.8	2.1	-	0.5	3.8	3.7	6.0	
<i>Item 2140 Subject A05b</i>	<i>N†</i>	817	386	357	540	87	169	201	288	159	545	165	-	422	111	239	33
B020F: During the daytime (before 4:00 p.m.)																	
1. Not at all	37.9	35.6	43.4	40.2	44.5	41.1	37.2	39.7	32.2	40.7	36.8	-	49.7	39.8	18.4	16.5	
2. A few of the times	22.9	23.5	24.1	23.6	22.4	24.9	22.3	20.6	25.6	23.9	22.8	-	26.6	33.4	13.2	14.0	
3. Some of the times	25.1	26.3	21.8	26.6	12.5	21.7	33.3	22.9	22.1	25.5	20.3	-	16.2	14.5	44.9	26.6	
4. Most of the times	9.7	10.0	7.2	6.5	13.6	7.9	5.2	11.5	14.0	6.4	15.1	-	5.2	6.6	16.2	33.5	
5. Every time	4.5	4.6	3.5	3.1	6.9	4.5	2.0	5.3	6.2	3.7	5.0	-	2.3	5.8	7.3	9.3	
<i>Item 2150 Subject A05c</i>	<i>N†</i>	814	385	355	539	86	168	201	287	159	544	164	-	421	110	238	32
B020G: At your home (or apartment or dorm)																	
1. Not at all	49.6	48.4	55.8	54.4	58.2	55.7	51.2	48.1	43.9	55.6	44.8	-	62.3	56.4	29.7	16.0	
2. A few of the times	22.2	21.3	21.0	21.2	14.7	23.5	21.9	21.2	22.8	21.2	21.8	-	21.4	22.7	22.7	19.0	
3. Some of the times	13.7	16.3	10.0	14.8	4.9	11.2	16.1	13.2	14.1	11.4	19.8	-	7.7	10.7	23.3	32.0	
4. Most of the times	10.1	10.2	8.7	7.4	12.0	6.0	8.0	12.0	13.8	8.5	9.5	-	5.6	5.5	18.1	24.9	
5. Every time	4.4	3.8	4.6	2.2	10.2	3.6	2.8	5.4	5.3	3.4	4.1	-	3.0	4.8	6.3	8.1	
<i>Item 2160 Subject A05c</i>	<i>N†</i>	817	386	357	540	87	169	201	288	159	545	165	-	422	111	239	33
B020H: At school																	
1. Not at all	77.9	75.2	83.9	82.5	81.8	78.3	81.8	77.7	73.1	82.5	74.8	-	87.0	83.2	62.0	53.9	
2. A few of the times	10.6	11.2	8.3	8.5	10.9	9.4	10.7	10.6	11.9	9.3	10.4	-	7.7	8.1	16.7	12.6	
3. Some of the times	7.4	8.7	5.4	6.0	3.0	5.6	6.2	7.1	11.4	5.3	11.0	-	3.4	5.7	13.4	22.4	
4. Most of the times	2.4	3.4	1.5	2.2	2.5	5.9	0.9	1.7	1.7	1.7	1.4	-	1.5	1.9	3.9	5.1	
5. Every time	1.7	1.6	0.9	0.9	1.8	0.9	0.4	3.0	2.0	1.2	2.5	-	0.4	1.1	3.9	6.0	
<i>Item 2170 Subject A05c</i>	<i>N†</i>	815	384	356	539	86	168	200	287	159	544	164	-	420	110	239	33
B020I: In a car																	
1. Not at all	26.5	26.7	27.4	29.8	20.4	26.7	18.5	26.7	36.2	27.4	29.7	-	34.7	21.1	15.0	11.9	
2. A few of the times	23.8	25.3	25.1	24.2	31.9	20.4	30.6	23.7	19.2	27.2	17.2	-	28.1	24.5	18.0	12.7	
3. Some of the times	24.4	25.3	22.8	23.5	22.5	29.7	22.4	21.9	25.8	23.6	25.1	-	20.2	21.4	31.1	38.7	
4. Most of the times	19.5	17.6	19.9	18.6	19.8	18.6	22.2	22.1	12.5	17.9	21.5	-	13.6	27.0	28.7	10.3	
5. Every time	5.8	5.1	4.8	3.9	5.4	4.5	6.4	5.7	6.4	3.9	6.5	-	3.4	6.0	7.2	26.4	
<i>Item 2190 Subject A05c</i>	<i>N†</i>	816	385	357	540	86	169	201	287	159	545	165	-	422	110	239	33
B020J: At a park or beach																	
1. Not at all	28.2	27.4	31.4	24.5	43.8	24.6	26.8	29.5	31.4	29.8	27.5	-	41.4	18.3	10.5	20.3	
2. A few of the times	34.1	32.8	37.0	38.2	32.7	38.1	33.5	32.8	32.8	33.8	38.0	-	35.2	39.6	31.7	11.0	
3. Some of the times	20.1	21.0	16.4	19.3	14.3	25.0	24.7	15.6	17.4	18.8	20.8	-	13.1	26.0	28.4	32.6	
4. Most of the times	12.0	10.4	12.5	12.1	3.7	8.8	10.1	14.9	12.5	12.5	7.7	-	6.4	9.1	20.1	36.2	
5. Every time	5.6	8.4	2.7	5.8	5.5	3.5	4.8	7.3	5.9	5.2	6.0	-	3.8	7.0	9.3	-	
<i>Item 30930 Subject A05c</i>	<i>N†</i>	800	379	350	532	82	164	198	280	157	532	163	-	413	111	232	33
B021: How many of the times when you used marijuana or hashish during the last year did you use it along with alcohol—that is, so that their effects overlapped?																	
1. Not at all	50.3	49.8	55.8	54.1	44.2	44.5	50.1	53.5	50.8	52.5	53.1	-	60.3	54.8	33.5	24.0	
2. A few of the times	21.1	22.2	19.0	20.9	22.6	21.1	26.2	17.0	21.9	22.5	18.4	-	20.8	22.5	21.7	14.5	
3. Some of the times	16.8	16.0	16.7	15.9	21.1	19.7	15.7	17.5	14.1	17.0	14.9	-	11.5	12.9	26.6	30.5	
4. Most of the times	7.6	8.0	5.2	6.4	6.6	10.6	6.7	6.8	7.0	5.0	9.3	-	5.1	5.0	12.4	15.1	
5. Every time	4.2	4.1	3.3	2.7	5.5	4.0	1.3	5.2	6.2	2.9	4.3	-	2.2	4.7	5.8	15.9	
<i>Item 2200 Subject A01h</i>	<i>N†</i>	802	378	349	528	86	164	197	285	155	536	159	-	413	108	235	33

†=excludes respondents for whom question was inappropriate.

QUESTIONNAIRE FORM 1 1999	TOTAL	SEX		RACE		REGION				COLLEGE PLANS?		ILLICIT DRUG USE: LIFETIME					
		M	F	White	Black	NE	NC	S	W	Yes	No	None	Mari- juana Only	Few Pills	More Pills	Any Her- oin	
<i>N (Weighted No. of Cases):</i>	2339	1056	1120	1553	282	427	612	853	447	1680	431	1054	630	197	324	39	
<i>% of Weighted Total:</i>	100.0	45.2	47.9	66.4	12.1	18.2	26.2	36.5	19.1	71.8	18.4	45.0	26.9	8.4	13.9	1.7	
B022: What have been the most important reasons for your using marijuana or hashish? (Mark all that apply.)																	
A. To experiment—to see what it's like	63.7	63.7	64.6	67.0	52.3	60.2	68.0	62.6	63.8	66.2	62.6	-	71.2	63.7	51.5	48.8	
B. To relax or relieve tension	58.0	57.1	56.2	57.0	47.8	58.2	62.9	57.8	52.2	59.0	46.9	-	48.4	54.2	73.7	77.1	
C. To feel good or get high	76.5	75.3	77.7	78.9	58.3	80.8	81.1	72.9	72.6	79.1	66.4	-	70.5	75.8	86.3	83.1	
D. To seek deeper insights and understanding	18.3	22.4	12.6	17.8	20.3	14.7	24.7	17.0	16.6	17.4	18.3	-	13.2	7.7	31.5	27.7	
E. To have a good time with my friends	66.6	69.6	64.3	70.5	42.6	70.8	73.7	57.5	69.6	66.6	64.1	-	59.5	74.4	75.6	62.4	
F. To fit in with a group I like	6.3	7.1	6.1	6.4	4.5	4.6	8.7	2.8	11.5	6.6	5.8	-	7.2	10.0	4.3	-	
G. To get away from my problems or troubles	25.6	24.7	25.8	23.3	23.9	20.5	27.5	25.9	27.9	21.3	29.2	-	21.4	31.8	29.8	28.7	
H. Because of boredom, nothing else to do	32.6	32.8	30.1	31.9	24.8	31.5	36.9	32.4	28.6	30.3	33.6	-	24.2	38.5	43.4	44.6	
I. Because of anger or frustration	19.3	18.6	17.5	15.0	24.0	17.6	18.0	20.7	19.9	15.9	19.5	-	14.1	21.1	24.3	38.8	
J. To get through the day	10.8	11.0	8.8	9.2	8.7	10.3	9.6	10.5	13.5	7.7	14.0	-	6.0	11.4	17.2	27.0	
K. To increase the effects of some other drug(s)	17.5	17.7	15.2	18.6	4.4	19.1	18.5	18.4	13.0	16.5	13.4	-	6.4	15.8	34.5	45.5	
L. To decrease (offset) the effects of some other drugs(s)	4.4	4.5	3.7	5.0	1.8	3.5	5.2	4.2	4.7	3.5	5.5	-	0.9	-	10.4	21.6	
M. Because I am "hooked"—I have to have it	5.8	5.3	4.1	3.4	11.1	5.7	3.0	6.5	7.9	3.6	7.4	-	2.0	6.6	9.5	25.1	
<i>Item 2210-2330 Subject A06a</i>	<i>N†</i>	<i>806</i>	<i>380</i>	<i>355</i>	<i>536</i>	<i>84</i>	<i>168</i>	<i>197</i>	<i>284</i>	<i>157</i>	<i>541</i>	<i>162</i>	<i>-</i>	<i>414</i>	<i>111</i>	<i>237</i>	<i>33</i>
B023: When you use marijuana or hashish, how high do you usually get?																	
1. Not at all high	6.8	8.7	4.2	6.0	14.8	5.4	5.1	8.0	8.0	6.7	8.1	-	11.1	1.9	2.4	-	
2. A little high	19.8	20.0	21.2	19.4	28.0	24.4	18.1	19.6	17.2	19.6	22.0	-	26.0	20.8	8.2	10.4	
3. Moderately high	43.7	40.7	46.0	46.4	30.5	47.9	43.9	40.7	44.1	47.2	34.8	-	41.1	42.7	48.1	51.4	
4. Very high	29.8	30.7	28.6	28.2	26.7	22.3	32.8	31.6	30.7	26.5	35.1	-	21.7	34.6	41.3	38.2	
<i>Item 2340 Subject A01e</i>	<i>N†</i>	<i>812</i>	<i>385</i>	<i>352</i>	<i>539</i>	<i>86</i>	<i>169</i>	<i>200</i>	<i>287</i>	<i>156</i>	<i>545</i>	<i>165</i>	<i>-</i>	<i>421</i>	<i>112</i>	<i>238</i>	<i>30</i>
B024: When you use marijuana or hashish, how long do you usually stay high?																	
1. Usually don't get high	7.6	9.2	5.8	7.1	15.5	6.7	6.8	8.5	7.9	7.6	10.0	-	13.1	1.1	2.3	-	
2. One to two hours	51.8	47.7	55.8	50.5	51.8	56.2	46.9	50.3	56.2	51.3	49.3	-	55.0	49.7	45.5	63.3	
3. Three to six hours	33.5	35.9	31.6	36.5	23.2	30.4	42.5	33.3	25.9	33.9	35.1	-	28.3	38.3	41.7	26.7	
4. Seven to 24 hours	5.9	5.4	6.5	5.1	5.9	5.5	3.8	6.0	8.7	6.4	2.7	-	3.3	9.5	8.6	4.1	
5. More than 24 hours	1.2	1.7	0.2	0.8	3.5	1.1	-	1.9	1.3	0.7	2.8	-	0.3	1.4	2.0	6.0	
<i>Item 2350 Subject A01f</i>	<i>N†</i>	<i>814</i>	<i>384</i>	<i>356</i>	<i>539</i>	<i>86</i>	<i>168</i>	<i>201</i>	<i>286</i>	<i>158</i>	<i>544</i>	<i>164</i>	<i>-</i>	<i>420</i>	<i>112</i>	<i>237</i>	<i>33</i>
B025: During the LAST MONTH, about how many marijuana cigarettes (joints, reefers), or the equivalent, did you smoke a day, on the average? (If you shared them with other people, count only the amount YOU smoked.)																	
1. None	38.6	36.0	45.5	39.9	44.9	43.9	36.7	35.0	41.8	42.1	36.1	-	53.2	33.9	19.3	11.8	
2. Less than 1 a day	31.3	31.9	32.6	37.5	13.6	31.3	39.3	29.0	24.7	34.9	28.4	-	32.7	41.6	27.3	21.9	
3. 1 a day	9.2	10.0	8.6	8.6	7.9	5.9	10.2	10.6	8.7	9.2	11.2	-	5.6	7.4	16.2	7.0	
4. 2-3 a day	11.1	10.1	8.7	8.6	6.9	9.3	10.4	11.9	12.4	8.1	9.9	-	2.8	7.4	23.5	27.7	
5. 4-6 a day	6.1	6.9	3.4	3.2	13.9	4.9	2.2	8.6	7.7	3.6	6.5	-	3.6	5.2	8.6	19.5	
6. 7-10 a day	2.0	2.9	0.4	1.3	7.3	1.4	1.1	3.0	1.8	1.3	3.1	-	1.0	3.3	2.3	6.1	
7. 11 or more a day	1.8	2.1	0.7	0.8	5.6	3.2	-	1.8	2.9	0.9	4.8	-	1.0	1.2	2.9	6.0	
<i>Item 2360 Subject A01d</i>	<i>N†</i>	<i>736</i>	<i>351</i>	<i>314</i>	<i>485</i>	<i>78</i>	<i>152</i>	<i>187</i>	<i>258</i>	<i>139</i>	<i>492</i>	<i>144</i>	<i>-</i>	<i>361</i>	<i>100</i>	<i>230</i>	<i>33</i>
B026: Do you know how much marijuana you have used (in ounces) during the LAST MONTH?																	
8. Don't know	23.2	21.2	26.6	23.7	13.2	29.6	23.5	18.0	25.6	24.8	21.4	-	22.3	32.2	22.7	12.4	
1. None	32.8	30.6	39.6	32.4	45.0	37.7	32.2	30.7	32.3	36.5	29.3	-	46.7	23.2	16.2	11.8	
2. Less than ½ ounce	15.1	16.6	13.9	17.5	11.5	10.0	19.6	16.5	12.3	16.3	14.6	-	15.5	22.6	12.4	10.2	
3. About ½ ounce	7.4	7.5	7.8	8.2	5.9	9.7	5.8	8.1	5.5	6.3	7.9	-	4.3	7.5	11.9	11.7	
4. About 1 ounce	6.6	7.5	3.5	6.3	4.5	3.3	9.9	6.8	5.6	4.9	8.1	-	4.4	3.6	11.1	9.1	
5. About 2 ounces	6.8	7.2	5.2	6.8	4.4	4.6	5.0	8.3	8.9	6.0	5.4	-	2.2	5.1	12.6	25.1	
6. 3 to 5 ounces	5.6	6.7	2.3	3.6	10.0	3.9	2.3	8.1	7.1	3.4	9.7	-	3.6	3.9	9.1	9.7	
7. 6 or more ounces	2.4	2.7	1.2	1.6	5.5	1.2	1.7	3.5	2.7	1.9	3.5	-	0.9	1.8	4.0	10.1	
<i>Item 2370 Subject A01d</i>	<i>N†</i>	<i>738</i>	<i>351</i>	<i>317</i>	<i>488</i>	<i>78</i>	<i>155</i>	<i>186</i>	<i>258</i>	<i>139</i>	<i>495</i>	<i>145</i>	<i>-</i>	<i>366</i>	<i>100</i>	<i>229</i>	<i>33</i>

†=excludes respondents for whom question was inappropriate.

MONITORING THE FUTURE

QUESTIONNAIRE FORM 1 1999	TOTAL	SEX		RACE		REGION				COLLEGE PLANS?		ILLICIT DRUG USE: LIFETIME				
		M	F	White	Black	NE	NC	S	W	Yes	No	None	Mari- juana Only	Few Pills	More Pills	Any Her- oin
<i>N (Weighted No. of Cases):</i> <i>% of Weighted Total:</i>	2339 100.0	1056 45.2	1120 47.9	1553 66.4	282 12.1	427 18.2	612 26.2	853 36.5	447 19.1	1680 71.8	431 18.4	1054 45.0	630 26.9	197 8.4	324 13.9	39 1.7
B027: Have you ever tried to stop using marijuana or hashish and found that you couldn't stop?																
1. Yes	8.6	9.1	6.9	6.3	18.3	7.9	7.3	9.3	9.7	5.7	15.1	-	6.7	7.1	12.1	15.5
2. No	91.4	90.9	93.1	93.7	81.7	92.1	92.7	90.7	90.3	94.3	84.9	-	93.3	92.9	87.9	84.5
<i>Item 2380 Subject A01i</i> <i>N†</i>	809	383	354	537	85	169	201	282	158	545	160	-	416	113	238	33
B028: Thinking back over your whole life, has there ever been a period when you used marijuana or hashish on a daily, or almost daily, basis for at least a month?																
1. No—GO TO Q.B032	82.4	81.8	85.8	84.1	86.1	82.3	85.7	81.3	79.9	85.8	78.3	100.0	79.9	78.7	41.3	29.7
2. Yes	17.6	18.2	14.2	15.9	13.9	17.7	14.3	18.7	20.1	14.2	21.7	-	20.1	21.3	58.7	70.3
<i>Item 21180 Subject A01a</i> <i>N</i>	2225	1026	1082	1515	258	406	585	807	426	1629	419	1011	614	193	320	37
B029: How old were you when you first smoked marijuana or hashish that frequently?																
1. Grade 6 or earlier	4.5	5.3	3.1	3.6	3.8	5.1	1.0	4.2	8.5	3.9	6.7	-	2.4	3.2	5.6	13.0
2. Grade 7 or 8	28.1	25.4	27.2	25.5	26.1	20.8	22.5	34.7	27.5	25.3	25.7	-	14.1	30.0	36.2	62.3
3. Grade 9 (Freshman)	24.1	21.9	24.9	23.1	20.7	20.5	25.7	24.6	24.4	25.1	20.0	-	29.0	17.6	22.2	16.4
4. Grade 10 (Sophomore)	22.4	26.6	22.1	21.7	29.6	20.4	28.8	18.7	24.5	24.2	22.9	-	27.7	10.2	22.8	6.4
5. Grade 11 (Junior)	17.8	16.4	20.9	23.4	13.8	30.5	18.6	15.3	10.7	18.8	21.3	-	22.0	36.0	11.9	-
6. Grade 12 (Senior)	3.1	4.4	1.8	2.7	6.0	2.7	3.3	2.5	4.3	2.7	3.3	-	4.9	3.0	1.4	1.9
<i>Item 21190 Subject A01g</i> <i>N†</i>	438	214	172	267	46	79	94	177	88	257	106	-	162	47	189	25
B030: How recently did you use marijuana or hashish on a daily, or almost daily, basis for at least a month?																
1. During the past month	32.1	37.1	20.6	30.6	31.3	36.1	31.0	30.5	32.7	29.9	23.3	-	23.2	30.9	39.4	43.4
2. 2 months ago	8.4	9.9	5.7	8.9	7.2	2.0	10.5	12.3	3.8	9.0	4.6	-	7.6	8.0	8.4	7.6
3. 3 to 9 months ago	16.4	11.1	25.2	19.2	19.1	17.6	18.2	15.0	16.4	17.6	20.8	-	19.2	20.6	13.9	9.3
4. About 1 year ago	17.1	17.7	15.7	18.1	11.4	26.5	18.4	16.3	9.7	17.6	20.2	-	21.6	10.8	16.7	7.8
5. About 2 years ago	13.6	14.7	15.8	12.1	15.1	8.4	12.5	11.4	23.1	12.8	16.4	-	13.3	15.8	12.0	17.6
6. 3 or more years ago	12.4	9.5	17.1	11.0	15.8	9.3	9.4	14.4	14.3	13.1	14.7	-	15.0	13.9	9.7	14.2
<i>Item 21200 Subject A01a</i> <i>N†</i>	425	207	169	256	45	74	94	168	89	252	96	-	155	45	187	26
B031: Over your whole lifetime, during how many months have you used marijuana or hashish on a daily or near-daily basis?																
1. Less than 3 months	31.1	31.7	33.5	33.8	29.5	41.3	35.9	25.1	28.7	38.4	20.4	-	51.0	30.1	18.3	9.9
2. 3 to 9 months	20.0	22.3	20.2	22.5	12.2	16.9	17.5	22.1	21.5	21.7	21.8	-	15.6	39.2	19.3	6.6
3. About 1 year	8.4	4.7	12.4	7.7	6.6	5.8	6.3	10.4	8.7	8.6	5.8	-	8.5	3.0	10.2	4.9
4. About 1 and ½ years	5.8	4.0	8.8	4.7	3.7	2.4	12.8	5.6	1.9	4.0	12.4	-	6.2	7.0	6.2	2.5
5. About 2 years	12.0	14.9	7.8	12.5	12.9	20.3	14.2	8.5	9.0	9.9	11.3	-	6.6	6.9	16.6	14.9
6. About 3 to 5 years	16.5	16.3	13.8	14.8	26.1	6.7	12.2	20.4	21.6	13.1	18.8	-	9.6	11.9	20.1	43.0
7. 6 to 9 years	4.8	3.1	3.4	3.7	6.1	6.5	1.1	6.3	4.2	3.6	4.4	-	1.6	2.0	6.6	18.1
8. 10 or more years	1.5	3.1	-	0.3	2.9	-	-	1.5	4.4	0.5	5.1	-	0.9	-	2.8	-
<i>Item 21210 Subject A01a</i> <i>N†</i>	430	212	169	263	47	76	93	172	89	252	102	-	155	47	188	26
B032: Do you think you will be using marijuana or hashish five years from now?																
1. I definitely will	3.1	3.4	2.0	2.1	4.5	2.3	3.5	2.7	3.8	2.1	4.3	0.5	3.0	2.8	10.3	16.5
2. I probably will	10.5	12.1	7.5	9.9	9.3	11.0	8.9	12.7	8.0	9.0	11.5	0.3	14.1	15.8	30.4	38.6
3. I probably will not	19.9	20.4	19.2	19.5	19.6	26.6	17.8	16.7	22.5	19.8	18.9	6.9	35.1	28.7	26.1	27.1
4. I definitely will not	66.6	64.2	71.3	68.5	66.6	60.1	69.9	67.8	65.8	69.1	65.3	92.3	47.8	52.6	33.2	17.8
<i>Item 2390 Subject A04a</i> <i>N</i>	2262	1034	1105	1530	275	411	589	825	437	1648	425	1034	625	195	317	39
The next questions are about LSD, the psychedelic drug which is sometimes called "acid".																
B033: On how many occasions (if any) have you taken LSD . . .																

†=excludes respondents for whom question was inappropriate.

DESCRIPTIVE RESULTS: 1999

57

QUESTIONNAIRE FORM 1 1999	TOTAL	SEX		RACE		REGION				COLLEGE PLANS?		ILLICIT DRUG USE: LIFETIME				
		M	F	White	Black	NE	NC	S	W	Yes	No	None	Mari- juana Only	Few Pills	More Pills	Any Her- oin
<i>N (Weighted No. of Cases):</i> <i>% of Weighted Total:</i>	2339 100.0	1056 45.2	1120 47.9	1553 66.4	282 12.1	427 18.2	612 26.2	853 36.5	447 19.1	1680 71.8	431 18.4	1054 45.0	630 26.9	197 8.4	324 13.9	39 1.7
B033A: . . . in your lifetime?																
1. 0 occasions	88.4	88.2	90.7	88.4	97.6	90.2	89.3	87.2	87.3	90.3	88.0	100.0	100.0	77.2	41.4	22.5
2. 1-2	4.0	3.8	3.8	4.2	0.6	3.2	4.2	3.9	4.8	3.8	4.3	-	-	22.8	12.8	9.9
3. 3-5	2.4	2.7	2.0	2.0	0.8	1.3	2.3	2.8	2.9	2.0	3.3	-	-	-	15.6	10.8
4. 6-9	1.3	1.2	1.0	1.0	0.5	1.0	1.1	1.3	2.0	1.1	0.3	-	-	-	6.4	24.0
5. 10-19	1.8	1.9	1.5	2.2	-	1.9	1.4	2.6	1.0	1.7	1.4	-	-	-	11.7	10.8
6. 20-39	1.0	1.0	0.6	1.1	-	0.9	1.1	1.0	0.9	0.7	0.4	-	-	-	6.2	4.7
7. 40 or more	1.1	1.2	0.4	1.1	0.5	1.6	0.7	1.2	1.1	0.5	2.3	-	-	-	5.8	17.3
<i>Item 890 Subject A01a</i>	<i>N</i> 2233	<i>1018</i>	<i>1095</i>	<i>1521</i>	<i>261</i>	<i>415</i>	<i>587</i>	<i>806</i>	<i>425</i>	<i>1640</i>	<i>414</i>	<i>1031</i>	<i>615</i>	<i>195</i>	<i>317</i>	<i>39</i>
B033B: . . . during the last 12 months?																
1. 0 occasions	91.8	91.4	94.2	91.9	98.0	92.6	91.8	91.2	92.1	93.5	92.0	100.0	100.0	89.4	56.5	33.3
2. 1-2	3.5	3.4	3.1	3.4	1.1	2.7	3.3	4.1	3.2	3.1	3.1	-	-	10.6	15.6	19.9
3. 3-5	2.0	2.4	1.1	1.8	0.5	1.2	2.1	2.1	2.7	1.4	2.0	-	-	-	12.0	20.0
4. 6-9	1.1	1.1	0.5	1.2	-	1.6	1.1	0.9	1.2	0.7	1.5	-	-	-	5.8	18.1
5. 10-19	1.0	0.8	1.0	1.1	-	1.7	0.8	0.9	0.5	0.8	0.4	-	-	-	6.4	3.5
6. 20-39	0.2	0.4	*	0.2	0.4	*	0.4	0.2	0.2	0.2	0.2	-	-	-	1.6	-
7. 40 or more	0.4	0.6	0.1	0.4	0.1	0.2	0.6	0.5	0.1	0.3	0.7	-	-	-	2.0	5.2
<i>Item 900 Subject A01b</i>	<i>N</i> 2234	<i>1018</i>	<i>1095</i>	<i>1521</i>	<i>261</i>	<i>414</i>	<i>588</i>	<i>806</i>	<i>425</i>	<i>1640</i>	<i>414</i>	<i>1032</i>	<i>615</i>	<i>195</i>	<i>316</i>	<i>39</i>
B033C: . . . during the last 30 days?																
1. 0 occasions	97.2	97.4	98.5	97.6	99.1	94.8	97.7	97.4	98.6	98.2	97.4	100.0	100.0	98.6	84.5	74.7
2. 1-2	2.0	1.8	1.4	1.7	0.5	4.6	1.9	1.2	1.3	1.2	1.6	-	-	1.4	10.8	20.1
3. 3-5	0.5	0.6	0.1	0.6	-	0.2	0.5	0.8	0.1	0.3	0.9	-	-	-	3.3	-
4. 6-9	0.1	0.1	0.1	0.1	-	0.3	-	0.2	-	0.1	-	-	-	-	0.9	-
5. 10-19	0.1	0.1	*	*	0.4	*	-	0.4	-	0.1	-	-	-	-	0.3	5.2
6. 20-39	-	-	-	-	-	-	-	-	-	-	-	-	-	-	-	-
7. 40 or more	*	0.1	-	-	0.1	0.1	-	-	0.1	*	0.1	-	-	-	0.2	-
<i>Item 910 Subject A01c</i>	<i>N</i> 2236	<i>1020</i>	<i>1095</i>	<i>1523</i>	<i>261</i>	<i>414</i>	<i>588</i>	<i>808</i>	<i>425</i>	<i>1640</i>	<i>416</i>	<i>1032</i>	<i>615</i>	<i>195</i>	<i>319</i>	<i>39</i>
IF YOU HAVE NOT TAKEN LSD IN THE LAST TWELVE MONTHS, GO TO Q.B041.																
B034: When you used LSD during the last year, how often did you use it in each of the following situations?																
B034A: When you were alone																
1. Not at all	85.0	78.6	95.2	86.2	62.0	85.0	89.0	83.0	84.4	87.7	74.9	-	-	89.5	85.2	80.5
2. A few of the times	9.1	11.5	4.8	7.9	15.3	14.0	5.3	6.7	14.7	5.5	17.3	-	-	10.5	9.4	6.7
3. Some of the times	3.7	5.3	-	3.1	17.5	-	5.7	5.7	-	5.6	-	-	-	-	2.5	12.7
4. Most of the times	1.4	2.9	-	2.1	-	-	-	3.4	-	-	7.1	-	-	-	1.8	-
5. Every time	0.8	1.7	-	0.8	5.3	1.0	-	1.3	0.8	1.2	0.8	-	-	-	1.1	-
<i>Item 2400 Subject A05a</i>	<i>N†</i> 183	<i>88</i>	<i>64</i>	<i>123</i>	<i>5</i>	<i>31</i>	<i>44</i>	<i>74</i>	<i>34</i>	<i>103</i>	<i>36</i>	<i>-</i>	<i>-</i>	<i>20</i>	<i>136</i>	<i>26</i>
B034B: With just 1 or 2 other people																
1. Not at all	19.8	15.9	28.0	21.3	38.3	17.4	26.3	19.2	14.9	22.9	19.4	-	-	46.8	17.2	9.9
2. A few of the times	29.8	27.4	37.4	29.1	-	40.3	26.9	22.5	39.4	25.6	32.5	-	-	22.1	27.3	49.4
3. Some of the times	12.2	12.7	8.2	12.6	-	11.8	11.7	14.6	8.1	13.0	9.3	-	-	-	12.8	18.6
4. Most of the times	21.2	27.3	9.3	20.0	32.8	14.7	22.3	25.8	15.7	15.3	36.2	-	-	6.5	26.2	7.2
5. Every time	17.1	16.7	17.1	17.0	28.9	15.8	12.9	18.0	21.9	23.2	2.6	-	-	24.6	16.5	14.9
<i>Item 2410 Subject A05b</i>	<i>N†</i> 181	<i>88</i>	<i>64</i>	<i>121</i>	<i>5</i>	<i>31</i>	<i>44</i>	<i>72</i>	<i>34</i>	<i>103</i>	<i>34</i>	<i>-</i>	<i>-</i>	<i>20</i>	<i>134</i>	<i>26</i>
B034C: At a party																
1. Not at all	32.9	37.4	33.6	34.2	39.0	49.3	23.2	25.0	48.0	34.9	34.9	-	-	58.5	28.3	35.1
2. A few of the times	26.2	24.8	17.4	25.9	14.1	25.8	37.3	27.0	10.5	17.6	34.5	-	-	34.9	27.0	16.4
3. Some of the times	16.5	22.4	10.5	16.3	24.2	17.6	21.3	14.1	14.4	21.2	6.3	-	-	-	20.6	7.8
4. Most of the times	13.7	6.2	23.3	13.5	-	2.0	7.1	19.6	19.8	12.9	13.2	-	-	-	13.4	25.9
5. Every time	10.8	9.1	15.2	10.0	22.7	5.4	11.1	14.4	7.4	13.4	11.0	-	-	6.6	10.7	14.8
<i>Item 2420 Subject A05c</i>	<i>N†</i> 183	<i>88</i>	<i>64</i>	<i>123</i>	<i>5</i>	<i>31</i>	<i>44</i>	<i>74</i>	<i>34</i>	<i>103</i>	<i>36</i>	<i>-</i>	<i>-</i>	<i>20</i>	<i>136</i>	<i>26</i>
B034D: When your date or spouse was present																
1. Not at all	52.7	62.3	44.1	51.2	77.3	40.7	50.5	53.8	64.1	52.2	58.1	-	-	48.3	52.7	55.2
2. A few of the times	25.5	25.7	23.2	28.4	17.5	24.1	34.1	27.9	10.9	23.2	28.2	-	-	25.0	26.6	21.1
3. Some of the times	6.7	2.6	6.5	5.3	-	10.6	3.8	8.9	2.1	6.2	-	-	-	12.0	7.2	-
4. Most of the times	6.3	4.7	11.8	7.0	-	14.8	4.7	3.6	6.6	7.3	10.0	-	-	-	6.3	11.6
5. Every time	8.7	4.8	14.4	8.1	5.3	9.7	6.9	5.8	16.4	11.1	3.7	-	-	14.7	7.2	12.2
<i>Item 2430 Subject A05b</i>	<i>N†</i> 179	<i>88</i>	<i>62</i>	<i>119</i>	<i>5</i>	<i>30</i>	<i>42</i>	<i>72</i>	<i>34</i>	<i>101</i>	<i>34</i>	<i>-</i>	<i>-</i>	<i>20</i>	<i>132</i>	<i>26</i>

†=excludes respondents for whom question was inappropriate. *=less than .05 percent.

QUESTIONNAIRE FORM 1 1999	TOTAL	SEX		RACE		REGION				COLLEGE PLANS?		ILLICIT DRUG USE: LIFETIME					
		M	F	White	Black	NE	NC	S	W	Yes	No	None	Mari- juana Only	Few Pills	More Pills	Any Her- oin	
<i>N (Weighted No. of Cases):</i>	2339	1056	1120	1553	282	427	612	853	447	1680	431	1054	630	197	324	39	
<i>% of Weighted Total:</i>	100.0	45.2	47.9	66.4	12.1	18.2	26.2	36.5	19.1	71.8	18.4	45.0	26.9	8.4	13.9	1.7	
B034E: When people over age 30 were present																	
1. Not at all	68.7	66.6	79.4	72.6	77.3	80.6	64.6	70.6	59.1	74.0	59.2	-	-	97.1	66.5	57.4	
2. A few of the times	19.7	18.7	11.2	16.3	-	15.5	26.0	16.4	22.5	10.1	33.0	-	-	-	21.6	25.9	
3. Some of the times	6.9	10.8	1.5	6.6	17.5	-	9.4	10.2	2.9	9.3	2.9	-	-	-	6.7	13.6	
4. Most of the times	2.1	-	6.0	2.5	-	2.9	-	1.0	6.5	2.9	2.3	-	-	-	2.3	3.0	
5. Every time	2.6	4.0	1.8	1.9	5.3	1.0	-	1.8	9.1	3.7	2.6	-	-	2.9	3.0	-	
<i>Item 2440 Subject A05b</i>	<i>N†</i>	<i>181</i>	<i>88</i>	<i>64</i>	<i>121</i>	<i>5</i>	<i>31</i>	<i>44</i>	<i>72</i>	<i>34</i>	<i>103</i>	<i>34</i>	<i>-</i>	<i>-</i>	<i>20</i>	<i>134</i>	<i>26</i>
B034F: During the daytime (before 4:00 p.m.)																	
1. Not at all	52.6	50.6	61.9	55.0	38.3	33.8	64.1	58.8	42.0	60.0	37.6	-	-	66.7	50.9	49.4	
2. A few of the times	26.6	25.3	21.6	22.5	-	40.4	25.0	17.8	34.5	17.6	40.0	-	-	20.7	28.3	22.9	
3. Some of the times	12.2	11.8	10.9	14.3	17.5	10.2	9.0	13.3	15.7	13.9	10.1	-	-	-	12.4	20.8	
4. Most of the times	5.0	6.2	4.3	4.6	23.7	12.0	-	5.4	4.4	4.1	9.8	-	-	-	5.5	6.9	
5. Every time	3.6	6.1	1.3	3.5	20.5	3.6	1.9	4.7	3.4	4.4	2.6	-	-	12.5	3.0	-	
<i>Item 2450 Subject A05c</i>	<i>N†</i>	<i>180</i>	<i>87</i>	<i>64</i>	<i>120</i>	<i>5</i>	<i>31</i>	<i>44</i>	<i>72</i>	<i>34</i>	<i>103</i>	<i>34</i>	<i>-</i>	<i>-</i>	<i>20</i>	<i>134</i>	<i>26</i>
B034G: At your home (or apartment or dorm)																	
1. Not at all	50.8	40.6	62.9	49.2	62.0	62.5	42.6	55.3	41.1	53.9	46.0	-	-	42.9	53.6	40.8	
2. A few of the times	29.4	36.2	22.2	29.7	-	19.4	40.8	18.6	46.9	23.5	46.2	-	-	33.0	26.4	43.5	
3. Some of the times	6.3	9.5	0.5	6.5	-	4.6	11.3	5.2	3.7	5.2	3.7	-	-	-	8.4	0.6	
4. Most of the times	8.2	7.9	7.6	8.3	32.8	12.5	3.4	10.8	5.1	9.5	-	-	-	16.0	6.5	11.6	
5. Every time	5.2	5.8	6.9	6.3	5.3	1.0	1.9	10.1	3.2	7.8	4.1	-	-	8.1	5.2	3.6	
<i>Item 2460 Subject A05c</i>	<i>N†</i>	<i>180</i>	<i>87</i>	<i>64</i>	<i>120</i>	<i>5</i>	<i>31</i>	<i>44</i>	<i>72</i>	<i>34</i>	<i>103</i>	<i>34</i>	<i>-</i>	<i>-</i>	<i>20</i>	<i>134</i>	<i>26</i>
B034H: At school																	
1. Not at all	76.5	71.1	88.3	80.4	37.8	70.9	85.7	73.2	76.8	78.4	68.4	-	-	89.2	74.4	77.2	
2. A few of the times	14.8	17.7	9.9	13.5	24.2	19.7	12.4	13.8	15.5	17.2	6.7	-	-	2.4	18.3	6.7	
3. Some of the times	5.4	6.2	-	5.0	17.5	2.6	1.9	10.9	0.8	2.7	15.5	-	-	-	5.8	7.8	
4. Most of the times	1.2	2.5	-	0.8	-	3.2	-	-	3.5	1.0	3.5	-	-	-	-	8.3	
5. Every time	2.1	2.7	1.8	0.3	20.5	3.6	-	2.1	3.4	0.6	6.0	-	-	8.4	1.6	-	
<i>Item 2470 Subject A05c</i>	<i>N†</i>	<i>180</i>	<i>87</i>	<i>64</i>	<i>120</i>	<i>5</i>	<i>31</i>	<i>44</i>	<i>72</i>	<i>34</i>	<i>103</i>	<i>34</i>	<i>-</i>	<i>-</i>	<i>20</i>	<i>134</i>	<i>26</i>
B034I: In a car																	
1. Not at all	49.9	38.0	68.9	47.7	41.1	49.0	41.2	52.7	56.1	56.6	24.4	-	-	69.1	47.5	46.2	
2. A few of the times	25.1	30.2	21.4	26.1	38.3	21.9	32.6	20.6	28.1	18.5	46.4	-	-	26.9	25.7	21.3	
3. Some of the times	14.5	14.5	6.0	12.8	-	12.8	14.9	17.0	10.1	16.0	10.6	-	-	-	13.7	30.0	
4. Most of the times	8.5	14.2	2.3	11.6	-	9.7	11.4	7.9	4.9	6.4	17.7	-	-	-	11.0	2.6	
5. Every time	2.0	3.1	1.4	1.8	20.5	6.5	-	1.8	0.8	2.4	0.8	-	-	4.0	2.1	-	
<i>Item 2490 Subject A05c</i>	<i>N†</i>	<i>180</i>	<i>87</i>	<i>64</i>	<i>120</i>	<i>5</i>	<i>31</i>	<i>44</i>	<i>72</i>	<i>34</i>	<i>103</i>	<i>34</i>	<i>-</i>	<i>-</i>	<i>20</i>	<i>134</i>	<i>26</i>
B035: How many of the times when you used LSD during the last year did you use it along with each of the following drugs—that is, so that their effects overlapped?																	
B035A: With alcohol																	
1. Not at all	40.6	46.2	43.8	45.9	24.8	29.1	40.8	41.9	47.8	46.4	38.7	-	-	86.2	32.0	52.7	
2. A few of the times	25.4	19.8	25.0	23.0	-	48.7	16.7	14.1	40.2	20.3	28.2	-	-	6.7	29.6	16.9	
3. Some of the times	12.5	15.6	9.7	12.5	34.3	5.7	25.5	12.0	2.9	11.7	19.8	-	-	-	15.0	8.4	
4. Most of the times	13.3	11.0	10.1	10.8	33.5	11.4	6.9	23.1	2.1	12.7	7.5	-	-	-	14.4	17.4	
5. Every time	8.2	7.5	11.3	7.7	7.4	5.0	10.2	8.9	7.1	8.9	6.0	-	-	7.1	9.1	4.5	
<i>Item 2500 Subject A01h</i>	<i>N†</i>	<i>180</i>	<i>85</i>	<i>64</i>	<i>122</i>	<i>4</i>	<i>30</i>	<i>43</i>	<i>73</i>	<i>33</i>	<i>103</i>	<i>34</i>	<i>-</i>	<i>-</i>	<i>19</i>	<i>135</i>	<i>26</i>
B035B: With marijuana																	
1. Not at all	17.2	15.1	27.7	20.2	-	28.5	21.0	10.8	15.7	24.4	13.7	-	-	42.4	13.1	18.7	
2. A few of the times	15.9	16.5	10.1	16.9	31.6	17.6	19.3	18.4	4.2	11.5	20.6	-	-	34.5	14.0	11.4	
3. Some of the times	12.0	13.0	13.4	11.2	-	5.9	10.6	13.4	16.5	17.1	1.6	-	-	-	15.0	5.9	
4. Most of the times	16.0	14.2	9.6	12.6	23.7	15.8	15.6	16.7	15.3	9.5	21.8	-	-	2.4	15.3	30.6	
5. Every time	38.9	41.1	39.1	39.1	44.7	32.2	33.5	40.8	48.3	37.4	42.3	-	-	20.7	42.6	33.4	
<i>Item 2510 Subject A01h</i>	<i>N†</i>	<i>182</i>	<i>88</i>	<i>64</i>	<i>123</i>	<i>5</i>	<i>31</i>	<i>44</i>	<i>74</i>	<i>33</i>	<i>103</i>	<i>36</i>	<i>-</i>	<i>-</i>	<i>20</i>	<i>136</i>	<i>26</i>

†=excludes respondents for whom question was inappropriate.

QUESTIONNAIRE FORM 1 1999	TOTAL	SEX		RACE		REGION				COLLEGE PLANS?		ILLICIT DRUG USE: LIFETIME					
		M	F	White	Black	NE	NC	S	W	Yes	No	None	Mari- juana Only	Few Pills	More Pills	Any Her- oin	
<i>N (Weighted No. of Cases):</i>	2339	1056	1120	1553	282	427	612	853	447	1680	431	1054	630	197	324	39	
<i>% of Weighted Total:</i>	100.0	45.2	47.9	66.4	12.1	18.2	26.2	36.5	19.1	71.8	18.4	45.0	26.9	8.4	13.9	1.7	
B036: What have been the most important reasons for your taking LSD? (Mark all that apply.)																	
A. To experiment—to see what it's like	82.7	83.0	80.5	84.3	58.3	88.7	91.8	79.8	72.0	83.3	80.2	-	-	97.6	79.0	90.8	
B. To relax or relieve tension	12.0	14.1	9.6	11.7	22.7	5.5	17.8	14.0	6.3	12.7	15.4	-	-	-	14.0	11.2	
C. To feel good or get high	68.2	73.9	58.8	65.7	46.4	71.2	62.3	65.8	78.6	71.7	58.3	-	-	25.3	72.0	81.9	
D. To seek deeper insights and understanding	45.5	52.7	32.7	49.7	36.9	38.8	67.4	42.9	28.9	45.8	45.1	-	-	29.9	50.1	33.5	
E. To have a good time with my friends	57.6	61.6	45.2	57.5	70.6	68.9	57.2	62.1	38.0	58.8	59.8	-	-	27.0	64.2	46.3	
F. To fit in with a group I like	2.2	0.3	5.9	3.1	5.3	-	6.0	1.5	0.8	3.7	0.8	-	-	-	3.0	-	
G. To get away from my problems or troubles	7.5	8.1	4.6	5.0	5.3	18.5	7.5	5.1	2.6	6.8	2.4	-	-	6.4	8.6	2.5	
H. Because of boredom, nothing else to do	24.3	25.2	22.4	22.4	5.3	18.9	22.3	21.2	38.7	22.2	31.4	-	-	17.6	20.9	47.5	
I. Because of anger or frustration	2.8	4.5	1.8	2.7	5.3	3.6	-	3.4	4.3	2.2	7.8	-	-	-	3.7	-	
J. To get through the day	2.1	1.6	-	2.6	5.3	3.6	-	3.3	0.8	1.1	7.5	-	-	-	2.8	-	
K. To increase the effects of some other drug(s)	14.2	16.8	6.8	10.3	5.3	13.1	13.3	13.7	17.6	16.2	13.4	-	-	-	13.4	29.7	
L. To decrease (offset) the effects of some other drug(s)	1.7	0.9	-	2.4	5.3	-	1.1	3.3	0.8	0.5	7.5	-	-	2.4	2.0	-	
M. Because I am "hooked"—I have to have it	2.7	1.7	2.3	1.2	22.7	5.7	-	4.0	0.8	3.6	0.8	-	-	-	2.2	7.8	
<i>Item 2520-2640 Subject A06a</i>	<i>N†</i>	182	88	64	123	5	31	44	74	34	103	36	-	-	20	136	26
B037: When you take LSD, how high do you usually get?																	
1. Not at all high	-	-	-	-	-	-	-	-	-	-	-	-	-	-	-	-	
2. A little high	4.6	5.9	1.8	2.5	17.5	-	7.6	3.1	8.6	3.9	3.8	-	-	4.8	4.6	4.8	
3. Moderately high	19.1	20.1	25.7	22.6	15.3	11.3	14.9	19.6	31.5	19.3	25.4	-	-	17.1	20.5	12.6	
4. Very high	76.3	74.0	72.4	74.9	67.2	88.7	77.5	77.3	59.8	76.8	70.7	-	-	78.1	74.9	82.6	
<i>Item 2650 Subject A01e</i>	<i>N†</i>	176	87	58	118	5	30	43	72	31	101	34	-	-	20	133	23
B038: When you take LSD, how long do you usually stay high?																	
1. Usually don't get high	0.6	1.1	-	0.8	-	3.3	-	-	-	1.0	-	-	-	-	0.8	-	
2. Two hours or less	1.9	2.5	1.8	1.9	-	2.9	-	1.8	3.5	1.9	-	-	-	6.8	-	8.7	
3. Three to six hours	21.9	26.7	16.3	17.5	29.4	21.0	11.6	22.8	34.5	24.1	20.8	-	-	27.1	21.7	18.2	
4. Seven to 24 hours	71.0	65.8	77.1	74.8	65.3	69.9	83.6	68.5	61.1	69.3	70.6	-	-	63.6	73.3	64.2	
5. More than 24 hours	4.6	3.8	4.7	4.9	5.3	2.9	4.8	6.9	0.9	3.7	8.6	-	-	2.6	4.2	8.9	
<i>Item 2660 Subject A01f</i>	<i>N†</i>	173	86	58	117	5	30	42	71	31	101	33	-	-	19	131	23
B039: Have you ever had a "bad trip" on LSD?																	
1. No	55.9	61.0	49.0	56.1	53.1	51.9	80.7	48.1	44.9	54.0	65.9	-	-	72.7	54.5	48.9	
2. Yes, once	31.7	25.2	40.2	30.3	24.2	42.6	14.3	29.9	47.6	35.7	21.9	-	-	27.3	33.6	26.6	
3. Yes, more than once	12.4	13.9	10.9	13.6	22.7	5.5	5.0	22.0	7.5	10.3	12.2	-	-	-	11.9	24.5	
<i>Item 2670 Subject A01k</i>	<i>N†</i>	181	87	61	120	5	31	43	73	34	101	36	-	-	18	136	26
B040: Have you ever tried to stop using LSD and found that you couldn't stop?																	
1. Yes	2.2	0.9	5.2	0.4	-	1.0	1.1	-	9.5	0.8	-	-	-	2.8	0.2	12.4	
2. No	97.8	99.1	94.8	99.6	100.0	99.0	98.9	100.0	90.5	99.2	100.0	-	-	97.2	99.8	87.6	
<i>Item 2680 Subject A01i</i>	<i>N†</i>	181	88	61	120	5	31	44	72	34	101	36	-	-	18	136	26
B041: Do you think you will be using LSD five years from now?																	
1. I definitely will	0.9	0.9	0.6	0.7	1.5	0.3	1.1	1.2	0.4	0.9	0.5	0.2	0.8	1.6	2.4	5.4	
2. I probably will	1.8	2.5	0.6	1.4	0.9	0.9	1.7	2.1	2.1	1.2	3.2	-	0.1	2.5	8.6	17.4	
3. I probably will not	7.5	7.6	6.8	8.0	2.2	10.9	7.2	6.7	6.3	6.9	8.2	2.1	6.9	10.4	21.5	32.9	
4. I definitely will not	89.8	88.9	92.1	89.9	95.4	87.9	89.9	89.9	91.1	91.0	88.1	97.7	92.2	85.4	67.4	44.3	
<i>Item 2690 Subject A04a</i>	<i>N</i>	2171	988	1071	1484	256	395	567	788	421	1601	394	1023	570	182	310	37
The next questions are about PSYCHEDELICS OTHER THAN LSD. This group would include the following drugs: Mescaline, Peyote, Psilocybin, PCP.																	
B042: On how many occasions (if any) have you taken psychedelics other than LSD . . .																	

†=excludes respondents for whom question was inappropriate.

MONITORING THE FUTURE

QUESTIONNAIRE FORM 1 1999	TOTAL	SEX		RACE		REGION				COLLEGE PLANS?		ILLICIT DRUG USE: LIFETIME				
		M	F	White	Black	NE	NC	S	W	Yes	No	None	Mari- juana Only	Few Pills	More Pills	Any Her- oin
<i>N (Weighted No. of Cases):</i>	2339	1056	1120	1553	282	427	612	853	447	1680	431	1054	630	197	324	39
<i>% of Weighted Total:</i>	100.0	45.2	47.9	66.4	12.1	18.2	26.2	36.5	19.1	71.8	18.4	45.0	26.9	8.4	13.9	1.7
B042A: . . . in your lifetime?																
1. 0 occasions	93.4	93.0	95.3	93.4	98.7	92.4	95.8	93.6	90.8	95.0	93.0	100.0	100.0	91.7	64.0	46.3
2. 1-2	2.3	2.2	2.1	2.2	0.5	2.6	2.2	1.5	3.5	2.2	1.0	-	-	8.3	8.9	18.8
3. 3-5	1.6	1.6	1.5	1.7	-	1.4	1.5	1.0	3.0	1.1	3.0	-	-	-	10.3	10.8
4. 6-9	0.8	0.9	0.4	0.6	0.9	1.3	0.2	1.2	0.7	0.5	0.8	-	-	-	5.6	4.2
5. 10-19	1.0	1.5	0.5	1.5	-	1.2	0.3	1.7	0.7	0.8	1.2	-	-	-	7.1	4.3
6. 20-39	0.5	0.4	0.1	0.4	-	1.1	-	0.6	0.5	0.3	0.2	-	-	-	2.8	7.5
7. 40 or more	0.3	0.4	0.2	0.2	-	0.1	-	0.5	0.8	0.1	0.8	-	-	-	1.4	8.1
<i>Item 920 Subject A01a</i>	<i>N</i> 2212	1013	1084	1517	255	414	582	792	423	1627	407	1037	604	189	304	39
B042B: . . . during the last 12 months?																
1. 0 occasions	95.5	95.4	97.0	95.8	99.0	94.5	97.6	95.7	93.2	96.9	95.0	100.0	100.0	93.9	74.3	73.4
2. 1-2	2.0	1.4	2.3	2.0	0.2	2.1	1.3	1.7	3.6	1.7	1.7	-	-	6.1	9.7	11.1
3. 3-5	1.3	1.9	0.2	1.0	0.9	2.1	0.8	0.6	2.2	0.5	2.0	-	-	-	8.6	4.3
4. 6-9	0.5	0.5	0.4	0.6	-	1.0	-	0.8	0.4	0.4	0.2	-	-	-	3.2	6.1
5. 10-19	0.4	0.4	*	0.4	-	0.1	0.3	0.6	0.4	0.3	0.9	-	-	-	2.1	5.2
6. 20-39	0.2	0.3	-	0.2	-	-	-	0.5	0.2	0.1	0.2	-	-	-	1.7	-
7. 40 or more	*	0.1	-	-	-	0.1	-	0.1	-	0.1	-	-	-	-	0.3	-
<i>Item 930 Subject A01b</i>	<i>N</i> 2215	1016	1084	1516	258	414	581	792	426	1630	406	1037	608	189	303	39
B042C: . . . during the last 30 days?																
1. 0 occasions	98.1	98.0	99.3	98.2	99.8	96.9	99.3	98.0	97.9	98.9	98.1	100.0	100.0	99.0	88.7	86.2
2. 1-2	1.4	1.6	0.6	1.5	0.2	2.2	0.7	1.1	2.0	0.8	1.9	-	-	1.0	8.9	4.4
3. 3-5	0.2	0.3	0.2	0.3	-	0.5	-	0.3	0.1	0.2	0.1	-	-	-	1.1	4.3
4. 6-9	0.1	-	*	*	-	0.3	-	0.3	-	0.1	-	-	-	-	0.4	5.2
5. 10-19	0.1	-	-	-	-	-	-	0.2	-	-	-	-	-	-	0.5	-
6. 20-39	-	-	-	-	-	-	-	-	-	-	-	-	-	-	-	-
7. 40 or more	*	0.1	-	-	-	0.1	-	0.1	-	0.1	-	-	-	-	0.3	-
<i>Item 940 Subject A01c</i>	<i>N</i> 2215	1016	1084	1516	258	414	581	792	426	1630	406	1037	608	189	303	39
IF YOU HAVE NOT TAKEN ANY PSYCHEDELICS OTHER THAN LSD IN THE LAST TWELVE MONTHS, GO TO Q.B046.																
B043: When you take psychedelics other than LSD, how high do you usually get?																
1. Not at all high	2.8	4.4	2.2	-	37.5	-	-	4.7	4.0	-	8.6	-	-	-	2.7	-
2. A little high	7.2	4.8	11.7	7.0	-	11.3	11.9	4.7	5.1	8.5	3.0	-	-	25.2	5.8	-
3. Moderately high	16.1	17.2	19.3	17.3	29.9	21.7	18.0	13.6	14.2	18.0	21.7	-	-	12.8	17.8	8.6
4. Very high	73.8	73.6	66.8	75.7	32.5	67.0	70.1	77.0	76.7	73.5	66.7	-	-	62.0	73.8	91.4
<i>Item 2700 Subject A01e</i>	<i>N†</i> 98	47	31	64	4	21	14	35	28	48	21	-	-	11	76	10
B044: When you take psychedelics other than LSD, how long do you usually stay high?																
1. Usually don't get high	2.8	4.4	2.2	-	37.5	-	-	4.7	4.0	-	8.6	-	-	8.7	1.5	-
2. One to two hours	7.1	6.3	8.9	7.9	-	11.4	11.0	3.3	6.6	7.5	3.0	-	-	5.2	5.7	19.9
3. Three to six hours	44.9	47.0	52.6	43.2	62.5	36.6	28.2	45.9	58.0	46.2	52.0	-	-	56.7	44.3	40.1
4. Seven to 24 hours	42.2	40.3	36.3	48.8	-	50.5	60.8	38.5	31.4	39.9	36.3	-	-	29.4	47.3	20.5
5. More than 24 hours	3.1	2.1	-	-	-	1.5	-	7.7	-	6.3	-	-	-	-	1.3	19.5
<i>Item 2710 Subject A01f</i>	<i>N†</i> 98	47	31	64	4	21	14	35	28	48	21	-	-	11	76	10
B045: What psychedelics other than LSD have you taken during the last year? (Mark all that apply.)																
A. Mescaline	20.8	21.0	20.4	22.6	21.6	11.2	16.7	20.0	30.8	22.5	22.9	-	-	-	20.2	48.8
B. Peyote	18.8	19.1	8.0	15.2	21.6	7.3	22.7	18.6	25.2	17.2	14.7	-	-	-	17.0	52.5
C. Psilocybin	28.5	45.9	8.2	33.2	29.9	28.1	10.5	33.8	31.2	31.8	30.8	-	-	5.8	30.0	43.4
D. PCP	24.9	19.4	14.3	15.6	62.5	18.5	23.9	43.8	6.5	24.1	11.5	-	-	4.4	27.9	25.9
E. Concentrated THC	28.7	33.4	14.8	22.9	51.5	21.8	30.0	23.6	39.4	22.7	41.7	-	-	7.3	30.9	37.2
F. Other	44.5	33.2	51.3	42.1	21.6	58.1	54.8	34.5	42.1	43.6	50.5	-	-	69.0	39.3	60.0
G. Don't know the names of some I have used	22.7	17.4	30.2	17.6	15.9	19.0	17.0	21.1	30.1	22.4	19.8	-	-	13.5	24.4	15.0
<i>Item 2720-2780 Subject A01i</i>	<i>N†</i> 97	47	31	63	4	20	14	35	28	47	21	-	-	11	75	10

†=excludes respondents for whom question was inappropriate. *=less than .05 percent.

DESCRIPTIVE RESULTS: 1999

61

QUESTIONNAIRE FORM 1 1999	TOTAL	SEX		RACE		REGION				COLLEGE PLANS?		ILLICIT DRUG USE: LIFETIME				
		M	F	White	Black	NE	NC	S	W	Yes	No	None	Mari- juana Only	Few Pills	More Pills	Any Her- oin
<i>N (Weighted No. of Cases):</i> <i>% of Weighted Total:</i>	2339 100.0	1056 45.2	1120 47.9	1553 66.4	282 12.1	427 18.2	612 26.2	853 36.5	447 19.1	1680 71.8	431 18.4	1054 45.0	630 26.9	197 8.4	324 13.9	39 1.7
The next questions are about some non-prescription drugs.																
B046: Some types of diet pills (also called appetite suppressants) can be sold legally without a doctor's prescription by drugstores, through the mail, etc. These "over-the-counter" drugs include Dexatrim, Dietac, Prolamine, and others. On how many occasions (if any) have you taken such non-prescription diet pills . . .																
B046A: . . . in your lifetime?																
1. 0 occasions	82.9	93.5	73.6	81.7	90.0	81.2	84.2	82.1	84.2	82.7	84.7	90.4	86.2	65.6	62.9	73.2
2. 1-2	6.8	3.2	10.0	6.8	6.4	9.4	5.6	6.9	5.7	6.7	7.5	4.3	7.8	19.2	6.4	7.0
3. 3-5	3.6	0.6	6.0	4.0	1.0	3.5	4.1	3.0	4.2	3.7	2.9	2.2	1.9	6.0	9.7	11.9
4. 6-9	1.6	0.5	2.7	1.8	1.2	0.9	1.8	1.6	1.9	1.5	1.2	0.6	1.3	2.8	4.1	-
5. 10-19	1.8	0.9	2.7	2.1	0.6	0.6	2.2	2.3	1.6	1.9	1.5	1.1	1.5	2.7	4.5	1.8
6. 20-39	0.8	0.3	1.3	1.0	-	2.1	0.3	0.7	0.4	0.9	0.6	0.3	0.6	0.7	2.4	-
7. 40 or more	2.5	1.0	3.8	2.6	0.7	2.3	1.7	3.5	2.0	2.6	1.6	1.1	0.8	2.9	10.0	6.1
<i>Item 21220 Subject A01a</i>	<i>N</i> 2240	1029	1096	1524	263	413	584	814	429	1647	419	1040	613	191	311	39
B046B: . . . during the last 12 months?																
1. 0 occasions	89.8	96.0	84.3	89.1	94.9	91.4	89.6	88.8	90.7	89.6	90.9	93.7	94.5	80.1	73.3	83.8
2. 1-2	4.6	1.6	7.6	4.7	3.1	4.2	4.7	4.5	5.3	4.6	4.8	3.5	2.9	12.0	7.6	8.6
3. 3-5	1.5	0.7	2.2	1.8	0.6	1.1	1.2	2.0	1.3	1.6	1.0	1.0	0.2	3.6	4.1	4.8
4. 6-9	1.1	0.5	1.6	1.2	0.7	0.4	1.7	1.2	0.9	1.1	0.8	0.8	0.7	1.9	2.3	-
5. 10-19	0.9	0.2	1.7	0.9	0.4	0.3	1.2	1.1	0.8	0.9	1.3	0.2	0.7	0.9	4.2	-
6. 20-39	0.8	0.5	1.2	1.0	-	1.1	0.7	0.9	0.4	1.0	0.3	0.2	0.3	1.2	3.8	0.4
7. 40 or more	1.2	0.6	1.4	1.3	0.4	1.5	0.9	1.6	0.7	1.2	1.0	0.6	0.7	0.3	4.7	2.4
<i>Item 21230 Subject A01b</i>	<i>N</i> 2242	1033	1093	1521	267	412	585	814	432	1647	419	1041	617	189	311	39
B046C: . . . during the last 30 days?																
1. 0 occasions	94.6	97.4	92.2	93.9	98.1	95.1	94.9	92.9	96.8	94.5	94.7	97.3	97.7	91.5	81.1	90.9
2. 1-2	2.7	1.0	4.3	3.2	0.8	3.0	2.4	3.5	1.5	2.9	2.2	1.8	0.9	6.9	6.4	9.1
3. 3-5	0.8	0.4	1.0	0.9	-	0.3	0.8	1.2	0.4	0.7	1.4	0.2	0.3	0.7	3.8	-
4. 6-9	0.7	0.5	0.9	0.8	0.4	0.4	0.6	0.8	0.9	0.6	1.3	0.3	0.2	-	3.5	-
5. 10-19	0.5	0.2	0.9	0.5	0.4	0.6	0.6	0.7	0.1	0.7	-	0.2	0.2	0.6	2.4	-
6. 20-39	0.3	0.2	0.5	0.4	-	0.3	0.3	0.5	0.2	0.4	0.2	0.1	0.6	0.3	0.9	-
7. 40 or more	0.4	0.4	0.3	0.2	0.4	0.4	0.5	0.5	0.1	0.3	0.2	0.1	0.2	-	1.9	-
<i>Item 21240 Subject A01c</i>	<i>N</i> 2237	1030	1092	1521	264	411	584	814	428	1643	419	1039	613	189	310	39
B047: Some stay-awake pills can be sold legally without a doctor's prescription by drugstores, through the mail, etc. These non-prescription or "over-the-counter" drugs include No-Doz, Vivarin, Wake, Caffedrine, and others.																
On how many occasions (if any) have you taken such non-prescription stay-awake pills . . .																
B047A: . . . in your lifetime?																
1. 0 occasions	74.5	76.7	73.1	70.8	92.2	75.4	73.6	72.9	77.8	75.8	73.0	89.2	71.3	60.4	43.9	44.9
2. 1-2	10.8	10.7	11.5	12.7	5.2	11.6	10.3	11.9	8.8	10.3	11.3	7.1	14.0	21.2	12.1	2.2
3. 3-5	5.1	4.5	5.7	5.7	2.3	3.4	6.0	5.2	5.1	4.6	7.6	1.5	7.6	6.2	9.4	12.1
4. 6-9	2.2	2.2	2.1	2.6	-	1.6	1.7	2.1	3.6	2.3	1.5	0.7	1.7	2.2	8.2	4.8
5. 10-19	3.6	3.3	3.9	4.4	-	3.9	4.0	4.2	1.9	3.8	2.8	0.8	3.4	6.1	11.6	8.6
6. 20-39	1.9	1.6	1.9	2.1	-	2.5	2.9	1.0	1.3	1.5	2.2	0.4	0.9	2.0	7.7	6.1
7. 40 or more	1.9	1.1	1.8	1.7	0.3	1.7	1.5	2.7	1.4	1.7	1.6	0.3	1.1	1.8	7.1	21.3
<i>Item 21250 Subject A01a</i>	<i>N</i> 2250	1035	1101	1531	267	414	588	814	434	1653	420	1043	617	190	313	39
B047B: . . . during the last 12 months?																
1. 0 occasions	84.3	85.5	84.1	82.1	97.8	84.0	82.7	84.4	86.7	85.0	85.7	94.2	83.9	76.2	59.4	60.3
2. 1-2	7.7	7.2	8.3	9.1	1.9	7.7	8.2	8.0	6.3	7.3	7.3	4.2	9.5	12.9	13.2	3.6
3. 3-5	3.1	3.2	2.8	3.8	-	3.1	3.6	2.8	2.7	3.4	1.9	0.8	3.0	5.4	8.5	13.1
4. 6-9	1.3	1.2	1.3	1.2	-	0.6	1.3	1.7	1.4	1.1	1.3	0.2	1.0	1.6	5.3	3.9
5. 10-19	2.0	1.8	2.4	2.4	0.2	2.9	2.3	1.2	2.2	2.1	2.2	0.3	1.9	2.5	7.7	4.7
6. 20-39	0.8	0.4	1.0	0.8	-	0.6	1.5	0.6	0.4	0.7	0.8	0.2	0.6	1.5	1.8	8.8
7. 40 or more	0.8	0.6	0.2	0.5	0.1	1.1	0.3	1.2	0.3	0.5	0.6	0.1	*	-	4.2	5.6
<i>Item 21260 Subject A01b</i>	<i>N</i> 2243	1031	1100	1529	267	411	586	811	434	1651	418	1043	615	187	311	39

*=less than .05 percent.

MONITORING THE FUTURE

QUESTIONNAIRE FORM 1 1999	TOTAL	SEX		RACE		REGION				COLLEGE PLANS?		ILLICIT DRUG USE: LIFETIME				
		M	F	White	Black	NE	NC	S	W	Yes	No	None	Mari- juana Only	Few Pills	More Pills	Any Her- oin
<i>N (Weighted No. of Cases):</i>	2339	1056	1120	1553	282	427	612	853	447	1680	431	1054	630	197	324	39
<i>% of Weighted Total:</i>	100.0	45.2	47.9	66.4	12.1	18.2	26.2	36.5	19.1	71.8	18.4	45.0	26.9	8.4	13.9	1.7
B047C: . . . during the last 30 days?																
1. 0 occasions	93.2	95.0	92.6	92.5	99.3	93.3	92.9	92.3	95.1	94.0	93.5	98.1	94.1	90.6	78.4	80.4
2. 1-2	3.6	3.4	3.5	4.1	0.4	2.7	3.4	4.7	2.6	2.9	4.3	1.3	3.8	5.9	8.4	4.3
3. 3-5	1.5	0.7	2.0	1.8	-	1.5	2.5	0.9	1.1	1.4	1.3	0.3	1.5	2.3	4.8	2.7
4. 6-9	0.9	0.3	1.3	1.1	0.2	1.6	0.7	0.6	0.8	0.9	0.8	0.2	0.3	0.8	4.5	-
5. 10-19	0.3	0.1	0.4	0.2	-	0.1	0.2	0.6	0.3	0.4	-	-	0.2	0.4	1.0	7.1
6. 20-39	0.3	0.1	0.1	0.1	-	0.4	0.1	0.5	-	0.1	-	0.1	0.1	-	1.3	-
7. 40 or more	0.3	0.4	0.1	0.2	0.1	0.4	0.2	0.5	0.1	0.3	0.1	-	-	-	1.6	5.6
<i>Item 21270 Subject A01c</i>	<i>N</i> 2243	1031	1100	1529	267	411	586	811	434	1651	418	1043	615	187	311	39
B048: In addition to non-prescription diet and stay-awake pills, there are other stimulants and pep pills which can be sold legally in most states without a prescription—usually by mail. These are sometimes called “fake pep pills,” “imitation speed,” or “look-alikes,” because they look like prescription amphetamines and sometimes have similar names. Other than the diet pills and stay-awake pills you have already told us about, on how many occasions (if any) have you taken other non-prescription stimulants or pep pills . . .																
B048A: . . . in your lifetime?																
1. 0 occasions	90.8	92.8	90.3	90.0	97.5	91.2	92.2	88.1	93.7	91.6	91.5	97.3	95.4	80.8	68.4	65.8
2. 1-2	4.5	3.9	4.7	4.8	1.1	3.6	3.6	5.5	4.7	4.0	4.9	1.8	2.7	12.7	12.0	7.0
3. 3-5	1.6	1.1	2.1	2.2	0.3	2.0	1.9	1.9	0.5	1.7	1.7	0.5	0.9	4.9	4.4	9.4
4. 6-9	0.9	0.7	1.2	1.2	-	1.3	0.7	1.4	0.1	1.1	0.1	0.1	0.5	0.5	4.6	4.0
5. 10-19	0.7	0.7	0.7	0.6	0.4	0.7	0.3	1.2	0.5	0.7	0.3	0.2	0.4	-	3.5	3.0
6. 20-39	0.3	0.2	0.4	0.3	-	0.3	0.5	0.1	0.3	0.2	0.2	0.2	-	-	1.5	-
7. 40 or more	1.1	0.7	0.7	0.9	0.7	0.8	0.8	1.9	0.2	0.8	1.3	0.1	-	1.1	5.6	10.8
<i>Item 21280 Subject A01a</i>	<i>N</i> 2249	1033	1102	1530	267	416	588	812	434	1655	421	1045	617	191	312	39
B048B: . . . during the last 12 months?																
1. 0 occasions	95.0	95.4	95.6	94.6	98.9	94.9	95.2	93.3	98.1	95.6	94.8	99.0	97.8	88.9	80.1	87.5
2. 1-2	2.6	2.4	2.6	3.0	-	2.7	2.7	3.4	1.1	2.3	3.1	0.4	2.2	8.7	7.2	4.3
3. 3-5	0.8	0.7	0.9	1.0	-	1.3	0.8	0.9	-	0.9	0.6	0.3	0.1	1.4	3.7	-
4. 6-9	0.5	0.5	0.4	0.5	0.4	0.1	0.1	1.0	0.3	0.5	0.2	-	-	-	3.0	3.0
5. 10-19	0.3	0.2	0.3	0.3	0.2	0.3	0.4	0.1	0.5	0.3	0.2	0.2	-	-	1.4	-
6. 20-39	0.2	0.1	0.1	0.1	-	0.1	0.2	0.2	-	0.2	-	0.1	-	-	0.3	5.2
7. 40 or more	0.7	0.6	0.1	0.5	0.5	0.6	0.7	1.0	0.1	0.3	1.1	-	-	1.1	4.1	-
<i>Item 21290 Subject A01b</i>	<i>N</i> 2244	1030	1100	1528	267	414	586	812	432	1652	419	1045	615	190	310	39
B048C: . . . during the last 30 days?																
1. 0 occasions	97.6	98.1	98.0	97.7	99.3	98.4	98.3	95.9	99.0	97.9	97.8	99.5	99.5	94.9	89.8	91.8
2. 1-2	1.2	1.2	1.2	1.5	-	0.7	0.7	2.4	0.1	1.2	1.0	0.2	0.5	4.0	4.3	-
3. 3-5	0.3	0.1	0.5	0.4	-	0.1	0.4	0.3	0.3	0.4	-	0.2	-	-	1.6	-
4. 6-9	0.2	0.1	0.1	0.2	0.2	*	-	0.4	0.4	0.1	0.6	-	-	-	1.2	3.0
5. 10-19	0.1	-	0.1	-	-	-	-	0.3	0.1	0.2	-	0.1	-	-	0.2	5.2
6. 20-39	0.2	0.1	0.1	-	0.3	0.4	-	0.3	-	*	-	0.1	-	-	1.2	-
7. 40 or more	0.3	0.4	0.1	0.2	0.1	0.3	0.5	0.3	0.1	0.2	0.6	-	-	1.1	1.6	-
<i>Item 21300 Subject A01c</i>	<i>N</i> 2244	1030	1100	1528	267	414	586	812	432	1652	419	1045	615	190	310	39
The next questions are about AMPHETAMINES, which doctors have prescribed to help people lose weight or to give people more energy. Drugstores are not supposed to sell them without a prescription from a doctor.																
Amphetamines are sometimes called: uppers, ups, speed, bennies, dexies, pep pills, diet pills, meth or crystal meth. They include the following drugs: Benzedrine, Dexedrine, Methedrine, Ritalin, Preludin, Dexamyl, Methamphetamine.																
IN YOUR ANSWERS ABOUT AMPHETAMINES, DO NOT INCLUDE ANY NON-PRESCRIPTION OR OVER-THE-COUNTER DRUGS.																

QUESTIONNAIRE FORM 1 1999	TOTAL	SEX		RACE		REGION				COLLEGE PLANS?		ILLICIT DRUG USE: LIFETIME				
		M	F	White	Black	NE	NC	S	W	Yes	No	None	Mari- juana Only	Few Pills	More Pills	Any Her- oin
<i>N (Weighted No. of Cases):</i>	2339	1056	1120	1553	282	427	612	853	447	1680	431	1054	630	197	324	39
<i>% of Weighted Total:</i>	100.0	45.2	47.9	66.4	12.1	18.2	26.2	36.5	19.1	71.8	18.4	45.0	26.9	8.4	13.9	1.7
B049: Have you ever taken amphetamines because a doctor told you to use them?																
1. No	93.9	93.7	95.0	93.7	97.5	94.6	94.8	92.0	95.6	94.5	94.1	96.8	97.0	91.3	81.3	79.0
2. Yes, but I had already tried them on my own	1.5	1.2	1.4	1.3	0.8	0.9	1.1	2.1	1.5	1.0	1.8	0.1	-	1.4	8.2	10.0
3. Yes, and it was the first time I took any	4.6	5.1	3.5	5.0	1.7	4.5	4.1	6.0	2.9	4.5	4.1	3.1	3.0	7.3	10.4	11.1
<i>Item 2790 Subject A01j</i>	<i>N</i> 2253	1034	1104	1533	270	415	589	813	437	1649	423	1042	617	193	316	39
B050: On how many occasions (if any) have you taken amphetamines on your own—that is, without a doctor telling you to take them . . .																
B050A: . . . in your lifetime?																
1. 0 occasions	88.8	91.3	87.7	88.6	96.8	88.8	90.5	87.0	89.6	89.6	88.5	100.0	100.0	72.4	44.3	32.9
2. 1-2	4.1	3.0	5.3	4.0	1.6	3.6	4.5	4.2	3.9	4.0	4.6	-	-	27.6	10.9	14.2
3. 3-5	1.8	2.2	1.5	2.0	0.2	1.4	0.8	2.7	1.9	1.8	1.8	-	-	-	13.1	0.9
4. 6-9	1.0	1.0	1.1	1.2	0.6	0.3	0.7	1.7	0.7	1.0	1.1	-	-	-	6.1	8.1
5. 10-19	1.5	1.3	1.5	1.5	0.4	3.1	0.7	1.7	0.8	1.5	0.9	-	-	-	10.1	6.8
6. 20-39	0.7	0.7	0.7	0.8	0.4	1.2	1.0	0.4	0.6	0.5	0.9	-	-	-	4.2	9.4
7. 40 or more	2.1	0.7	2.2	1.8	-	1.4	1.8	2.3	2.5	1.4	2.2	-	-	-	11.4	27.6
<i>Item 980 Subject A01a</i>	<i>N</i> 2238	1026	1099	1527	266	413	587	807	430	1647	417	1040	613	191	310	39
B050B: . . . during the last 12 months?																
1. 0 occasions	93.6	94.7	93.7	93.5	99.1	93.9	94.2	93.2	93.4	94.5	92.6	100.0	100.0	92.8	63.8	56.9
2. 1-2	2.5	2.6	2.4	2.6	0.1	1.5	2.5	2.6	3.4	2.2	3.6	-	-	7.2	12.7	8.5
3. 3-5	0.9	1.2	0.6	1.1	-	0.8	0.6	1.4	0.3	0.9	0.9	-	-	-	5.5	6.9
4. 6-9	0.8	0.3	0.8	0.7	0.4	1.9	0.6	0.4	0.4	0.7	0.3	-	-	-	4.8	5.2
5. 10-19	1.2	0.7	1.6	1.1	0.4	1.0	1.2	0.9	1.9	0.8	1.8	-	-	-	7.4	10.3
6. 20-39	0.3	0.2	0.2	0.3	-	0.8	0.3	0.2	-	0.3	0.2	-	-	-	1.0	10.4
7. 40 or more	0.7	0.3	0.6	0.7	-	0.1	0.5	1.1	0.6	0.6	0.6	-	-	-	4.8	1.7
<i>Item 990 Subject A01b</i>	<i>N</i> 2234	1026	1095	1523	265	413	585	806	430	1644	416	1040	613	188	309	39
B050C: . . . during the last 30 days?																
1. 0 occasions	96.8	97.8	97.0	97.1	99.6	96.0	97.7	96.6	96.9	97.5	96.4	100.0	100.0	97.4	82.4	68.8
2. 1-2	1.3	1.6	1.1	1.5	-	1.9	0.7	1.3	1.6	1.1	2.3	-	-	2.6	7.0	6.9
3. 3-5	0.7	0.3	0.7	0.5	-	1.4	0.9	0.4	0.2	0.5	0.7	-	-	-	4.1	5.2
4. 6-9	0.5	0.2	0.6	0.5	0.4	0.1	0.1	0.8	1.0	0.3	0.6	-	-	-	2.6	11.3
5. 10-19	0.2	-	0.2	*	-	0.5	-	0.2	0.1	0.3	-	-	-	-	0.9	5.2
6. 20-39	0.1	-	0.2	0.1	-	-	0.4	-	0.1	0.1	-	-	-	-	0.6	2.7
7. 40 or more	0.3	0.1	0.3	0.2	-	0.1	0.2	0.7	0.1	0.3	-	-	-	-	2.5	-
<i>Item 1000 Subject A01c</i>	<i>N</i> 2232	1026	1094	1522	265	413	584	806	430	1644	415	1040	613	187	308	39
IF YOU HAVE NOT TAKEN AMPHETAMINES IN THE LAST TWELVE MONTHS, GO TO Q.B059.																
THE FOLLOWING QUESTIONS REFER ONLY TO TAKING AMPHETAMINES WITHOUT A DOCTOR'S ORDERS. IF YOU HAVE NOT DONE THIS IN THE LAST TWELVE MONTHS, GO TO Q.B059.																
B051: When you used amphetamines during the last year, how often did you use them in each of the following situations?																
B051A: When you were alone																
1. Not at all	50.9	69.1	43.2	50.3	39.1	52.5	63.9	39.7	55.1	50.1	57.3	-	-	70.3	49.4	47.8
2. A few of the times	20.9	15.6	21.1	23.8	13.1	25.6	16.1	23.7	17.4	16.5	27.5	-	-	9.0	22.1	21.1
3. Some of the times	11.9	4.2	16.7	12.0	-	5.5	6.4	15.8	16.5	16.0	2.8	-	-	20.7	9.5	21.8
4. Most of the times	7.1	2.1	8.0	5.5	47.9	1.9	2.5	14.2	3.4	6.1	2.9	-	-	-	8.3	4.0
5. Every time	9.2	9.1	11.0	8.3	-	14.6	11.1	6.5	7.5	11.2	9.6	-	-	-	10.8	5.3
<i>Item 2800 Subject A05a</i>	<i>N†</i> 139	54	67	97	2	24	34	53	28	90	28	-	-	12	111	17

†=excludes respondents for whom question was inappropriate. *=less than .05 percent.

MONITORING THE FUTURE

QUESTIONNAIRE FORM 1 1999	TOTAL	SEX		RACE		REGION				COLLEGE PLANS?		ILLCIT DRUG USE: LIFETIME					
		M	F	White	Black	NE	NC	S	W	Yes	No	None	Mari- juana Only	Few Pills	More Pills	Any Her- oin	
<i>N (Weighted No. of Cases):</i>	2339	1056	1120	1553	282	427	612	853	447	1680	431	1054	630	197	324	39	
<i>% of Weighted Total:</i>	100.0	45.2	47.9	66.4	12.1	18.2	26.2	36.5	19.1	71.8	18.4	45.0	26.9	8.4	13.9	1.7	
B051B: With just 1 or 2 other people																	
1. Not at all	19.6	18.7	22.6	16.7	47.9	28.5	8.4	15.8	30.9	25.0	7.6	-	-	28.5	18.1	22.9	
2. A few of the times	27.4	23.3	33.1	30.8	13.1	47.6	39.7	16.5	16.7	29.3	21.5	-	-	33.3	30.9	0.9	
3. Some of the times	24.0	18.2	28.5	25.8	39.1	9.0	19.9	34.2	22.7	24.5	21.3	-	-	20.7	20.6	48.1	
4. Most of the times	13.0	8.8	11.5	11.8	-	-	10.8	20.8	12.0	9.9	12.5	-	-	-	14.6	11.2	
5. Every time	16.1	31.1	4.4	15.0	-	14.9	21.3	12.7	17.7	11.2	37.2	-	-	17.5	15.8	16.9	
<i>Item 2810 Subject A05b</i>	<i>N†</i>	136	54	64	98	2	25	31	52	28	91	26	-	-	12	108	17
B051C: At a party																	
1. Not at all	42.1	49.6	44.0	47.5	60.9	42.0	52.3	37.5	39.5	44.5	57.6	-	-	93.6	39.9	20.3	
2. A few of the times	12.7	13.9	10.5	12.7	-	16.1	28.7	2.1	12.0	9.4	16.4	-	-	6.4	14.7	4.2	
3. Some of the times	14.5	12.0	19.1	14.6	-	15.0	11.4	13.2	20.1	19.2	4.9	-	-	-	17.6	5.1	
4. Most of the times	22.2	17.3	17.0	18.7	-	11.0	7.6	34.0	26.0	17.0	21.2	-	-	-	19.9	52.9	
5. Every time	8.5	7.1	9.4	6.5	39.1	15.9	-	13.3	2.4	9.9	-	-	-	-	8.0	17.6	
<i>Item 2820 Subject A05c</i>	<i>N†</i>	136	54	64	98	2	25	31	52	28	91	26	-	-	12	108	17
B051D: When your date or spouse was present																	
1. Not at all	61.6	76.9	62.9	63.9	60.9	55.3	78.3	51.3	68.4	66.8	70.7	-	-	82.4	62.2	43.0	
2. A few of the times	18.6	14.2	16.6	19.9	-	20.9	15.5	20.1	17.0	15.1	27.0	-	-	17.6	18.2	21.9	
3. Some of the times	5.4	-	8.3	4.5	-	10.2	-	7.9	2.4	5.9	-	-	-	-	6.2	4.2	
4. Most of the times	7.4	2.8	8.3	5.8	39.1	2.1	2.7	11.2	9.8	5.7	2.3	-	-	-	8.2	7.0	
5. Every time	7.0	6.1	3.9	6.0	-	11.5	3.4	9.5	2.4	6.4	-	-	-	-	5.2	23.9	
<i>Item 2830 Subject A05b</i>	<i>N†</i>	137	54	64	97	2	25	30	53	28	90	26	-	-	12	108	17
B051E: When people over age 30 were present																	
1. Not at all	56.6	65.4	58.9	57.8	100.0	60.3	66.9	49.7	55.3	57.8	58.8	-	-	64.9	55.5	55.2	
2. A few of the times	18.8	19.4	17.1	20.3	-	15.4	23.3	19.9	14.6	21.7	11.9	-	-	32.3	16.5	24.7	
3. Some of the times	13.0	9.5	14.0	12.8	-	5.9	7.8	20.2	11.1	13.3	17.6	-	-	-	14.1	15.4	
4. Most of the times	6.8	1.0	3.6	3.0	-	14.8	2.1	8.0	2.8	2.3	3.1	-	-	-	7.9	4.7	
5. Every time	4.9	4.7	6.4	6.2	-	3.6	-	2.2	16.2	4.9	8.7	-	-	2.8	5.9	-	
<i>Item 2840 Subject A05b</i>	<i>N†</i>	137	54	64	97	2	25	30	53	28	90	26	-	-	12	108	17
B051F: During the daytime (before 4:00 p.m.)																	
1. Not at all	26.7	30.6	24.3	26.2	-	25.7	27.9	24.0	31.3	25.4	35.3	-	-	59.0	25.0	16.6	
2. A few of the times	16.3	19.6	15.4	16.7	52.1	22.4	32.6	8.7	7.9	15.8	18.6	-	-	20.3	17.9	4.2	
3. Some of the times	28.6	17.5	36.5	31.6	-	19.8	20.0	31.9	39.3	28.5	26.4	-	-	20.7	27.6	42.4	
4. Most of the times	16.9	12.6	18.2	16.3	47.9	19.2	8.1	28.0	3.4	17.6	7.0	-	-	-	19.2	14.8	
5. Every time	11.5	19.8	5.6	9.2	-	12.9	11.5	7.3	18.1	12.8	12.7	-	-	-	10.3	22.1	
<i>Item 2850 Subject A05c</i>	<i>N†</i>	137	54	64	97	2	25	30	53	28	90	26	-	-	12	108	17
B051G: At your home (or apartment or dorm)																	
1. Not at all	31.9	41.7	24.3	28.8	-	48.5	33.7	20.9	35.7	27.3	51.8	-	-	31.5	34.5	14.9	
2. A few of the times	26.3	26.9	26.3	30.0	13.1	10.5	43.8	24.5	24.7	26.5	38.6	-	-	47.8	24.4	23.7	
3. Some of the times	21.8	12.2	30.8	21.2	39.1	13.3	9.4	32.5	22.9	24.3	6.4	-	-	20.7	18.6	43.6	
4. Most of the times	13.4	11.9	10.8	12.6	47.9	16.1	4.8	19.0	10.1	13.6	3.2	-	-	-	15.9	6.8	
5. Every time	6.6	7.4	7.7	7.4	-	11.7	8.3	3.2	6.6	8.2	-	-	-	-	6.6	10.9	
<i>Item 2860 Subject A05c</i>	<i>N†</i>	136	54	64	97	2	25	30	52	28	90	26	-	-	12	108	17
B051H: At school																	
1. Not at all	41.5	48.7	39.6	42.8	13.1	40.6	52.0	31.8	49.2	40.3	56.8	-	-	67.0	40.4	30.8	
2. A few of the times	17.2	15.8	19.7	19.3	39.1	9.7	25.8	16.4	15.8	14.1	26.5	-	-	12.3	19.7	4.0	
3. Some of the times	22.8	10.8	30.1	24.4	-	36.0	15.5	21.9	20.8	21.4	12.6	-	-	20.7	21.7	31.3	
4. Most of the times	9.7	7.4	7.4	7.5	47.9	-	-	24.4	1.0	11.9	-	-	-	-	10.4	12.0	
5. Every time	8.8	17.4	3.3	6.0	-	13.7	6.7	5.4	13.3	12.2	4.0	-	-	-	7.8	21.9	
<i>Item 2880 Subject A05c</i>	<i>N†</i>	137	54	64	97	2	25	30	53	28	90	26	-	-	12	108	17
B051I: In a car																	
1. Not at all	50.0	58.0	47.9	48.6	100.0	47.8	56.3	44.8	54.8	56.8	39.2	-	-	76.2	50.9	26.2	
2. A few of the times	18.6	17.7	22.5	21.9	-	32.3	20.6	9.4	21.6	17.3	30.1	-	-	6.4	20.6	14.6	
3. Some of the times	17.9	8.7	21.4	16.9	-	7.1	19.8	18.9	23.6	13.0	22.8	-	-	-	15.4	47.1	
4. Most of the times	8.0	4.5	6.0	6.5	-	6.9	-	17.4	-	7.0	-	-	-	-	10.0	-	
5. Every time	5.5	11.1	2.2	6.1	-	5.9	3.3	9.5	-	6.0	7.9	-	-	17.5	3.1	12.0	
<i>Item 2890 Subject A05c</i>	<i>N†</i>	136	54	64	97	2	25	30	52	28	90	26	-	-	12	108	17

†=excludes respondents for whom question was inappropriate.

QUESTIONNAIRE FORM 1 1999	TOTAL	SEX		RACE		REGION				COLLEGE PLANS?		ILLCIT DRUG USE: LIFETIME					
		M	F	White	Black	NE	NC	S	W	Yes	No	None	Mari- juana Only	Few Pills	More Pills	Any Her- oin	
<i>N (Weighted No. of Cases):</i>	2339	1056	1120	1553	282	427	612	853	447	1680	431	1054	630	197	324	39	
<i>% of Weighted Total:</i>	100.0	45.2	47.9	66.4	12.1	18.2	26.2	36.5	19.1	71.8	18.4	45.0	26.9	8.4	13.9	1.7	
B052: How many of the times when you used amphetamines during the last year did you use them along with each of the following drugs—that is, so that their effects overlapped?																	
B052A: With alcohol																	
1. Not at all	47.4	50.3	48.0	45.0	100.0	50.4	60.9	39.0	44.3	43.1	64.7	-	-	93.6	45.8	25.3	
2. A few of the times	14.4	16.4	16.5	18.4	-	6.0	28.8	11.0	11.0	17.1	11.5	-	-	6.4	16.9	4.0	
3. Some of the times	12.6	6.1	19.6	12.3	-	26.3	4.4	10.8	13.8	14.5	-	-	-	-	11.4	29.3	
4. Most of the times	15.7	14.2	7.7	15.6	-	10.3	5.9	26.7	11.5	14.1	15.8	-	-	-	15.3	29.3	
5. Every time	9.9	13.0	8.2	8.7	-	7.0	-	12.5	19.3	11.3	8.0	-	-	-	10.6	12.0	
<i>Item 2900 Subject A01h</i>	<i>N†</i>	138	54	67	98	2	24	34	52	28	91	28	-	-	12	110	17
B052B: With marijuana																	
1. Not at all	38.8	38.0	47.1	42.4	100.0	44.6	58.5	32.3	22.7	41.4	49.4	-	-	87.7	37.1	16.0	
2. A few of the times	18.4	13.9	24.2	22.3	-	19.0	16.8	16.6	23.2	18.8	21.8	-	-	12.3	18.9	19.6	
3. Some of the times	11.5	5.5	11.7	10.1	-	13.1	9.1	13.2	9.5	11.1	-	-	-	-	12.1	15.2	
4. Most of the times	11.1	10.7	6.5	8.0	-	4.9	5.6	16.8	12.2	8.7	12.5	-	-	-	9.3	31.3	
5. Every time	20.2	31.8	10.5	17.2	-	18.4	10.0	21.0	32.4	20.1	16.4	-	-	-	22.7	18.0	
<i>Item 2910 Subject A01h</i>	<i>N†</i>	140	54	67	98	2	24	34	53	28	91	28	-	-	12	111	17
B052C: With LSD																	
1. Not at all	81.3	84.8	89.2	86.6	60.9	86.6	78.3	78.8	84.3	89.5	85.8	-	-	100.0	83.0	58.5	
2. A few of the times	8.8	5.4	7.0	3.2	39.1	3.6	5.5	10.1	14.7	1.7	3.4	-	-	-	6.4	29.5	
3. Some of the times	3.5	2.5	1.4	4.9	-	3.7	3.3	5.0	1.0	2.2	10.8	-	-	-	4.4	-	
4. Most of the times	4.4	7.3	-	3.6	-	1.3	8.0	6.1	-	6.6	-	-	-	-	3.6	12.0	
5. Every time	2.0	-	2.4	1.6	-	4.8	4.9	-	-	-	-	-	-	-	2.6	-	
<i>Item 2920 Subject A01h</i>	<i>N†</i>	131	51	63	94	2	24	31	48	28	87	25	-	-	11	103	17
B052D: With psychedelics other than LSD																	
1. Not at all	86.7	89.3	92.8	90.1	100.0	89.4	88.7	85.7	83.5	92.7	82.3	-	-	93.6	88.0	73.4	
2. A few of the times	6.6	6.5	4.8	5.8	-	5.6	3.4	3.7	15.4	2.8	16.5	-	-	6.4	5.4	13.8	
3. Some of the times	3.0	4.2	-	2.3	-	-	2.8	6.0	1.0	2.1	1.2	-	-	-	3.8	-	
4. Most of the times	1.6	-	-	-	-	-	-	4.6	-	2.4	-	-	-	-	-	12.8	
5. Every time	2.2	-	2.4	1.7	-	5.0	5.1	-	-	-	-	-	-	-	2.8	-	
<i>Item 2930 Subject A01h</i>	<i>N†</i>	124	49	63	88	2	23	30	43	28	83	23	-	-	12	97	16
B053: What have been the most important reasons for your taking amphetamines without a doctor's orders? (Mark all that apply.)																	
A. To experiment—to see what it's like	52.3	64.8	38.0	48.1	-	41.2	51.1	52.1	63.4	45.4	62.5	-	-	12.7	53.9	68.9	
B. To relax or relieve tension	30.1	29.5	26.4	32.0	-	39.5	16.1	43.4	14.2	34.4	16.4	-	-	13.4	33.8	17.1	
C. To feel good or get high	46.8	43.7	40.8	49.2	-	67.0	40.3	46.9	37.7	45.5	46.1	-	-	-	48.8	65.0	
D. To seek deeper insights and understanding	6.6	6.5	1.9	6.5	-	8.0	2.9	11.9	-	6.7	10.9	-	-	6.5	4.9	18.0	
E. To have a good time with my friends	36.8	50.5	22.6	38.6	-	27.3	32.2	42.4	39.6	37.4	34.8	-	-	-	40.5	36.8	
F. To fit in with a group I like	1.2	1.6	1.1	0.9	-	-	2.5	1.4	-	1.0	2.6	-	-	6.5	0.8	-	
G. To get away from my problems or troubles	10.0	12.7	4.6	8.5	-	6.9	7.7	15.2	5.2	10.7	-	-	-	-	9.9	16.9	
H. Because of boredom, nothing else to do	18.8	18.0	13.7	20.4	-	28.0	19.6	17.2	13.3	13.1	32.2	-	-	6.5	21.0	12.6	
I. Because of anger or frustration	10.0	11.2	6.9	8.5	-	9.7	1.9	19.1	3.1	10.0	2.6	-	-	6.5	9.4	16.9	
J. To get through the day	19.9	19.7	14.6	15.8	100.0	14.4	11.9	30.7	13.7	19.8	13.6	-	-	5.4	21.4	20.0	
K. To increase the effects of some other drug(s)	17.7	23.6	7.0	15.3	-	6.3	11.0	26.3	19.0	19.0	13.7	-	-	-	18.7	23.0	
L. To decrease (offset) the effects of some other drug(s)	3.8	1.5	4.8	4.1	-	-	-	6.1	7.1	3.6	2.7	-	-	-	3.0	11.7	
M. To stay awake	45.1	51.4	34.6	42.1	55.1	36.4	33.4	58.1	42.0	46.6	39.4	-	-	29.8	47.6	38.8	
N. To get more energy	51.8	50.1	46.2	52.3	55.1	68.5	38.5	63.1	32.6	56.9	32.0	-	-	44.5	53.8	43.3	
O. To help me lose weight	29.4	7.3	48.1	28.4	55.1	27.8	34.1	32.1	19.5	34.9	20.4	-	-	50.7	28.0	23.9	
P. Because I am "hooked"—I feel I have to have them	5.7	6.5	4.2	4.1	-	9.0	-	8.3	5.3	5.5	4.6	-	-	6.5	4.7	12.0	
<i>Item 2940-3090 Subject A06a</i>	<i>N†</i>	138	53	67	99	2	23	35	53	27	90	29	-	-	11	110	17

†=excludes respondents for whom question was inappropriate.

MONITORING THE FUTURE

QUESTIONNAIRE FORM 1 1999	TOTAL	SEX		RACE		REGION				COLLEGE PLANS?		ILLICIT DRUG USE: LIFETIME				
		M	F	White	Black	NE	NC	S	W	Yes	No	None	Mari- juana Only	Few Pills	More Pills	Any Her- oin
<i>N (Weighted No. of Cases):</i>	2339	1056	1120	1553	282	427	612	853	447	1680	431	1054	630	197	324	39
<i>% of Weighted Total:</i>	100.0	45.2	47.9	66.4	12.1	18.2	26.2	36.5	19.1	71.8	18.4	45.0	26.9	8.4	13.9	1.7
B054: When you take amphetamines, how high do you usually get?																
1. Not at all high	12.9	14.0	13.0	11.7	60.9	15.2	17.5	11.8	8.0	15.1	8.7	-	-	41.1	10.8	5.3
2. A little high	26.9	31.0	25.5	26.4	39.1	29.3	34.9	25.2	19.0	30.6	17.3	-	-	11.3	31.5	11.0
3. Moderately high	25.9	21.1	28.1	28.6	-	38.8	18.0	26.0	24.8	24.1	25.8	-	-	5.2	26.5	40.5
4. Very high	14.6	20.0	8.5	16.0	-	6.2	6.8	18.2	23.6	14.6	15.7	-	-	-	12.3	36.9
5. I don't take them to get high	19.6	14.0	24.9	17.3	-	10.5	22.8	18.8	24.6	15.7	32.5	-	-	42.4	19.0	6.2
<i>Item 3100 Subject A01e</i> <i>N†</i>	141	54	69	100	2	23	34	56	28	93	28	-	-	13	110	17
B055: When you take amphetamines, how long do you usually stay high?																
1. Usually don't get high	21.7	16.9	25.4	20.0	60.9	20.6	14.2	25.2	24.4	25.3	11.7	-	-	61.1	20.2	5.3
2. One to two hours	29.0	36.7	22.9	28.9	-	26.8	47.8	24.4	18.6	28.7	27.7	-	-	32.2	30.4	18.0
3. Three to six hours	37.5	25.4	48.0	39.5	-	46.9	23.1	39.1	42.7	34.5	46.1	-	-	6.7	41.2	34.4
4. Seven to 24 hours	8.6	13.2	3.7	7.4	39.1	5.6	9.6	11.2	5.0	9.5	5.3	-	-	-	4.2	42.3
5. More than 24 hours	3.2	7.8	-	4.3	-	-	5.4	-	9.3	2.1	9.3	-	-	-	4.0	-
<i>Item 3110 Subject A01f</i> <i>N†</i>	134	54	63	98	2	23	31	52	28	90	26	-	-	11	106	17
B056: What amphetamines have you taken during the last year without a doctor's orders? (Mark all that apply.)																
A. Benzedrine	5.6	4.6	4.8	2.5	-	2.8	-	5.6	15.2	4.1	2.8	-	-	-	1.5	36.0
B. Dexedrine	9.6	8.8	8.7	9.0	-	18.8	9.4	8.4	4.1	10.9	2.8	-	-	-	11.2	4.7
C. Methedrine	4.8	1.8	2.3	1.8	-	9.2	1.9	7.0	-	4.3	2.6	-	-	7.4	3.4	12.0
D. Ritalin (Methylphenidate)	39.6	41.5	30.0	39.0	-	64.0	33.8	37.9	29.0	33.6	41.8	-	-	-	39.3	65.1
E. Preludin	3.1	1.8	4.8	4.3	-	-	4.6	5.0	-	4.7	-	-	-	15.1	2.4	-
F. Dexamyl	3.9	1.8	3.4	1.9	-	6.4	2.5	5.6	-	6.0	-	-	-	-	3.0	12.0
G. Methamphetamine	15.0	19.5	9.8	15.7	44.9	14.9	15.6	9.7	24.7	11.0	18.4	-	-	-	15.9	18.2
H. Crystal meth	30.6	30.8	21.9	22.5	44.9	24.6	17.4	30.3	52.7	22.2	27.7	-	-	-	26.0	78.7
I. Other	43.8	28.7	51.7	41.9	55.1	42.8	25.8	55.7	43.3	44.6	41.1	-	-	79.0	42.8	28.9
J. Don't know the names of some amphetamines I have used	40.8	30.1	45.7	39.1	-	54.2	43.6	40.7	25.9	46.0	22.7	-	-	13.6	43.4	40.7
<i>Item 3120-3200 Subject A01i</i> <i>N†</i>	134	51	66	95	2	23	33	52	26	87	28	-	-	10	107	17
B057: What methods have you used for taking amphetamines during the last year? (Mark all that apply.)																
A. By mouth	85.8	76.1	92.0	87.9	60.9	90.9	94.6	90.9	62.0	90.7	68.6	-	-	84.0	85.9	86.4
B. Smoking	24.8	24.0	20.4	17.3	39.1	14.9	11.4	17.9	61.5	14.3	37.2	-	-	6.7	18.4	79.2
C. Injection	1.5	2.2	1.2	1.7	-	3.8	-	-	3.9	1.3	2.8	-	-	2.9	-	10.0
D. Other	27.6	29.0	18.4	25.0	-	22.4	23.5	29.2	34.0	21.3	32.2	-	-	6.3	21.4	82.8
<i>Item 3210-3230 Subject A05d</i> <i>N†</i>	138	54	67	98	2	23	34	52	28	91	28	-	-	11	110	17
B058: Have you ever tried to stop using amphetamines and found that you couldn't stop?																
1. Yes	5.4	9.7	1.8	6.7	-	8.3	2.0	3.8	10.1	5.5	5.1	-	-	-	4.3	16.0
2. No	94.6	90.3	98.2	93.3	100.0	91.7	98.0	96.2	89.9	94.5	94.9	-	-	100.0	95.7	84.0
<i>Item 3240 Subject A01i</i> <i>N†</i>	136	54	65	97	2	22	34	52	28	90	28	-	-	11	109	17
B059: Do you think you will be using amphetamines without a doctor's orders five years from now?																
1. I definitely will	0.5	0.3	0.6	0.2	1.4	0.7	0.4	0.5	0.6	0.6	0.5	0.1	0.8	0.1	1.3	7.3
2. I probably will	2.7	2.3	2.8	2.6	1.8	2.4	2.9	3.1	2.0	2.4	2.3	1.0	1.0	6.8	8.1	18.0
3. I probably will not	15.8	13.6	17.6	15.6	11.2	22.1	14.4	14.2	14.5	16.0	16.4	8.8	15.2	24.2	34.3	31.5
4. I definitely will not	81.0	83.9	79.0	81.7	85.6	74.8	82.3	82.2	82.8	81.1	80.8	90.1	83.1	68.9	56.3	43.2
<i>Item 3250 Subject A04a</i> <i>N</i>	2173	996	1082	1490	257	396	564	785	429	1622	400	1030	582	183	293	38
The next questions are about QUAALUDES (Methaqualone).																
Quaaludes are sometimes called: soapers, quads, ludes.																
B060: On how many occasions (if any) have you taken quaaludes on your own— that is, without a doctor telling you to take them . . .																

†=excludes respondents for whom question was inappropriate.

DESCRIPTIVE RESULTS: 1999

67

QUESTIONNAIRE FORM 1 1999	TOTAL	SEX		RACE		REGION				COLLEGE PLANS?		ILLICIT DRUG USE: LIFETIME				
		M	F	White	Black	NE	NC	S	W	Yes	No	None	Mari- juana Only	Few Pills	More Pills	Any Her- oin
<i>N (Weighted No. of Cases):</i>	2339	1056	1120	1553	282	427	612	853	447	1680	431	1054	630	197	324	39
<i>% of Weighted Total:</i>	100.0	45.2	47.9	66.4	12.1	18.2	26.2	36.5	19.1	71.8	18.4	45.0	26.9	8.4	13.9	1.7
B060A: . . . in your lifetime?																
1. 0 occasions	98.2	97.8	99.3	98.5	99.5	97.7	99.3	97.4	98.5	98.6	98.8	100.0	100.0	98.2	90.9	74.6
2. 1-2	1.2	1.4	0.5	1.0	0.1	0.4	0.5	2.0	1.2	1.1	0.5	-	-	1.8	5.8	12.2
3. 3-5	0.3	0.6	0.1	0.4	-	1.1	0.2	0.1	-	0.1	0.4	-	-	-	1.9	1.6
4. 6-9	0.1	*	-	*	-	0.2	-	-	0.1	-	0.1	-	-	-	0.4	-
5. 10-19	-	-	-	-	-	-	-	-	-	-	-	-	-	-	-	-
6. 20-39	0.1	-	-	-	-	0.3	-	-	-	-	-	-	-	-	0.4	-
7. 40 or more	0.3	0.2	0.1	0.1	0.3	0.2	-	0.5	0.3	0.2	0.3	-	-	-	0.6	11.5
<i>Item 1010 Subject A01a</i>	<i>N</i> 2228	1030	1096	1526	268	409	586	806	427	1649	414	1036	613	190	305	39
B060B: . . . during the last 12 months?																
1. 0 occasions	98.9	98.6	99.9	99.3	99.5	98.4	99.6	98.6	99.0	99.3	99.6	100.0	100.0	99.5	93.1	91.8
2. 1-2	0.8	0.9	0.1	0.5	0.1	0.5	0.4	1.1	1.0	0.6	0.4	-	-	0.5	5.1	3.0
3. 3-5	0.2	0.3	-	0.2	-	1.1	-	-	-	-	-	-	-	-	1.5	-
4. 6-9	-	-	-	-	-	-	-	-	-	-	-	-	-	-	-	-
5. 10-19	*	0.1	-	-	0.3	-	-	0.1	-	-	-	-	-	-	0.3	-
6. 20-39	0.1	-	-	-	-	-	-	0.2	-	0.1	-	-	-	-	-	5.2
7. 40 or more	-	-	-	-	-	-	-	-	-	-	-	-	-	-	-	-
<i>Item 1020 Subject A01b</i>	<i>N</i> 2229	1030	1096	1526	268	410	586	806	427	1649	414	1036	613	190	306	39
B060C: . . . during the last 30 days?																
1. 0 occasions	99.6	99.6	100.0	99.7	100.0	99.7	100.0	99.1	99.7	99.6	99.8	100.0	100.0	99.7	98.2	91.8
2. 1-2	0.3	0.4	-	0.3	-	0.3	-	0.6	0.3	0.2	0.2	-	-	0.3	1.8	3.0
3. 3-5	-	-	-	-	-	-	-	-	-	-	-	-	-	-	-	-
4. 6-9	-	-	-	-	-	-	-	-	-	-	-	-	-	-	-	-
5. 10-19	0.1	-	-	-	-	-	-	0.2	-	0.1	-	-	-	-	-	5.2
6. 20-39	-	-	-	-	-	-	-	-	-	-	-	-	-	-	-	-
7. 40 or more	-	-	-	-	-	-	-	-	-	-	-	-	-	-	-	-
<i>Item 1030 Subject A01c</i>	<i>N</i> 2228	1030	1096	1526	268	409	586	806	427	1649	414	1036	613	190	305	39
The next questions are about BARBITURATES, which doctors sometimes prescribe to help people relax or get to sleep. Drugstores are not supposed to sell them without a prescription.																
Barbiturates are sometimes called: downs, downers, goofballs, yellows, reds, blues, rainbows. They include the following drugs: Phenobarbital, Seconal, Tuinal, Nembutal, Luminal, Desbutal, Amytal.																
B061: Have you ever taken barbiturates because a doctor told you to use them?																
1. No	97.0	97.8	97.2	97.3	98.4	98.4	97.6	96.2	96.2	97.3	97.6	98.6	98.5	95.3	90.9	81.6
2. Yes, but I had already tried them on my own	0.9	0.3	0.7	0.5	0.4	0.3	0.3	1.6	0.8	0.6	0.6	-	-	1.5	4.6	7.1
3. Yes, and it was the first time I took any	2.1	2.0	2.1	2.3	1.2	1.3	2.1	2.2	3.0	2.1	1.9	1.4	1.5	3.1	4.5	11.3
<i>Item 3280 Subject A01j</i>	<i>N</i> 2212	1023	1090	1525	262	406	579	804	422	1640	409	1030	605	190	303	39
B062: On how many occasions (if any) have you taken barbiturates on your own— that is, without a doctor telling you to take them . . .																
B062A: . . . in your lifetime?																
1. 0 occasions	95.5	96.8	95.4	95.4	97.8	95.6	97.4	93.7	96.3	95.8	97.5	100.0	100.0	90.5	77.1	67.9
2. 1-2	2.3	1.6	2.5	2.3	1.6	1.9	2.1	2.9	2.0	2.2	1.1	-	-	9.5	9.3	14.2
3. 3-5	0.5	0.5	0.6	0.6	-	0.5	0.2	0.8	0.3	0.6	0.4	-	-	-	3.1	5.0
4. 6-9	0.7	0.9	0.4	0.9	-	1.0	0.1	0.7	1.0	0.5	0.4	-	-	-	4.7	1.6
5. 10-19	0.2	0.1	0.3	0.3	-	0.3	-	0.4	0.1	0.1	0.3	-	-	-	1.6	0.4
6. 20-39	0.4	0.1	0.5	0.3	0.6	0.5	0.1	0.7	-	0.3	0.2	-	-	-	2.8	-
7. 40 or more	0.4	-	0.3	0.2	-	0.2	-	0.8	0.3	0.3	-	-	-	-	1.4	10.8
<i>Item 1040 Subject A01a</i>	<i>N</i> 2221	1027	1094	1526	266	410	581	802	428	1649	409	1035	611	192	300	39

*=less than .05 percent.

MONITORING THE FUTURE

QUESTIONNAIRE FORM 1 1999	TOTAL	SEX		RACE		REGION				COLLEGE PLANS?		ILLICIT DRUG USE: LIFETIME				
		M	F	White	Black	NE	NC	S	W	Yes	No	None	Mari- juana Only	Few Pills	More Pills	Any Her- oin
<i>N (Weighted No. of Cases):</i>	2339	1056	1120	1553	282	427	612	853	447	1680	431	1054	630	197	324	39
<i>% of Weighted Total:</i>	100.0	45.2	47.9	66.4	12.1	18.2	26.2	36.5	19.1	71.8	18.4	45.0	26.9	8.4	13.9	1.7
B062B: . . . during the last 12 months?																
1. 0 occasions	97.6	98.5	97.9	97.8	99.0	97.5	98.8	96.6	98.1	98.2	98.7	100.0	100.0	98.9	85.2	85.3
2. 1-2	1.0	0.4	1.0	0.8	0.4	1.0	1.0	1.2	0.7	0.7	0.4	-	-	1.1	5.7	9.5
3. 3-5	0.5	0.6	0.4	0.6	-	1.0	-	0.7	0.2	0.2	0.5	-	-	-	3.4	-
4. 6-9	0.3	0.5	0.1	0.3	-	0.2	-	0.2	1.0	0.3	0.2	-	-	-	2.2	-
5. 10-19	0.3	0.1	0.5	0.3	0.6	0.3	0.1	0.7	-	0.3	0.2	-	-	-	2.5	-
6. 20-39	0.1	-	-	-	-	-	-	0.2	-	0.1	-	-	-	-	-	5.2
7. 40 or more	0.1	-	0.1	0.1	-	-	-	0.4	-	0.1	-	-	-	-	1.0	-
<i>Item 1050 Subject A01b</i>	<i>N</i> 2221	1027	1094	1526	266	410	581	802	428	1649	409	1035	611	192	301	39
B062C: . . . during the last 30 days?																
1. 0 occasions	98.9	99.7	98.8	99.2	99.4	99.1	99.7	98.0	99.0	99.0	99.8	100.0	100.0	100.0	92.6	91.8
2. 1-2	0.6	0.3	0.6	0.4	0.6	0.6	0.3	0.8	0.8	0.5	0.2	-	-	-	4.3	3.0
3. 3-5	0.2	*	0.4	0.3	-	0.3	-	0.4	0.2	0.3	-	-	-	-	1.8	-
4. 6-9	0.1	-	0.1	0.1	-	-	-	0.2	-	0.1	-	-	-	-	0.4	-
5. 10-19	0.1	-	0.1	0.1	-	-	-	0.4	-	0.2	-	-	-	-	0.3	5.2
6. 20-39	-	-	-	-	-	-	-	-	-	-	-	-	-	-	-	-
7. 40 or more	0.1	-	-	-	-	-	-	0.2	-	-	-	-	-	-	0.6	-
<i>Item 1060 Subject A01c</i>	<i>N</i> 2221	1027	1094	1526	266	410	581	802	428	1649	409	1035	611	192	301	39
B063: Do you think you will be using barbiturates without a doctor's prescription five years from now?																
1. I definitely will	0.8	0.6	0.7	0.4	2.0	0.5	0.4	1.1	0.9	0.5	1.4	0.1	0.8	1.4	1.8	7.3
2. I probably will	1.3	1.3	1.0	1.2	1.6	1.7	0.8	1.3	1.5	1.0	1.4	0.3	0.3	1.9	6.3	0.9
3. I probably will not	12.1	10.3	13.6	12.5	8.7	16.2	11.5	12.0	9.3	12.7	10.2	7.1	9.9	25.1	24.2	30.9
4. I definitely will not	85.8	87.8	84.7	85.9	87.7	81.5	87.3	85.6	88.3	85.8	87.0	92.5	89.0	71.6	67.6	60.9
<i>Item 3720 Subject A04a</i>	<i>N</i> 2206	1016	1093	1518	264	405	575	799	427	1635	411	1033	603	188	300	38
The next questions are about TRANQUILIZERS, which doctors sometimes prescribe to calm people down, quiet their nerves, or relax their muscles.																
They include the following drugs: Librium, Valium, Miltown, Equanil, Meproamate, Serax, Atarax, Tranxene, Vistaril.																
B064: Have you ever taken tranquilizers because a doctor told you to use them?																
1. No	92.8	93.3	92.7	92.0	99.1	94.9	93.1	93.3	89.4	92.4	94.6	95.9	96.7	79.4	83.4	87.3
2. Yes, but I had already tried them on my own	1.7	1.3	1.9	1.9	0.8	0.9	0.8	2.7	1.6	1.7	1.2	0.1	-	4.0	8.1	10.4
3. Yes, and it was the first time I took any	5.5	5.4	5.4	6.2	0.1	4.2	6.1	4.0	8.9	5.9	4.3	4.0	3.3	16.6	8.5	2.3
<i>Item 3730 Subject A01j</i>	<i>N</i> 2219	1020	1097	1529	264	407	581	803	429	1646	411	1031	612	191	303	39
B065: On how many occasions (if any) have you taken tranquilizers on your own— that is, without a doctor telling you to take them . . .																
B065A: . . . in your lifetime?																
1. 0 occasions	93.0	94.0	92.9	92.5	99.3	93.7	94.6	91.8	92.5	93.4	94.1	100.0	100.0	75.9	68.6	61.0
2. 1-2	3.9	3.3	4.3	4.3	0.4	2.8	3.7	4.3	4.4	4.3	1.5	-	-	24.1	11.7	13.8
3. 3-5	1.0	0.9	1.3	1.1	-	1.1	0.8	0.9	1.4	1.0	1.2	-	-	-	6.6	8.0
4. 6-9	0.6	0.7	0.4	0.5	0.4	0.2	0.4	0.7	0.8	0.3	1.5	-	-	-	3.9	1.6
5. 10-19	0.6	0.3	0.6	0.5	-	0.5	0.2	0.9	0.5	0.5	0.5	-	-	-	3.9	2.3
6. 20-39	0.4	0.5	0.1	0.6	-	0.9	-	0.4	0.3	0.1	1.0	-	-	-	2.6	2.0
7. 40 or more	0.6	0.3	0.5	0.5	-	0.8	0.1	1.0	-	0.5	-	-	-	-	2.7	11.2
<i>Item 1070 Subject A01a</i>	<i>N</i> 2212	1017	1092	1521	263	409	579	799	425	1641	412	1033	608	189	300	39

* = less than .05 percent.

QUESTIONNAIRE FORM 1 1999	TOTAL	SEX		RACE		REGION				COLLEGE PLANS?		ILLICIT DRUG USE: LIFETIME				
		M	F	White	Black	NE	NC	S	W	Yes	No	None	Mari- juana Only	Few Pills	More Pills	Any Her- oin
<i>N (Weighted No. of Cases):</i>	2339	1056	1120	1553	282	427	612	853	447	1680	431	1054	630	197	324	39
<i>% of Weighted Total:</i>	100.0	45.2	47.9	66.4	12.1	18.2	26.2	36.5	19.1	71.8	18.4	45.0	26.9	8.4	13.9	1.7
B065B: . . . during the last 12 months?																
1. 0 occasions	96.3	97.2	96.3	95.9	99.6	96.8	97.2	95.0	97.0	96.8	96.9	100.0	100.0	92.4	79.3	84.6
2. 1-2	2.1	1.2	2.6	2.4	-	1.4	1.9	2.7	2.0	2.2	0.6	-	-	7.6	9.6	8.2
3. 3-5	0.6	0.5	0.7	0.6	0.4	0.6	0.4	0.7	0.7	0.5	0.7	-	-	-	4.3	-
4. 6-9	0.3	0.5	0.1	0.3	-	-	0.6	0.5	-	0.1	1.0	-	-	-	2.5	-
5. 10-19	0.3	0.1	0.4	0.3	-	0.3	-	0.6	0.3	0.2	0.2	-	-	-	2.2	2.0
6. 20-39	0.4	0.4	-	0.4	-	0.9	-	0.6	-	0.1	0.6	-	-	-	2.0	5.2
7. 40 or more	-	-	-	-	-	-	-	-	-	-	-	-	-	-	-	-
<i>Item 1080 Subject A01b</i>	<i>N</i> 2210	1016	1092	1521	262	408	579	798	425	1641	412	1033	608	188	299	39
B065C: . . . during the last 30 days?																
1. 0 occasions	98.5	98.8	98.9	98.5	99.6	97.9	99.1	97.9	99.2	99.0	98.6	100.0	100.0	98.4	91.0	89.8
2. 1-2	0.8	0.6	0.8	0.7	0.4	1.0	0.9	0.9	0.6	0.6	0.6	-	-	1.6	4.8	3.0
3. 3-5	0.6	0.5	0.4	0.8	-	1.0	-	1.0	0.2	0.2	0.8	-	-	-	4.0	2.0
4. 6-9	*	-	-	-	-	0.1	-	-	-	-	-	-	-	-	0.1	-
5. 10-19	0.1	-	-	-	-	-	-	0.3	-	0.1	-	-	-	-	-	5.2
6. 20-39	-	-	-	-	-	-	-	-	-	-	-	-	-	-	-	-
7. 40 or more	-	-	-	-	-	-	-	-	-	-	-	-	-	-	-	-
<i>Item 1090 Subject A01c</i>	<i>N</i> 2210	1015	1092	1520	262	409	578	798	425	1640	412	1033	608	187	300	39
IF YOU HAVE NOT TAKEN TRANQUILIZERS IN THE LAST TWELVE MONTHS, GO TO Q.B073.																
THE FOLLOWING QUESTIONS REFER ONLY TO TAKING TRANQUILIZERS WITHOUT A DOCTOR'S ORDERS. IF YOU HAVE NOT DONE THIS IN THE LAST TWELVE MONTHS, GO TO Q.B073.																
B066: When you used tranquilizers during the last year, how often did you use them in each of the following situations?																
B066A: When you were alone																
1. Not at all	62.4	59.6	71.3	65.1	-	23.4	84.7	61.3	85.7	66.1	63.7	-	-	86.5	58.6	53.2
2. A few of the times	18.9	8.0	19.0	16.9	-	36.1	3.4	23.6	-	19.3	18.8	-	-	-	24.3	-
3. Some of the times	9.0	13.2	3.3	6.9	-	15.0	11.9	6.6	6.7	11.0	11.4	-	-	-	8.3	33.6
4. Most of the times	7.6	16.6	4.0	8.3	100.0	25.5	-	4.2	7.6	1.6	6.1	-	-	7.1	7.2	13.2
5. Every time	2.1	2.6	2.5	2.8	-	-	-	4.2	-	2.0	-	-	-	6.5	1.6	-
<i>Item 3740 Subject A05a</i>	<i>N†</i> 78	26	39	59	1	13	14	40	10	48	13	-	-	11	60	6
B066B: With just 1 or 2 other people																
1. Not at all	18.3	19.6	18.8	15.0	50.0	12.7	12.4	20.4	25.6	18.8	14.8	-	-	67.8	6.5	32.7
2. A few of the times	38.2	35.2	45.7	44.8	-	57.9	59.5	17.5	64.6	35.8	37.0	-	-	23.7	45.1	-
3. Some of the times	19.1	23.8	14.0	14.3	50.0	25.2	9.5	25.4	-	23.0	13.6	-	-	-	21.6	33.6
4. Most of the times	11.4	6.3	8.2	12.3	-	-	11.9	16.1	6.7	6.6	32.1	-	-	-	14.8	-
5. Every time	13.0	15.2	13.3	13.6	-	4.2	6.8	20.6	3.1	15.8	2.5	-	-	8.5	12.0	33.6
<i>Item 3750 Subject A05b</i>	<i>N†</i> 79	27	39	59	2	13	14	41	10	48	13	-	-	12	60	6
B066C: At a party																
1. Not at all	36.0	24.1	47.3	32.9	50.0	34.4	38.2	37.6	28.8	42.5	20.3	-	-	64.2	32.2	13.2
2. A few of the times	17.1	21.5	14.2	19.1	-	18.6	29.1	13.9	11.3	17.1	8.7	-	-	35.8	13.5	19.6
3. Some of the times	13.6	18.0	9.9	13.9	-	43.0	3.4	4.0	28.4	6.6	17.5	-	-	-	17.7	-
4. Most of the times	16.9	16.6	11.3	16.8	-	-	23.5	24.3	-	15.2	47.0	-	-	-	18.6	33.6
5. Every time	16.4	19.9	17.2	17.3	50.0	4.0	5.8	20.3	31.5	18.6	6.5	-	-	-	18.0	33.6
<i>Item 3760 Subject A05c</i>	<i>N†</i> 79	28	39	60	2	13	14	41	10	49	13	-	-	12	61	6
B066D: When your date or spouse was present																
1. Not at all	60.8	65.8	63.5	59.0	50.0	38.4	73.3	73.7	23.1	70.4	29.0	-	-	100.0	54.2	46.8
2. A few of the times	20.4	23.6	9.3	20.1	-	44.8	20.9	13.0	17.0	12.7	38.3	-	-	-	21.3	53.2
3. Some of the times	9.0	10.6	8.4	8.8	50.0	6.7	5.8	13.3	-	6.8	15.2	-	-	-	11.8	-
4. Most of the times	5.5	-	10.3	6.7	-	10.1	-	-	28.4	3.3	17.5	-	-	-	7.2	-
5. Every time	4.2	-	8.5	5.5	-	-	-	-	31.5	6.8	-	-	-	-	5.5	-
<i>Item 3770 Subject A05b</i>	<i>N†</i> 78	27	39	59	2	13	14	40	10	48	13	-	-	12	59	6

†=excludes respondents for whom question was inappropriate. *=less than .05 percent.

MONITORING THE FUTURE

QUESTIONNAIRE FORM 1 1999	TOTAL	SEX		RACE		REGION				COLLEGE PLANS?		ILLICIT DRUG USE: LIFETIME				
		M	F	White	Black	NE	NC	S	W	Yes	No	None	Mari- juana Only	Few Pills	More Pills	Any Her- oin
<i>N (Weighted No. of Cases):</i>	2339	1056	1120	1553	282	427	612	853	447	1680	431	1054	630	197	324	39
<i>% of Weighted Total:</i>	100.0	45.2	47.9	66.4	12.1	18.2	26.2	36.5	19.1	71.8	18.4	45.0	26.9	8.4	13.9	1.7
B066E: When people over age 30 were present																
1. Not at all	49.5	65.8	43.1	51.5	50.0	32.4	56.5	63.4	7.6	55.1	32.4	-	-	53.2	48.5	46.8
2. A few of the times	26.4	8.5	37.7	27.5	-	28.8	30.8	15.0	61.9	30.5	27.5	-	-	31.8	26.3	19.6
3. Some of the times	15.1	18.8	5.8	12.3	-	32.2	5.8	11.1	21.7	6.0	24.0	-	-	-	16.3	33.6
4. Most of the times	7.3	5.8	10.9	7.1	50.0	6.7	-	10.5	5.7	6.4	13.6	-	-	6.5	8.3	-
5. Every time	1.7	1.2	2.5	1.6	-	-	6.8	-	3.1	2.0	2.5	-	-	8.5	0.5	-
<i>Item 3780 Subject A05b</i>	<i>N†</i>	79	27	39	59	2	13	14	41	48	13	-	-	12	60	6
B066F: During the daytime (before 4:00 p.m.)																
1. Not at all	46.8	49.1	50.2	46.5	-	28.1	63.6	50.0	28.8	50.0	36.8	-	-	70.7	41.3	46.8
2. A few of the times	26.5	28.8	29.7	27.1	100.0	36.4	30.6	19.7	38.3	30.3	6.8	-	-	23.4	30.3	-
3. Some of the times	21.1	13.0	15.5	20.5	-	23.5	5.8	22.8	32.9	14.3	51.5	-	-	-	22.2	53.2
4. Most of the times	4.7	6.2	4.5	4.7	-	12.1	-	5.8	-	5.4	4.9	-	-	-	6.2	-
5. Every time	0.9	2.9	-	1.2	-	-	-	1.7	-	-	-	-	-	5.9	-	-
<i>Item 3790 Subject A05c</i>	<i>N†</i>	75	24	39	56	2	10	14	41	48	13	-	-	12	57	6
B066G: At your home (or apartment or dorm)																
1. Not at all	46.2	50.6	44.3	42.0	-	40.2	53.5	50.0	26.8	49.6	37.4	-	-	59.8	42.3	53.2
2. A few of the times	32.1	25.9	35.3	38.0	-	20.9	37.3	24.3	66.4	25.4	51.2	-	-	26.6	35.4	13.2
3. Some of the times	10.8	17.9	7.7	10.2	100.0	28.5	9.2	8.0	6.7	11.2	6.5	-	-	-	14.0	-
4. Most of the times	5.9	2.6	4.6	3.1	-	10.4	-	8.3	-	7.5	4.9	-	-	7.1	2.9	33.6
5. Every time	5.1	2.9	8.1	6.7	-	-	-	9.4	-	6.4	-	-	-	6.5	5.4	-
<i>Item 3800 Subject A05c</i>	<i>N†</i>	75	24	39	57	1	10	14	41	49	13	-	-	11	58	6
B066H: At school																
1. Not at all	54.3	45.6	66.9	53.0	-	56.2	53.5	60.8	28.8	62.0	29.0	-	-	89.6	48.0	46.8
2. A few of the times	20.2	16.2	25.4	23.5	-	11.4	23.3	7.9	71.2	21.7	24.0	-	-	10.4	22.3	19.6
3. Some of the times	19.9	24.6	5.8	18.3	-	21.0	23.3	23.6	-	13.0	47.0	-	-	-	22.4	33.6
4. Most of the times	4.6	13.6	-	3.8	100.0	11.4	-	5.7	-	1.7	-	-	-	-	6.0	-
5. Every time	1.0	-	2.0	1.3	-	-	-	1.9	-	1.6	-	-	-	-	1.3	-
<i>Item 3810 Subject A05c</i>	<i>N†</i>	74	23	39	56	1	10	14	40	48	13	-	-	11	57	6
B066I: In a car																
1. Not at all	57.6	66.5	61.5	55.5	100.0	53.0	54.0	61.9	50.5	60.1	46.5	-	-	100.0	50.4	46.8
2. A few of the times	20.4	16.3	25.1	24.0	-	38.2	28.5	8.3	38.3	24.3	6.5	-	-	-	26.6	-
3. Some of the times	13.6	17.2	3.5	9.4	-	3.1	17.4	15.4	11.3	7.6	28.1	-	-	-	12.1	53.2
4. Most of the times	8.4	-	9.9	11.2	-	5.7	-	14.3	-	8.0	18.8	-	-	-	11.0	-
5. Every time	-	-	-	-	-	-	-	-	-	-	-	-	-	-	-	-
<i>Item 3830 Subject A05c</i>	<i>N†</i>	74	23	39	56	1	10	14	40	48	13	-	-	11	57	6
B067: How many of the times when you used tranquilizers during the last year did you use them along with each of the following drugs—that is, so that their effects overlapped?																
B067A: With alcohol																
1. Not at all	26.5	17.1	36.9	25.0	-	39.9	38.2	18.5	25.7	32.5	24.3	-	-	56.7	21.2	13.2
2. A few of the times	28.9	29.0	31.7	32.2	50.0	23.4	34.9	27.9	31.5	31.0	17.4	-	-	37.4	30.5	-
3. Some of the times	12.5	20.6	3.4	10.4	-	26.1	9.5	7.2	21.1	5.5	2.5	-	-	5.9	13.2	19.6
4. Most of the times	19.1	24.6	9.9	18.1	50.0	10.6	17.4	27.1	-	16.2	38.3	-	-	-	21.5	33.6
5. Every time	13.0	8.8	18.1	14.3	-	-	-	19.4	21.7	14.7	17.5	-	-	-	13.6	33.6
<i>Item 3840 Subject A01h</i>	<i>N†</i>	79	28	39	60	2	13	14	41	49	13	-	-	12	61	6
B067B: With marijuana																
1. Not at all	33.8	22.2	50.1	35.7	-	37.6	33.1	28.6	49.6	46.7	13.6	-	-	93.5	25.8	-
2. A few of the times	14.7	17.4	15.5	16.2	100.0	8.0	28.3	13.9	7.6	12.1	21.6	-	-	-	17.6	13.2
3. Some of the times	14.0	15.6	3.8	12.1	-	-	9.2	20.1	14.4	9.2	27.8	-	-	-	16.0	19.6
4. Most of the times	20.3	31.8	13.9	20.9	-	6.3	29.3	19.4	28.4	18.6	37.0	-	-	6.5	21.6	33.6
5. Every time	17.3	13.0	16.7	15.2	-	48.2	-	17.9	-	13.5	-	-	-	-	18.9	33.6
<i>Item 3850 Subject A01h</i>	<i>N†</i>	77	26	39	59	1	13	14	40	48	13	-	-	11	60	6

†=excludes respondents for whom question was inappropriate.

QUESTIONNAIRE FORM 1 1999	TOTAL	SEX		RACE		REGION				COLLEGE PLANS?		ILLICIT DRUG USE: LIFETIME					
		M	F	White	Black	NE	NC	S	W	Yes	No	None	Mari- juana Only	Few Pills	More Pills	Any Her- oin	
<i>N (Weighted No. of Cases):</i> <i>% of Weighted Total:</i>	2339 100.0	1056 45.2	1120 47.9	1553 66.4	282 12.1	427 18.2	612 26.2	853 36.5	447 19.1	1680 71.8	431 18.4	1054 45.0	630 26.9	197 8.4	324 13.9	39 1.7	
B067C: With LSD																	
1. Not at all	90.1	93.2	96.2	92.1	-	88.9	94.1	86.5	100.0	91.1	81.2	-	-	100.0	90.6	66.4	
2. A few of the times	6.1	3.2	3.8	7.9	-	11.1	5.9	6.1	-	4.8	18.8	-	-	-	7.8	-	
3. Some of the times	-	-	-	-	-	-	-	-	-	-	-	-	-	-	-	-	
4. Most of the times	3.8	3.6	-	-	100.0	-	-	7.4	-	4.2	-	-	-	-	1.6	33.6	
5. Every time	-	-	-	-	-	-	-	-	-	-	-	-	-	-	-	-	
<i>Item 3860 Subject A01h</i>	<i>N†</i>	77	26	39	59	1	13	14	40	10	48	13	-	-	11	60	6
B067D: With psychedelics other than LSD																	
1. Not at all	92.0	93.2	100.0	94.5	-	100.0	94.1	86.5	100.0	94.1	81.2	-	-	100.0	93.0	66.4	
2. A few of the times	4.2	3.2	-	5.5	-	-	5.9	6.1	-	1.7	18.8	-	-	-	5.4	-	
3. Some of the times	-	-	-	-	-	-	-	-	-	-	-	-	-	-	-	-	
4. Most of the times	2.6	-	-	-	-	-	-	5.1	-	4.2	-	-	-	-	-	33.6	
5. Every time	1.2	3.6	-	-	100.0	-	-	2.3	-	-	-	-	-	-	1.6	-	
<i>Item 3870 Subject A01h</i>	<i>N†</i>	77	26	39	59	1	13	14	40	10	48	13	-	-	11	60	6
B067E: With amphetamines																	
1. Not at all	85.0	96.8	89.7	91.9	100.0	93.2	94.1	79.7	82.0	85.8	100.0	-	-	100.0	86.2	46.8	
2. A few of the times	9.1	3.2	4.1	4.1	-	6.8	5.9	8.7	18.0	5.0	-	-	-	-	9.7	19.6	
3. Some of the times	-	-	-	-	-	-	-	-	-	-	-	-	-	-	-	-	
4. Most of the times	5.8	-	6.2	4.1	-	-	-	11.6	-	9.2	-	-	-	-	4.1	33.6	
5. Every time	-	-	-	-	-	-	-	-	-	-	-	-	-	-	-	-	
<i>Item 3880 Subject A01h</i>	<i>N†</i>	76	26	39	59	1	13	14	38	10	48	13	-	-	11	59	6
B067F: With quaaludes																	
1. Not at all	95.1	96.4	97.8	98.6	-	100.0	100.0	90.5	100.0	94.0	100.0	-	-	100.0	97.0	66.4	
2. A few of the times	2.3	3.6	2.2	1.4	100.0	-	-	4.5	-	1.8	-	-	-	-	3.0	-	
3. Some of the times	-	-	-	-	-	-	-	-	-	-	-	-	-	-	-	-	
4. Most of the times	2.6	-	-	-	-	-	-	5.1	-	4.2	-	-	-	-	-	33.6	
5. Every time	-	-	-	-	-	-	-	-	-	-	-	-	-	-	-	-	
<i>Item 3890 Subject A01h</i>	<i>N†</i>	77	26	39	59	1	13	14	40	10	48	13	-	-	11	60	6
B067G: With barbiturates																	
1. Not at all	93.4	100.0	96.2	97.6	100.0	88.9	100.0	90.8	100.0	94.7	100.0	-	-	100.0	94.8	66.4	
2. A few of the times	4.0	-	3.8	2.4	-	11.1	-	4.2	-	1.2	-	-	-	-	5.2	-	
3. Some of the times	-	-	-	-	-	-	-	-	-	-	-	-	-	-	-	-	
4. Most of the times	2.6	-	-	-	-	-	-	5.1	-	4.2	-	-	-	-	-	33.6	
5. Every time	-	-	-	-	-	-	-	-	-	-	-	-	-	-	-	-	
<i>Item 3900 Subject A01h</i>	<i>N†</i>	77	26	39	59	1	13	14	40	10	48	13	-	-	11	60	6
B068: What have been the most important reasons for your taking tranquilizers without a doctor's orders? (Mark all that apply.)																	
A. To experiment—to see what it's like	66.4	78.8	56.1	65.2	100.0	72.9	72.6	65.8	52.4	67.7	71.4	-	-	46.7	67.0	86.8	
B. To relax or relieve tension	74.2	76.3	66.5	73.0	-	90.6	80.2	70.0	64.0	71.2	91.3	-	-	55.0	77.6	66.4	
C. To feel good or get high	56.4	48.5	61.3	58.8	-	77.2	66.2	49.0	48.8	51.0	67.1	-	-	12.2	62.6	53.2	
D. To seek deeper insights and understanding	11.0	8.8	3.9	8.7	100.0	4.9	-	18.9	-	7.6	18.8	-	-	-	10.2	33.6	
E. To have a good time with my friends	32.9	34.9	32.5	36.8	-	20.9	38.2	33.4	37.6	30.8	64.5	-	-	42.3	29.6	53.2	
F. To fit in with a group I like	6.3	17.9	-	7.8	-	-	6.5	9.4	-	7.3	-	-	-	30.1	3.7	-	
G. To get away from my problems or troubles	15.6	24.1	4.3	10.1	-	7.9	34.5	14.9	-	16.3	19.5	-	-	-	15.9	33.6	
H. Because of boredom, nothing else to do	21.3	25.8	21.9	20.8	100.0	21.1	30.8	12.7	45.3	19.7	37.0	-	-	-	21.0	53.2	
I. Because of anger or frustration	14.7	20.1	11.2	12.5	-	30.9	11.3	13.1	7.7	12.9	-	-	-	12.7	16.5	-	
J. To get through the day	10.3	16.1	2.7	12.8	-	2.8	18.6	11.8	-	2.9	38.3	-	-	-	12.7	-	
K. To increase the effects of some other drug(s)	21.0	14.7	19.1	15.8	-	-	30.2	25.6	12.9	22.6	19.5	-	-	-	17.3	86.8	
L. To decrease (offset) the effects of some other drug(s)	9.0	3.6	9.1	9.6	100.0	-	-	16.6	-	7.3	18.8	-	-	-	11.1	-	
M. To get to sleep	37.5	35.4	29.9	33.6	-	43.4	43.1	38.8	16.3	25.9	64.5	-	-	24.4	38.3	46.8	
N. To relieve physical pain	32.9	31.4	34.7	31.5	-	12.5	44.7	38.8	14.2	34.7	30.8	-	-	40.6	31.8	33.6	
O. Because I am "hooked"—I have to have them	0.8	-	1.6	1.0	-	5.1	-	-	-	1.3	-	-	-	-	0.9	-	
<i>Item 3910-4040 Subject A06a</i>	<i>N†</i>	73	26	36	59	1	11	13	40	9	45	13	-	-	8	59	6

†=excludes respondents for whom question was inappropriate.

QUESTIONNAIRE FORM 1 1999	TOTAL	SEX		RACE		REGION				COLLEGE PLANS?		ILLCIT DRUG USE: LIFETIME					
		M	F	White	Black	NE	NC	S	W	Yes	No	None	Mari- juana Only	Few Pills	More Pills	Any Her- oin	
<i>N (Weighted No. of Cases):</i>	2339	1056	1120	1553	282	427	612	853	447	1680	431	1054	630	197	324	39	
<i>% of Weighted Total:</i>	100.0	45.2	47.9	66.4	12.1	18.2	26.2	36.5	19.1	71.8	18.4	45.0	26.9	8.4	13.9	1.7	
B069: When you take tranquilizers, how high do you usually get?																	
1. Not at all high	7.9	-	8.7	3.0	-	25.3	5.9	6.1	-	6.9	-	-	-	23.2	6.0	-	
2. A little high	22.2	27.9	23.6	24.2	100.0	26.7	10.8	27.7	11.3	28.4	-	-	-	18.7	23.5	19.6	
3. Moderately high	39.8	48.9	34.7	42.6	-	31.3	56.8	33.8	49.0	32.3	82.5	-	-	9.0	48.9	13.2	
4. Very high	19.2	19.4	16.3	19.4	-	16.8	6.1	23.8	21.7	17.3	17.5	-	-	22.2	14.0	67.3	
5. I don't take them to get high	10.9	3.9	16.7	10.9	-	-	20.4	8.6	18.1	15.1	-	-	-	26.9	7.6	-	
<i>Item 4050 Subject A01e</i>	<i>N†</i>	76	24	39	56	2	11	14	41	10	49	13	-	-	11	58	6
B070: When you take tranquilizers, how long do you usually stay high?																	
1. Usually don't get high	11.5	3.8	13.7	9.3	-	11.1	20.7	8.4	12.4	12.7	-	-	-	31.0	9.9	-	
2. One to two hours	36.4	51.7	34.0	41.3	100.0	47.7	18.8	38.0	42.8	38.7	28.1	-	-	54.0	36.0	19.6	
3. Three to six hours	41.9	36.4	47.2	44.6	-	41.2	50.4	40.3	38.0	39.3	60.2	-	-	15.0	46.2	46.8	
4. Seven to 24 hours	9.0	8.1	5.1	4.9	-	-	10.2	11.1	6.7	9.4	11.6	-	-	-	8.0	33.6	
5. More than 24 hours	1.3	-	-	-	-	-	-	2.2	-	-	-	-	-	-	-	-	
<i>Item 4060 Subject A01f</i>	<i>N†</i>	74	24	36	56	2	9	13	42	10	46	13	-	-	9	58	6
B071: What tranquilizers have you taken during the last year without a doctor's orders? (Mark all that apply.)																	
A. Librium	12.8	3.6	15.3	11.8	-	-	6.4	12.8	33.8	18.2	-	-	-	-	11.6	33.6	
B. Valium	80.7	90.6	72.0	81.0	100.0	82.5	67.8	84.5	80.6	80.6	80.0	-	-	81.8	78.1	100.0	
C. Miltown	7.2	-	6.5	4.3	-	-	-	12.8	-	9.4	-	-	-	-	4.3	33.6	
D. Equanil	4.0	-	-	-	-	-	-	7.0	-	4.3	-	-	-	-	-	33.6	
E. Meprobamate	4.0	-	-	-	-	-	-	7.0	-	4.3	-	-	-	-	-	33.6	
F. Serax	5.5	-	11.1	4.3	-	18.2	-	5.8	-	8.7	-	-	-	15.8	4.3	-	
G. Atarax	4.2	-	3.1	2.1	-	-	-	7.5	-	6.7	-	-	-	-	2.0	33.6	
H. Tranxene	7.9	5.5	12.2	10.5	-	-	7.3	11.7	-	7.6	-	-	-	9.1	8.6	-	
I. Vistaril	2.7	-	-	-	-	-	-	4.8	-	4.3	-	-	-	-	-	33.6	
J. Don't know the names of some tranquilizers I have used	42.9	36.8	47.8	43.6	-	50.9	57.1	38.4	34.8	43.3	50.7	-	-	24.6	46.0	53.2	
<i>Item 4070-4160 Subject A01l</i>	<i>N†</i>	74	24	37	56	2	9	13	42	10	47	13	-	-	11	56	6
B072: Have you ever tried to stop using tranquilizers and found that you couldn't stop?																	
1. Yes	3.5	4.6	1.5	3.1	-	4.3	-	5.3	-	1.1	-	-	-	-	3.1	-	
2. No	96.5	95.4	98.5	96.9	100.0	95.7	100.0	94.7	100.0	98.9	100.0	-	-	100.0	96.9	100.0	
<i>Item 4170 Subject A01i</i>	<i>N†</i>	80	29	39	61	2	13	14	43	10	49	14	-	-	13	61	6
B073: Do you think you will be using tranquilizers without a doctor's orders five years from now?																	
1. I definitely will	0.6	0.6	0.2	0.2	1.4	0.6	0.3	0.9	0.6	0.4	1.2	0.1	0.5	0.4	2.0	5.4	
2. I probably will	1.6	2.0	1.2	1.1	0.8	2.5	1.1	1.2	2.4	1.2	2.4	0.4	0.3	5.1	6.2	5.7	
3. I probably will not	13.4	11.5	15.1	13.7	7.4	18.2	13.0	12.6	10.9	14.1	12.5	8.7	10.3	24.7	25.5	25.9	
4. I definitely will not	84.3	85.8	83.5	85.0	90.4	78.7	85.6	85.3	86.2	84.4	83.8	90.8	88.9	69.9	66.2	63.1	
<i>Item 4180 Subject A04a</i>	<i>N</i>	2157	987	1080	1496	257	393	563	785	416	1610	401	1018	581	185	289	37
The next questions are about the use of different forms of cocaine, such as "crack," powder, freebase, or coca paste.																	
B074: Have you ever taken cocaine in "crack" form or in any other freebase form—that is, where you inhaled the fumes from smoking, heating, or burning it?																	
1. No—GO TO Q.B076	95.6	96.6	95.9	96.1	99.0	96.6	96.7	95.0	94.6	96.6	94.3	100.0	100.0	91.5	80.0	42.8	
2. Yes	4.4	3.4	4.1	3.9	1.0	3.4	3.3	5.0	5.4	3.4	5.7	-	-	8.5	20.0	57.2	
<i>Item 22250 Subject A01a</i>	<i>N</i>	2202	1021	1087	1520	261	402	580	795	426	1640	411	1030	604	187	299	35
B075: On how many occasions (if any) have you taken "crack" (cocaine in chunk or rock form) . . .																	

†=excludes respondents for whom question was inappropriate.

DESCRIPTIVE RESULTS: 1999

73

QUESTIONNAIRE FORM 1 1999	TOTAL	SEX		RACE		REGION				COLLEGE PLANS?		ILLICIT DRUG USE: LIFETIME				
		M	F	White	Black	NE	NC	S	W	Yes	No	None	Mari- juana Only	Few Pills	More Pills	Any Her- oin
<i>N (Weighted No. of Cases):</i>	2339	1056	1120	1553	282	427	612	853	447	1680	431	1054	630	197	324	39
<i>% of Weighted Total:</i>	100.0	45.2	47.9	66.4	12.1	18.2	26.2	36.5	19.1	71.8	18.4	45.0	26.9	8.4	13.9	1.7
B075A: . . . in your lifetime?																
1. 0 occasions -- incl. (1) in B074	96.1	96.9	96.6	96.4	99.4	96.9	97.1	95.6	95.0	97.0	94.9	100.0	100.0	93.8	82.2	42.8
2. 1-2	1.4	0.9	1.7	1.4	-	1.5	0.7	1.8	1.3	1.4	1.2	-	-	6.2	4.7	11.9
3. 3-5	0.7	0.5	0.4	0.6	-	-	1.3	0.7	0.4	0.5	0.4	-	-	-	3.9	7.6
4. 6-9	0.9	1.4	0.5	0.8	-	0.4	0.8	0.5	2.4	0.4	2.2	-	-	-	5.6	10.2
5. 10-19	0.3	0.3	0.1	0.2	0.5	0.4	0.1	0.4	0.2	0.1	0.3	-	-	-	1.3	6.1
6. 20-39	0.2	-	0.3	0.2	-	0.3	-	0.3	-	0.2	-	-	-	-	1.2	-
7. 40 or more	0.5	*	0.4	0.4	0.1	0.6	-	0.7	0.7	0.3	0.8	-	-	-	1.1	21.5
<i>Item 22260 Subject A01a</i>	<i>N</i>	<i>2204</i>	<i>1021</i>	<i>1088</i>	<i>1522</i>	<i>402</i>	<i>580</i>	<i>796</i>	<i>427</i>	<i>1641</i>	<i>412</i>	<i>1030</i>	<i>604</i>	<i>187</i>	<i>301</i>	<i>35</i>
B075B: . . . during the last 12 months?																
1. 0 occasions -- incl. (1) in B074	97.2	97.4	98.0	97.7	99.4	97.5	98.3	97.2	95.5	98.2	95.3	100.0	100.0	94.3	87.3	63.5
2. 1-2	1.2	1.2	1.0	1.1	-	1.6	0.9	1.2	1.2	1.1	1.0	-	-	5.7	3.0	19.8
3. 3-5	0.6	0.6	0.3	0.4	-	0.5	0.2	0.4	1.5	0.3	1.2	-	-	-	4.3	-
4. 6-9	0.4	0.6	0.1	0.2	-	-	0.4	0.2	0.9	*	1.4	-	-	-	2.7	-
5. 10-19	0.2	0.2	0.2	0.2	0.5	*	0.1	0.2	0.3	0.1	0.4	-	-	-	0.6	5.8
6. 20-39	0.3	-	0.4	0.4	-	0.2	-	0.6	0.2	0.2	0.6	-	-	-	1.9	2.0
7. 40 or more	0.2	*	0.1	-	0.1	0.1	-	0.3	0.3	0.1	0.1	-	-	-	0.3	8.9
<i>Item 22270 Subject A01b</i>	<i>N</i>	<i>2204</i>	<i>1021</i>	<i>1088</i>	<i>1522</i>	<i>402</i>	<i>580</i>	<i>796</i>	<i>427</i>	<i>1641</i>	<i>412</i>	<i>1030</i>	<i>604</i>	<i>187</i>	<i>301</i>	<i>35</i>
B075C: . . . during the last 30 days?																
1. 0 occasions -- incl. (1) in B074	98.5	98.6	99.0	99.0	99.4	98.8	99.6	98.4	96.9	99.1	97.2	100.0	100.0	98.8	92.2	78.8
2. 1-2	1.1	1.3	0.5	0.7	-	1.0	0.4	0.9	2.4	0.5	2.5	-	-	1.2	6.2	6.7
3. 3-5	0.2	0.1	0.3	0.2	-	*	-	0.3	0.4	0.2	0.2	-	-	-	1.2	2.0
4. 6-9	*	-	0.1	0.1	-	0.2	-	-	-	0.1	-	-	-	-	0.3	-
5. 10-19	0.1	-	0.1	-	0.5	-	-	0.2	-	0.1	-	-	-	-	-	3.6
6. 20-39	0.1	-	-	-	-	-	-	-	0.3	-	-	-	-	-	-	3.3
7. 40 or more	0.1	*	-	-	0.1	-	-	0.3	0.1	0.1	0.1	-	-	-	0.1	5.7
<i>Item 22280 Subject A01c</i>	<i>N</i>	<i>2204</i>	<i>1021</i>	<i>1088</i>	<i>1522</i>	<i>402</i>	<i>580</i>	<i>796</i>	<i>427</i>	<i>1641</i>	<i>412</i>	<i>1030</i>	<i>604</i>	<i>187</i>	<i>301</i>	<i>35</i>
B076: On how many occasions (if any) have you taken cocaine in any other form . . .																
B076A: . . . in your lifetime?																
1. 0 occasions	92.2	92.7	93.4	92.2	98.4	95.7	92.4	90.5	91.7	94.1	89.2	100.0	100.0	85.2	62.3	19.4
2. 1-2	3.4	3.6	3.2	3.9	0.6	2.2	3.8	3.6	3.5	2.9	5.3	-	-	14.8	12.8	21.5
3. 3-5	1.1	1.0	0.6	0.8	-	0.9	1.4	1.4	0.1	0.7	0.5	-	-	-	6.7	8.8
4. 6-9	1.0	0.6	1.0	0.9	-	-	1.1	1.5	0.9	0.8	1.0	-	-	-	6.8	5.8
5. 10-9	1.2	1.5	0.9	1.0	0.5	0.6	1.1	0.7	2.8	0.7	2.3	-	-	-	5.5	24.6
6. 20-39	0.5	0.4	0.5	0.6	-	-	0.1	1.2	0.4	0.5	0.7	-	-	-	3.8	1.8
7. 40 or more	0.6	0.3	0.4	0.6	0.6	0.6	-	1.1	0.5	0.4	1.0	-	-	-	2.1	18.0
<i>Item 22320 Subject A01a</i>	<i>N</i>	<i>2194</i>	<i>1016</i>	<i>1087</i>	<i>1517</i>	<i>398</i>	<i>573</i>	<i>799</i>	<i>423</i>	<i>1635</i>	<i>406</i>	<i>1033</i>	<i>591</i>	<i>187</i>	<i>300</i>	<i>38</i>
B076B: . . . during the last 12 months?																
1. 0 occasions	95.1	94.8	96.7	95.0	99.0	97.0	95.6	94.1	94.4	96.3	93.5	100.0	100.0	92.4	74.4	54.2
2. 1-2	1.9	2.7	1.3	2.5	-	1.7	2.1	2.1	1.7	1.7	2.1	-	-	7.6	7.3	18.2
3. 3-5	0.8	0.5	0.6	0.7	-	0.7	0.4	1.1	0.6	0.4	0.6	-	-	-	5.2	2.5
4. 6-9	1.0	0.9	0.7	0.7	-	0.4	1.0	0.6	2.2	0.7	1.4	-	-	-	6.9	4.0
5. 10-19	0.7	0.8	0.6	0.9	0.9	-	0.9	1.1	0.6	0.4	2.2	-	-	-	4.1	10.8
6. 20-39	0.3	0.2	0.1	0.2	-	0.2	-	0.5	0.2	0.2	-	-	-	-	1.7	1.8
7. 40 or more	0.2	0.1	-	0.1	0.1	-	-	0.4	0.3	0.2	0.1	-	-	-	0.5	8.4
<i>Item 22330 Subject A01b</i>	<i>N</i>	<i>2193</i>	<i>1015</i>	<i>1087</i>	<i>1516</i>	<i>398</i>	<i>573</i>	<i>798</i>	<i>423</i>	<i>1634</i>	<i>406</i>	<i>1033</i>	<i>591</i>	<i>187</i>	<i>299</i>	<i>38</i>
B076C: . . . during the last 30 days?																
1. 0 occasions	97.8	97.9	98.4	98.1	99.4	98.4	98.0	97.5	97.5	98.3	98.4	100.0	100.0	99.0	88.1	72.2
2. 1-2	1.1	1.4	0.8	1.2	-	0.5	1.8	1.4	0.4	0.7	1.2	-	-	1.0	6.0	14.1
3. 3-5	0.5	0.5	0.3	0.2	-	0.4	0.2	0.5	0.9	0.5	0.1	-	-	-	3.2	1.8
4. 6-9	0.3	0.1	0.4	0.3	-	0.6	-	0.1	0.8	0.3	0.2	-	-	-	2.3	-
5. 10-19	0.1	-	0.1	-	0.5	-	-	0.2	-	0.1	-	-	-	-	-	3.4
6. 20-39	0.1	-	-	-	-	-	-	0.3	0.3	0.1	-	-	-	-	-	8.4
7. 40 or more	0.1	0.1	-	0.1	0.1	-	-	0.1	0.1	0.1	0.1	-	-	-	0.5	-
<i>Item 22340 Subject A01c</i>	<i>N</i>	<i>2194</i>	<i>1016</i>	<i>1087</i>	<i>1516</i>	<i>399</i>	<i>573</i>	<i>800</i>	<i>423</i>	<i>1635</i>	<i>406</i>	<i>1033</i>	<i>591</i>	<i>187</i>	<i>299</i>	<i>38</i>
IF YOU HAVE NOT TAKEN ANY COCAINE (POWDER, CRACK, FREEBASE, ETC.) IN THE LAST TWELVE MONTHS, GO TO Q.B085.																

*=less than .05 percent.

QUESTIONNAIRE FORM 1 1999	TOTAL	SEX		RACE		REGION				COLLEGE PLANS?		ILLICIT DRUG USE: LIFETIME					
		M	F	White	Black	NE	NC	S	W	Yes	No	None	Mari- juana Only	Few Pills	More Pills	Any Her- oin	
<i>N (Weighted No. of Cases):</i>	2339	1056	1120	1553	282	427	612	853	447	1680	431	1054	630	197	324	39	
<i>% of Weighted Total:</i>	100.0	45.2	47.9	66.4	12.1	18.2	26.2	36.5	19.1	71.8	18.4	45.0	26.9	8.4	13.9	1.7	
B077: When you used cocaine during the last year, how often did you use it in each of the following situations?																	
B077A: When you were alone																	
1. Not at all	72.9	75.7	72.7	74.0	36.3	82.3	86.9	60.2	80.9	74.4	65.6	-	-	92.2	72.7	55.5	
2. A few of the times	14.9	13.6	24.3	18.3	-	12.7	13.1	16.3	14.8	17.2	22.2	-	-	7.8	18.6	8.0	
3. Some of the times	4.4	-	-	2.9	-	-	-	7.8	3.5	2.9	7.7	-	-	-	2.9	14.3	
4. Most of the times	4.2	3.3	3.0	2.4	22.4	2.5	-	8.7	-	4.7	-	-	-	-	2.4	14.8	
5. Every time	3.6	7.4	-	2.3	41.2	2.5	-	7.0	0.8	0.8	4.5	-	-	-	3.5	7.5	
<i>Item 4190 Subject A05a</i>	<i>N†</i>	127	61	43	82	6	13	24	57	33	69	31	-	-	20	84	22
B077B: With just 1 or 2 other people																	
1. Not at all	10.6	16.4	8.0	10.8	57.1	1.2	4.3	12.1	16.0	12.6	6.4	-	-	23.0	6.0	16.5	
2. A few of the times	33.0	29.2	42.7	33.9	-	29.2	43.3	22.3	45.1	28.2	34.3	-	-	46.3	30.1	32.2	
3. Some of the times	10.8	13.0	7.2	12.3	-	7.1	16.9	11.2	7.1	9.8	13.0	-	-	-	15.4	3.1	
4. Most of the times	28.0	22.2	25.9	28.6	35.2	39.9	14.2	38.7	15.4	32.8	26.9	-	-	16.5	28.0	38.1	
5. Every time	17.6	19.2	16.2	14.4	7.7	22.6	21.3	15.6	16.5	16.6	19.4	-	-	14.2	20.5	10.1	
<i>Item 4200 Subject A05b</i>	<i>N†</i>	124	59	43	82	4	13	24	55	33	67	33	-	-	20	83	22
B077C: At a party																	
1. Not at all	33.9	30.6	46.7	31.7	57.1	51.4	31.6	37.1	23.5	37.0	22.2	-	-	45.0	27.2	49.4	
2. A few of the times	28.3	35.4	13.9	24.4	-	8.2	31.6	23.2	42.0	21.0	40.1	-	-	38.6	29.4	14.9	
3. Some of the times	12.1	11.2	6.1	12.9	-	1.2	25.8	12.4	5.6	5.9	22.8	-	-	-	16.0	8.4	
4. Most of the times	11.6	1.4	28.6	14.4	35.2	25.7	3.4	8.9	16.7	16.1	6.9	-	-	16.5	12.0	5.8	
5. Every time	14.1	21.4	4.6	16.6	7.7	13.5	7.6	18.3	12.1	20.0	8.0	-	-	-	15.4	21.6	
<i>Item 4210 Subject A05c</i>	<i>N†</i>	126	60	43	83	4	13	24	56	33	68	33	-	-	20	84	22
B077D: When your date or spouse was present																	
1. Not at all	71.4	81.8	54.7	70.6	67.3	60.1	80.0	76.3	61.2	65.8	79.0	-	-	100.0	67.0	61.0	
2. A few of the times	12.9	12.1	20.0	15.9	-	11.5	9.6	13.3	15.3	13.2	16.9	-	-	-	17.2	9.0	
3. Some of the times	5.6	-	8.8	3.8	-	-	-	8.0	7.8	8.4	-	-	-	-	3.8	17.4	
4. Most of the times	2.9	2.5	4.9	1.0	26.8	1.2	6.2	2.3	2.1	5.2	-	-	-	-	1.0	12.6	
5. Every time	7.2	3.7	11.6	8.6	5.9	27.2	4.1	-	13.7	7.4	4.1	-	-	-	10.9	-	
<i>Item 4220 Subject A05b</i>	<i>N†</i>	125	61	43	81	5	13	24	55	33	69	31	-	-	20	82	22
B077E: When people over age 30 were present																	
1. Not at all	73.7	78.4	71.9	76.8	59.4	91.8	73.7	71.8	70.2	71.8	77.2	-	-	90.3	74.1	56.8	
2. A few of the times	11.2	12.2	9.0	10.9	-	1.2	20.1	8.0	13.9	11.8	9.7	-	-	6.2	13.9	5.9	
3. Some of the times	7.8	3.0	7.2	3.2	-	-	6.2	13.2	3.0	9.5	-	-	-	-	6.7	19.0	
4. Most of the times	3.1	1.6	6.8	3.2	33.3	7.1	-	2.3	5.3	3.1	5.4	-	-	-	2.2	9.3	
5. Every time	4.1	4.8	5.2	5.9	7.3	-	-	4.7	7.6	3.8	7.7	-	-	3.4	3.0	9.0	
<i>Item 4230 Subject A05b</i>	<i>N†</i>	126	60	43	83	4	13	24	56	33	69	33	-	-	19	84	22
B077F: During the daytime (before 4:00 p.m.)																	
1. Not at all	52.4	65.9	38.1	53.9	67.3	90.4	41.5	56.8	38.6	52.5	51.2	-	-	91.5	46.8	36.7	
2. A few of the times	20.4	14.6	30.4	24.6	-	-	41.4	10.9	28.9	21.7	23.4	-	-	-	25.8	19.1	
3. Some of the times	14.3	12.8	7.8	15.6	-	7.1	12.8	20.3	7.8	12.2	20.0	-	-	-	17.0	17.4	
4. Most of the times	10.0	6.3	19.6	4.6	26.8	2.5	-	9.1	21.8	12.1	2.4	-	-	3.2	8.1	23.7	
5. Every time	2.9	0.5	4.0	1.3	5.9	-	4.3	2.9	3.0	1.5	3.0	-	-	5.3	2.3	3.1	
<i>Item 4240 Subject A05c</i>	<i>N†</i>	127	61	43	83	5	13	24	57	33	69	33	-	-	20	84	22
B077G: At your home (or apartment or dorm)																	
1. Not at all	58.5	66.9	57.4	62.4	59.4	81.0	70.4	50.3	55.2	65.0	53.5	-	-	91.8	53.3	48.1	
2. A few of the times	22.6	18.0	23.5	23.2	-	2.3	19.3	25.3	27.9	15.2	45.6	-	-	8.2	27.9	15.6	
3. Some of the times	9.5	10.9	6.7	10.6	-	-	10.3	13.1	6.3	10.5	-	-	-	-	13.4	3.1	
4. Most of the times	7.0	1.9	12.4	2.4	33.3	9.6	-	7.9	9.7	7.7	-	-	-	-	2.8	29.2	
5. Every time	2.4	2.3	-	1.3	7.3	7.1	-	3.4	0.8	1.6	0.9	-	-	-	2.6	4.0	
<i>Item 4250 Subject A05c</i>	<i>N†</i>	126	60	43	83	4	13	24	56	33	69	33	-	-	19	84	22

†=excludes respondents for whom question was inappropriate.

QUESTIONNAIRE FORM 1 1999	TOTAL	SEX		RACE		REGION				COLLEGE PLANS?		ILLICIT DRUG USE: LIFETIME				
		M	F	White	Black	NE	NC	S	W	Yes	No	None	Mari- juana Only	Few Pills	More Pills	Any Her- oin
<i>N (Weighted No. of Cases):</i> <i>% of Weighted Total:</i>	2339 100.0	1056 45.2	1120 47.9	1553 66.4	282 12.1	427 18.2	612 26.2	853 36.5	447 19.1	1680 71.8	431 18.4	1054 45.0	630 26.9	197 8.4	324 13.9	39 1.7
B077H: At school																
1. Not at all	81.0	85.4	76.4	88.7	43.4	91.8	100.0	78.5	67.3	80.7	93.0	-	-	100.0	83.2	55.0
2. A few of the times	10.0	7.8	15.4	8.6	23.9	1.2	-	12.8	15.8	6.7	6.1	-	-	-	7.9	27.1
3. Some of the times	1.2	-	3.6	1.1	-	7.1	-	-	2.1	2.3	-	-	-	-	1.1	3.1
4. Most of the times	7.5	6.3	4.6	1.7	26.8	-	-	8.7	13.9	10.4	-	-	-	-	7.5	14.8
5. Every time	0.2	0.5	-	-	5.9	-	-	-	0.8	-	0.9	-	-	-	0.3	-
<i>Item 4260 Subject A05c</i> <i>N†</i>	127	61	43	83	5	13	24	57	33	69	33	-	-	20	84	22
B077I: In a car																
1. Not at all	53.5	50.8	73.6	58.3	57.1	76.5	39.3	45.0	69.7	57.6	48.5	-	-	82.1	45.0	60.4
2. A few of the times	17.0	19.2	6.3	9.9	-	22.3	21.7	14.4	15.8	12.6	14.6	-	-	13.7	22.1	0.7
3. Some of the times	12.1	14.0	6.1	10.6	-	1.2	27.9	9.7	8.6	11.5	16.2	-	-	-	11.7	24.2
4. Most of the times	12.6	11.3	10.5	17.5	35.2	-	-	27.9	0.8	14.9	16.6	-	-	-	15.0	14.8
5. Every time	4.8	4.7	3.5	3.7	7.7	-	11.1	3.0	5.1	3.5	4.1	-	-	4.3	6.2	-
<i>Item 4280 Subject A05c</i> <i>N†</i>	126	60	43	83	4	13	24	56	33	68	33	-	-	20	84	22
B078: How many of the times when you used cocaine during the last year did you use it along with each of the following drugs—that is, so that their effects overlapped?																
B078A: With alcohol																
1. Not at all	39.9	40.8	33.6	35.5	94.1	35.2	25.3	47.6	38.6	42.8	25.6	-	-	39.7	36.1	51.1
2. A few of the times	23.9	29.9	18.8	21.6	-	24.5	33.7	16.9	28.7	17.8	39.8	-	-	39.6	24.2	9.9
3. Some of the times	10.4	6.5	17.9	12.5	-	4.9	24.3	3.6	14.1	9.2	11.9	-	-	-	15.0	3.1
4. Most of the times	7.6	4.6	7.1	7.0	-	-	4.3	5.8	15.6	2.7	12.3	-	-	-	9.2	8.8
5. Every time	18.3	18.2	22.6	23.4	5.9	35.4	12.4	26.1	3.0	27.5	10.4	-	-	20.7	15.5	27.0
<i>Item 4290 Subject A01h</i> <i>N†</i>	125	60	43	83	5	11	23	57	33	68	33	-	-	20	82	22
B078B: With marijuana																
1. Not at all	23.2	22.1	35.6	24.1	94.1	62.0	23.9	19.5	15.6	29.0	21.8	-	-	58.7	15.9	14.6
2. A few of the times	23.1	20.6	29.8	24.4	-	2.6	33.8	18.1	31.6	23.5	27.9	-	-	37.0	18.7	28.1
3. Some of the times	13.6	17.3	7.4	17.4	-	6.2	16.3	20.5	2.2	13.7	19.7	-	-	-	20.0	3.1
4. Most of the times	17.1	12.0	11.0	9.6	-	14.3	18.9	13.4	23.4	7.8	13.5	-	-	-	20.8	19.7
5. Every time	22.9	28.1	16.1	24.5	5.9	14.9	7.2	28.5	27.3	26.0	17.2	-	-	4.3	24.5	34.5
<i>Item 4300 Subject A01h</i> <i>N†</i>	124	60	43	82	5	11	23	57	32	67	33	-	-	20	81	22
B078C: With LSD																
1. Not at all	85.1	86.5	86.2	87.6	92.7	91.8	77.7	87.9	83.2	83.1	93.4	-	-	100.0	82.1	82.0
2. A few of the times	7.1	8.7	2.2	3.5	-	-	7.9	4.6	13.5	6.5	5.7	-	-	-	11.0	-
3. Some of the times	2.6	1.2	6.3	4.0	-	8.2	6.5	-	2.3	1.4	-	-	-	-	4.1	-
4. Most of the times	0.9	1.7	-	1.3	-	-	4.3	-	-	1.6	-	-	-	-	1.3	-
5. Every time	4.4	1.9	5.3	3.6	7.3	-	3.6	7.5	0.9	7.5	0.9	-	-	-	1.5	18.0
<i>Item 4310 Subject A01h</i> <i>N†</i>	118	58	38	78	4	11	23	53	30	65	30	-	-	19	76	22
B078D: With psychedelics other than LSD																
1. Not at all	90.3	93.6	95.9	93.1	100.0	100.0	93.5	88.8	87.3	93.4	97.1	-	-	100.0	87.4	91.0
2. A few of the times	4.2	1.4	-	1.1	-	-	-	7.5	2.9	-	2.9	-	-	-	6.7	-
3. Some of the times	1.3	-	4.1	2.0	-	-	6.5	-	-	-	-	-	-	-	2.0	-
4. Most of the times	0.6	1.2	-	0.9	-	-	-	-	2.3	-	-	-	-	-	0.9	-
5. Every time	3.6	3.8	-	2.9	-	-	-	3.7	7.5	6.6	-	-	-	-	3.0	9.0
<i>Item 4320 Subject A01h</i> <i>N†</i>	117	59	37	77	4	10	23	54	30	64	29	-	-	20	75	22
B078E: With amphetamines																
1. Not at all	89.4	93.7	86.9	88.8	100.0	100.0	89.9	84.4	94.8	87.2	97.1	-	-	100.0	89.8	79.0
2. A few of the times	2.6	1.4	1.6	1.9	-	-	3.6	4.2	-	2.2	-	-	-	-	3.2	3.0
3. Some of the times	2.6	1.5	5.5	3.8	-	-	6.5	-	5.2	1.0	2.9	-	-	-	3.9	-
4. Most of the times	-	-	-	-	-	-	-	-	-	-	-	-	-	-	-	-
5. Every time	5.4	3.4	6.0	5.5	-	-	-	11.5	-	9.5	-	-	-	-	3.1	18.0
<i>Item 4330 Subject A01h</i> <i>N†</i>	120	58	40	80	4	11	23	56	30	67	29	-	-	19	78	22

†=excludes respondents for whom question was inappropriate.

MONITORING THE FUTURE

QUESTIONNAIRE FORM 1 1999	TOTAL	SEX		RACE		REGION				COLLEGE PLANS?		ILLICIT DRUG USE: LIFETIME					
		M	F	White	Black	NE	NC	S	W	Yes	No	None	Mari- juana Only	Few Pills	More Pills	Any Her- oin	
<i>N (Weighted No. of Cases):</i>	2339	1056	1120	1553	282	427	612	853	447	1680	431	1054	630	197	324	39	
<i>% of Weighted Total:</i>	100.0	45.2	47.9	66.4	12.1	18.2	26.2	36.5	19.1	71.8	18.4	45.0	26.9	8.4	13.9	1.7	
B078F: With quaaludes																	
1. Not at all	98.3	100.0	100.0	100.0	100.0	100.0	100.0	96.3	100.0	96.9	100.0	-	-	100.0	100.0	91.0	
2. A few of the times	-	-	-	-	-	-	-	-	-	-	-	-	-	-	-	-	
3. Some of the times	-	-	-	-	-	-	-	-	-	-	-	-	-	-	-	-	
4. Most of the times	-	-	-	-	-	-	-	-	-	-	-	-	-	-	-	-	
5. Every time	1.7	-	-	-	-	-	-	3.7	-	3.1	-	-	-	-	-	9.0	
<i>Item 4340 Subject A01h</i>	<i>N†</i>	118	59	37	77	4	11	22	54	30	66	29	-	-	20	75	22
B078G: With barbiturates																	
1. Not at all	96.9	100.0	100.0	100.0	100.0	100.0	100.0	93.1	100.0	96.9	100.0	-	-	100.0	97.8	91.0	
2. A few of the times	1.4	-	-	-	-	-	-	3.1	-	-	-	-	-	-	2.2	-	
3. Some of the times	-	-	-	-	-	-	-	-	-	-	-	-	-	-	-	-	
4. Most of the times	-	-	-	-	-	-	-	-	-	-	-	-	-	-	-	-	
5. Every time	1.7	-	-	-	-	-	-	3.7	-	3.1	-	-	-	-	-	9.0	
<i>Item 4350 Subject A01h</i>	<i>N†</i>	117	58	37	77	4	11	22	53	30	66	29	-	-	19	75	22
B078H: With tranquilizers																	
1. Not at all	90.0	98.6	80.3	89.0	100.0	100.0	96.2	87.2	87.2	87.1	92.9	-	-	100.0	91.2	76.7	
2. A few of the times	5.2	1.4	10.3	6.3	-	-	3.8	3.6	10.6	4.2	7.1	-	-	-	3.9	14.3	
3. Some of the times	1.2	-	3.5	1.8	-	-	-	1.3	2.2	2.2	-	-	-	-	1.8	-	
4. Most of the times	-	-	-	-	-	-	-	-	-	-	-	-	-	-	-	-	
5. Every time	3.7	-	5.8	3.0	-	-	-	7.9	-	6.6	-	-	-	-	3.1	9.0	
<i>Item 4360 Subject A01h</i>	<i>N†</i>	121	58	41	81	4	11	22	56	32	67	32	-	-	19	79	22
B079: What have been the most important reasons for your taking cocaine? (Mark all that apply.)																	
A. To experiment—to see what it's like	86.3	94.6	78.8	89.1	100.0	81.6	92.3	87.3	81.8	91.2	86.0	-	-	100.0	83.6	85.6	
B. To relax or relieve tension	15.1	10.5	20.3	13.3	42.9	28.8	7.3	11.4	21.8	19.0	13.9	-	-	18.8	12.6	21.2	
C. To feel good or get high	63.9	55.0	75.8	70.2	74.4	78.1	54.4	65.8	63.2	66.2	59.5	-	-	45.8	67.4	65.2	
D. To seek deeper insights and understanding	13.2	11.0	9.0	12.4	74.4	-	12.0	18.0	11.2	16.5	11.8	-	-	-	14.1	20.0	
E. To have a good time with my friends	37.9	44.0	28.7	38.6	42.9	21.2	52.0	31.6	42.8	40.3	42.6	-	-	8.9	44.9	34.6	
F. To fit in with a group I like	1.3	0.5	3.1	-	42.9	-	-	2.5	0.8	1.9	0.9	-	-	-	0.3	5.8	
G. To get away from my problems or troubles	8.3	0.5	15.0	9.0	42.9	13.6	4.1	7.2	11.2	5.9	15.1	-	-	6.1	8.0	11.0	
H. Because of boredom, nothing else to do	30.1	20.2	38.1	25.9	74.4	39.9	24.0	36.5	21.2	32.9	27.2	-	-	24.8	25.7	50.0	
I. Because of anger or frustration	8.6	3.9	11.0	6.9	42.9	32.3	6.1	7.2	4.4	6.8	14.7	-	-	27.7	4.0	11.0	
J. To get through the day	14.0	7.6	20.6	13.2	42.9	30.2	3.3	11.1	20.9	14.6	17.7	-	-	18.8	13.8	11.0	
K. To increase the effects of some other drug(s)	13.6	10.6	11.3	9.9	42.9	-	12.0	19.9	9.9	18.0	3.5	-	-	10.4	5.0	47.8	
L. To decrease (offset) the effects of some other drug(s)	5.2	2.3	3.1	4.4	42.9	-	-	9.4	4.4	3.7	8.3	-	-	-	4.7	11.0	
M. To stay awake	24.5	20.4	20.0	17.1	74.4	44.1	3.3	27.5	29.3	22.7	29.7	-	-	18.8	27.0	20.0	
N. To get more energy	30.7	20.5	32.1	26.4	74.4	45.4	15.2	34.5	31.6	32.4	26.3	-	-	18.8	35.1	23.8	
O. Because I am "hooked"—I have to have it	3.6	0.5	3.1	-	42.9	-	-	5.7	4.4	1.9	0.9	-	-	-	2.4	11.0	
<i>Item 4370-4510 Subject A06a</i>	<i>N†</i>	121	61	41	81	4	12	25	51	33	66	33	-	-	17	82	22
B080: When you take cocaine, how high do you usually get?																	
1. Not at all high	6.8	8.6	7.9	6.6	25.6	37.2	8.1	3.8	-	9.8	3.2	-	-	24.2	5.2	-	
2. A little high	10.8	6.3	16.0	10.0	-	-	17.4	12.4	6.8	13.4	-	-	-	16.5	11.3	4.8	
3. Moderately high	46.7	53.1	32.9	53.9	-	25.4	61.9	46.3	43.6	41.1	64.1	-	-	42.4	47.8	48.1	
4. Very high	30.5	26.3	38.3	27.0	66.7	37.4	12.6	33.3	37.0	32.7	22.0	-	-	16.9	29.2	47.1	
5. I don't take it to get high	5.2	5.7	5.0	2.5	7.7	-	-	4.2	12.7	3.0	10.7	-	-	-	6.6	-	
<i>Item 4520 Subject A01e</i>	<i>N†</i>	124	61	41	82	4	12	25	54	33	67	33	-	-	17	84	22
B081: When you take cocaine, how long do you usually stay high?																	
1. Usually don't get high	9.6	8.6	15.9	9.1	60.9	37.2	8.1	8.8	2.1	14.7	3.2	-	-	24.2	7.6	5.8	
2. One to two hours	39.0	34.5	41.0	46.2	7.7	17.7	36.6	37.5	50.8	32.6	53.2	-	-	24.3	39.6	48.0	
3. Three to six hours	36.8	40.1	36.9	35.3	31.4	34.9	38.1	39.6	31.8	34.9	36.9	-	-	41.1	38.4	27.4	
4. Seven to 24 hours	13.1	15.2	3.9	7.5	-	-	17.2	14.1	13.1	16.0	6.7	-	-	10.4	12.2	18.8	
5. More than 24 hours	1.5	1.6	2.2	1.9	-	10.2	-	-	2.1	1.8	-	-	-	-	2.3	-	
<i>Item 4530 Subject A01f</i>	<i>N†</i>	123	61	41	82	4	12	25	53	33	67	33	-	-	17	84	22

†=excludes respondents for whom question was inappropriate.

DESCRIPTIVE RESULTS: 1999

77

QUESTIONNAIRE FORM 1 1999	TOTAL	SEX		RACE		REGION				COLLEGE PLANS?		ILLICIT DRUG USE: LIFETIME					
		M	F	White	Black	NE	NC	S	W	Yes	No	None	Mari- juana Only	Few Pills	More Pills	Any Her- oin	
<i>N (Weighted No. of Cases):</i>	2339	1056	1120	1553	282	427	612	853	447	1680	431	1054	630	197	324	39	
<i>% of Weighted Total:</i>	100.0	45.2	47.9	66.4	12.1	18.2	26.2	36.5	19.1	71.8	18.4	45.0	26.9	8.4	13.9	1.7	
B082: Have you ever tried to stop using cocaine and found that you couldn't stop?																	
1. Yes	12.2	8.3	16.6	12.3	35.2	21.0	3.2	13.9	13.4	15.6	4.7	-	-	-	12.4	20.7	
2. No	87.8	91.7	83.4	87.7	64.8	79.0	96.8	86.1	86.6	84.4	95.3	-	-	100.0	87.6	79.3	
<i>Item 4540 Subject A01i</i>	<i>N†</i>	<i>124</i>	<i>62</i>	<i>41</i>	<i>82</i>	<i>4</i>	<i>12</i>	<i>26</i>	<i>53</i>	<i>33</i>	<i>67</i>	<i>33</i>	<i>-</i>	<i>-</i>	<i>17</i>	<i>85</i>	<i>22</i>
B083: What forms of cocaine have you used? (Mark all that apply.)																	
A. Cocaine powder	94.6	95.7	90.2	93.4	100.0	72.5	96.8	98.8	94.1	91.2	97.6	-	-	69.1	99.0	96.5	
B. "Crack" or "rock"	37.1	32.4	33.7	33.3	10.3	48.9	39.1	32.6	38.5	31.2	40.9	-	-	35.8	34.6	47.7	
C. "Freebase" or "base"	20.0	15.8	31.5	22.3	10.3	35.1	6.9	16.1	31.0	23.5	20.2	-	-	19.8	18.2	26.6	
D. Coca paste	3.6	0.5	2.3	1.1	10.3	-	-	5.6	4.4	4.4	0.9	-	-	-	1.4	14.3	
<i>Item 4531-4534 Subject A01l</i>	<i>N†</i>	<i>123</i>	<i>61</i>	<i>41</i>	<i>82</i>	<i>3</i>	<i>12</i>	<i>26</i>	<i>52</i>	<i>33</i>	<i>67</i>	<i>33</i>	<i>-</i>	<i>-</i>	<i>16</i>	<i>85</i>	<i>22</i>
B084: What methods have you used for taking cocaine? (Mark all that apply.)																	
A. Sniffing or "snorting"	86.2	86.2	80.3	90.3	100.0	72.5	91.0	98.0	69.1	85.3	89.7	-	-	56.3	93.6	80.1	
B. Smoking	60.5	57.8	63.0	59.4	10.3	72.9	64.8	46.8	73.6	59.8	57.2	-	-	73.5	57.6	62.1	
C. Injection	5.3	4.6	8.8	6.0	57.7	7.2	-	9.0	3.2	5.7	3.3	-	-	-	1.5	23.7	
D. Inhaling fumes	14.3	14.0	10.0	13.2	10.3	46.8	15.4	10.7	7.0	14.3	15.8	-	-	44.5	7.4	18.2	
E. By mouth	22.6	13.9	23.2	14.3	52.6	13.0	21.9	22.0	27.6	20.3	11.8	-	-	-	23.1	37.2	
F. Other	11.5	13.5	13.9	16.7	10.3	7.2	13.4	10.6	12.8	16.9	8.5	-	-	-	14.4	9.0	
<i>Item 4550-4590 Subject A05d</i>	<i>N†</i>	<i>122</i>	<i>61</i>	<i>42</i>	<i>82</i>	<i>3</i>	<i>12</i>	<i>26</i>	<i>51</i>	<i>33</i>	<i>67</i>	<i>33</i>	<i>-</i>	<i>-</i>	<i>16</i>	<i>84</i>	<i>22</i>
B085: Do you think you will be using cocaine five years from now?																	
1. I definitely will	0.3	0.3	0.3	0.2	1.2	0.2	0.6	0.2	0.4	0.3	0.4	0.1	0.6	0.5	0.8	-	
2. I probably will	1.0	1.0	0.7	0.8	0.5	0.7	0.6	1.3	1.0	1.0	0.6	-	0.7	-	2.7	23.3	
3. I probably will not	5.9	6.4	5.0	6.5	2.8	7.7	6.5	4.1	6.7	5.4	7.8	2.4	4.4	8.9	17.1	20.6	
4. I definitely will not	92.8	92.2	94.0	92.5	95.4	91.4	92.3	94.4	91.9	93.3	91.2	97.5	94.3	90.6	79.4	56.1	
<i>Item 4600 Subject A04a</i>	<i>N</i>	<i>2188</i>	<i>1013</i>	<i>1093</i>	<i>1516</i>	<i>264</i>	<i>390</i>	<i>575</i>	<i>796</i>	<i>427</i>	<i>1641</i>	<i>408</i>	<i>1030</i>	<i>597</i>	<i>183</i>	<i>293</i>	<i>39</i>
The next questions are about HEROIN.																	
B086: On how many occasions (if any) have you taken heroin . . .																	
B086A: . . . in your lifetime?																	
1. 0 occasions	98.2	98.6	98.5	98.6	99.5	98.8	98.3	98.2	97.8	98.7	98.7	100.0	100.0	100.0	100.0	-	
2. 1-2	1.0	0.9	0.9	0.7	-	0.3	1.6	0.6	1.8	0.7	0.8	-	-	-	-	59.4	
3. 3-5	0.2	0.1	0.3	0.2	-	0.6	-	0.3	-	0.3	*	-	-	-	-	11.1	
4. 6-9	0.1	*	0.1	0.1	-	0.1	0.1	-	0.2	-	0.2	-	-	-	-	4.7	
5. 10-19	0.1	0.1	0.1	0.1	0.5	-	-	0.3	-	0.2	-	-	-	-	-	6.6	
6. 20-39	0.2	0.2	-	0.1	-	-	-	0.5	-	0.1	-	-	-	-	-	9.5	
7. 40 or more	0.2	0.1	0.1	0.1	-	0.2	-	0.2	0.3	0.1	0.3	-	-	-	-	8.6	
<i>Item 1100 Subject A01a</i>	<i>N</i>	<i>2199</i>	<i>1024</i>	<i>1096</i>	<i>1523</i>	<i>264</i>	<i>394</i>	<i>579</i>	<i>798</i>	<i>428</i>	<i>1646</i>	<i>408</i>	<i>1027</i>	<i>604</i>	<i>189</i>	<i>295</i>	<i>39</i>
B086B: . . . during the last 12 months?																	
1. 0 occasions	99.2	99.3	99.5	99.5	99.5	99.3	99.0	99.1	99.3	99.4	99.5	100.0	100.0	100.0	100.0	53.0	
2. 1-2	0.5	0.4	0.2	0.3	-	0.5	0.9	-	0.7	0.3	0.5	-	-	-	-	26.0	
3. 3-5	0.1	*	0.2	0.1	-	*	-	0.3	-	0.1	*	-	-	-	-	5.6	
4. 6-9	*	*	-	*	-	0.1	0.1	-	-	-	-	-	-	-	-	2.7	
5. 10-19	0.2	0.2	0.1	0.1	0.5	-	-	0.6	-	0.2	-	-	-	-	-	12.8	
6. 20-39	-	-	-	-	-	-	-	-	-	-	-	-	-	-	-	-	
7. 40 or more	-	-	-	-	-	-	-	-	-	-	-	-	-	-	-	-	
<i>Item 1110 Subject A01b</i>	<i>N</i>	<i>2199</i>	<i>1024</i>	<i>1096</i>	<i>1523</i>	<i>264</i>	<i>394</i>	<i>579</i>	<i>798</i>	<i>428</i>	<i>1646</i>	<i>408</i>	<i>1027</i>	<i>604</i>	<i>189</i>	<i>296</i>	<i>39</i>
B086C: . . . during the last 30 days?																	
1. 0 occasions	99.6	99.5	99.8	99.7	99.5	99.6	99.5	99.4	100.0	99.6	100.0	100.0	100.0	100.0	100.0	75.0	
2. 1-2	0.3	0.5	0.1	0.3	-	0.3	0.5	0.2	-	0.2	-	-	-	-	-	14.7	
3. 3-5	*	*	-	*	-	0.2	-	-	-	-	*	-	-	-	-	1.8	
4. 6-9	0.1	-	-	-	-	-	-	0.3	-	0.1	-	-	-	-	-	5.2	
5. 10-19	0.1	-	0.1	-	0.5	-	-	0.2	-	0.1	-	-	-	-	-	3.3	
6. 20-39	-	-	-	-	-	-	-	-	-	-	-	-	-	-	-	-	
7. 40 or more	-	-	-	-	-	-	-	-	-	-	-	-	-	-	-	-	
<i>Item 1120 Subject A01c</i>	<i>N</i>	<i>2200</i>	<i>1025</i>	<i>1096</i>	<i>1523</i>	<i>264</i>	<i>394</i>	<i>579</i>	<i>798</i>	<i>428</i>	<i>1647</i>	<i>408</i>	<i>1027</i>	<i>604</i>	<i>189</i>	<i>296</i>	<i>39</i>

†=excludes respondents for whom question was inappropriate. *=less than .05 percent.

*=less than .05 percent.

QUESTIONNAIRE FORM 1 1999	TOTAL	SEX		RACE		REGION				COLLEGE PLANS?		ILLICIT DRUG USE: LIFETIME					
		M	F	White	Black	NE	NC	S	W	Yes	No	None	Mari- juana Only	Few Pills	More Pills	Any Her- oin	
<i>N (Weighted No. of Cases):</i>	2339	1056	1120	1553	282	427	612	853	447	1680	431	1054	630	197	324	39	
<i>% of Weighted Total:</i>	100.0	45.2	47.9	66.4	12.1	18.2	26.2	36.5	19.1	71.8	18.4	45.0	26.9	8.4	13.9	1.7	
B089A: When you were alone																	
1. Not at all	58.9	65.3	60.6	65.9	100.0	68.4	68.8	45.9	68.6	63.2	33.9	-	-	57.9	64.5	31.4	
2. A few of the times	18.4	14.8	22.4	18.2	-	27.1	13.6	20.5	12.0	16.2	59.4	-	-	42.1	17.2	14.2	
3. Some of the times	11.3	11.7	5.3	9.9	-	4.5	8.8	19.5	-	10.3	-	-	-	-	9.5	25.3	
4. Most of the times	6.9	8.1	5.0	4.7	-	-	6.3	7.2	13.7	6.6	6.7	-	-	-	3.0	29.1	
5. Every time	4.5	-	6.7	1.2	-	-	2.6	6.9	5.8	3.7	-	-	-	-	5.8	-	
<i>Item 5030 Subject A05a</i>	<i>N†</i>	93	41	38	69	1	14	24	40	15	70	9	-	-	6	73	14
B089B: With just 1 or 2 other people																	
1. Not at all	13.2	8.3	24.4	9.6	100.0	10.8	10.2	12.4	22.7	15.0	-	-	-	24.3	13.9	7.4	
2. A few of the times	26.7	32.4	25.4	32.2	-	22.2	53.0	11.3	27.9	25.0	58.2	-	-	59.7	28.1	11.4	
3. Some of the times	32.3	32.9	29.0	33.8	-	36.7	26.9	40.7	15.2	33.9	6.7	-	-	-	32.5	39.3	
4. Most of the times	10.1	6.7	9.8	12.5	-	5.8	2.1	18.9	4.7	9.3	25.9	-	-	-	7.1	27.7	
5. Every time	17.7	19.7	11.4	11.8	-	24.6	7.8	16.7	29.6	16.8	9.3	-	-	16.0	18.5	14.2	
<i>Item 5040 Subject A05b</i>	<i>N†</i>	91	42	35	69	1	14	24	38	15	68	9	-	-	3	73	14
B089C: At a party																	
1. Not at all	37.2	35.3	45.8	37.6	100.0	38.1	38.7	32.9	43.9	42.6	25.6	-	-	57.5	33.2	52.8	
2. A few of the times	10.3	11.3	8.6	11.1	-	27.5	11.5	7.7	-	10.4	-	-	-	-	12.8	-	
3. Some of the times	22.9	31.3	16.1	25.2	-	5.8	34.6	24.5	17.3	18.9	40.9	-	-	-	26.2	11.5	
4. Most of the times	16.5	12.1	20.9	21.4	-	24.9	7.0	20.7	13.2	15.7	33.5	-	-	18.2	16.9	13.8	
5. Every time	13.1	9.9	8.6	4.7	-	3.8	8.2	14.1	25.7	12.4	-	-	-	24.3	10.9	21.9	
<i>Item 5050 Subject A05c</i>	<i>N†</i>	93	42	37	72	1	14	24	38	17	68	12	-	-	3	75	14
B089D: When your date or spouse was present																	
1. Not at all	59.1	63.2	67.8	65.0	-	60.5	74.4	51.6	53.7	69.0	27.3	-	-	82.2	60.6	46.0	
2. A few of the times	19.7	22.6	11.8	17.4	-	9.0	16.9	25.8	18.8	16.7	53.3	-	-	17.8	18.2	27.7	
3. Some of the times	12.1	11.8	12.4	12.7	-	-	8.7	18.3	13.2	8.4	19.4	-	-	-	12.8	11.5	
4. Most of the times	4.5	2.4	4.0	3.5	-	12.7	-	4.4	4.1	3.7	-	-	-	-	4.3	6.8	
5. Every time	4.6	-	3.9	1.2	100.0	17.8	-	-	10.2	2.2	-	-	-	-	4.1	8.0	
<i>Item 5060 Subject A05b</i>	<i>N†</i>	93	42	37	71	1	14	23	38	17	67	12	-	-	3	75	14
B089E: When people over age 30 were present																	
1. Not at all	49.0	58.3	49.3	53.0	100.0	75.5	50.9	47.0	29.9	53.2	47.2	-	-	76.3	49.8	37.2	
2. A few of the times	21.9	21.9	17.6	20.6	-	1.6	31.5	13.3	44.1	16.6	47.4	-	-	23.7	23.6	12.4	
3. Some of the times	13.9	11.4	10.7	11.1	-	6.5	10.9	21.8	5.4	13.4	-	-	-	-	12.0	27.5	
4. Most of the times	3.9	2.8	6.1	3.3	-	-	6.6	5.1	-	4.2	5.4	-	-	-	3.3	7.8	
5. Every time	11.3	5.6	16.2	12.0	-	16.4	-	12.8	20.6	12.5	-	-	-	-	11.2	15.0	
<i>Item 5070 Subject A05b</i>	<i>N†</i>	89	40	38	70	1	13	23	37	16	67	12	-	-	3	72	13
B089F: During the daytime (before 4:00 p.m.)																	
1. Not at all	28.4	36.2	25.7	32.1	-	52.1	24.5	32.5	5.4	30.4	25.7	-	-	84.0	29.7	6.7	
2. A few of the times	27.1	23.3	34.6	28.2	100.0	14.0	36.0	16.5	49.4	28.4	19.4	-	-	16.0	24.7	43.0	
3. Some of the times	31.2	24.2	30.1	30.7	-	13.0	30.6	40.2	25.0	27.0	49.5	-	-	-	30.6	42.6	
4. Most of the times	10.2	16.4	6.5	7.4	-	11.6	8.8	6.2	20.2	12.5	5.4	-	-	-	11.1	7.8	
5. Every time	3.2	-	3.1	1.7	-	9.3	-	4.5	-	1.7	-	-	-	-	3.9	-	
<i>Item 5080 Subject A05c</i>	<i>N†</i>	89	40	38	70	1	13	23	37	16	67	12	-	-	3	72	13
B089G: At your home (or apartment or dorm)																	
1. Not at all	36.5	37.2	37.8	40.3	-	31.8	43.0	32.6	40.4	30.3	62.8	-	-	47.4	35.7	35.5	
2. A few of the times	25.8	30.8	21.8	25.4	-	30.7	34.0	21.6	20.2	29.5	26.3	-	-	42.1	29.2	-	
3. Some of the times	14.1	18.2	9.7	16.0	-	6.5	6.6	24.7	4.4	13.7	-	-	-	-	12.8	27.5	
4. Most of the times	9.8	11.0	6.3	7.0	-	14.6	16.4	8.3	-	10.7	10.9	-	-	10.5	5.9	30.3	
5. Every time	13.9	2.8	24.5	11.3	100.0	16.4	-	12.9	35.0	15.9	-	-	-	-	16.4	6.7	
<i>Item 5090 Subject A05c</i>	<i>N†</i>	91	40	41	70	1	13	23	40	16	69	12	-	-	6	72	13
B089H: At school																	
1. Not at all	64.3	53.5	85.7	67.6	100.0	64.5	56.4	62.4	79.8	68.6	50.5	-	-	100.0	62.4	65.1	
2. A few of the times	9.3	10.8	10.5	11.8	-	14.6	17.1	6.7	-	11.1	7.2	-	-	-	11.5	-	
3. Some of the times	17.0	18.9	3.8	15.6	-	6.5	26.5	21.8	-	10.2	42.4	-	-	-	15.8	27.5	
4. Most of the times	6.4	14.3	-	3.6	-	6.5	-	4.6	20.2	8.5	-	-	-	-	8.0	-	
5. Every time	3.0	2.5	-	1.4	-	7.9	-	4.5	-	1.5	-	-	-	-	2.3	7.4	
<i>Item 5100 Subject A05c</i>	<i>N†</i>	89	40	38	70	1	13	23	37	16	67	12	-	-	3	72	13

†=excludes respondents for whom question was inappropriate.

MONITORING THE FUTURE

QUESTIONNAIRE FORM 1 1999	TOTAL	SEX		RACE		REGION				COLLEGE PLANS?		ILLICIT DRUG USE: LIFETIME				
		M	F	White	Black	NE	NC	S	W	Yes	No	None	Mari- juana Only	Few Pills	More Pills	Any Her- oin
<i>N (Weighted No. of Cases):</i>	2339	1056	1120	1553	282	427	612	853	447	1680	431	1054	630	197	324	39
<i>% of Weighted Total:</i>	100.0	45.2	47.9	66.4	12.1	18.2	26.2	36.5	19.1	71.8	18.4	45.0	26.9	8.4	13.9	1.7
B089I: In a car																
1. Not at all	58.0	58.0	67.6	55.8	100.0	54.0	58.9	42.7	95.6	61.8	46.6	-	-	65.8	60.5	42.4
2. A few of the times	14.3	14.9	17.7	18.1	-	12.2	19.5	17.8	-	18.0	5.5	-	-	-	14.8	15.0
3. Some of the times	24.9	26.3	13.2	24.9	-	26.8	21.6	35.0	4.4	19.0	47.9	-	-	18.2	21.9	42.6
4. Most of the times	-	-	-	-	-	-	-	-	-	-	-	-	-	-	-	-
5. Every time	2.9	0.8	1.5	1.2	-	7.0	-	4.5	-	1.3	-	-	-	16.0	2.7	-
<i>Item 5120 Subject A05c</i>	<i>N†</i>	89	40	38	70	1	13	23	37	67	12	-	-	3	72	13
B090: How many of the times when you used narcotics other than heroin during the last year did you use them along with each of the following drugs—that is, so that their effects overlapped?																
B090A: With alcohol																
1. Not at all	49.7	53.7	50.8	52.6	100.0	53.2	53.7	41.9	61.3	51.5	49.1	-	-	72.7	50.7	35.0
2. A few of the times	10.5	10.0	9.7	9.7	-	10.1	22.1	6.7	4.4	10.0	-	-	-	-	10.9	12.4
3. Some of the times	14.1	5.5	16.8	13.0	-	25.1	12.9	17.1	-	11.7	7.6	-	-	-	13.7	22.5
4. Most of the times	9.1	8.2	7.5	9.0	-	6.9	11.2	6.7	14.1	5.1	43.3	-	-	-	8.7	15.0
5. Every time	16.6	22.6	15.2	15.8	-	4.7	-	27.7	20.2	21.6	-	-	-	27.3	16.0	15.0
<i>Item 5130 Subject A01h</i>	<i>N†</i>	90	39	41	69	1	12	22	41	69	11	-	-	5	72	13
B090B: With marijuana																
1. Not at all	35.5	33.3	47.1	35.4	100.0	29.7	43.7	27.6	47.1	42.9	19.1	-	-	89.6	33.8	22.5
2. A few of the times	13.4	12.0	14.1	13.4	-	16.9	20.1	11.8	4.4	12.4	-	-	-	-	14.5	12.4
3. Some of the times	7.4	3.8	8.8	7.2	-	-	12.9	9.2	-	7.2	-	-	-	-	6.5	15.0
4. Most of the times	14.2	6.3	8.3	11.8	-	14.2	14.0	19.9	-	6.5	52.4	-	-	-	15.1	15.0
5. Every time	29.6	44.6	21.7	32.2	-	39.2	9.3	31.4	48.5	31.1	28.5	-	-	10.4	30.1	34.9
<i>Item 5140 Subject A01h</i>	<i>N†</i>	91	40	41	70	1	12	24	40	70	11	-	-	5	72	13
B090C: With LSD																
1. Not at all	84.3	83.4	95.0	93.1	100.0	89.9	93.4	78.9	79.8	85.8	100.0	-	-	100.0	82.9	85.0
2. A few of the times	10.1	15.8	2.6	5.0	-	-	6.6	11.0	20.2	9.3	-	-	-	-	12.8	-
3. Some of the times	3.0	-	2.4	1.3	-	7.5	-	4.6	-	1.4	-	-	-	-	3.8	-
4. Most of the times	2.3	-	-	-	-	-	-	5.5	-	3.1	-	-	-	-	-	15.0
5. Every time	0.4	0.8	-	0.5	-	2.6	-	-	-	0.5	-	-	-	-	0.5	-
<i>Item 5150 Subject A01h</i>	<i>N†</i>	86	38	37	66	1	12	22	36	65	11	-	-	5	68	13
B090D: With psychedelics other than LSD																
1. Not at all	92.5	97.4	100.0	98.5	100.0	91.0	100.0	85.4	100.0	95.4	100.0	-	-	100.0	95.0	74.4
2. A few of the times	3.2	2.6	-	1.5	-	9.0	-	4.6	-	1.5	-	-	-	-	2.5	8.5
3. Some of the times	2.0	-	-	-	-	-	-	4.6	-	-	-	-	-	-	-	-
4. Most of the times	2.4	-	-	-	-	-	-	5.5	-	3.1	-	-	-	-	-	17.2
5. Every time	-	-	-	-	-	-	-	-	-	-	-	-	-	-	-	-
<i>Item 5160 Subject A01h</i>	<i>N†</i>	84	38	36	65	1	11	20	36	64	11	-	-	5	67	12
B090E: With amphetamines																
1. Not at all	90.7	94.8	93.9	93.5	100.0	100.0	100.0	79.2	100.0	90.5	100.0	-	-	100.0	94.2	65.6
2. A few of the times	1.9	-	-	-	-	-	-	4.3	-	-	-	-	-	-	2.4	-
3. Some of the times	2.3	5.2	-	2.9	-	-	-	5.2	-	3.0	-	-	-	-	-	17.2
4. Most of the times	2.3	-	-	-	-	-	-	5.2	-	3.0	-	-	-	-	-	17.2
5. Every time	2.8	-	6.1	3.5	-	-	-	6.2	-	3.6	-	-	-	-	3.4	-
<i>Item 5170 Subject A01h</i>	<i>N†</i>	87	38	40	68	1	12	20	39	68	11	-	-	5	70	12
B090F: With quaaludes																
1. Not at all	94.1	96.1	100.0	97.8	100.0	94.6	100.0	88.4	100.0	95.8	94.2	-	-	100.0	95.5	82.8
2. A few of the times	2.6	1.7	-	0.9	-	5.4	-	4.3	-	-	5.8	-	-	-	3.3	-
3. Some of the times	1.0	2.2	-	1.2	-	-	-	2.2	-	1.3	-	-	-	-	1.2	-
4. Most of the times	2.3	-	-	-	-	-	-	5.2	-	3.0	-	-	-	-	-	17.2
5. Every time	-	-	-	-	-	-	-	-	-	-	-	-	-	-	-	-
<i>Item 5180 Subject A01h</i>	<i>N†</i>	87	38	40	68	1	12	20	39	68	11	-	-	5	70	12

†=excludes respondents for whom question was inappropriate.

DESCRIPTIVE RESULTS: 1999

81

QUESTIONNAIRE FORM 1 1999	TOTAL	SEX		RACE		REGION				COLLEGE PLANS?		ILLICIT DRUG USE: LIFETIME					
		M	F	White	Black	NE	NC	S	W	Yes	No	None	Mari- juana Only	Few Pills	More Pills	Any Her- oin	
<i>N (Weighted No. of Cases):</i>	2339	1056	1120	1553	282	427	612	853	447	1680	431	1054	630	197	324	39	
<i>% of Weighted Total:</i>	100.0	45.2	47.9	66.4	12.1	18.2	26.2	36.5	19.1	71.8	18.4	45.0	26.9	8.4	13.9	1.7	
B090G: With barbiturates																	
1. Not at all	95.8	100.0	100.0	100.0	100.0	100.0	100.0	90.6	100.0	97.0	100.0	-	-	100.0	97.6	82.8	
2. A few of the times	1.9	-	-	-	-	-	-	4.3	-	-	-	-	-	-	2.4	-	
3. Some of the times	-	-	-	-	-	-	-	-	-	-	-	-	-	-	-	-	
4. Most of the times	2.3	-	-	-	-	-	-	5.2	-	3.0	-	-	-	-	-	17.2	
5. Every time	-	-	-	-	-	-	-	-	-	-	-	-	-	-	-	-	
<i>Item 5190 Subject A01h</i>	<i>N†</i>	<i>87</i>	<i>38</i>	<i>40</i>	<i>68</i>	<i>1</i>	<i>12</i>	<i>20</i>	<i>39</i>	<i>16</i>	<i>68</i>	<i>11</i>	<i>-</i>	<i>-</i>	<i>5</i>	<i>70</i>	<i>12</i>
B090H: With tranquilizers																	
1. Not at all	90.4	97.7	90.8	93.2	100.0	95.3	95.9	83.4	95.6	90.0	100.0	-	-	100.0	91.2	79.3	
2. A few of the times	4.4	2.3	3.2	3.2	-	4.7	4.1	4.6	4.4	3.2	-	-	-	-	5.4	-	
3. Some of the times	2.8	-	6.1	3.6	-	-	-	6.6	-	3.7	-	-	-	-	3.5	-	
4. Most of the times	2.4	-	-	-	-	-	-	5.5	-	3.1	-	-	-	-	-	20.7	
5. Every time	-	-	-	-	-	-	-	-	-	-	-	-	-	-	-	-	
<i>Item 5200 Subject A01h</i>	<i>N†</i>	<i>85</i>	<i>36</i>	<i>40</i>	<i>66</i>	<i>1</i>	<i>12</i>	<i>20</i>	<i>36</i>	<i>16</i>	<i>65</i>	<i>11</i>	<i>-</i>	<i>-</i>	<i>5</i>	<i>70</i>	<i>10</i>
B090I: With cocaine																	
1. Not at all	84.0	84.2	89.3	89.6	100.0	92.5	95.9	76.8	79.8	81.8	100.0	-	-	100.0	85.8	65.6	
2. A few of the times	4.0	2.2	2.4	2.6	-	-	4.1	6.7	-	2.6	-	-	-	-	4.9	-	
3. Some of the times	7.0	13.6	2.2	4.2	-	7.5	-	5.2	20.2	9.0	-	-	-	-	5.8	17.2	
4. Most of the times	5.1	-	6.1	3.5	-	-	-	11.4	-	6.5	-	-	-	-	3.4	17.2	
5. Every time	-	-	-	-	-	-	-	-	-	-	-	-	-	-	-	-	
<i>Item 5210 Subject A01h</i>	<i>N†</i>	<i>87</i>	<i>38</i>	<i>40</i>	<i>68</i>	<i>1</i>	<i>12</i>	<i>20</i>	<i>39</i>	<i>16</i>	<i>68</i>	<i>11</i>	<i>-</i>	<i>-</i>	<i>5</i>	<i>70</i>	<i>12</i>
B090J: With heroin																	
1. Not at all	94.5	93.1	100.0	96.1	100.0	91.7	100.0	90.1	100.0	95.6	100.0	-	-	100.0	100.0	60.1	
2. A few of the times	3.1	6.9	-	3.9	-	8.3	-	4.5	-	1.5	-	-	-	-	-	22.7	
3. Some of the times	-	-	-	-	-	-	-	-	-	-	-	-	-	-	-	-	
4. Most of the times	2.3	-	-	-	-	-	-	5.4	-	3.0	-	-	-	-	-	17.2	
5. Every time	-	-	-	-	-	-	-	-	-	-	-	-	-	-	-	-	
<i>Item 5220 Subject A01h</i>	<i>N†</i>	<i>85</i>	<i>38</i>	<i>40</i>	<i>68</i>	<i>1</i>	<i>12</i>	<i>20</i>	<i>37</i>	<i>16</i>	<i>68</i>	<i>11</i>	<i>-</i>	<i>-</i>	<i>5</i>	<i>68</i>	<i>12</i>
B091: What have been the most important reasons for your using narcotics other than heroin without a doctor's orders? (Mark all that apply.)																	
A. To experiment—to see what it's like	62.4	65.1	52.2	62.7	100.0	61.5	52.5	65.4	68.6	55.2	94.3	-	-	41.4	62.1	73.9	
B. To relax or relieve tension	46.1	44.4	42.9	41.8	100.0	58.0	40.3	45.9	45.7	40.5	66.1	-	-	21.9	50.2	31.9	
C. To feel good or get high	60.2	63.7	49.7	60.7	-	76.3	56.5	58.1	58.3	53.0	86.7	-	-	10.4	63.1	64.7	
D. To seek deeper insights and understanding	14.9	12.3	11.8	13.9	-	35.6	7.3	13.2	14.1	14.3	-	-	-	-	13.4	31.5	
E. To have a good time with my friends	34.1	35.5	26.0	38.8	-	38.2	31.3	40.4	18.5	28.4	50.7	-	-	10.4	36.3	31.5	
F. To fit in with a group I like	1.0	2.1	-	1.2	-	-	4.1	-	-	1.2	-	-	-	-	1.2	-	
G. To get away from my problems or troubles	9.2	6.5	5.7	5.8	-	4.7	3.0	15.3	5.4	4.6	-	-	-	-	9.1	14.3	
H. Because of boredom, nothing else to do	21.7	23.6	16.3	16.3	-	11.6	22.5	21.0	30.0	17.0	23.1	-	-	15.3	20.6	31.5	
I. Because of anger or frustration	7.1	1.5	6.1	1.9	-	-	3.0	10.3	9.8	4.3	-	-	-	-	8.8	-	
J. To get through the day	15.1	15.5	3.8	12.5	-	-	21.9	19.8	5.4	4.3	50.5	-	-	-	16.4	14.3	
K. To increase the effects of some other drug(s)	33.3	34.2	26.7	30.5	-	32.6	22.0	42.9	24.6	34.2	22.8	-	-	-	32.9	51.5	
L. To decrease (offset) the effects of some other drug(s)	7.3	-	10.4	9.3	-	14.2	-	11.9	-	5.8	22.1	-	-	-	9.0	-	
M. To get to sleep	23.2	17.8	19.8	20.1	-	11.8	17.7	32.6	15.2	14.4	50.5	-	-	-	26.4	14.3	
N. As a substitute for heroin	4.1	4.1	-	2.4	-	-	-	9.0	-	2.9	-	-	-	-	-	31.5	
O. To relieve physical pain	44.0	39.3	45.7	38.6	-	25.2	55.9	46.5	35.8	44.3	28.5	-	-	47.0	43.0	48.8	
P. To control coughing	12.4	11.9	10.6	8.1	-	12.2	19.8	11.2	5.4	15.8	-	-	-	47.0	9.0	17.2	
Q. Because I am "hooked"—I have to have it	4.3	5.3	-	2.4	-	-	2.3	8.2	-	0.7	-	-	-	-	3.0	14.3	
<i>Item 5230-5370 Subject A06a</i>	<i>N†</i>	<i>89</i>	<i>41</i>	<i>40</i>	<i>70</i>	<i>1</i>	<i>12</i>	<i>21</i>	<i>41</i>	<i>16</i>	<i>70</i>	<i>11</i>	<i>-</i>	<i>-</i>	<i>5</i>	<i>72</i>	<i>12</i>
B092: When you take narcotics other than heroin, how high do you usually get?																	
1. Not at all high	10.6	9.0	14.4	12.3	-	-	14.9	3.0	31.4	13.5	-	-	-	15.7	11.9	-	
2. A little high	14.7	8.1	20.2	14.8	-	24.0	8.4	18.6	6.8	14.0	5.8	-	-	21.9	15.1	9.2	
3. Moderately high	38.3	41.9	32.9	42.1	-	27.3	31.5	45.3	38.1	31.5	94.2	-	-	15.3	40.8	33.2	
4. Very high	22.3	25.3	16.8	18.3	-	31.7	26.3	18.1	20.2	25.7	-	-	-	-	22.0	34.4	
5. I don't take them to get high	14.2	15.7	15.7	12.6	100.0	16.9	18.9	15.0	3.6	15.3	-	-	-	47.0	10.2	23.2	
<i>Item 5380 Subject A01e</i>	<i>N†</i>	<i>89</i>	<i>39</i>	<i>41</i>	<i>70</i>	<i>1</i>	<i>12</i>	<i>21</i>	<i>39</i>	<i>16</i>	<i>70</i>	<i>11</i>	<i>-</i>	<i>-</i>	<i>5</i>	<i>72</i>	<i>12</i>

†=excludes respondents for whom question was inappropriate.

MONITORING THE FUTURE

QUESTIONNAIRE FORM 1 1999	TOTAL	SEX		RACE		REGION				COLLEGE PLANS?		ILLCIT DRUG USE: LIFETIME					
		M	F	White	Black	NE	NC	S	W	Yes	No	None	Mari- juana Only	Few Pills	More Pills	Any Her- oin	
<i>N (Weighted No. of Cases):</i>	2339	1056	1120	1553	282	427	612	853	447	1680	431	1054	630	197	324	39	
<i>% of Weighted Total:</i>	100.0	45.2	47.9	66.4	12.1	18.2	26.2	36.5	19.1	71.8	18.4	45.0	26.9	8.4	13.9	1.7	
B093: When you take narcotics other than heroin, how long do you usually stay high?																	
1. Usually don't get high	21.5	19.7	28.0	20.7	100.0	11.5	29.2	15.0	35.0	24.7	-	-	-	62.8	18.2	23.2	
2. One to two hours	30.1	20.6	29.3	30.6	-	38.8	32.4	35.6	6.8	21.6	58.3	-	-	37.2	28.9	34.0	
3. Three to six hours	29.2	32.3	32.6	33.9	-	22.6	19.2	34.9	33.7	31.5	28.1	-	-	-	34.8	8.5	
4. Seven to 24 hours	17.4	25.8	8.0	12.6	-	19.6	16.3	14.5	24.6	20.0	13.6	-	-	-	15.9	34.4	
5. More than 24 hours	1.7	1.6	2.2	2.2	-	7.5	2.9	-	-	2.2	-	-	-	-	2.1	-	
<i>Item 5390 Subject A01f</i>	<i>N†</i>	89	39	41	70	1	12	21	39	16	70	11	-	-	5	72	12
B094: What narcotics other than heroin have you taken during the last year without a doctor's orders? (Mark all that apply.)																	
A. Methadone	18.8	17.3	15.1	18.6	-	-	24.0	27.3	4.4	17.9	7.6	-	-	15.3	16.9	31.5	
B. Opium	42.5	55.4	27.5	45.2	-	41.3	56.4	39.9	30.7	39.2	38.3	-	-	10.4	41.1	65.4	
C. Morphine	30.0	32.1	21.1	26.8	-	28.6	31.3	35.0	16.6	28.8	13.8	-	-	-	26.4	65.6	
D. Codeine	76.1	68.3	81.1	77.1	100.0	71.0	76.4	81.0	67.6	76.0	92.4	-	-	74.3	81.7	42.8	
E. Demerol	36.4	35.4	32.1	36.3	-	22.2	41.8	45.0	18.5	32.4	43.3	-	-	-	38.8	39.1	
F. Paregoric	0.8	-	1.7	1.0	-	-	-	-	4.4	1.0	-	-	-	-	1.0	-	
G. Talwin	1.0	2.2	-	1.2	-	-	-	2.2	-	1.2	-	-	-	-	1.2	-	
H. Laudanum	2.8	-	2.1	-	-	-	-	6.4	-	1.2	-	-	-	-	3.5	-	
I. Other	38.2	47.3	24.4	35.5	-	54.1	22.5	47.5	24.6	40.2	-	-	-	-	36.8	64.7	
J. Don't know the names of some I have used	15.7	14.0	15.8	15.9	-	-	18.4	23.5	4.4	15.2	30.4	-	-	-	16.6	17.2	
<i>Item 5400-5490 Subject A01I</i>	<i>N†</i>	89	39	41	70	1	12	21	39	16	70	11	-	-	5	72	12
B095: Have you ever tried to stop using narcotics other than heroin and found that you couldn't stop?																	
1. Yes	8.4	10.5	4.1	7.7	-	-	10.0	13.5	-	6.0	-	-	-	-	3.9	40.4	
2. No	91.6	89.5	95.9	92.3	100.0	100.0	90.0	86.5	100.0	94.0	100.0	-	-	100.0	96.1	59.6	
<i>Item 5500 Subject A01i</i>	<i>N†</i>	89	40	41	70	1	12	22	39	16	69	11	-	-	5	72	12
B096: What methods have you used for taking any of these narcotics other than heroin? (Mark all that apply.)																	
A. Sniffing or "snorting"	25.8	18.8	24.8	23.0	-	27.9	6.6	43.8	4.4	25.3	-	-	-	-	21.1	64.7	
B. Smoking	44.2	47.9	38.7	42.8	-	60.0	39.3	37.5	55.3	40.0	63.7	-	-	12.3	45.1	51.2	
C. Injection	5.3	6.9	5.0	5.2	-	-	4.8	6.6	6.8	4.3	-	-	-	-	2.7	23.5	
D. By mouth	83.2	79.7	85.3	86.2	100.0	85.2	92.2	87.6	58.9	88.5	77.8	-	-	87.7	84.0	76.5	
E. Other	4.0	3.9	5.0	3.5	-	-	7.2	2.4	6.8	5.0	-	-	-	-	3.4	9.2	
<i>Item 5510-5550 Subject A05d</i>	<i>N†</i>	88	39	41	69	1	12	21	39	16	70	10	-	-	5	72	12
B097: Do you think you will be using any narcotics other than heroin without a doctor's orders five years from now?																	
1. I definitely will	0.3	0.2	0.2	0.1	1.1	-	0.6	0.2	0.3	0.2	0.6	0.1	0.5	-	0.8	-	
2. I probably will	1.6	2.2	0.9	1.4	1.2	1.2	1.4	1.9	1.8	1.2	2.3	0.1	-	3.0	7.2	23.6	
3. I probably will not	9.9	9.9	9.8	10.4	5.1	13.1	10.4	8.0	10.0	10.5	8.8	4.4	7.7	19.6	25.3	28.7	
4. I definitely will not	88.2	87.7	89.1	88.2	92.6	85.7	87.6	90.0	87.8	88.1	88.3	95.4	91.8	77.5	66.7	47.7	
<i>Item 5560 Subject A04a</i>	<i>N</i>	2178	1014	1095	1516	265	388	574	791	424	1648	404	1028	597	183	287	35
B098: Have you ever attended a treatment program for alcohol or drug abuse where you stayed overnight?																	
1. No, never	98.8	98.5	99.1	98.9	99.1	99.6	98.7	98.5	98.9	99.2	97.9	100.0	99.6	98.8	95.4	79.4	
2. Yes, but not in the past 12 months	0.7	0.9	0.6	0.6	0.9	0.4	0.9	0.8	0.5	0.5	1.5	-	0.4	0.8	2.3	12.6	
3. Yes, sometime in the past 12 months	0.5	0.6	0.4	0.5	-	-	0.4	0.8	0.5	0.3	0.6	-	-	0.4	2.3	8.1	
<i>Item 22360 Subject A08a, T04</i>	<i>N</i>	2182	1017	1097	1518	263	392	575	787	428	1653	402	1027	598	188	289	35
B099: Have you ever received any other kind of professional counseling, treatment, or therapy because of your use of alcohol or drugs?																	
1. No, never	94.8	94.9	95.0	94.3	97.9	96.1	93.9	95.3	93.8	95.6	93.1	99.5	95.3	91.8	82.9	65.3	
2. Yes, but not in the past 12 months	2.9	2.1	3.4	3.0	1.6	2.7	3.2	3.0	2.7	2.6	3.5	0.4	2.1	4.5	10.4	25.0	
3. Yes, sometime in the past 12 months	2.3	3.0	1.6	2.8	0.5	1.1	2.9	1.7	3.5	1.8	3.4	0.2	2.6	3.7	6.7	9.7	
<i>Item 22370 Subject A08a, T04</i>	<i>N</i>	2184	1023	1096	1521	264	393	573	789	429	1653	402	1022	600	188	295	34

†=excludes respondents for whom question was inappropriate.

QUESTIONNAIRE FORM 1 1999	TOTAL	SEX		RACE		REGION				COLLEGE PLANS?		ILLICIT DRUG USE: LIFETIME				
		M	F	White	Black	NE	NC	S	W	Yes	No	None	Mari- juana Only	Few Pills	More Pills	Any Her- oin
<i>N (Weighted No. of Cases):</i>	2339	1056	1120	1553	282	427	612	853	447	1680	431	1054	630	197	324	39
<i>% of Weighted Total:</i>	100.0	45.2	47.9	66.4	12.1	18.2	26.2	36.5	19.1	71.8	18.4	45.0	26.9	8.4	13.9	1.7
B100: When (if ever) did you FIRST do each of the following things? Don't count anything you took because a doctor told you to.																
B100A: Smoke cigarettes on a daily basis																
8. Never	64.7	64.9	65.0	61.3	86.3	64.4	63.7	62.2	70.9	69.2	53.7	88.5	51.0	45.7	28.9	19.1
1. Grade 6 or below	1.7	1.9	1.5	1.9	-	0.9	1.4	2.6	1.2	1.7	1.8	0.4	2.1	1.4	2.8	30.2
2. Grade 7	2.9	3.0	3.0	3.3	2.2	1.7	2.1	4.3	2.5	2.4	3.8	0.8	2.5	2.5	10.1	17.4
3. Grade 8	5.2	5.0	5.1	6.0	1.2	5.5	5.8	5.8	3.2	4.6	6.7	1.3	5.5	9.2	15.4	13.4
4. Grade 9 (Freshman)	6.3	6.7	5.9	6.0	2.6	5.9	7.3	5.6	6.5	5.4	8.9	1.9	9.8	8.4	12.5	7.3
5. Grade 10 (Sophomore)	8.2	9.3	7.1	9.3	3.2	8.5	6.0	10.5	6.8	6.4	14.0	2.9	12.6	15.9	13.2	1.4
6. Grade 11 (Junior)	7.2	7.1	7.7	8.1	2.5	8.6	9.1	5.3	7.0	6.7	8.0	2.0	10.6	9.8	14.3	11.1
7. Grade 12 (Senior)	3.7	2.1	4.8	3.9	2.0	4.4	4.6	3.7	1.8	3.6	3.1	2.3	5.9	7.1	2.8	-
<i>Item 5570 Subject A01g</i>	<i>N 2114</i>	<i>998</i>	<i>1052</i>	<i>1487</i>	<i>247</i>	<i>372</i>	<i>559</i>	<i>768</i>	<i>414</i>	<i>1593</i>	<i>394</i>	<i>991</i>	<i>572</i>	<i>177</i>	<i>290</i>	<i>36</i>
B100B: Try an alcoholic beverage—more than just a few sips																
8. Never	18.4	18.9	17.6	18.0	23.6	14.7	20.2	17.6	20.6	19.6	15.4	34.5	2.8	8.4	4.1	-
1. Grade 6 or below	8.2	8.5	8.0	7.6	11.7	8.1	7.3	9.4	7.2	8.8	6.4	5.6	8.1	8.8	13.5	32.6
2. Grade 7	7.7	9.4	6.1	8.3	4.8	6.6	7.7	8.2	7.5	6.5	10.6	3.4	8.1	9.0	18.2	30.2
3. Grade 8	14.6	15.0	14.2	14.8	10.1	16.0	14.7	13.4	15.1	14.1	15.0	8.1	18.2	19.8	26.8	15.4
4. Grade 9 (Freshman)	18.0	17.2	18.5	18.8	14.1	21.5	16.5	19.2	14.4	17.9	17.3	11.7	27.2	25.6	15.3	19.5
5. Grade 10 (Sophomore)	14.6	14.3	15.2	14.2	10.4	16.0	13.3	15.3	13.8	15.4	12.4	13.7	17.9	12.0	14.5	2.3
6. Grade 11 (Junior)	11.7	10.5	13.2	11.7	13.9	11.3	14.1	9.8	12.2	10.8	15.3	14.0	11.5	10.9	4.6	-
7. Grade 12 (Senior)	7.0	6.2	7.3	6.6	11.3	5.7	6.2	7.0	9.1	6.9	7.6	9.1	6.2	5.4	3.0	-
<i>Item 5580 Subject A01g</i>	<i>N 2098</i>	<i>982</i>	<i>1056</i>	<i>1488</i>	<i>238</i>	<i>377</i>	<i>560</i>	<i>758</i>	<i>402</i>	<i>1585</i>	<i>393</i>	<i>963</i>	<i>586</i>	<i>183</i>	<i>288</i>	<i>34</i>
B100C: Try marijuana or hashish																
8. Never	53.0	51.0	55.4	53.3	53.7	48.0	56.9	53.3	51.4	55.9	45.6	100.0	-	28.1	14.0	4.8
1. Grade 6 or below	1.3	1.6	0.8	1.3	0.6	1.4	0.8	1.4	1.7	1.2	1.4	-	0.5	0.6	6.6	14.3
2. Grade 7	4.2	5.2	3.3	3.6	3.6	2.1	2.6	6.3	4.4	3.5	5.4	-	5.4	2.6	13.0	46.3
3. Grade 8	7.5	8.1	6.6	7.9	5.7	5.1	8.4	8.0	7.7	7.2	7.2	-	11.9	12.8	21.8	12.5
4. Grade 9 (Freshman)	12.1	12.0	12.0	11.8	11.0	15.7	10.3	10.9	13.7	11.4	14.2	-	26.8	20.4	19.7	12.6
5. Grade 10 (Sophomore)	10.3	10.8	10.0	10.0	9.5	14.3	9.8	8.8	10.1	9.8	11.6	-	24.2	15.1	16.2	9.1
6. Grade 11 (Junior)	7.9	7.9	8.1	8.5	11.7	8.8	7.4	8.0	7.4	7.3	11.2	-	20.4	17.8	5.1	0.4
7. Grade 12 (Senior)	3.7	3.4	3.8	3.5	4.1	4.7	3.7	3.3	3.5	3.7	3.4	-	10.7	2.7	3.7	-
<i>Item 5590 Subject A01g</i>	<i>N 2140</i>	<i>1000</i>	<i>1078</i>	<i>1509</i>	<i>247</i>	<i>387</i>	<i>572</i>	<i>768</i>	<i>413</i>	<i>1617</i>	<i>396</i>	<i>1018</i>	<i>577</i>	<i>185</i>	<i>287</i>	<i>35</i>
B100D: Try LSD																
8. Never	89.6	88.7	91.1	88.8	98.0	91.8	90.4	88.6	88.1	90.6	87.9	100.0	100.0	79.4	41.6	16.9
1. Grade 6 or below	0.1	0.2	-	0.1	0.1	0.2	-	0.2	0.1	0.1	0.1	-	-	-	0.1	6.8
2. Grade 7	0.4	0.6	0.2	0.3	-	0.2	0.2	0.7	0.6	0.4	1.0	-	-	-	1.5	17.5
3. Grade 8	1.0	0.6	1.1	0.9	-	1.1	0.6	1.1	1.1	0.7	1.0	-	-	2.1	5.0	10.2
4. Grade 9 (Freshman)	2.6	2.1	2.7	3.0	-	1.3	1.3	3.4	3.8	2.2	3.4	-	-	3.1	16.7	10.7
5. Grade 10 (Sophomore)	2.6	2.8	2.3	2.6	0.5	2.6	2.1	2.6	3.1	2.5	1.7	-	-	4.5	14.1	25.4
6. Grade 11 (Junior)	2.5	3.3	1.6	2.7	0.9	1.1	3.5	2.9	1.5	2.4	2.9	-	-	5.3	14.4	11.0
7. Grade 12 (Senior)	1.3	1.8	1.0	1.5	0.6	1.7	2.0	0.5	1.6	1.1	2.0	-	-	5.6	6.6	1.5
<i>Item 5600 Subject A01g</i>	<i>N 2156</i>	<i>1014</i>	<i>1080</i>	<i>1505</i>	<i>261</i>	<i>392</i>	<i>572</i>	<i>772</i>	<i>421</i>	<i>1629</i>	<i>403</i>	<i>1025</i>	<i>594</i>	<i>180</i>	<i>277</i>	<i>32</i>
B100E: Try a psychedelic other than LSD																
8. Never	94.7	94.0	95.9	93.9	99.1	95.2	95.7	94.8	92.3	95.4	94.6	100.0	100.0	94.2	67.7	35.7
1. Grade 6 or below	0.1	0.1	-	-	-	-	-	-	0.3	-	0.3	-	-	-	-	4.2
2. Grade 7	0.4	0.2	0.5	0.2	-	0.2	-	0.8	0.4	0.5	0.2	-	-	-	1.5	17.0
3. Grade 8	0.4	0.6	0.1	0.5	-	0.6	0.3	0.5	0.1	0.3	0.1	-	-	-	1.4	15.0
4. Grade 9 (Freshman)	1.0	0.8	1.1	1.3	-	0.4	0.3	1.0	2.6	0.8	1.5	-	-	0.4	6.9	9.8
5. Grade 10 (Sophomore)	1.2	1.5	0.6	1.5	0.3	0.8	0.9	1.5	1.4	1.2	0.9	-	-	1.0	7.9	9.1
6. Grade 11 (Junior)	1.8	2.4	1.2	2.0	0.7	2.0	2.6	1.2	1.8	1.3	2.5	-	-	1.6	12.6	9.3
7. Grade 12 (Senior)	0.5	0.3	0.7	0.5	-	0.9	0.2	0.2	1.1	0.5	-	-	-	2.8	2.1	-
<i>Item 5610 Subject A01g</i>	<i>N 2142</i>	<i>1011</i>	<i>1069</i>	<i>1497</i>	<i>265</i>	<i>386</i>	<i>568</i>	<i>779</i>	<i>409</i>	<i>1620</i>	<i>402</i>	<i>1024</i>	<i>598</i>	<i>176</i>	<i>267</i>	<i>28</i>

MONITORING THE FUTURE

QUESTIONNAIRE FORM 1 1999	TOTAL	SEX		RACE		REGION				COLLEGE PLANS?		ILLCIT DRUG USE: LIFETIME					
		M	F	White	Black	NE	NC	S	W	Yes	No	None	Mari- juana Only	Few Pills	More Pills	Any Her- oin	
<i>N (Weighted No. of Cases):</i>	2339	1056	1120	1553	282	427	612	853	447	1680	431	1054	630	197	324	39	
<i>% of Weighted Total:</i>	100.0	45.2	47.9	66.4	12.1	18.2	26.2	36.5	19.1	71.8	18.4	45.0	26.9	8.4	13.9	1.7	
B100F: Try amphetamines																	
8. Never	93.7	95.2	92.6	93.1	98.5	95.2	94.4	92.7	93.2	93.9	93.5	100.0	100.0	89.8	57.2	29.5	
1. Grade 6 or below	0.2	*	0.3	0.1	-	-	0.3	-	0.5	0.2	-	-	-	0.2	1.5	-	
2. Grade 7	0.5	0.1	0.6	0.5	0.4	0.6	0.6	0.5	0.1	0.4	0.3	-	-	-	3.3	8.6	
3. Grade 8	0.4	0.4	0.3	0.3	0.2	0.2	0.3	0.4	0.9	0.4	0.6	-	-	0.5	2.5	10.6	
4. Grade 9 (Freshman)	1.2	0.7	1.7	1.4	0.2	0.7	0.5	1.8	1.4	1.2	0.7	-	-	1.0	7.6	22.4	
5. Grade 10 (Sophomore)	2.0	1.7	2.2	2.5	-	1.5	1.8	2.5	1.6	2.1	1.4	-	-	2.0	14.2	22.3	
6. Grade 11 (Junior)	0.9	0.8	1.1	0.9	-	0.7	1.6	0.9	0.3	0.7	1.7	-	-	1.8	7.2	3.1	
7. Grade 12 (Senior)	1.1	1.1	1.1	1.1	0.6	1.1	0.5	1.0	1.9	0.9	1.8	-	-	4.6	6.5	3.3	
<i>Item 5620 Subject A01g</i>	<i>N</i>	<i>2059</i>	<i>979</i>	<i>1026</i>	<i>1431</i>	<i>259</i>	<i>373</i>	<i>545</i>	<i>735</i>	<i>407</i>	<i>1555</i>	<i>387</i>	<i>1021</i>	<i>598</i>	<i>143</i>	<i>219</i>	<i>30</i>
B100G: Try quaaludes																	
8. Never	98.9	98.4	99.5	98.7	100.0	98.6	99.6	98.3	99.5	98.9	99.3	100.0	100.0	98.6	95.2	76.1	
1. Grade 6 or below	-	-	-	-	-	-	-	-	-	-	-	-	-	-	-	-	
2. Grade 7	0.2	0.1	0.1	0.1	-	0.2	-	0.5	-	0.3	-	-	-	-	-	13.9	
3. Grade 8	-	-	-	-	-	-	-	-	-	-	-	-	-	-	-	-	
4. Grade 9 (Freshman)	0.2	0.1	0.2	0.2	-	-	-	0.3	0.3	0.1	0.4	-	-	-	0.4	7.3	
5. Grade 10 (Sophomore)	0.4	0.6	0.1	0.5	-	0.4	-	0.7	0.2	0.4	0.2	-	-	1.4	1.7	2.6	
6. Grade 11 (Junior)	0.3	0.5	0.1	0.4	-	0.9	0.3	0.1	-	0.2	-	-	-	-	2.2	-	
7. Grade 12 (Senior)	0.1	0.2	-	0.1	-	-	0.2	0.1	-	0.1	0.2	-	-	-	0.6	-	
<i>Item 5630 Subject A01g</i>	<i>N</i>	<i>2159</i>	<i>1021</i>	<i>1078</i>	<i>1510</i>	<i>264</i>	<i>393</i>	<i>567</i>	<i>781</i>	<i>418</i>	<i>1630</i>	<i>407</i>	<i>1022</i>	<i>601</i>	<i>182</i>	<i>271</i>	<i>34</i>
B100H: Try barbiturates																	
8. Never	97.5	98.8	96.5	97.2	99.8	98.0	98.9	96.4	96.9	97.3	98.6	100.0	100.0	97.3	84.1	73.8	
1. Grade 6 or below	0.2	-	0.1	0.1	-	-	-	0.6	-	0.2	-	-	-	-	1.0	5.9	
2. Grade 7	0.2	-	0.4	0.3	-	0.4	-	0.4	-	0.2	-	-	-	-	0.9	6.7	
3. Grade 8	0.5	0.6	0.4	0.5	-	*	0.2	0.5	1.3	0.6	0.2	-	-	0.5	3.0	5.3	
4. Grade 9 (Freshman)	0.6	0.1	1.0	0.8	-	0.6	-	1.0	0.4	0.6	0.3	-	-	-	3.9	6.4	
5. Grade 10 (Sophomore)	0.6	0.2	1.0	0.8	-	0.4	0.6	0.5	1.0	0.6	0.5	-	-	2.0	3.3	2.0	
6. Grade 11 (Junior)	0.4	0.2	0.5	0.4	0.2	0.5	0.4	0.5	-	0.4	0.2	-	-	0.3	2.8	-	
7. Grade 12 (Senior)	0.1	0.1	0.2	-	-	-	-	0.1	0.4	0.1	0.2	-	-	-	0.9	-	
<i>Item 5640 Subject A01g</i>	<i>N</i>	<i>2126</i>	<i>1004</i>	<i>1061</i>	<i>1480</i>	<i>259</i>	<i>386</i>	<i>561</i>	<i>763</i>	<i>416</i>	<i>1605</i>	<i>403</i>	<i>1019</i>	<i>600</i>	<i>169</i>	<i>255</i>	<i>34</i>
B100I: Try tranquilizers																	
8. Never	95.3	95.7	95.3	94.2	100.0	96.1	96.4	93.6	96.2	95.6	95.3	100.0	100.0	89.5	73.1	62.8	
1. Grade 6 or below	0.2	0.1	0.1	0.2	-	0.2	0.2	0.4	-	0.2	-	-	-	-	0.7	8.8	
2. Grade 7	0.4	0.2	0.5	0.4	-	0.4	-	0.8	-	0.4	0.1	-	-	-	2.1	6.1	
3. Grade 8	0.3	0.3	0.2	0.2	-	*	0.3	0.2	0.5	0.2	0.5	-	-	-	1.2	7.5	
4. Grade 9 (Freshman)	0.9	0.7	1.1	1.2	-	0.5	-	1.5	1.3	0.7	1.7	-	-	4.0	3.9	6.6	
5. Grade 10 (Sophomore)	0.9	0.7	0.9	1.2	-	0.2	1.1	1.1	1.0	0.9	1.3	-	-	2.2	6.0	2.0	
6. Grade 11 (Junior)	1.5	1.4	1.5	1.9	-	2.5	1.5	1.4	0.5	1.4	0.9	-	-	2.9	9.9	-	
7. Grade 12 (Senior)	0.6	0.8	0.4	0.8	-	0.1	0.5	1.0	0.6	0.6	0.2	-	-	1.4	3.2	6.1	
<i>Item 5650 Subject A01g</i>	<i>N</i>	<i>2119</i>	<i>1011</i>	<i>1049</i>	<i>1488</i>	<i>262</i>	<i>384</i>	<i>561</i>	<i>770</i>	<i>404</i>	<i>1595</i>	<i>401</i>	<i>1021</i>	<i>598</i>	<i>156</i>	<i>261</i>	<i>33</i>
B100J: Try cocaine																	
8. Never	92.6	92.5	93.3	92.2	98.4	96.7	93.1	90.9	91.1	94.0	88.5	100.0	100.0	85.6	61.1	17.2	
1. Grade 6 or below	0.1	*	0.2	-	0.6	-	-	0.2	0.3	0.1	0.1	-	-	-	0.1	7.0	
2. Grade 7	0.3	*	0.3	0.3	-	0.4	-	0.6	-	0.3	-	-	-	-	1.0	11.0	
3. Grade 8	0.4	0.3	0.5	0.5	-	0.1	0.4	0.6	-	0.4	0.2	-	-	0.6	2.2	2.0	
4. Grade 9 (Freshman)	1.4	1.6	1.1	1.3	0.4	0.4	1.5	1.8	1.6	0.7	3.4	-	-	3.6	5.9	22.9	
5. Grade 10 (Sophomore)	1.1	0.8	1.2	1.1	-	0.1	0.8	1.8	1.2	0.8	1.6	-	-	-	6.5	17.6	
6. Grade 11 (Junior)	2.3	2.6	1.9	2.7	0.2	1.4	2.4	3.1	1.7	2.0	3.5	-	-	6.5	12.2	16.0	
7. Grade 12 (Senior)	1.8	2.1	1.6	1.9	0.4	1.0	1.8	1.0	4.1	1.5	2.8	-	-	3.7	10.9	6.4	
<i>Item 5660 Subject A01g</i>	<i>N</i>	<i>2161</i>	<i>1018</i>	<i>1083</i>	<i>1507</i>	<i>265</i>	<i>391</i>	<i>571</i>	<i>781</i>	<i>418</i>	<i>1632</i>	<i>407</i>	<i>1026</i>	<i>599</i>	<i>177</i>	<i>276</i>	<i>34</i>
B100K: Try heroin																	
8. Never	98.5	98.7	98.5	98.7	99.5	98.9	99.1	98.1	98.0	98.7	99.1	100.0	100.0	100.0	100.0	-	
1. Grade 6 or below	0.1	-	0.1	-	0.5	-	-	0.2	-	0.1	-	-	-	-	-	3.9	
2. Grade 7	0.1	0.1	0.2	0.1	-	0.2	-	*	0.5	0.1	0.3	-	-	-	-	9.9	
3. Grade 8	0.1	0.2	*	0.1	-	*	0.1	0.2	-	0.1	-	-	-	-	-	7.5	
4. Grade 9 (Freshman)	0.4	0.4	0.3	0.5	-	0.2	-	1.1	-	0.5	-	-	-	-	-	29.0	
5. Grade 10 (Sophomore)	0.2	-	0.4	0.1	-	-	-	0.1	0.9	*	0.2	-	-	-	-	14.5	
6. Grade 11 (Junior)	0.2	0.1	0.2	0.2	-	0.4	0.3	-	0.3	0.1	0.2	-	-	-	-	14.1	
7. Grade 12 (Senior)	0.3	0.3	0.3	0.3	-	0.3	0.5	0.3	0.2	0.3	0.2	-	-	-	-	21.1	
<i>Item 5670 Subject A01g</i>	<i>N</i>	<i>2167</i>	<i>1022</i>	<i>1086</i>	<i>1514</i>	<i>265</i>	<i>391</i>	<i>568</i>	<i>782</i>	<i>425</i>	<i>1642</i>	<i>404</i>	<i>1023</i>	<i>600</i>	<i>179</i>	<i>282</i>	<i>33</i>

* = less than .05 percent.

DESCRIPTIVE RESULTS: 1999

85

QUESTIONNAIRE FORM 1 1999	TOTAL	SEX		RACE		REGION				COLLEGE PLANS?		ILLICIT DRUG USE: LIFETIME				
		M	F	White	Black	NE	NC	S	W	Yes	No	None	Mari- juana Only	Few Pills	More Pills	Any Her- oin
<i>N (Weighted No. of Cases):</i>	2339	1056	1120	1553	282	427	612	853	447	1680	431	1054	630	197	324	39
<i>% of Weighted Total:</i>	100.0	45.2	47.9	66.4	12.1	18.2	26.2	36.5	19.1	71.8	18.4	45.0	26.9	8.4	13.9	1.7
B100L: Try any narcotic other than heroin																
8. Never	93.6	93.6	93.8	92.9	98.7	95.9	94.7	92.9	91.4	93.1	95.2	100.0	100.0	85.4	63.5	40.9
1. Grade 6 or below	0.5	0.8	0.3	0.7	0.3	-	0.5	0.6	1.1	0.6	0.3	-	-	0.4	3.2	7.8
2. Grade 7	0.3	0.3	0.2	0.1	0.2	0.2	0.3	0.2	0.4	0.3	-	-	-	-	1.4	5.4
3. Grade 8	0.7	0.4	0.8	0.6	-	0.5	0.7	0.8	0.8	0.7	-	-	-	2.5	2.8	14.5
4. Grade 9 (Freshman)	0.7	0.5	0.9	0.9	-	*	-	1.5	0.8	0.9	0.3	-	-	1.4	3.6	10.9
5. Grade 10 (Sophomore)	1.4	1.5	1.1	1.3	-	0.9	1.6	0.8	2.7	1.2	2.6	-	-	2.9	8.7	7.7
6. Grade 11 (Junior)	1.8	1.5	2.2	2.2	0.8	1.0	1.6	2.1	2.2	2.1	0.7	-	-	5.5	11.1	3.3
7. Grade 12 (Senior)	1.0	1.3	0.7	1.3	-	1.5	0.7	1.1	0.5	1.0	0.9	-	-	1.8	5.7	9.5
<i>Item 5680 Subject A01g</i>	<i>N</i> 2099	997	1047	1455	258	381	554	755	410	1592	389	1020	592	155	254	31
B100M: Smoke your first cigarette																
8. Never	35.9	36.4	35.9	33.4	53.9	35.5	36.3	32.8	41.3	39.2	26.2	62.0	11.7	19.7	8.0	7.2
1. Grade 6 or below	13.5	16.9	10.2	13.7	8.6	11.5	14.4	14.5	12.1	13.0	14.3	6.5	14.8	11.6	29.2	63.8
2. Grade 7	11.4	11.0	12.0	12.9	5.0	10.0	12.1	12.2	10.3	9.7	15.4	4.5	17.6	14.0	22.3	6.5
3. Grade 8	13.0	13.3	12.4	14.2	8.1	16.4	12.3	13.1	10.4	13.0	13.5	6.6	18.5	21.6	20.6	5.8
4. Grade 9 (Freshman)	11.3	10.9	11.9	10.5	10.1	13.0	8.3	12.5	11.3	10.6	14.3	7.3	17.1	11.8	11.2	16.6
5. Grade 10 (Sophomore)	7.8	6.0	9.2	8.1	6.6	8.7	7.3	8.3	7.1	7.3	10.0	6.2	11.2	11.4	5.4	-
6. Grade 11 (Junior)	4.9	4.3	5.6	5.0	4.9	4.2	6.0	4.6	4.4	4.9	5.2	3.7	6.8	8.8	2.7	-
7. Grade 12 (Senior)	2.3	1.3	2.7	2.2	2.8	0.7	3.3	2.0	3.1	2.3	1.2	3.2	2.2	1.2	0.6	-
<i>Item 5575 Subject A01g</i>	<i>N</i> 2076	966	1056	1470	240	369	545	752	410	1565	391	973	564	175	283	36
B100N: Drink enough to feel drunk or very high																
8. Never	38.3	35.1	41.3	34.8	57.4	32.4	40.6	37.8	41.7	40.1	34.5	66.1	11.3	21.9	10.3	3.2
1. Grade 6 or below	2.2	2.6	1.9	1.8	4.0	2.8	1.9	2.5	1.5	2.1	2.9	0.6	2.2	2.2	5.2	21.4
2. Grade 7	4.5	5.8	3.2	4.7	3.0	3.7	4.5	4.7	5.0	3.5	7.0	1.0	4.2	4.3	13.4	33.4
3. Grade 8	9.7	10.8	8.9	11.0	4.0	9.8	10.2	9.4	9.5	9.8	9.6	2.5	11.9	20.4	24.0	13.9
4. Grade 9 (Freshman)	16.0	17.4	14.6	17.1	7.0	19.1	15.2	15.1	16.1	15.5	15.6	6.6	27.9	22.6	20.3	22.9
5. Grade 10 (Sophomore)	13.7	13.4	14.1	14.4	9.9	16.8	11.9	15.4	10.2	13.7	14.0	8.9	20.6	11.3	18.8	5.2
6. Grade 11 (Junior)	9.6	9.2	10.2	10.4	8.0	10.6	11.1	8.4	9.0	9.7	9.5	8.1	14.7	10.8	5.3	-
7. Grade 12 (Senior)	5.9	5.6	5.9	5.8	6.7	4.8	4.6	6.7	7.0	5.5	6.9	6.1	7.1	6.5	2.8	-
<i>Item 5585 Subject A01g</i>	<i>N</i> 2046	965	1025	1457	226	372	541	739	395	1556	372	967	541	178	284	33
B100O: Try "crack" cocaine, specifically																
8. Never	97.2	97.6	97.3	97.1	99.4	98.5	97.8	96.6	96.5	97.6	96.1	100.0	100.0	96.2	86.4	46.5
1. Grade 6 or below	0.1	*	0.2	-	0.6	-	-	0.2	0.3	0.1	0.1	-	-	-	0.1	7.2
2. Grade 7	0.1	0.2	0.1	0.2	-	0.2	0.3	-	-	0.1	-	-	-	-	0.3	4.5
3. Grade 8	0.2	-	0.1	0.1	-	-	-	0.4	-	0.2	-	-	-	-	0.5	6.1
4. Grade 9 (Freshman)	0.6	0.4	0.7	0.6	-	-	0.6	0.6	0.9	0.3	1.2	-	-	1.3	1.7	16.8
5. Grade 10 (Sophomore)	0.4	0.3	0.6	0.5	-	0.5	0.3	0.7	-	0.5	0.3	-	-	-	2.0	11.9
6. Grade 11 (Junior)	0.9	1.0	0.6	1.2	-	0.2	0.8	1.2	1.2	0.6	2.1	-	-	1.8	5.6	7.1
7. Grade 12 (Senior)	0.5	0.5	0.4	0.4	-	0.6	0.2	0.3	1.1	0.6	0.2	-	-	0.7	3.4	-
<i>Item 5661 Subject A01g</i>	<i>N</i> 2140	1014	1070	1497	265	387	566	772	414	1626	400	1023	597	176	262	33
B100P: Try crystal meth ("ice")																
8. Never	97.0	96.6	97.6	97.1	99.1	98.0	98.3	96.5	95.2	97.3	97.3	100.0	100.0	95.8	86.7	43.3
1. Grade 6 or below	0.3	0.4	0.2	0.2	0.9	-	-	0.7	0.1	0.3	0.1	-	-	0.5	1.3	3.6
2. Grade 7	0.1	*	0.1	0.1	-	0.2	0.2	*	-	0.1	-	-	-	-	-	5.6
3. Grade 8	0.2	0.2	0.2	0.2	-	0.2	0.1	0.2	0.4	0.1	0.6	-	-	-	1.2	2.6
4. Grade 9 (Freshman)	0.5	0.2	0.5	0.5	-	-	0.3	0.7	0.6	0.5	0.4	-	-	0.8	1.6	11.8
5. Grade 10 (Sophomore)	0.7	0.8	0.7	0.6	-	0.4	0.7	0.5	1.4	0.4	0.6	-	-	0.7	2.4	20.3
6. Grade 11 (Junior)	0.7	1.0	0.4	0.9	-	0.6	0.4	1.0	0.5	0.7	-	-	-	2.2	2.5	10.0
7. Grade 12 (Senior)	0.6	0.9	0.3	0.4	-	0.6	-	0.4	1.9	0.5	1.1	-	-	-	4.2	2.8
<i>Item 24430 Subject A01g</i>	<i>N</i> 2176	1029	1089	1518	267	392	571	786	427	1647	409	1026	599	184	282	36
B101: How many of your friends would you estimate . . .																
B101A: Smoke cigarettes?																
1. None	9.4	7.4	10.9	6.0	29.2	7.4	7.1	11.3	11.0	10.0	7.5	13.8	6.5	5.2	2.7	-
2. A few	25.2	23.2	27.5	25.9	21.2	23.6	22.8	23.6	32.9	27.5	19.3	35.0	18.6	16.5	11.6	5.7
3. Some	31.9	36.8	27.9	32.1	31.1	31.7	33.9	32.1	29.3	32.5	30.6	33.7	34.6	27.9	24.3	26.4
4. Most	30.7	29.8	31.2	33.4	17.3	34.3	33.8	29.2	25.9	27.6	39.7	16.3	37.0	45.2	55.3	64.9
5. All	2.8	2.7	2.4	2.6	1.1	2.9	2.5	3.8	1.0	2.4	2.9	1.2	3.2	5.2	6.1	2.9
<i>Item 7070 Subject A02a</i>	<i>N</i> 2207	1041	1106	1539	272	399	579	800	430	1671	414	1031	605	191	294	35

*=less than .05 percent.

MONITORING THE FUTURE

QUESTIONNAIRE FORM 1 1999	TOTAL	SEX		RACE		REGION				COLLEGE PLANS?		ILLICIT DRUG USE: LIFETIME				
		M	F	White	Black	NE	NC	S	W	Yes	No	None	Mari- juana Only	Few Pills	More Pills	Any Her- oin
<i>N (Weighted No. of Cases):</i>	2339	1056	1120	1553	282	427	612	853	447	1680	431	1054	630	197	324	39
<i>% of Weighted Total:</i>	100.0	45.2	47.9	66.4	12.1	18.2	26.2	36.5	19.1	71.8	18.4	45.0	26.9	8.4	13.9	1.7
B101B: Smoke marijuana (pot, grass) or hashish?																
1. None	17.4	15.2	19.1	17.5	18.5	14.8	15.6	20.4	16.6	17.8	17.3	29.1	6.0	9.8	5.3	-
2. A few	30.8	31.9	31.0	32.7	23.2	26.0	32.2	32.6	29.8	32.2	26.8	39.5	26.2	18.5	18.9	12.3
3. Some	28.4	28.7	27.8	28.5	29.2	29.6	34.1	25.3	25.3	28.3	28.9	22.4	36.8	38.2	27.1	22.3
4. Most	20.2	20.5	19.7	18.9	24.1	24.5	16.4	19.0	23.6	19.0	22.8	8.7	26.4	27.7	41.1	49.1
5. All	3.3	3.7	2.4	2.4	4.9	5.0	1.8	2.7	4.7	2.6	4.2	0.4	4.7	5.8	7.6	16.3
<i>Item 7080 Subject A02a</i>	<i>N 2210</i>	<i>1042</i>	<i>1107</i>	<i>1540</i>	<i>273</i>	<i>398</i>	<i>579</i>	<i>803</i>	<i>431</i>	<i>1671</i>	<i>417</i>	<i>1033</i>	<i>606</i>	<i>191</i>	<i>293</i>	<i>35</i>
B101C: Take "crack" cocaine?																
1. None	75.3	76.9	74.0	74.4	89.8	78.5	71.7	78.1	72.1	76.8	70.1	78.5	83.5	64.6	62.0	20.4
2. A few	20.2	18.8	21.6	21.3	6.3	17.2	23.3	17.3	24.0	19.7	21.7	18.1	14.1	26.5	29.6	57.5
3. Some	3.8	3.6	3.8	3.7	3.0	4.0	4.6	3.1	3.6	3.0	6.8	3.0	1.9	7.4	7.4	11.8
4. Most	0.4	0.4	0.4	0.4	-	0.2	-	0.8	0.2	0.3	0.3	0.2	0.1	0.4	0.8	4.7
5. All	0.3	0.3	0.2	0.2	0.8	0.1	0.4	0.6	0.1	0.2	1.1	0.1	0.3	1.1	0.2	5.7
<i>Item 7151 Subject A02a</i>	<i>N 2190</i>	<i>1036</i>	<i>1099</i>	<i>1530</i>	<i>272</i>	<i>395</i>	<i>571</i>	<i>797</i>	<i>427</i>	<i>1664</i>	<i>411</i>	<i>1024</i>	<i>603</i>	<i>189</i>	<i>289</i>	<i>35</i>
B101D: Take cocaine powder?																
1. None	72.5	72.1	73.2	71.3	86.1	77.9	70.1	72.4	71.0	73.6	68.5	80.2	79.4	63.4	43.8	15.7
2. A few	21.8	22.2	21.3	23.1	8.4	18.0	23.7	21.1	23.9	21.8	21.5	17.0	17.1	27.6	41.4	45.7
3. Some	4.6	4.4	4.7	4.5	4.6	3.9	5.4	4.4	4.8	3.7	8.4	2.5	3.1	7.6	11.8	22.6
4. Most	0.7	1.0	0.5	0.8	-	0.2	0.1	1.6	0.2	0.7	0.5	0.3	0.1	0.4	2.4	10.4
5. All	0.4	0.3	0.3	0.2	0.8	0.1	0.6	0.5	0.1	0.1	1.1	-	0.3	1.1	0.7	5.7
<i>Item 23990 Subject A02a</i>	<i>N 2184</i>	<i>1032</i>	<i>1093</i>	<i>1525</i>	<i>273</i>	<i>394</i>	<i>570</i>	<i>794</i>	<i>427</i>	<i>1655</i>	<i>411</i>	<i>1022</i>	<i>598</i>	<i>187</i>	<i>290</i>	<i>35</i>
B101E: Drink alcoholic beverages (liquor, beer, wine)?																
1. None	5.7	6.0	5.3	4.4	11.7	3.0	4.7	6.2	8.7	5.2	6.5	8.1	3.9	2.6	1.4	-
2. A few	12.1	9.9	14.0	10.8	19.3	9.7	10.1	15.6	10.1	12.2	12.8	16.7	9.5	5.8	4.2	14.4
3. Some	19.0	19.9	18.6	18.0	24.2	14.3	23.7	17.8	19.3	19.4	19.7	26.2	13.1	13.6	11.3	6.0
4. Most	42.1	43.3	40.8	43.8	32.3	46.1	40.6	41.3	41.9	42.2	40.2	36.5	48.7	48.0	46.2	42.4
5. All	21.2	20.9	21.3	22.9	12.5	26.9	20.9	19.1	20.0	20.9	20.8	12.5	24.7	30.0	36.9	37.2
<i>Item 7190 Subject A02a</i>	<i>N 2198</i>	<i>1041</i>	<i>1101</i>	<i>1535</i>	<i>273</i>	<i>397</i>	<i>572</i>	<i>799</i>	<i>429</i>	<i>1666</i>	<i>415</i>	<i>1031</i>	<i>600</i>	<i>189</i>	<i>293</i>	<i>35</i>
B101F: Get drunk at least once a week?																
1. None	22.3	15.8	28.1	19.3	37.0	17.8	21.4	23.9	24.4	22.6	20.4	30.6	16.0	17.5	9.8	11.1
2. A few	29.0	30.4	27.8	29.6	26.7	29.0	29.0	28.6	29.6	28.8	30.2	32.7	27.6	19.6	26.7	10.4
3. Some	24.7	26.8	23.4	26.1	20.0	24.2	26.7	24.5	23.1	25.7	21.9	22.9	28.9	29.2	19.9	20.6
4. Most	18.4	20.2	16.7	19.9	9.4	22.7	19.4	16.2	17.4	17.9	20.3	12.0	20.9	25.3	29.7	36.9
5. All	5.6	6.8	4.0	5.0	6.9	6.3	3.5	6.8	5.5	5.0	7.2	1.9	6.6	8.4	13.8	20.9
<i>Item 7200 Subject A02a</i>	<i>N 2204</i>	<i>1041</i>	<i>1107</i>	<i>1540</i>	<i>273</i>	<i>398</i>	<i>574</i>	<i>801</i>	<i>430</i>	<i>1670</i>	<i>417</i>	<i>1032</i>	<i>604</i>	<i>189</i>	<i>292</i>	<i>35</i>
The next questions are about your experiences in school.																
D001: Some people like school very much. Others don't. How do you feel about going to school?																
5. I like school very much	9.2	9.1	9.3	8.4	15.7	8.8	11.3	7.8	9.3	9.4	8.9	10.4	9.6	5.3	5.8	11.1
4. I like school quite a lot	25.0	24.3	25.6	26.1	21.2	19.3	29.1	24.4	25.6	28.2	13.2	31.1	21.1	21.9	16.2	21.3
3. I like school some	45.2	44.8	46.0	45.5	43.8	48.1	42.6	47.6	41.7	45.2	45.8	42.7	47.5	47.8	43.6	47.0
2. I don't like school very much	13.9	14.5	13.1	13.7	10.9	15.4	12.1	12.3	17.8	11.6	21.2	12.2	14.1	15.8	18.4	15.6
1. I don't like school at all	6.7	7.3	6.0	6.3	8.4	8.4	4.9	7.9	5.5	5.6	10.9	3.6	7.6	9.2	16.0	5.0
<i>Item 7630 Subject B01, Q08</i>	<i>N 2034</i>	<i>956</i>	<i>1031</i>	<i>1434</i>	<i>251</i>	<i>344</i>	<i>527</i>	<i>754</i>	<i>410</i>	<i>1582</i>	<i>409</i>	<i>976</i>	<i>545</i>	<i>172</i>	<i>262</i>	<i>27</i>
D002: How often do you feel that the school work you are assigned is meaningful and important?																
5. Almost always	8.4	8.2	8.3	6.6	17.2	5.8	10.4	8.0	8.9	8.2	8.6	9.8	7.5	5.8	4.8	5.0
4. Often	21.6	20.1	23.1	21.2	24.3	25.1	20.9	21.4	19.8	23.0	16.4	23.3	21.3	17.2	16.3	37.3
3. Sometimes	42.2	39.8	44.7	43.6	35.1	37.4	43.6	42.4	43.9	44.4	34.6	43.7	43.2	42.9	36.8	31.9
2. Seldom	23.0	25.5	20.6	23.9	18.0	26.9	20.4	22.3	24.2	20.8	30.9	20.0	22.3	28.9	32.3	23.5
1. Never	4.8	6.4	3.3	4.7	5.4	4.8	4.6	5.9	3.3	3.5	9.5	3.1	5.6	5.2	9.9	2.4
<i>Item 5700 Subject B01</i>	<i>N 2027</i>	<i>951</i>	<i>1028</i>	<i>1431</i>	<i>249</i>	<i>342</i>	<i>526</i>	<i>750</i>	<i>409</i>	<i>1577</i>	<i>408</i>	<i>975</i>	<i>543</i>	<i>170</i>	<i>259</i>	<i>27</i>

QUESTIONNAIRE FORM 1 1999	TOTAL	SEX		RACE		REGION				COLLEGE PLANS?		ILLICIT DRUG USE: LIFETIME					
		M	F	White	Black	NE	NC	S	W	Yes	No	None	Mari- juana Only	Few Pills	More Pills	Any Her- oin	
<i>N (Weighted No. of Cases):</i>	2339	1056	1120	1553	282	427	612	853	447	1680	431	1054	630	197	324	39	
<i>% of Weighted Total:</i>	100.0	45.2	47.9	66.4	12.1	18.2	26.2	36.5	19.1	71.8	18.4	45.0	26.9	8.4	13.9	1.7	
D003: How interesting are most of your courses to you?																	
5. Very exciting and stimulating	3.7	4.0	3.0	3.0	8.8	3.0	4.1	3.5	4.2	3.4	5.1	4.6	3.7	2.0	0.9	2.6	
4. Quite interesting	22.1	21.9	22.7	21.0	25.1	24.1	24.1	20.0	21.8	24.4	14.1	26.5	18.8	16.8	16.3	23.8	
3. Fairly interesting	46.5	44.2	49.2	48.0	41.1	42.4	51.6	46.6	43.1	47.5	43.0	45.5	51.0	48.1	42.0	29.5	
2. Slightly dull	19.8	21.1	18.5	20.7	18.0	19.2	18.0	20.0	22.3	18.7	23.7	18.2	18.3	20.9	27.3	26.6	
1. Very dull	7.9	8.8	6.6	7.4	6.9	11.2	2.1	9.9	8.7	6.1	14.0	5.2	8.2	12.2	13.6	17.5	
<i>Item 5710 Subject B01</i>	<i>N</i>	<i>2019</i>	<i>945</i>	<i>1026</i>	<i>1424</i>	<i>247</i>	<i>341</i>	<i>525</i>	<i>746</i>	<i>406</i>	<i>1573</i>	<i>403</i>	<i>972</i>	<i>540</i>	<i>170</i>	<i>259</i>	<i>27</i>
D004: How important do you think the things you are learning in school are going to be for your later life?																	
5. Very important	14.7	13.2	16.2	11.3	32.8	13.8	15.2	15.7	13.0	14.9	12.9	15.6	14.8	12.6	10.1	21.2	
4. Quite important	26.0	25.7	25.7	26.9	22.2	22.4	26.6	27.9	24.5	27.5	20.0	31.4	21.2	18.2	22.3	21.3	
3. Fairly important	32.8	31.2	34.4	34.7	23.8	35.4	32.9	30.2	35.0	33.5	31.6	31.2	34.9	40.9	33.2	19.9	
2. Slightly important	21.9	23.9	20.3	22.2	18.3	22.5	22.1	21.3	21.9	20.5	26.8	18.1	24.0	26.5	24.3	35.0	
1. Not at all important	4.7	6.0	3.4	4.9	3.0	5.8	3.2	4.8	5.6	3.6	8.8	3.7	5.1	1.9	10.2	2.6	
<i>Item 5720 Subject B01</i>	<i>N</i>	<i>2018</i>	<i>943</i>	<i>1027</i>	<i>1426</i>	<i>245</i>	<i>342</i>	<i>525</i>	<i>748</i>	<i>403</i>	<i>1568</i>	<i>406</i>	<i>972</i>	<i>540</i>	<i>170</i>	<i>258</i>	<i>27</i>
D005: How much competition for grades is there among students at your school?																	
1. None	7.9	9.9	5.5	6.6	13.2	6.8	6.9	9.0	8.2	6.3	13.4	5.6	8.1	6.3	14.6	24.1	
2. A little	20.0	21.2	19.0	21.1	15.6	22.5	20.9	18.1	20.4	18.3	26.5	18.4	21.1	21.2	23.8	19.4	
3. Some	31.6	31.2	32.1	33.0	27.6	27.5	30.9	30.7	37.8	30.2	36.1	32.2	30.7	31.9	32.0	35.3	
4. Quite a bit	27.2	25.6	28.9	27.2	27.5	30.0	26.8	26.7	26.4	30.4	16.8	29.4	26.2	26.8	22.0	17.8	
5. A great deal	13.2	12.2	14.5	12.1	16.0	13.2	14.5	15.5	7.2	14.9	7.2	14.4	13.9	13.9	7.6	3.4	
<i>Item 5730 Subject B04</i>	<i>N</i>	<i>2008</i>	<i>938</i>	<i>1024</i>	<i>1418</i>	<i>245</i>	<i>337</i>	<i>524</i>	<i>746</i>	<i>402</i>	<i>1563</i>	<i>400</i>	<i>968</i>	<i>536</i>	<i>169</i>	<i>258</i>	<i>27</i>
D006: How do you think most of the students in your classes would feel if you cheated on a test?																	
1. They would like it very much	3.1	4.6	1.9	2.8	6.4	3.5	1.7	3.7	3.5	2.1	6.3	1.9	5.2	1.0	4.5	-	
2. They would like it	3.0	4.0	1.9	2.7	4.7	3.2	2.8	3.7	1.7	2.2	6.3	2.1	4.4	2.1	2.9	-	
3. They would not care	79.2	77.8	80.6	79.5	76.0	77.0	78.9	79.0	81.6	79.9	76.7	75.3	81.4	85.2	84.5	93.9	
4. They would dislike it	9.9	10.0	9.5	10.8	5.0	12.0	10.3	8.6	10.0	11.3	4.5	13.5	6.6	7.8	5.2	6.1	
5. They would dislike it very much	4.9	3.6	6.1	4.2	7.8	4.3	6.3	5.0	3.2	4.6	6.2	7.1	2.4	3.8	2.9	-	
<i>Item 5740 Subject B04</i>	<i>N</i>	<i>2004</i>	<i>936</i>	<i>1020</i>	<i>1414</i>	<i>244</i>	<i>335</i>	<i>524</i>	<i>743</i>	<i>402</i>	<i>1561</i>	<i>401</i>	<i>965</i>	<i>535</i>	<i>169</i>	<i>257</i>	<i>27</i>
D007: How do you think most of the students in your classes would feel if you intentionally did things to make your teachers angry?																	
1. They would like it very much	5.1	7.1	2.8	4.6	8.3	5.9	3.1	6.6	4.5	3.9	9.4	4.2	4.9	3.5	8.3	12.1	
2. They would like it	10.8	14.0	8.1	10.9	8.2	13.1	8.8	10.1	12.6	10.1	13.9	9.7	13.3	9.7	11.3	6.2	
3. They would not care	50.5	49.0	51.9	48.5	60.4	50.9	48.6	53.6	46.8	49.9	51.9	46.7	53.4	57.5	54.7	49.7	
4. They would dislike it	26.5	24.7	28.3	29.4	13.5	23.3	33.2	23.1	27.0	28.8	18.2	31.6	20.5	26.0	20.7	28.0	
5. They would dislike it very much	7.1	5.2	8.8	6.6	9.5	6.7	6.3	6.7	9.1	7.3	6.6	7.8	8.0	3.4	5.0	4.0	
<i>Item 5750 Subject B04</i>	<i>N</i>	<i>1978</i>	<i>928</i>	<i>1006</i>	<i>1401</i>	<i>243</i>	<i>328</i>	<i>518</i>	<i>736</i>	<i>395</i>	<i>1540</i>	<i>399</i>	<i>952</i>	<i>530</i>	<i>167</i>	<i>252</i>	<i>27</i>
D008: How often do you find that your friends encourage you to do things which your teachers wouldn't like?																	
1. Never	37.2	25.1	48.4	34.5	44.9	39.0	32.1	37.7	41.2	37.9	34.5	38.8	36.6	36.2	31.7	25.9	
2. Seldom	37.1	39.9	34.9	37.9	33.8	30.7	41.3	36.5	38.0	38.1	34.1	38.9	36.4	38.2	34.8	23.6	
3. Sometimes	17.7	23.0	12.9	19.0	11.6	21.2	20.9	15.6	14.3	17.7	16.6	16.7	18.0	17.7	19.3	31.6	
4. Often	6.3	9.1	3.4	6.8	7.9	7.2	3.6	8.4	5.2	5.3	10.6	5.1	7.0	4.9	9.3	10.7	
5. Almost always	1.8	2.9	0.5	1.7	1.8	1.9	2.0	1.8	1.3	1.1	4.2	0.5	2.0	2.9	4.9	8.2	
<i>Item 5760 Subject B04</i>	<i>N</i>	<i>1983</i>	<i>927</i>	<i>1012</i>	<i>1399</i>	<i>243</i>	<i>328</i>	<i>518</i>	<i>737</i>	<i>401</i>	<i>1545</i>	<i>398</i>	<i>957</i>	<i>532</i>	<i>167</i>	<i>251</i>	<i>26</i>
D009: Have you ever been in a work-study program—that is, a program where you work on a job as part of your schooling?																	
1. No, not ever	80.2	79.4	80.8	82.6	69.5	88.8	78.8	78.5	77.9	83.2	67.8	81.9	77.2	77.4	83.0	89.3	
2. Yes, for a half year or less	8.7	8.3	9.3	6.1	16.1	7.4	8.1	8.1	11.8	8.7	9.3	8.4	10.1	7.6	6.8	-	
3. Yes, for about a year	8.1	9.4	7.1	8.0	12.5	1.8	9.9	9.9	7.6	6.2	15.3	6.3	9.8	11.5	8.1	10.7	
4. Yes, for about two years	2.0	1.8	1.9	2.5	1.1	1.4	2.2	2.7	1.1	1.4	4.4	2.6	1.4	2.3	1.5	-	
5. Yes, for more than two years	1.0	1.1	0.9	0.8	0.8	0.6	0.9	0.8	1.5	0.4	3.1	0.8	1.5	1.2	0.5	-	
<i>Item 5770 Subject B02, C01</i>	<i>N</i>	<i>1974</i>	<i>920</i>	<i>1011</i>	<i>1392</i>	<i>243</i>	<i>326</i>	<i>518</i>	<i>730</i>	<i>400</i>	<i>1538</i>	<i>395</i>	<i>956</i>	<i>528</i>	<i>165</i>	<i>249</i>	<i>25</i>

MONITORING THE FUTURE

QUESTIONNAIRE FORM 1 1999	TOTAL	SEX		RACE		REGION				COLLEGE PLANS?		ILLICIT DRUG USE: LIFETIME				
		M	F	White	Black	NE	NC	S	W	Yes	No	None	Mari- juana Only	Few Pills	More Pills	Any Her- oin
<i>N (Weighted No. of Cases):</i>	2339	1056	1120	1553	282	427	612	853	447	1680	431	1054	630	197	324	39
<i>% of Weighted Total:</i>	100.0	45.2	47.9	66.4	12.1	18.2	26.2	36.5	19.1	71.8	18.4	45.0	26.9	8.4	13.9	1.7
D010: How many times this school year have you seen a counselor individually?																
1. No times	27.6	30.2	25.4	29.3	24.6	23.9	28.7	30.1	24.7	25.1	37.9	27.4	29.0	26.3	27.1	29.4
2. 1 time	12.8	12.0	13.4	13.1	11.2	14.7	9.9	16.1	9.1	12.3	14.6	11.9	11.6	17.5	15.1	17.6
3. 2 times	17.1	15.9	18.1	18.1	14.2	16.3	19.8	16.2	15.8	16.8	17.6	18.5	15.2	20.4	13.3	6.2
4. 3 or 4 times	25.0	25.4	24.4	24.9	24.3	26.4	25.0	21.8	29.4	27.2	18.0	24.5	26.3	21.8	24.4	42.8
5. 5-7 times	8.5	8.4	8.7	7.8	9.6	7.9	9.9	6.8	10.5	9.1	6.4	8.2	8.5	10.1	9.8	2.6
6. 8-10 times	3.9	4.3	3.6	3.4	5.3	4.8	3.4	3.8	4.0	4.2	1.4	4.0	4.1	2.6	4.2	-
7. 11 or more times	5.1	3.8	6.4	3.3	10.6	6.0	3.3	5.3	6.5	5.3	4.0	5.5	5.2	1.3	6.2	1.4
<i>Item 5780 Subject B05</i>	<i>N</i> 1974	916	1012	1395	243	328	517	730	400	1539	393	956	527	165	249	26
D011: How many times this school year have you seen a counselor as a part of a group of other students?																
1. No times	65.3	66.7	64.4	66.8	57.8	63.3	69.6	62.9	66.0	64.7	67.7	65.0	64.8	62.8	70.6	58.7
2. 1 time	9.4	9.9	8.8	9.4	9.5	8.3	8.4	11.6	7.6	8.7	12.8	7.8	11.1	8.7	11.0	11.1
3. 2 times	11.4	11.5	11.1	10.8	14.0	10.2	10.5	11.8	12.6	11.3	11.3	11.1	11.7	14.6	8.0	12.6
4. 3 or 4 times	8.2	7.2	9.3	8.0	10.6	8.2	7.8	8.7	7.7	9.1	5.4	10.4	6.3	7.0	6.2	7.7
5. 5-7 times	3.0	2.4	3.4	2.5	5.6	4.8	1.8	3.0	3.0	3.4	1.3	2.9	3.0	4.9	2.3	6.1
6. 8-10 times	1.0	1.0	0.9	1.3	0.6	2.5	0.3	1.1	0.7	1.1	0.3	0.9	1.5	0.6	0.5	3.8
7. 11 or more times	1.7	1.2	2.2	1.1	1.9	2.6	1.5	0.9	2.4	1.8	1.3	1.8	1.7	1.4	1.4	-
<i>Item 5790 Subject B05</i>	<i>N</i> 1968	916	1008	1389	243	324	516	728	400	1531	395	955	525	162	248	26
D012: Would you have preferred to see a counselor more or less often than you have during the past year?																
5. Much more often	10.2	9.4	10.1	6.8	22.0	8.4	9.0	12.3	9.3	10.2	9.9	9.3	10.3	13.1	10.5	15.6
4. A little more often	20.1	19.5	20.7	18.7	25.0	23.0	19.2	19.8	19.2	21.0	18.1	19.7	20.2	19.4	21.0	14.8
3. About as often	47.8	46.9	49.8	52.6	31.8	46.7	51.3	46.1	47.6	50.6	38.3	51.2	46.7	41.6	42.9	37.7
2. A little less often	6.5	6.0	6.5	6.2	7.5	6.1	5.1	6.5	8.6	6.5	6.9	5.7	7.3	10.3	6.0	8.7
1. Much less often	15.4	18.2	12.9	15.8	13.7	15.8	15.4	15.3	15.2	11.8	26.8	14.0	15.6	15.6	19.6	23.1
<i>Item 5800 Subject B05</i>	<i>N</i> 1925	896	986	1356	238	315	505	715	390	1500	385	933	514	159	243	25
D013: How helpful have your sessions with a counselor been to you?																
5. Extremely helpful	11.9	10.1	13.5	10.2	21.8	9.2	10.7	14.0	11.8	12.3	10.2	12.2	11.7	7.8	13.0	11.6
4. Quite helpful	21.5	21.9	21.3	20.1	22.6	20.5	20.1	21.8	23.4	22.3	19.1	22.9	20.9	21.1	19.0	11.8
3. Somewhat helpful	15.7	14.2	17.1	15.7	16.2	15.6	19.1	13.8	14.9	17.2	10.1	18.2	12.0	15.7	14.6	12.6
2. A little helpful	17.3	18.0	16.4	18.1	10.7	21.2	15.9	15.9	18.6	16.4	19.9	15.3	20.7	18.3	14.4	12.1
1. Not at all helpful	11.0	11.6	10.4	11.2	10.1	13.9	9.6	10.2	12.1	10.1	13.7	8.4	11.5	17.4	15.6	30.3
8. Did not see a counselor this year	22.6	24.2	21.3	24.7	18.6	19.5	24.5	24.4	19.3	21.7	26.9	22.9	23.2	19.8	23.5	21.6
<i>Item 5810 Subject B05</i>	<i>N</i> 1949	901	1004	1373	241	316	513	723	398	1518	391	948	521	159	243	26
D014: Would you have preferred more or less of each of the following types of counseling in the last year?																
D014A: Choosing what courses to take																
5. Much more	21.4	22.2	20.3	15.6	41.9	16.8	17.3	26.0	22.1	20.9	21.3	18.1	24.6	23.2	23.0	29.4
4. A little more	25.7	25.2	26.1	27.2	15.9	28.8	25.1	23.7	27.4	26.2	23.9	24.9	26.0	24.1	27.4	19.4
3. About right	44.9	43.4	46.9	48.5	33.1	46.6	51.1	40.0	44.0	46.3	41.6	49.7	42.7	41.2	40.1	31.0
2. A little less	2.5	2.2	2.6	2.7	2.6	2.7	2.5	2.8	2.0	2.6	1.6	2.6	2.2	2.8	3.2	-
1. Much less	5.6	6.9	4.1	5.9	6.6	5.1	4.0	7.5	4.4	4.0	11.6	4.7	4.5	8.6	6.3	20.1
<i>Item 5811 Subject B05</i>	<i>N</i> 1888	871	975	1339	224	305	502	692	389	1475	372	928	494	155	238	25
D014B: Discussing problems with course work																
5. Much more	15.0	15.8	13.9	10.0	35.6	12.5	12.1	18.3	14.9	14.9	14.7	11.9	19.0	19.4	14.9	16.1
4. A little more	19.2	18.7	19.4	19.2	15.5	20.0	18.5	18.1	21.6	19.1	20.5	17.6	20.1	22.8	20.1	32.6
3. About right	50.5	48.9	53.1	54.7	34.8	51.2	55.1	47.3	49.5	52.5	42.4	56.6	48.1	37.8	43.6	24.6
2. A little less	4.5	5.1	3.8	5.1	3.0	4.7	4.8	4.3	4.5	4.4	5.1	4.4	3.8	0.2	9.0	-
1. Much less	10.8	11.5	9.8	11.0	11.1	11.5	9.6	12.0	9.5	9.1	17.2	9.4	9.0	19.8	12.4	26.8
<i>Item 5812 Subject B05</i>	<i>N</i> 1868	859	967	1322	224	301	499	683	385	1460	367	917	491	154	234	24

DESCRIPTIVE RESULTS: 1999

89

QUESTIONNAIRE FORM 1 1999	TOTAL	SEX		RACE		REGION				COLLEGE PLANS?		ILLICIT DRUG USE: LIFETIME					
		M	F	White	Black	NE	NC	S	W	Yes	No	None	Mari- juana Only	Few Pills	More Pills	Any Her- oin	
<i>N (Weighted No. of Cases):</i>	2339	1056	1120	1553	282	427	612	853	447	1680	431	1054	630	197	324	39	
<i>% of Weighted Total:</i>	100.0	45.2	47.9	66.4	12.1	18.2	26.2	36.5	19.1	71.8	18.4	45.0	26.9	8.4	13.9	1.7	
D014C: Discussing any trouble you've gotten into																	
5. Much more	9.4	10.3	7.8	6.1	21.3	7.9	8.6	11.1	8.8	8.6	11.6	8.5	9.2	10.9	12.5	8.5	
4. A little more	8.5	9.1	8.1	8.0	10.1	9.3	7.5	8.5	9.3	7.5	12.2	6.8	10.2	9.9	9.7	20.3	
3. About right	59.0	55.3	63.3	64.3	40.6	57.6	63.4	56.5	58.6	62.5	46.8	63.5	58.3	50.8	53.4	30.2	
2. A little less	4.9	5.0	4.9	4.3	5.9	4.3	4.8	4.1	7.0	4.5	6.7	4.1	5.1	2.3	7.6	11.4	
1. Much less	18.2	20.3	15.9	17.3	22.1	20.9	15.7	19.8	16.3	16.9	22.8	17.1	17.1	26.1	16.7	29.7	
<i>Item 5813 Subject B05</i>	<i>N</i>	<i>1821</i>	<i>846</i>	<i>938</i>	<i>1284</i>	<i>221</i>	<i>295</i>	<i>486</i>	<i>664</i>	<i>376</i>	<i>1422</i>	<i>361</i>	<i>888</i>	<i>479</i>	<i>153</i>	<i>231</i>	<i>24</i>
D014D: Discussing military plans																	
5. Much more	5.6	7.8	3.4	4.0	14.1	3.6	5.4	6.3	6.1	4.7	8.8	4.1	8.3	5.4	7.0	4.3	
4. A little more	4.1	5.6	2.7	3.8	4.4	3.0	3.0	4.9	5.1	3.4	6.9	4.0	5.3	2.9	1.6	-	
3. About right	48.3	45.5	51.3	53.7	30.2	48.5	52.5	44.9	48.5	51.4	37.5	53.8	46.7	43.5	37.5	33.0	
2. A little less	4.7	6.1	3.3	4.7	4.9	2.9	5.0	5.6	4.0	4.8	4.6	4.2	3.0	4.9	9.8	-	
1. Much less	37.3	35.0	39.3	33.9	46.4	42.0	34.0	38.2	36.3	35.7	42.3	33.9	36.6	43.2	44.0	62.7	
<i>Item 5814 Subject B05</i>	<i>N</i>	<i>1782</i>	<i>844</i>	<i>901</i>	<i>1253</i>	<i>218</i>	<i>281</i>	<i>479</i>	<i>653</i>	<i>367</i>	<i>1385</i>	<i>358</i>	<i>878</i>	<i>465</i>	<i>151</i>	<i>219</i>	<i>23</i>
D014E: Discussing education or training plans																	
5. Much more	20.5	18.8	21.7	15.7	40.8	17.5	17.3	24.3	20.2	20.0	21.0	19.1	21.0	25.0	19.2	40.4	
4. A little more	27.7	25.2	29.9	28.0	24.0	26.9	24.8	25.5	35.8	29.2	22.6	29.6	27.9	23.8	22.8	25.1	
3. About right	39.5	41.5	38.1	43.2	24.1	40.1	46.2	38.1	32.6	40.2	37.5	41.4	39.2	34.6	40.3	18.4	
2. A little less	3.0	3.1	2.9	3.1	3.1	2.7	3.3	2.4	3.8	3.0	2.5	3.1	2.8	2.1	2.5	-	
1. Much less	9.4	11.4	7.4	10.0	8.0	12.9	8.4	9.6	7.6	7.5	16.4	6.8	9.0	14.4	15.2	16.1	
<i>Item 5815 Subject B05</i>	<i>N</i>	<i>1851</i>	<i>850</i>	<i>960</i>	<i>1311</i>	<i>220</i>	<i>302</i>	<i>494</i>	<i>676</i>	<i>379</i>	<i>1447</i>	<i>363</i>	<i>910</i>	<i>480</i>	<i>154</i>	<i>235</i>	<i>24</i>
D014F: Discussing career plans or job choice																	
5. Much more	25.6	21.4	28.5	20.2	45.6	24.1	21.3	28.0	28.0	26.0	22.1	24.3	27.7	31.8	21.4	43.9	
4. A little more	27.4	27.5	27.6	29.3	23.8	29.9	27.0	25.4	29.5	29.3	20.6	29.7	26.2	24.3	22.3	21.6	
3. About right	37.3	38.9	36.6	40.8	23.2	35.9	44.1	35.1	33.5	36.9	40.4	37.9	37.6	32.5	40.9	16.9	
2. A little less	1.9	2.1	1.8	2.0	1.2	1.8	2.0	1.4	2.9	1.8	2.1	2.0	1.6	1.1	2.3	1.5	
1. Much less	7.8	10.1	5.5	7.7	6.2	8.3	5.7	10.1	6.1	6.0	14.9	6.1	6.9	10.4	13.1	16.1	
<i>Item 5816 Subject B05</i>	<i>N</i>	<i>1861</i>	<i>857</i>	<i>963</i>	<i>1318</i>	<i>220</i>	<i>299</i>	<i>497</i>	<i>683</i>	<i>383</i>	<i>1453</i>	<i>368</i>	<i>915</i>	<i>484</i>	<i>155</i>	<i>235</i>	<i>24</i>
D014G: Discussing personal problems																	
5. Much more	10.3	8.9	10.8	7.9	20.4	9.0	9.7	12.5	8.5	9.7	12.8	9.5	9.2	15.5	12.9	14.5	
4. A little more	9.2	7.9	10.5	9.5	8.2	11.8	9.9	8.1	8.2	8.5	11.4	7.9	11.3	6.7	10.6	10.3	
3. About right	53.7	53.4	54.9	59.0	34.6	51.6	55.4	52.3	55.8	56.5	45.2	57.6	51.1	51.4	48.3	37.4	
2. A little less	4.7	4.8	4.5	4.1	7.1	4.6	4.2	4.7	5.5	4.6	4.9	4.8	5.3	2.7	4.6	6.6	
1. Much less	22.0	24.9	19.3	19.6	29.6	23.1	20.8	22.5	22.0	20.8	25.7	20.1	23.2	23.8	23.6	31.2	
<i>Item 5817 Subject B05</i>	<i>N</i>	<i>1826</i>	<i>847</i>	<i>942</i>	<i>1290</i>	<i>221</i>	<i>294</i>	<i>487</i>	<i>666</i>	<i>379</i>	<i>1423</i>	<i>364</i>	<i>892</i>	<i>481</i>	<i>152</i>	<i>231</i>	<i>24</i>
D015: These next questions concern your health. During the LAST 30 DAYS, on how many days (if any) did you have the following problems or symptoms?																	
D015A: Headache																	
1. None	17.5	27.8	8.2	15.3	22.7	16.4	14.4	19.7	18.6	15.5	24.8	18.6	15.5	17.0	16.6	14.3	
2. One day	17.0	19.6	14.5	17.0	16.1	15.3	18.1	17.3	16.3	17.1	15.7	17.9	16.4	20.6	14.8	6.7	
3. Two days	20.9	22.1	19.8	19.2	27.2	25.0	19.0	18.9	23.8	21.4	20.7	21.7	24.9	15.4	12.9	9.5	
4. 3 to 5 days	21.8	16.4	26.9	23.9	16.9	21.8	24.8	21.6	18.5	21.6	21.9	20.4	21.7	20.0	30.5	12.4	
5. 6 to 9 days	11.1	8.1	13.9	12.9	5.3	13.4	12.5	11.0	7.7	12.4	6.2	10.7	10.1	14.6	13.6	14.1	
6. 10 to 19 days	7.9	4.1	11.6	8.6	6.8	5.3	8.0	7.9	9.8	8.6	5.4	7.0	9.4	8.8	7.3	17.5	
7. 20+ days	3.7	1.9	5.1	3.1	5.1	2.7	3.2	3.7	5.2	3.4	5.4	3.7	2.0	3.6	4.2	25.6	
<i>Item 21310 Subject T01</i>	<i>N</i>	<i>1905</i>	<i>877</i>	<i>985</i>	<i>1351</i>	<i>230</i>	<i>306</i>	<i>507</i>	<i>699</i>	<i>393</i>	<i>1491</i>	<i>373</i>	<i>930</i>	<i>504</i>	<i>156</i>	<i>241</i>	<i>24</i>
D015B: Sore throat or hoarse voice																	
1. None	34.3	41.4	28.1	31.3	51.4	31.1	31.4	38.4	33.3	31.8	45.0	35.0	34.7	29.8	32.6	18.9	
2. One day	16.6	17.7	15.5	16.5	15.4	17.1	18.4	14.3	17.8	16.5	17.3	17.1	17.4	19.7	13.1	2.8	
3. Two days	17.0	15.8	18.3	18.2	10.4	15.3	17.2	17.0	18.0	17.5	14.1	15.7	17.1	16.2	22.3	11.2	
4. 3 to 5 days	18.9	15.2	22.1	20.1	13.4	20.1	21.1	17.4	17.7	20.5	12.7	20.0	17.2	19.0	18.7	22.8	
5. 6 to 9 days	8.5	6.1	10.8	9.8	4.3	13.2	7.2	7.0	9.4	9.3	5.5	8.0	9.2	8.9	8.8	17.4	
6. 10 to 19 days	3.1	2.6	3.7	3.0	2.9	1.9	3.0	4.4	2.1	3.1	3.4	3.0	2.8	2.7	3.6	13.5	
7. 20+ days	1.6	1.2	1.6	1.3	2.3	1.3	1.7	1.5	1.8	1.3	2.1	1.1	1.6	3.8	0.9	13.4	
<i>Item 21320 Subject T01</i>	<i>N</i>	<i>1905</i>	<i>878</i>	<i>984</i>	<i>1353</i>	<i>230</i>	<i>307</i>	<i>507</i>	<i>698</i>	<i>394</i>	<i>1491</i>	<i>373</i>	<i>931</i>	<i>504</i>	<i>156</i>	<i>240</i>	<i>24</i>

MONITORING THE FUTURE

QUESTIONNAIRE FORM 1 1999	TOTAL	SEX		RACE		REGION				COLLEGE PLANS?		ILLCIT DRUG USE: LIFETIME					
		M	F	White	Black	NE	NC	S	W	Yes	No	None	Mari- juana Only	Few Pills	More Pills	Any Her- oin	
<i>N (Weighted No. of Cases):</i>	2339	1056	1120	1553	282	427	612	853	447	1680	431	1054	630	197	324	39	
<i>% of Weighted Total:</i>	100.0	45.2	47.9	66.4	12.1	18.2	26.2	36.5	19.1	71.8	18.4	45.0	26.9	8.4	13.9	1.7	
D015C: Trouble with sinus congestion, runny nose, or sneezing																	
1. None	20.9	24.7	17.6	18.5	33.3	18.9	22.4	21.3	19.6	17.1	34.9	18.7	24.4	18.5	23.6	5.8	
2. One day	10.2	10.9	9.4	10.4	7.5	10.2	10.5	9.4	11.3	9.9	11.5	11.1	8.5	10.7	9.7	5.6	
3. Two days	14.1	14.4	13.5	14.0	16.5	14.7	15.2	14.1	12.1	15.0	10.4	15.2	13.6	16.5	10.8	3.8	
4. 3 to 5 days	22.3	21.2	23.7	23.6	15.7	23.7	24.4	20.3	21.9	22.9	20.3	23.4	23.4	21.3	17.5	21.5	
5. 6 to 9 days	15.0	14.4	15.5	15.6	12.7	16.0	12.8	16.2	14.9	16.5	9.8	14.7	15.7	10.6	18.9	11.2	
6. 10 to 19 days	10.1	8.1	12.0	10.9	8.2	10.2	8.8	10.9	10.3	10.8	7.3	9.7	8.3	14.8	10.5	20.8	
7. 20+ days	7.5	6.3	8.2	7.0	6.1	6.4	5.9	7.7	10.0	7.8	5.7	7.2	6.0	7.5	8.9	31.3	
<i>Item 21330 Subject T01</i>	<i>N</i>	<i>1905</i>	<i>877</i>	<i>984</i>	<i>1352</i>	<i>230</i>	<i>305</i>	<i>507</i>	<i>700</i>	<i>393</i>	<i>1491</i>	<i>373</i>	<i>932</i>	<i>503</i>	<i>156</i>	<i>239</i>	<i>24</i>
D015D: Coughing spells																	
1. None	48.0	52.9	43.5	46.9	54.9	49.5	49.7	47.2	46.2	47.0	53.5	51.8	45.0	48.0	42.7	33.4	
2. One day	14.4	15.0	13.9	14.8	14.7	12.0	13.3	15.3	16.1	14.6	14.2	13.6	16.5	13.3	15.6	12.5	
3. Two days	11.6	10.4	12.5	12.1	9.8	9.8	12.7	12.2	10.4	11.5	10.1	10.1	14.8	12.5	8.4	14.7	
4. 3 to 5 days	13.5	11.3	15.8	13.3	11.5	16.5	14.4	12.7	11.3	14.4	10.6	14.1	11.2	12.3	17.3	4.0	
5. 6 to 9 days	7.6	6.2	8.8	7.7	6.1	7.4	6.1	7.5	9.6	8.2	5.2	7.6	8.1	6.3	6.9	11.4	
6. 10 to 19 days	2.9	2.1	3.7	3.4	1.0	2.8	2.6	3.3	2.7	2.7	3.0	1.8	2.8	6.3	5.0	9.9	
7. 20+ days	2.0	2.1	1.7	1.8	2.0	2.0	1.1	1.7	3.7	1.6	3.5	1.0	1.6	1.3	4.1	14.0	
<i>Item 21340 Subject T01</i>	<i>N</i>	<i>1903</i>	<i>877</i>	<i>983</i>	<i>1351</i>	<i>230</i>	<i>307</i>	<i>506</i>	<i>697</i>	<i>394</i>	<i>1490</i>	<i>373</i>	<i>930</i>	<i>503</i>	<i>156</i>	<i>239</i>	<i>24</i>
D015E: Chest colds																	
1. None	67.6	72.3	63.4	66.4	70.9	69.6	68.0	66.3	67.5	65.8	74.8	69.6	67.3	68.2	61.8	50.0	
2. One day	9.7	9.2	10.2	9.5	7.3	9.2	11.9	7.5	11.1	9.5	9.1	8.9	10.6	10.3	10.3	2.9	
3. Two days	8.5	7.3	9.5	8.8	7.6	5.5	8.9	10.6	6.4	8.8	7.9	6.4	9.9	8.6	12.3	19.4	
4. 3 to 5 days	8.3	6.9	9.5	8.5	9.2	9.3	7.1	8.2	9.0	9.1	5.4	9.4	7.1	6.8	7.4	8.4	
5. 6 to 9 days	3.7	2.0	5.2	4.4	2.2	3.9	2.6	4.5	3.3	4.4	0.7	3.5	2.7	3.2	6.3	5.3	
6. 10 to 19 days	1.1	1.3	1.0	1.3	-	1.9	0.3	0.9	2.0	1.3	0.6	1.1	1.2	1.7	1.0	-	
7. 20+ days	1.2	0.9	1.3	1.0	2.8	0.5	1.1	1.9	0.7	1.1	1.5	1.0	1.2	1.3	0.8	14.0	
<i>Item 21350 Subject T01</i>	<i>N</i>	<i>1894</i>	<i>869</i>	<i>983</i>	<i>1346</i>	<i>225</i>	<i>307</i>	<i>506</i>	<i>693</i>	<i>388</i>	<i>1481</i>	<i>371</i>	<i>925</i>	<i>499</i>	<i>155</i>	<i>239</i>	<i>24</i>
D015F: Coughing up phlegm or blood																	
1. None	76.6	76.5	77.0	75.5	85.5	75.5	77.8	77.0	75.3	75.9	80.2	79.7	79.4	67.7	66.2	53.6	
2. One day	5.2	5.7	4.7	5.4	4.1	5.0	4.7	5.1	6.1	4.7	6.6	4.6	6.0	4.9	6.3	2.8	
3. Two days	5.3	4.4	6.1	5.8	4.5	4.7	4.2	5.8	6.2	5.5	3.6	4.7	4.5	11.4	5.4	8.2	
4. 3 to 5 days	5.5	7.2	3.8	5.7	1.9	6.5	5.9	4.7	5.4	5.9	3.8	5.0	3.8	3.5	11.9	13.0	
5. 6 to 9 days	3.8	3.0	4.6	3.8	1.8	4.5	3.2	3.8	3.8	4.0	3.1	4.4	3.1	2.9	4.0	5.3	
6. 10 to 19 days	1.7	1.0	2.2	1.7	0.6	2.1	2.0	1.8	0.9	1.9	0.9	0.4	1.7	5.2	3.1	3.0	
7. 20+ days	2.0	2.2	1.6	2.1	1.5	1.7	2.2	1.8	2.4	2.0	1.7	1.3	1.6	4.4	3.1	14.0	
<i>Item 21360 Subject T01</i>	<i>N</i>	<i>1894</i>	<i>870</i>	<i>981</i>	<i>1347</i>	<i>228</i>	<i>307</i>	<i>506</i>	<i>690</i>	<i>391</i>	<i>1483</i>	<i>370</i>	<i>922</i>	<i>502</i>	<i>156</i>	<i>240</i>	<i>24</i>
D015G: Shortness of breath when you were not exercising																	
1. None	79.1	85.9	73.6	80.3	79.6	78.7	84.4	79.0	72.8	79.0	80.2	83.4	76.7	68.4	74.3	68.3	
2. One day	6.6	4.8	8.0	6.4	6.9	6.3	4.5	7.3	8.4	6.8	5.9	6.0	7.9	7.5	6.3	3.4	
3. Two days	4.5	2.7	6.0	3.7	4.5	4.7	3.1	5.1	5.3	4.4	4.9	3.5	4.9	7.7	6.1	-	
4. 3 to 5 days	4.2	3.1	5.2	4.1	5.6	5.2	3.8	3.8	4.4	4.2	4.0	4.0	5.5	5.0	2.1	2.7	
5. 6 to 9 days	2.2	1.6	2.7	2.1	1.2	1.7	1.6	1.8	4.0	2.1	1.7	1.2	1.7	5.7	4.7	6.8	
6. 10 to 19 days	1.7	0.8	2.6	1.7	0.3	2.1	0.6	1.2	3.6	1.6	2.0	1.0	1.7	2.3	3.9	-	
7. 20+ days	1.7	1.2	2.0	1.6	1.9	1.3	2.0	1.8	1.7	1.8	1.3	1.0	1.6	3.4	2.6	18.7	
<i>Item 21370 Subject T01</i>	<i>N</i>	<i>1894</i>	<i>870</i>	<i>982</i>	<i>1347</i>	<i>226</i>	<i>306</i>	<i>504</i>	<i>691</i>	<i>393</i>	<i>1482</i>	<i>372</i>	<i>923</i>	<i>502</i>	<i>156</i>	<i>239</i>	<i>24</i>
D015H: Wheezing or gasping																	
1. None	83.5	86.6	81.0	83.7	86.0	79.7	85.1	85.7	80.3	83.4	84.4	87.9	81.0	78.2	77.6	66.3	
2. One day	5.6	4.2	6.6	6.1	1.0	6.2	7.1	3.7	6.4	5.5	5.0	4.2	6.3	8.6	5.2	7.6	
3. Two days	4.5	3.9	4.8	3.8	6.8	5.8	2.9	4.9	4.7	4.4	5.4	3.7	5.9	3.0	5.6	0.6	
4. 3 to 5 days	3.1	2.5	3.8	3.4	2.9	5.3	2.3	3.1	2.4	3.4	1.9	2.5	3.2	3.3	5.7	-	
5. 6 to 9 days	1.3	0.8	1.8	1.4	1.2	1.7	0.6	0.9	2.8	1.3	0.9	0.7	1.2	2.9	2.8	6.8	
6. 10 to 19 days	0.8	0.5	1.1	0.8	-	0.6	1.0	0.5	1.2	0.9	0.7	0.3	1.1	3.5	0.7	-	
7. 20+ days	1.3	1.4	0.9	0.8	2.0	0.7	1.1	1.2	2.1	1.2	1.6	0.7	1.3	0.4	2.3	18.7	
<i>Item 21380 Subject T01</i>	<i>N</i>	<i>1893</i>	<i>871</i>	<i>979</i>	<i>1347</i>	<i>226</i>	<i>307</i>	<i>506</i>	<i>689</i>	<i>392</i>	<i>1481</i>	<i>372</i>	<i>920</i>	<i>503</i>	<i>156</i>	<i>240</i>	<i>24</i>

91

QUESTIONNAIRE FORM 1 1999	TOTAL	SEX		RACE		REGION				COLLEGE PLANS?		ILLICIT DRUG USE: LIFETIME				
		M	F	White	Black	NE	NC	S	W	Yes	No	None	Mari- juana Only	Few Pills	More Pills	Any Her- oin
<i>N (Weighted No. of Cases):</i>	2339	1056	1120	1553	282	427	612	853	447	1680	431	1054	630	197	324	39
<i>% of Weighted Total:</i>	100.0	45.2	47.9	66.4	12.1	18.2	26.2	36.5	19.1	71.8	18.4	45.0	26.9	8.4	13.9	1.7
D015I: Trouble remembering things																
1. None	64.0	70.5	58.6	64.3	64.6	68.2	67.0	63.2	58.2	63.8	65.4	70.3	66.0	55.4	44.0	43.1
2. One day	9.5	7.9	10.6	9.1	8.9	9.9	8.9	9.4	10.5	10.0	7.7	8.8	10.0	12.9	11.1	6.5
3. Two days	8.3	5.8	10.7	8.4	8.5	7.0	6.7	9.3	9.9	8.9	6.7	7.3	7.8	9.9	11.2	14.5
4. 3 to 5 days	5.7	5.4	5.8	6.1	3.8	4.1	6.0	6.4	5.5	5.7	6.5	4.4	5.8	5.7	10.1	7.6
5. 6 to 9 days	3.9	3.5	4.3	3.7	5.4	3.9	3.2	3.9	5.0	4.0	3.1	2.8	5.4	4.2	5.3	1.4
6. 10 to 19 days	2.2	1.9	2.7	2.4	0.9	1.7	2.4	1.7	3.4	2.0	3.3	1.3	2.2	3.5	4.6	
7. 20+ days	6.2	5.0	7.3	6.0	7.8	5.2	5.8	6.2	7.6	5.7	7.2	5.2	2.7	8.4	13.6	26.9
<i>Item 21390 Subject T01</i>	<i>N 1890</i>	<i>868</i>	<i>979</i>	<i>1343</i>	<i>224</i>	<i>304</i>	<i>506</i>	<i>693</i>	<i>388</i>	<i>1479</i>	<i>371</i>	<i>922</i>	<i>498</i>	<i>156</i>	<i>241</i>	<i>24</i>
D015J: Difficulty thinking or concentrating																
1. None	50.5	61.5	40.5	49.0	63.1	52.1	49.2	54.3	44.4	49.5	55.6	50.7	57.3	40.4	43.7	41.7
2. One day	12.6	9.4	15.5	11.7	11.9	10.4	12.0	11.8	16.4	13.3	8.8	15.3	9.1	14.6	8.9	6.5
3. Two days	12.0	9.1	15.0	12.1	11.1	14.6	12.6	9.2	14.1	12.0	11.6	11.9	13.1	13.2	10.9	7.9
4. 3 to 5 days	9.6	6.8	12.4	10.5	4.6	8.5	11.8	9.1	8.5	10.1	8.4	10.1	9.1	10.5	8.5	13.0
5. 6 to 9 days	5.5	5.1	5.4	6.2	1.3	7.3	5.0	5.3	5.1	5.5	5.7	4.1	5.2	6.5	10.1	1.4
6. 10 to 19 days	4.2	3.7	4.7	4.8	1.6	3.8	4.5	4.3	3.7	4.3	3.7	4.0	1.8	5.8	7.6	2.7
7. 20+ days	5.6	4.4	6.7	5.7	6.4	3.3	4.9	6.0	7.7	5.2	6.3	3.8	4.4	8.9	10.4	26.9
<i>Item 21400 Subject T01</i>	<i>N 1894</i>	<i>872</i>	<i>978</i>	<i>1344</i>	<i>228</i>	<i>303</i>	<i>506</i>	<i>692</i>	<i>392</i>	<i>1481</i>	<i>371</i>	<i>920</i>	<i>503</i>	<i>156</i>	<i>241</i>	<i>24</i>
D015K: Trouble learning new things																
1. None	70.4	76.2	65.7	69.5	77.6	70.3	71.2	70.9	68.4	68.9	77.0	71.1	75.6	67.2	61.9	59.5
2. One day	9.8	8.0	11.3	9.5	9.8	12.6	8.6	10.1	8.8	10.5	7.2	9.5	11.2	7.5	10.5	9.7
3. Two days	7.2	5.3	9.3	7.4	4.3	5.3	7.9	6.5	9.2	7.7	5.5	7.9	6.2	6.9	7.5	2.9
4. 3 to 5 days	6.0	5.1	6.4	6.5	4.1	7.3	5.4	5.5	6.6	6.0	5.1	6.9	2.9	5.0	6.1	5.2
5. 6 to 9 days	2.3	2.3	2.3	2.6	0.7	1.1	3.3	2.5	1.4	2.5	1.6	1.7	1.6	5.2	4.7	-
6. 10 to 19 days	1.9	1.4	2.3	2.0	1.3	1.3	2.5	1.9	1.5	2.0	1.5	1.6	1.0	5.8	3.1	-
7. 20+ days	2.5	1.8	2.8	2.5	2.2	2.2	1.0	2.6	4.2	2.4	2.1	1.4	1.6	2.4	6.3	22.8
<i>Item 21410 Subject T01</i>	<i>N 1883</i>	<i>867</i>	<i>974</i>	<i>1334</i>	<i>228</i>	<i>302</i>	<i>505</i>	<i>689</i>	<i>387</i>	<i>1475</i>	<i>367</i>	<i>918</i>	<i>501</i>	<i>156</i>	<i>239</i>	<i>23</i>
D015L: Trouble sleeping																
1. None	42.9	50.2	36.6	40.6	57.4	42.8	44.3	46.0	35.7	41.5	48.6	46.1	42.1	39.2	35.0	25.4
2. One day	12.1	13.3	10.7	12.0	10.5	14.7	11.0	11.7	12.1	12.8	9.1	11.4	15.9	11.1	10.7	1.5
3. Two days	12.9	12.1	13.6	13.7	12.1	14.8	12.1	13.2	12.1	12.9	13.6	13.8	13.2	12.9	9.4	5.5
4. 3 to 5 days	11.4	8.3	14.4	12.0	6.0	7.9	10.9	10.8	15.9	12.9	6.0	10.3	12.9	8.4	14.2	13.0
5. 6 to 9 days	7.6	5.8	9.4	8.4	5.1	9.7	7.7	7.9	5.3	8.2	5.5	7.4	5.7	12.0	10.2	14.3
6. 10 to 19 days	6.0	4.4	7.3	6.5	2.6	4.3	7.5	4.6	7.9	5.4	7.9	3.6	6.4	8.5	10.0	12.5
7. 20+ days	7.1	5.9	8.0	6.8	6.4	5.8	6.5	5.8	11.1	6.3	9.1	7.4	3.9	7.9	10.4	27.7
<i>Item 21420 Subject T01</i>	<i>N 1884</i>	<i>868</i>	<i>974</i>	<i>1340</i>	<i>227</i>	<i>303</i>	<i>504</i>	<i>690</i>	<i>387</i>	<i>1474</i>	<i>369</i>	<i>917</i>	<i>499</i>	<i>156</i>	<i>239</i>	<i>24</i>
D015M: Trouble getting started in the morning																
1. None	31.3	37.5	26.1	28.9	43.8	31.9	32.7	33.9	24.5	30.0	36.2	32.3	31.1	33.4	23.9	16.6
2. One day	9.6	8.8	10.1	8.1	17.0	6.7	7.9	10.8	12.1	9.1	11.1	10.7	11.7	8.1	5.1	-
3. Two days	10.9	10.0	11.6	11.2	8.6	13.2	9.2	9.8	13.2	11.0	10.6	12.2	8.8	9.5	11.6	2.7
4. 3 to 5 days	12.3	10.9	13.6	13.5	8.9	12.9	12.3	11.1	14.0	12.7	10.1	11.9	14.3	8.6	14.0	11.6
5. 6 to 9 days	9.2	8.6	9.8	10.0	5.4	10.0	10.5	8.1	8.9	9.9	6.8	9.0	9.8	9.0	10.4	3.2
6. 10 to 19 days	8.6	7.2	9.9	9.5	4.9	7.9	9.4	9.9	6.0	9.6	5.3	8.4	6.7	15.6	9.3	13.8
7. 20+ days	18.0	17.1	18.9	18.8	11.4	17.5	17.8	16.4	21.4	17.6	19.8	15.5	17.7	15.8	25.8	52.0
<i>Item 21430 Subject T01</i>	<i>N 1890</i>	<i>869</i>	<i>977</i>	<i>1341</i>	<i>226</i>	<i>299</i>	<i>505</i>	<i>692</i>	<i>393</i>	<i>1480</i>	<i>369</i>	<i>919</i>	<i>501</i>	<i>156</i>	<i>239</i>	<i>24</i>
D015N: Stayed home most or all of a day because you were not feeling well																
1. None	58.1	68.1	49.6	57.2	64.4	56.3	60.7	60.8	51.4	57.6	62.6	64.9	53.3	55.5	47.0	29.4
2. One day	17.6	13.9	21.2	18.2	12.0	20.7	16.9	15.8	19.6	18.2	14.8	16.1	19.5	17.7	19.9	12.1
3. Two days	13.4	9.2	16.7	13.7	12.3	14.7	12.4	12.6	15.2	14.2	9.1	10.2	15.0	16.3	21.4	21.4
4. 3 to 5 days	7.6	7.0	8.2	8.1	7.1	5.3	7.9	7.7	9.0	7.4	9.1	6.5	9.1	5.9	8.1	23.7
5. 6 to 9 days	1.5	0.7	2.3	2.0	0.6	2.3	0.2	1.5	2.6	1.3	1.3	1.1	1.9	1.0	2.6	-
6. 10 to 19 days	0.8	0.3	1.2	0.2	2.0	0.4	0.5	0.8	1.4	0.6	1.5	0.8	0.9	-	-	-
7. 20+ days	0.9	0.7	0.7	0.7	1.6	0.4	1.3	0.9	0.7	0.7	1.6	0.4	0.4	3.6	0.9	13.4
<i>Item 21440 Subject T01</i>	<i>N 1891</i>	<i>871</i>	<i>977</i>	<i>1343</i>	<i>226</i>	<i>302</i>	<i>506</i>	<i>691</i>	<i>391</i>	<i>1480</i>	<i>370</i>	<i>921</i>	<i>501</i>	<i>156</i>	<i>239</i>	<i>24</i>
D016: In the LAST 12 MONTHS, how many times (if any) have you seen a doctor or other professional for each of the following?																

MONITORING THE FUTURE

QUESTIONNAIRE FORM 1 1999	TOTAL	SEX		RACE		REGION				COLLEGE PLANS?		ILLICIT DRUG USE: LIFETIME					
		M	F	White	Black	NE	NC	S	W	Yes	No	None	Mari- juana Only	Few Pills	More Pills	Any Her- oin	
<i>N (Weighted No. of Cases):</i>	2339	1056	1120	1553	282	427	612	853	447	1680	431	1054	630	197	324	39	
<i>% of Weighted Total:</i>	100.0	45.2	47.9	66.4	12.1	18.2	26.2	36.5	19.1	71.8	18.4	45.0	26.9	8.4	13.9	1.7	
D016A: For a routine physical check-up																	
1. None	39.9	42.1	36.6	38.3	43.9	28.2	41.9	45.1	37.3	37.1	51.2	38.8	40.7	40.1	41.6	31.2	
2. Once	40.5	37.8	44.1	43.5	33.2	46.2	39.9	38.8	39.9	43.1	30.8	43.7	39.1	40.3	36.3	20.3	
3. Twice	13.5	14.6	12.8	13.3	15.4	17.3	13.3	10.7	15.7	14.3	9.8	12.5	14.3	12.4	14.3	34.4	
4. 3 to 5 times	4.3	3.3	5.1	3.5	5.5	6.8	3.7	3.8	4.3	4.1	4.8	4.0	4.0	4.0	5.4	-	
5. 6 to 9 times	1.1	1.6	0.7	0.7	1.4	0.9	0.6	0.9	2.5	1.0	1.6	0.7	0.9	3.1	1.9	5.2	
6. 10+ times	0.6	0.5	0.7	0.7	0.5	0.5	0.6	0.7	0.3	0.3	1.7	0.3	1.0	-	0.4	8.9	
<i>Item 21450 Subject T04</i>	<i>N</i>	<i>1898</i>	<i>876</i>	<i>971</i>	<i>1332</i>	<i>235</i>	<i>299</i>	<i>512</i>	<i>695</i>	<i>392</i>	<i>1480</i>	<i>371</i>	<i>923</i>	<i>503</i>	<i>159</i>	<i>238</i>	<i>24</i>
D016B: For an injury suffered in a fight, assault, or auto accident																	
1. None	90.9	91.4	90.7	90.9	91.3	91.9	93.7	89.8	88.6	91.7	89.3	93.2	90.0	88.3	88.6	76.0	
2. Once	5.0	4.7	5.3	4.8	5.3	4.9	3.8	5.4	5.9	4.4	6.4	4.2	5.8	4.9	5.1	5.3	
3. Twice	1.6	1.7	1.5	2.0	1.0	0.9	1.0	2.5	1.6	1.6	1.4	1.0	0.9	4.3	4.2	3.6	
4. 3 to 5 times	1.1	1.3	0.8	1.0	1.8	1.9	0.5	1.5	0.7	1.3	0.4	0.8	0.9	0.5	2.2	15.0	
5. 6 to 9 times	0.3	0.4	0.2	0.4	-	0.2	-	0.5	0.5	0.1	1.0	0.3	0.1	-	-	-	
6. 10+ times	1.0	0.5	1.6	0.9	0.5	0.3	1.0	0.3	2.7	0.9	1.6	0.5	2.2	2.0	-	-	
<i>Item 21460 Subject T04</i>	<i>N</i>	<i>1891</i>	<i>873</i>	<i>969</i>	<i>1328</i>	<i>233</i>	<i>298</i>	<i>509</i>	<i>691</i>	<i>392</i>	<i>1474</i>	<i>371</i>	<i>921</i>	<i>501</i>	<i>158</i>	<i>235</i>	<i>24</i>
D016C: For any other accidental injury																	
1. None	80.8	75.5	85.7	79.2	88.3	80.6	77.5	83.6	80.4	81.1	79.3	84.0	79.0	70.6	80.1	54.7	
2. Once	8.7	10.4	7.1	8.5	7.4	10.3	10.8	8.2	5.8	8.4	9.7	7.3	8.7	14.6	9.0	28.2	
3. Twice	6.2	8.6	4.1	7.3	1.9	5.2	6.4	5.3	8.2	5.8	8.0	5.1	6.7	7.2	8.0	11.8	
4. 3 to 5 times	2.6	3.8	1.5	3.3	1.6	2.7	3.0	2.0	3.3	3.0	1.3	2.2	3.3	4.0	2.5	5.2	
5. 6 to 9 times	0.6	0.6	0.7	0.6	-	1.1	0.3	0.2	1.4	0.7	0.6	0.5	0.8	2.0	-	-	
6. 10+ times	1.0	1.1	1.0	1.2	0.9	0.2	2.0	0.7	0.9	1.0	1.1	0.9	1.5	1.5	0.4	-	
<i>Item 21470 Subject T04</i>	<i>N</i>	<i>1884</i>	<i>871</i>	<i>966</i>	<i>1321</i>	<i>234</i>	<i>297</i>	<i>506</i>	<i>688</i>	<i>392</i>	<i>1467</i>	<i>371</i>	<i>917</i>	<i>501</i>	<i>157</i>	<i>234</i>	<i>24</i>
D016D: For some physical illness or symptom																	
1. None	52.6	59.4	45.8	49.9	59.8	50.4	49.8	57.6	49.4	50.4	61.3	52.1	56.8	51.4	48.3	49.3	
2. Once	21.1	20.8	21.6	20.7	24.9	24.0	21.1	21.2	18.7	22.2	15.3	20.8	20.5	26.5	18.8	29.5	
3. Twice	13.8	12.0	15.6	15.4	8.2	16.5	15.9	10.3	15.3	14.9	9.6	14.9	10.7	9.9	18.2	3.2	
4. 3 to 5 times	7.8	4.7	10.7	9.2	3.0	6.6	9.6	6.8	8.3	8.2	7.1	8.5	7.5	6.8	7.7	-	
5. 6 to 9 times	2.7	1.3	4.1	2.6	2.3	0.6	2.2	2.0	6.3	2.4	4.3	1.9	3.6	1.9	4.3	10.0	
6. 10+ times	1.9	1.7	2.2	2.2	1.9	1.9	1.5	2.2	2.1	1.8	2.5	1.8	1.0	3.5	2.6	8.0	
<i>Item 21480 Subject T04</i>	<i>N</i>	<i>1882</i>	<i>865</i>	<i>968</i>	<i>1323</i>	<i>230</i>	<i>298</i>	<i>510</i>	<i>685</i>	<i>390</i>	<i>1465</i>	<i>370</i>	<i>915</i>	<i>499</i>	<i>157</i>	<i>236</i>	<i>24</i>
D016E: For some emotional or psychological problem or symptom																	
1. None	92.4	94.3	90.6	92.4	92.9	93.8	92.5	93.7	89.1	93.2	90.2	96.0	91.6	92.3	81.1	88.7	
2. Once	3.3	2.0	4.6	3.2	4.3	2.5	2.7	3.0	5.1	3.0	4.3	1.0	5.6	5.8	5.9	3.8	
3. Twice	1.0	1.1	0.9	1.2	0.3	1.2	1.2	0.7	1.2	0.9	1.3	0.8	1.0	0.9	2.4	-	
4. 3 to 5 times	1.2	0.7	1.6	1.3	0.8	1.2	1.6	0.7	1.4	0.7	2.2	1.2	0.1	0.9	3.7	-	
5. 6 to 9 times	0.6	0.6	0.6	0.4	0.6	0.5	0.4	0.5	1.0	0.5	0.8	0.3	0.6	-	1.6	4.8	
6. 10+ times	1.5	1.2	1.7	1.4	1.1	0.8	1.5	1.4	2.2	1.5	1.3	0.7	1.1	-	5.3	2.7	
<i>Item 21490 Subject T04</i>	<i>N</i>	<i>1880</i>	<i>866</i>	<i>965</i>	<i>1320</i>	<i>230</i>	<i>298</i>	<i>507</i>	<i>682</i>	<i>392</i>	<i>1463</i>	<i>371</i>	<i>913</i>	<i>500</i>	<i>158</i>	<i>233</i>	<i>24</i>
D017: In the LAST 12 MONTHS, how many times (if any) have you spent one or more nights in the hospital . . .																	
D017A: . . . because of an injury																	
1. None	95.9	95.6	96.2	96.1	96.7	96.9	95.3	95.8	96.0	96.0	95.6	96.7	96.8	95.7	91.4	91.1	
2. Once	2.7	2.4	2.9	2.6	0.7	0.8	3.5	2.8	2.7	2.5	3.4	2.3	1.6	3.6	6.2	-	
3. Twice	0.5	0.5	0.5	0.6	0.1	1.4	0.2	0.3	0.7	0.6	0.3	0.6	0.1	-	1.7	-	
4. 3 to 5 times	0.4	0.8	-	0.3	0.9	0.3	0.7	0.4	-	0.4	-	0.1	0.7	0.7	0.4	-	
5. 6 to 9 times	0.2	0.3	0.1	0.1	1.1	0.3	-	0.5	-	0.2	0.3	0.2	-	-	-	8.9	
6. 10+ times	0.3	0.5	0.2	0.3	0.5	0.3	0.2	0.2	0.5	0.3	0.3	0.1	0.8	-	0.4	-	
<i>Item 21500 Subject T04</i>	<i>N</i>	<i>1885</i>	<i>871</i>	<i>966</i>	<i>1321</i>	<i>235</i>	<i>298</i>	<i>508</i>	<i>689</i>	<i>391</i>	<i>1464</i>	<i>372</i>	<i>921</i>	<i>499</i>	<i>155</i>	<i>236</i>	<i>24</i>

DESCRIPTIVE RESULTS: 1999

93

QUESTIONNAIRE FORM 1 1999	TOTAL	SEX		RACE		REGION				COLLEGE PLANS?		ILLICIT DRUG USE: LIFETIME				
		M	F	White	Black	NE	NC	S	W	Yes	No	None	Mari- juana Only	Few Pills	More Pills	Any Her- oin
<i>N (Weighted No. of Cases):</i>	2339	1056	1120	1553	282	427	612	853	447	1680	431	1054	630	197	324	39
<i>% of Weighted Total:</i>	100.0	45.2	47.9	66.4	12.1	18.2	26.2	36.5	19.1	71.8	18.4	45.0	26.9	8.4	13.9	1.7
D017B: . . . because of some physical illness																
1. None	94.8	94.9	94.6	95.5	90.1	96.1	93.9	94.0	96.2	95.1	93.2	96.6	92.7	90.6	95.9	89.5
2. Once	3.6	3.5	3.8	2.9	7.4	3.0	4.2	3.8	3.1	3.4	4.7	2.6	5.1	6.7	2.5	-
3. Twice	0.8	0.6	0.9	0.9	0.7	0.6	0.9	0.9	0.4	0.8	0.7	0.4	1.4	2.1	0.4	-
4. 3 to 5 times	0.4	0.5	0.3	0.4	0.7	0.3	0.5	0.5	-	0.4	0.3	0.2	0.1	0.6	1.2	-
5. 6 to 9 times	0.3	0.2	0.3	0.3	0.5	-	0.3	0.6	-	0.2	0.7	0.2	0.1	-	-	10.5
6. 10+ times	0.2	0.2	0.1	0.1	0.5	-	0.2	0.1	0.3	0.1	0.3	*	0.6	-	-	-
<i>Item 21510 Subject T04</i>	<i>N</i>	<i>1879</i>	<i>865</i>	<i>966</i>	<i>1318</i>	<i>296</i>	<i>508</i>	<i>684</i>	<i>391</i>	<i>1457</i>	<i>373</i>	<i>919</i>	<i>499</i>	<i>155</i>	<i>233</i>	<i>24</i>
D018: Overall, relative to other people your age, do you think your physical health over the past year has been . . .																
1. Much poorer than average	5.0	4.2	5.7	4.4	6.9	5.2	4.8	4.3	6.3	4.6	6.6	3.8	6.8	5.8	5.3	5.3
2. Somewhat poorer than average	11.7	7.4	15.4	12.8	8.9	10.0	9.2	13.1	13.8	11.7	12.1	10.3	10.2	11.2	18.3	26.4
3. About average	42.9	35.2	49.4	40.9	45.9	48.9	42.9	41.8	40.4	41.1	49.0	41.1	45.8	46.0	41.7	40.9
4. Somewhat better than average	22.1	28.1	17.2	23.4	18.6	21.7	23.6	19.8	24.5	22.5	20.7	23.1	21.9	25.0	17.8	17.8
5. Much better than average	18.3	25.1	12.4	18.5	19.7	14.2	19.5	21.1	14.9	20.1	11.6	21.8	15.3	12.1	16.9	9.6
<i>Item 21520 Subject T01</i>	<i>N</i>	<i>1871</i>	<i>864</i>	<i>963</i>	<i>1322</i>	<i>296</i>	<i>508</i>	<i>681</i>	<i>386</i>	<i>1461</i>	<i>366</i>	<i>909</i>	<i>496</i>	<i>158</i>	<i>234</i>	<i>24</i>
D019: What is your current height (in feet and inches) without shoes?																
01. 4'10" or less	0.5	0.4	0.6	0.4	0.8	-	0.2	1.1	0.2	0.3	1.2	0.3	0.5	0.4	-	-
02. 4'11"	0.6	-	1.2	0.3	0.9	0.2	0.2	0.7	1.2	0.7	0.5	0.7	0.4	0.6	0.5	2.7
03. 5'0"	2.1	-	4.1	1.7	3.9	1.4	3.1	1.6	2.3	1.9	3.2	2.1	2.5	3.4	0.9	-
04. 5'1"	2.7	0.2	5.0	2.0	6.1	2.7	2.2	3.2	2.2	2.7	3.0	1.9	3.7	2.4	3.8	3.8
05. 5'2"	4.7	0.2	8.5	4.0	3.3	7.2	3.7	4.0	5.5	5.0	2.3	5.1	3.8	4.0	5.0	-
06. 5'3"	6.3	0.8	11.4	5.9	5.4	5.1	6.6	5.5	8.2	6.4	6.9	6.7	6.2	7.3	3.8	-
07. 5'4"	6.9	1.0	12.2	6.5	7.0	6.9	4.9	8.4	6.8	7.0	6.2	5.9	5.8	11.7	10.1	5.8
08. 5'5"	6.3	1.1	11.2	6.5	7.1	7.0	7.2	5.8	5.7	6.5	5.7	7.3	5.3	6.3	5.7	3.0
09. 5'6"	9.2	3.7	14.1	8.1	11.5	8.5	6.9	10.6	10.1	9.5	8.2	8.4	10.3	14.3	7.2	16.8
10. 5'7"	9.7	5.6	13.3	10.1	9.1	15.4	8.9	9.4	7.0	10.5	6.5	10.8	7.4	11.4	9.2	9.3
11. 5'8"	8.1	9.7	6.6	8.0	7.4	10.2	7.4	8.1	7.4	8.3	7.7	8.2	7.9	2.9	11.8	11.0
12. 5'9"	6.7	7.4	5.9	7.1	4.4	5.0	7.1	5.5	9.5	6.8	6.4	6.5	5.8	9.5	6.6	16.6
13. 5'10"	7.5	12.3	3.2	7.2	6.6	7.9	7.5	7.2	7.5	7.3	8.3	7.4	7.0	8.6	8.3	9.6
14. 5'11"	8.1	15.3	1.7	9.0	7.4	7.8	8.9	8.3	7.1	8.0	7.9	8.0	9.8	5.1	6.9	8.9
15. 6'0"	7.3	14.2	0.7	8.1	4.8	5.1	9.4	8.2	4.6	7.1	7.9	7.5	7.3	3.1	8.2	5.6
16. 6'1"	5.0	10.0	0.2	5.4	5.0	3.2	6.3	4.7	5.0	4.2	7.6	6.0	5.0	2.6	2.6	3.6
17. 6'2"	4.0	8.5	-	4.9	2.3	3.5	4.9	4.3	2.7	3.8	4.7	3.8	5.2	1.5	3.8	-
18. 6'3" or more	4.4	9.3	-	4.7	6.8	2.8	4.6	3.6	6.9	4.1	5.7	3.4	5.8	4.7	5.7	3.2
<i>Item 22150 Subject T03</i>	<i>N</i>	<i>1896</i>	<i>873</i>	<i>970</i>	<i>1330</i>	<i>301</i>	<i>507</i>	<i>697</i>	<i>391</i>	<i>1475</i>	<i>368</i>	<i>921</i>	<i>505</i>	<i>158</i>	<i>234</i>	<i>24</i>
D020: What is your current weight (in pounds) without shoes or clothing?																
01. 100 lbs. or less	1.9	0.3	3.4	1.5	1.5	0.9	2.0	1.9	2.4	2.0	1.3	2.2	0.6	4.9	0.9	-
02. 101-105	2.3	-	4.6	2.4	1.7	3.5	2.1	2.5	1.5	2.4	2.6	2.0	2.4	2.6	3.1	3.8
03. 106-110	3.0	0.3	5.2	2.6	3.5	5.0	2.3	2.6	3.2	2.9	3.4	3.3	3.1	3.2	1.8	5.3
04. 111-115	4.9	0.9	8.7	5.0	3.1	5.6	3.7	5.1	5.5	5.0	4.8	4.9	5.7	3.4	5.5	2.6
05. 116-120	5.7	1.3	9.7	5.5	4.5	5.3	4.0	6.4	6.9	6.2	3.8	6.0	4.0	9.1	6.1	0.6
06. 121-125	6.9	2.8	10.6	7.2	5.0	7.9	5.2	9.0	4.4	7.1	5.9	6.7	6.5	5.9	9.5	-
07. 126-130	6.2	3.1	9.2	6.3	4.8	5.1	4.8	6.8	8.1	6.7	3.9	5.7	5.6	9.2	7.8	10.4
08. 131-135	6.1	4.4	7.5	6.3	5.2	7.7	6.3	4.8	6.8	6.6	4.2	7.2	4.9	4.2	3.8	2.6
09. 136-140	7.6	6.2	8.9	7.3	7.6	8.5	8.0	6.9	7.7	7.5	7.8	8.2	6.8	9.0	3.5	13.4
10. 141-150	9.3	9.9	8.6	9.4	8.6	8.1	11.1	8.9	8.6	9.2	10.7	10.1	9.7	8.7	6.4	7.2
11. 151-160	11.3	15.8	7.6	11.5	9.2	10.1	11.1	11.1	13.1	11.7	10.6	10.4	10.4	9.4	21.0	9.5
12. 161-170	9.0	12.4	5.5	9.4	10.1	9.3	11.3	7.8	7.7	8.4	10.3	7.9	11.3	10.0	6.2	29.0
13. 171-180	6.8	11.1	2.4	6.8	7.3	7.7	7.2	7.2	5.2	7.0	5.3	6.8	7.0	4.5	7.5	3.6
14. 181-190	5.5	9.3	2.3	5.7	6.7	4.4	6.8	3.1	8.8	5.4	6.1	5.2	6.7	3.5	4.3	3.6
15. 191-200	3.9	5.7	2.2	3.5	6.8	2.9	3.7	4.8	3.5	3.4	5.3	4.3	4.8	2.4	2.5	-
16. 201-210	2.5	3.8	1.5	2.4	4.5	2.6	2.2	3.4	1.4	2.2	3.8	2.3	2.5	3.4	3.2	5.2
17. 211-220	2.5	4.0	1.2	2.6	3.3	1.8	3.5	2.7	1.5	2.4	2.8	2.1	3.1	2.7	2.9	3.0
18. 221 lbs. or more	4.5	8.5	0.9	4.5	6.6	3.7	4.8	5.1	3.6	3.8	7.4	4.6	4.9	3.9	3.9	-
<i>Item 22160 Subject T03</i>	<i>N</i>	<i>1880</i>	<i>870</i>	<i>958</i>	<i>1318</i>	<i>292</i>	<i>507</i>	<i>691</i>	<i>389</i>	<i>1461</i>	<i>367</i>	<i>919</i>	<i>497</i>	<i>155</i>	<i>231</i>	<i>24</i>
D021: Individuals differ in whether or not they disapprove of people doing certain things. Do YOU disapprove of people (who are 18 or older) doing each of the following?																

*=less than .05 percent.

MONITORING THE FUTURE

QUESTIONNAIRE FORM 1 1999	TOTAL	SEX		RACE		REGION				COLLEGE PLANS?		ILLICIT DRUG USE: LIFETIME				
		M	F	White	Black	NE	NC	S	W	Yes	No	None	Mari- juana Only	Few Pills	More Pills	Any Her- oin
<i>N (Weighted No. of Cases):</i>	2339	1056	1120	1553	282	427	612	853	447	1680	431	1054	630	197	324	39
<i>% of Weighted Total:</i>	100.0	45.2	47.9	66.4	12.1	18.2	26.2	36.5	19.1	71.8	18.4	45.0	26.9	8.4	13.9	1.7
D021A: Smoking one or more packs of cigarettes per day																
1. Don't disapprove	40.1	42.1	38.0	42.1	23.9	43.6	43.4	38.7	35.8	37.5	50.5	24.2	51.0	54.6	61.2	69.1
2. Disapprove	32.7	29.3	35.7	33.2	34.9	30.8	29.3	33.8	36.3	33.3	29.5	38.7	26.2	29.2	29.4	27.3
3. Strongly disapprove	27.2	28.6	26.2	24.7	41.1	25.6	27.3	27.4	28.0	29.1	20.0	37.1	22.8	16.2	9.4	3.6
<i>Item 8560 Subject A11a</i>	<i>N 1852</i>	<i>850</i>	<i>953</i>	<i>1302</i>	<i>229</i>	<i>287</i>	<i>500</i>	<i>680</i>	<i>385</i>	<i>1449</i>	<i>357</i>	<i>906</i>	<i>488</i>	<i>154</i>	<i>232</i>	<i>24</i>
D021B: Trying marijuana once or twice																
1. Don't disapprove	46.8	48.7	44.3	46.5	45.6	55.5	44.1	44.6	47.7	46.0	48.5	21.7	70.8	69.6	72.1	92.0
2. Disapprove	26.7	26.2	27.7	27.2	23.7	27.3	25.9	25.6	29.3	27.5	24.3	35.0	19.6	18.9	18.0	5.2
3. Strongly disapprove	26.5	25.1	28.0	26.4	30.7	17.2	29.9	29.7	23.0	26.5	27.2	43.3	9.6	11.6	9.9	2.7
<i>Item 8570 Subject A11a</i>	<i>N 1850</i>	<i>849</i>	<i>952</i>	<i>1301</i>	<i>230</i>	<i>287</i>	<i>500</i>	<i>679</i>	<i>385</i>	<i>1447</i>	<i>356</i>	<i>906</i>	<i>486</i>	<i>154</i>	<i>232</i>	<i>24</i>
D021C: Smoking marijuana occasionally																
1. Don't disapprove	35.8	37.2	33.5	35.0	38.1	40.9	32.4	36.5	35.3	34.3	40.6	11.8	54.6	62.7	65.0	83.1
2. Disapprove	27.0	26.6	27.9	26.5	23.8	31.4	25.7	24.3	30.4	28.0	23.8	30.7	27.6	19.2	20.3	9.7
3. Strongly disapprove	37.2	36.2	38.6	38.5	38.1	27.7	42.0	39.2	34.3	37.7	35.6	57.5	17.8	18.1	14.6	7.2
<i>Item 8580 Subject A11a</i>	<i>N 1846</i>	<i>846</i>	<i>950</i>	<i>1299</i>	<i>228</i>	<i>287</i>	<i>499</i>	<i>677</i>	<i>383</i>	<i>1445</i>	<i>354</i>	<i>906</i>	<i>485</i>	<i>152</i>	<i>232</i>	<i>24</i>
D021D: Smoking marijuana regularly																
1. Don't disapprove	23.7	28.1	18.4	21.8	25.4	28.3	20.3	25.1	22.3	22.2	28.6	7.1	34.4	31.5	53.6	65.5
2. Disapprove	26.9	25.1	29.3	27.3	31.1	27.8	26.7	27.2	26.1	26.4	29.9	23.3	34.3	39.5	20.0	19.0
3. Strongly disapprove	49.4	46.8	52.3	50.9	43.5	43.9	53.0	47.7	51.6	51.4	41.5	69.6	31.2	29.0	26.4	15.4
<i>Item 8590 Subject A11a</i>	<i>N 1840</i>	<i>844</i>	<i>947</i>	<i>1293</i>	<i>229</i>	<i>285</i>	<i>500</i>	<i>674</i>	<i>381</i>	<i>1441</i>	<i>354</i>	<i>902</i>	<i>483</i>	<i>154</i>	<i>229</i>	<i>24</i>
D021E: Trying cocaine in powder form once or twice																
1. Don't disapprove	14.3	16.0	11.9	14.0	10.8	12.7	14.4	14.6	15.1	13.1	19.3	7.4	12.9	24.7	31.1	63.4
2. Disapprove	24.8	24.6	25.3	25.0	20.7	27.8	25.2	23.7	24.2	24.8	24.7	23.9	24.9	26.6	30.4	5.7
3. Strongly disapprove	60.8	59.4	62.8	61.0	68.5	59.6	60.4	61.7	60.7	62.1	55.9	68.8	62.3	48.7	38.5	30.9
<i>Item 23630 Subject A11a</i>	<i>N 1844</i>	<i>846</i>	<i>949</i>	<i>1298</i>	<i>229</i>	<i>286</i>	<i>499</i>	<i>675</i>	<i>384</i>	<i>1442</i>	<i>355</i>	<i>906</i>	<i>481</i>	<i>154</i>	<i>232</i>	<i>24</i>
D021F: Taking cocaine powder occasionally																
1. Don't disapprove	11.0	13.2	8.1	9.9	10.8	9.7	11.1	12.8	8.5	9.9	15.1	5.6	11.6	13.7	22.5	58.2
2. Disapprove	21.3	20.9	21.9	20.9	19.8	23.5	20.2	20.1	23.2	20.0	26.0	18.3	20.5	31.9	29.9	10.3
3. Strongly disapprove	67.8	66.0	70.0	69.2	69.4	66.8	68.7	67.2	68.3	70.1	58.9	76.1	67.9	54.3	47.6	31.5
<i>Item 23640 Subject A11a</i>	<i>N 1844</i>	<i>846</i>	<i>949</i>	<i>1298</i>	<i>228</i>	<i>285</i>	<i>500</i>	<i>675</i>	<i>384</i>	<i>1443</i>	<i>355</i>	<i>906</i>	<i>481</i>	<i>154</i>	<i>232</i>	<i>24</i>
D021G: Taking cocaine powder regularly																
1. Don't disapprove	8.9	10.3	6.9	7.4	10.8	7.7	8.2	10.7	7.7	7.9	12.6	5.1	9.6	10.3	16.8	41.1
2. Disapprove	18.2	19.2	17.4	17.7	17.8	20.7	17.0	18.9	16.7	17.1	23.0	15.2	18.0	24.7	27.6	17.1
3. Strongly disapprove	72.9	70.5	75.8	74.9	71.4	71.6	74.8	70.3	75.6	75.0	64.4	79.7	72.4	64.9	55.6	41.8
<i>Item 23650 Subject A11a</i>	<i>N 1843</i>	<i>845</i>	<i>948</i>	<i>1296</i>	<i>229</i>	<i>286</i>	<i>499</i>	<i>674</i>	<i>384</i>	<i>1442</i>	<i>354</i>	<i>906</i>	<i>481</i>	<i>153</i>	<i>231</i>	<i>24</i>
D021H: Trying "crack" cocaine once or twice																
1. Don't disapprove	12.5	14.3	10.0	11.4	11.2	11.8	14.1	11.8	12.3	11.1	18.0	7.1	12.7	18.6	24.0	44.7
2. Disapprove	22.1	21.2	23.1	22.7	19.1	22.5	22.4	21.4	22.5	21.8	22.5	21.9	21.1	21.8	27.7	6.7
3. Strongly disapprove	65.4	64.5	66.9	66.0	69.6	65.8	63.6	66.8	65.1	67.0	59.5	71.1	66.2	59.7	48.3	48.6
<i>Item 23660 Subject A11a</i>	<i>N 1844</i>	<i>846</i>	<i>948</i>	<i>1296</i>	<i>229</i>	<i>286</i>	<i>499</i>	<i>674</i>	<i>384</i>	<i>1443</i>	<i>354</i>	<i>905</i>	<i>482</i>	<i>153</i>	<i>232</i>	<i>24</i>
D021I: Taking "crack" cocaine occasionally																
1. Don't disapprove	9.6	11.1	7.6	8.4	11.0	9.4	9.8	10.8	7.5	8.6	13.3	5.4	10.3	13.0	17.7	41.1
2. Disapprove	19.8	18.9	20.9	19.5	18.5	20.6	20.2	19.2	19.4	19.3	21.0	17.8	19.3	22.9	27.0	10.3
3. Strongly disapprove	70.6	70.0	71.5	72.1	70.5	70.0	70.0	70.0	73.1	72.1	65.7	76.8	70.4	64.1	55.2	48.6
<i>Item 23670 Subject A11a</i>	<i>N 1843</i>	<i>845</i>	<i>948</i>	<i>1297</i>	<i>228</i>	<i>286</i>	<i>499</i>	<i>675</i>	<i>384</i>	<i>1442</i>	<i>354</i>	<i>905</i>	<i>481</i>	<i>154</i>	<i>231</i>	<i>24</i>
D021J: Taking "crack" cocaine regularly																
1. Don't disapprove	8.8	10.4	6.6	7.3	11.4	8.0	8.4	10.2	7.4	7.6	13.1	5.3	9.5	10.0	15.5	36.7
2. Disapprove	16.9	17.3	17.0	16.5	16.8	18.5	16.1	17.8	15.2	16.2	20.1	14.5	17.6	23.2	22.8	9.6
3. Strongly disapprove	74.3	72.3	76.5	76.2	71.8	73.5	75.5	72.0	77.4	76.2	66.8	80.2	72.9	66.8	61.7	53.7
<i>Item 23680 Subject A11a</i>	<i>N 1835</i>	<i>842</i>	<i>943</i>	<i>1292</i>	<i>228</i>	<i>286</i>	<i>495</i>	<i>673</i>	<i>381</i>	<i>1435</i>	<i>355</i>	<i>899</i>	<i>479</i>	<i>154</i>	<i>231</i>	<i>24</i>

DESCRIPTIVE RESULTS: 1999

95

QUESTIONNAIRE FORM 1 1999	TOTAL	SEX		RACE		REGION				COLLEGE PLANS?		ILLICIT DRUG USE: LIFETIME				
		M	F	White	Black	NE	NC	S	W	Yes	No	None	Mari- juana Only	Few Pills	More Pills	Any Her- oin
<i>N (Weighted No. of Cases):</i>	2339	1056	1120	1553	282	427	612	853	447	1680	431	1054	630	197	324	39
<i>% of Weighted Total:</i>	100.0	45.2	47.9	66.4	12.1	18.2	26.2	36.5	19.1	71.8	18.4	45.0	26.9	8.4	13.9	1.7
D021K: Trying one or two drinks of an alcoholic beverage (beer, wine, liquor)																
1. Don't disapprove	70.4	69.9	70.2	73.6	51.6	77.2	73.9	64.7	70.7	70.7	67.8	58.8	79.6	86.0	82.6	93.4
2. Disapprove	17.4	17.3	17.9	16.5	21.8	13.9	16.7	19.3	17.6	17.1	18.9	23.6	11.9	9.0	13.1	6.6
3. Strongly disapprove	12.2	12.8	11.9	9.9	26.6	8.9	9.3	16.0	11.6	12.2	13.3	17.5	8.5	5.0	4.4	-
<i>Item 8710 Subject A11a</i>	<i>N 1847</i>	<i>845</i>	<i>952</i>	<i>1299</i>	<i>229</i>	<i>288</i>	<i>498</i>	<i>677</i>	<i>384</i>	<i>1443</i>	<i>355</i>	<i>907</i>	<i>484</i>	<i>153</i>	<i>232</i>	<i>24</i>
D021L: Taking one or two drinks nearly every day																
1. Don't disapprove	35.9	42.5	28.7	37.6	25.6	35.9	39.2	33.7	35.6	34.8	39.5	21.1	45.2	50.9	57.4	85.0
2. Disapprove	37.4	31.4	43.3	38.0	34.1	41.0	35.9	36.9	37.7	37.6	37.2	41.8	34.8	34.7	33.2	0.6
3. Strongly disapprove	26.6	26.1	27.9	24.4	40.3	23.1	24.9	29.3	26.7	27.7	23.3	37.1	20.0	14.4	9.4	14.4
<i>Item 8720 Subject A11a</i>	<i>N 1846</i>	<i>846</i>	<i>950</i>	<i>1297</i>	<i>229</i>	<i>288</i>	<i>497</i>	<i>677</i>	<i>384</i>	<i>1443</i>	<i>354</i>	<i>905</i>	<i>483</i>	<i>154</i>	<i>232</i>	<i>24</i>
D021M: Taking four or five drinks nearly every day																
1. Don't disapprove	19.7	25.3	13.8	19.5	19.0	18.2	22.2	20.9	15.6	17.6	26.9	9.6	25.3	27.5	35.3	60.7
2. Disapprove	25.9	25.3	26.9	26.4	22.6	25.5	24.3	25.8	28.4	26.0	26.4	23.1	27.1	33.6	31.2	17.4
3. Strongly disapprove	54.3	49.4	59.3	54.1	58.4	56.3	53.4	53.3	56.0	56.5	46.7	67.3	47.6	39.0	33.4	21.9
<i>Item 8730 Subject A11a</i>	<i>N 1846</i>	<i>846</i>	<i>950</i>	<i>1299</i>	<i>228</i>	<i>288</i>	<i>498</i>	<i>676</i>	<i>384</i>	<i>1442</i>	<i>355</i>	<i>906</i>	<i>483</i>	<i>154</i>	<i>232</i>	<i>24</i>
D021N: Having five or more drinks once or twice each weekend																
1. Don't disapprove	35.9	40.4	31.2	38.4	21.2	43.5	38.9	34.2	29.5	34.6	40.7	18.5	48.1	47.8	63.8	71.1
2. Disapprove	23.8	22.9	25.1	23.9	23.5	23.8	21.9	23.9	26.2	24.2	21.0	26.6	20.3	25.4	20.6	13.8
3. Strongly disapprove	40.2	36.7	43.8	37.7	55.4	32.7	39.2	41.9	44.3	41.2	38.3	54.9	31.6	26.8	15.6	15.1
<i>Item 8740 Subject A11a</i>	<i>N 1846</i>	<i>845</i>	<i>951</i>	<i>1298</i>	<i>229</i>	<i>288</i>	<i>498</i>	<i>677</i>	<i>384</i>	<i>1443</i>	<i>354</i>	<i>907</i>	<i>483</i>	<i>154</i>	<i>231</i>	<i>24</i>

MONITORING THE FUTURE

QUESTIONNAIRE FORM 2 1999	TOTAL	SEX		RACE		REGION				COLLEGE PLANS?		ILLICIT DRUG USE: LIFETIME				
		M	F	White	Black	NE	NC	S	W	Yes	No	None	Mari- juana Only	Few Pills	More Pills	Any Her- oin
<i>N (Weighted No. of Cases):</i>	2322	1111	1106	1564	282	427	609	835	451	1730	461	992	586	229	404	59
<i>% of Weighted Total:</i>	100.0	47.8	47.6	67.4	12.1	18.4	26.2	36.0	19.4	74.5	19.9	42.7	25.2	9.9	17.4	2.5
A01: Taking all things together, how would you say things are these days—would you say you're very happy, pretty happy, or not too happy these days?																
3. Very happy	22.7	25.6	20.4	25.9	9.8	22.9	27.3	20.2	20.8	24.1	18.6	26.8	19.5	14.9	22.6	22.3
2. Pretty happy	63.8	62.4	64.3	64.1	68.2	61.4	63.4	65.4	63.6	63.2	66.8	63.5	64.4	72.4	60.2	52.4
1. Not too happy	13.5	12.0	15.3	10.0	22.0	15.8	9.2	14.4	15.6	12.7	14.6	9.7	16.1	12.7	17.2	25.3
<i>Item 1190 Subject P01, Q01</i>	<i>N</i> 2167	1026	1050	1470	261	396	574	781	416	1622	433	924	537	221	384	58
A02: The next questions ask about the kinds of things you might do. How often do you do each of the following?																
A02A: Watch TV																
5. Almost everyday	70.5	74.8	66.8	66.7	82.8	71.8	64.3	73.9	71.5	69.6	72.6	69.3	74.7	73.0	66.3	63.5
4. At least once a week	25.0	20.7	29.3	28.4	16.0	24.1	30.1	23.1	22.5	25.8	23.2	26.2	22.2	22.9	27.5	31.8
3. Once or twice a month	3.2	3.0	3.0	3.4	1.2	2.7	4.1	2.2	4.0	3.3	2.7	3.8	1.9	2.7	3.9	1.9
2. A few times a year	0.9	1.1	0.6	1.1	-	1.1	0.8	0.5	1.7	0.9	0.9	0.6	0.6	1.4	1.7	-
1. Never	0.4	0.4	0.3	0.4	-	0.3	0.7	0.3	0.4	0.3	0.6	0.2	0.5	-	0.5	2.8
<i>Item 5820 Subject C07</i>	<i>N</i> 2313	1106	1103	1560	280	426	607	830	450	1726	459	988	586	229	403	59
A02B: Go to movies																
5. Almost everyday	0.3	0.3	0.2	0.3	0.2	0.3	0.5	0.4	-	0.1	0.8	0.3	0.2	-	0.2	1.0
4. At least once a week	8.8	8.8	9.0	8.3	7.8	6.0	9.2	10.8	7.3	9.0	7.8	9.0	9.1	4.2	9.8	9.0
3. Once or twice a month	58.5	56.3	60.8	59.3	57.0	53.9	59.0	58.2	62.6	61.0	50.7	60.0	61.4	62.9	50.9	50.0
2. A few times a year	29.7	31.4	27.9	29.8	31.5	34.2	29.3	28.5	27.9	28.4	34.4	28.6	27.2	29.9	35.2	33.8
1. Never	2.8	3.3	2.2	2.5	3.4	5.6	2.0	2.1	2.1	1.4	6.3	2.0	2.0	3.0	4.0	6.2
<i>Item 5830 Subject C07</i>	<i>N</i> 2308	1104	1101	1556	278	426	604	828	449	1723	457	985	585	229	402	59
A02C: Go to rock concerts																
5. Almost everyday	0.2	0.1	-	0.1	-	-	-	0.4	-	0.1	0.3	0.1	-	-	-	-
4. At least once a week	0.6	0.7	0.5	0.7	-	0.4	0.8	0.4	1.0	0.7	0.5	0.2	0.6	2.2	0.7	3.3
3. Once or twice a month	3.4	4.0	3.0	4.0	0.9	4.8	4.2	1.8	4.0	3.5	3.9	1.7	2.9	1.2	8.0	16.4
2. A few times a year	42.3	44.5	41.2	52.2	9.5	44.0	49.5	38.0	39.0	45.1	34.3	35.6	43.1	51.3	53.4	51.3
1. Never	53.5	50.7	55.2	43.0	89.6	50.7	45.4	59.4	56.0	50.6	61.0	62.4	53.4	45.3	37.9	29.0
<i>Item 5845 Subject C07</i>	<i>N</i> 2305	1101	1102	1554	279	425	604	830	446	1719	460	983	584	229	401	59
A02D: Ride around in a car (or motorcycle) just for fun																
5. Almost everyday	34.6	37.9	30.8	33.3	40.7	39.4	31.4	37.9	28.4	30.9	47.8	25.4	38.8	37.4	47.6	49.5
4. At least once a week	29.7	28.8	30.9	30.7	32.3	26.8	28.8	30.2	32.9	29.9	29.1	29.2	31.3	32.5	28.5	25.0
3. Once or twice a month	15.2	15.2	15.5	16.1	10.7	12.1	18.3	13.3	17.2	16.8	9.4	18.5	15.0	14.7	9.4	8.9
2. A few times a year	10.3	8.8	11.8	10.3	6.8	9.5	12.5	9.3	9.9	11.9	5.0	14.5	6.6	9.2	5.7	10.6
1. Never	10.2	9.3	10.9	9.6	9.5	12.2	9.0	9.3	11.6	10.4	8.6	12.4	8.4	6.3	8.7	6.0
<i>Item 5850 Subject C07</i>	<i>N</i> 2316	1109	1103	1561	282	426	608	833	449	1727	461	990	585	229	403	59
A02E: Participate in community affairs or volunteer work																
5. Almost everyday	3.0	1.5	4.0	2.4	5.8	2.2	1.7	4.2	3.2	2.9	3.1	3.4	2.5	2.7	2.1	0.2
4. At least once a week	8.4	7.5	9.7	7.7	9.4	9.9	7.9	7.9	8.7	9.5	5.1	11.2	6.7	7.4	4.4	14.8
3. Once or twice a month	19.6	19.3	19.9	22.0	15.7	16.3	22.7	19.9	18.2	22.6	10.7	23.7	18.7	16.0	15.3	8.2
2. A few times a year	44.3	43.1	46.5	45.6	42.6	42.8	42.8	45.4	45.8	45.4	41.0	44.0	45.7	44.9	44.3	47.4
1. Never	24.6	28.6	19.9	22.2	26.6	28.8	24.8	22.6	24.1	19.6	40.1	17.7	26.4	29.0	33.9	29.4
<i>Item 5860 Subject C07, O02</i>	<i>N</i> 2314	1108	1103	1560	281	426	607	830	450	1726	460	989	585	229	402	59
A02F: Play a musical instrument or sing																
5. Almost everyday	32.3	27.1	38.3	34.4	31.2	29.0	36.7	31.8	30.3	34.5	22.8	38.5	30.2	28.6	25.9	11.1
4. At least once a week	9.3	8.6	9.6	7.9	14.0	9.3	7.9	9.6	10.8	10.1	6.1	10.6	6.1	9.1	10.0	17.9
3. Once or twice a month	5.5	6.0	4.9	4.8	6.5	4.5	5.0	6.3	5.5	5.6	5.8	5.7	3.9	7.7	5.2	5.7
2. A few times a year	10.4	10.8	9.3	10.3	10.5	9.2	11.8	10.0	10.2	10.4	8.7	9.5	10.0	14.3	10.9	8.3
1. Never	42.5	47.5	37.8	42.5	37.8	47.9	38.5	42.4	43.2	39.5	56.6	35.7	49.8	40.3	48.0	57.0
<i>Item 5870 Subject C07</i>	<i>N</i> 2314	1109	1101	1559	282	425	608	830	450	1726	461	989	585	229	402	59

QUESTIONNAIRE FORM 2 1999	TOTAL	SEX		RACE		REGION				COLLEGE PLANS?		ILLICIT DRUG USE: LIFETIME				
		M	F	White	Black	NE	NC	S	W	Yes	No	None	Mari- juana Only	Few Pills	More Pills	Any Her- oin
<i>N (Weighted No. of Cases):</i>	2322	1111	1106	1564	282	427	609	835	451	1730	461	992	586	229	404	59
<i>% of Weighted Total:</i>	100.0	47.8	47.6	67.4	12.1	18.4	26.2	36.0	19.4	74.5	19.9	42.7	25.2	9.9	17.4	2.5
A02G: Do creative writing																
5. Almost everyday	7.6	5.8	9.0	5.9	13.7	9.4	6.9	6.6	8.7	7.5	7.6	7.0	8.7	9.9	5.8	7.6
4. At least once a week	12.2	11.0	13.6	10.9	19.1	11.2	11.3	14.0	11.3	13.9	6.2	12.6	13.1	10.8	10.9	5.5
3. Once or twice a month	21.4	18.6	24.4	20.4	22.8	20.3	19.7	21.6	24.3	23.2	15.3	24.0	21.0	17.2	18.3	19.5
2. A few times a year	27.7	26.8	28.9	29.1	21.7	27.8	30.0	25.8	28.1	27.6	28.5	30.6	25.3	27.6	26.2	23.6
1. Never	31.0	37.7	24.1	33.6	22.7	31.3	32.1	32.0	27.6	27.8	42.5	25.9	31.9	34.5	38.7	43.8
<i>Item 5880 Subject C07</i>	<i>N</i> 2309	<i>1105</i>	<i>1101</i>	<i>1558</i>	<i>279</i>	<i>426</i>	<i>607</i>	<i>826</i>	<i>450</i>	<i>1721</i>	<i>460</i>	<i>989</i>	<i>581</i>	<i>229</i>	<i>402</i>	<i>59</i>
A02H: Actively participate in sports, athletics or exercising																
5. Almost everyday	45.3	54.2	36.6	48.1	40.2	50.4	47.7	41.2	44.9	49.3	34.1	46.9	45.1	47.9	40.9	43.3
4. At least once a week	23.7	23.0	24.6	22.8	25.9	19.7	19.5	27.6	26.2	24.0	20.9	23.0	25.1	20.5	25.0	30.7
3. Once or twice a month	11.9	9.5	13.9	11.8	11.3	11.4	11.9	12.8	10.6	11.0	14.9	12.1	10.8	12.1	12.8	10.8
2. A few times a year	11.3	7.9	15.0	10.5	14.3	10.9	12.7	10.2	11.7	9.7	16.8	10.6	11.8	12.6	12.6	4.4
1. Never	7.8	5.5	9.9	6.9	8.3	7.6	8.1	8.3	6.6	6.0	13.4	7.3	7.3	6.9	8.7	10.9
<i>Item 5890 Subject C07, T02</i>	<i>N</i> 2312	<i>1107</i>	<i>1102</i>	<i>1559</i>	<i>280</i>	<i>426</i>	<i>608</i>	<i>828</i>	<i>450</i>	<i>1727</i>	<i>459</i>	<i>989</i>	<i>584</i>	<i>228</i>	<i>403</i>	<i>59</i>
A02I: Do art or craft work																
5. Almost everyday	12.6	11.0	13.2	11.7	11.3	14.3	13.6	10.7	12.9	12.4	12.3	11.9	11.7	13.6	13.3	25.6
4. At least once a week	10.7	9.3	12.2	10.0	11.2	10.0	10.9	9.9	12.7	10.9	10.2	10.1	11.6	8.8	10.8	16.8
3. Once or twice a month	17.0	14.8	19.6	18.2	13.5	16.3	17.1	15.1	21.0	17.7	15.6	16.4	16.1	19.5	19.0	13.0
2. A few times a year	29.4	31.2	28.7	31.3	20.2	24.4	32.8	28.6	31.2	30.0	26.8	31.9	29.8	24.7	28.0	18.5
1. Never	30.3	33.6	26.3	28.8	43.8	35.0	25.5	35.6	22.2	29.0	35.0	29.7	30.7	33.4	28.9	26.1
<i>Item 5900 Subject C07</i>	<i>N</i> 2310	<i>1105</i>	<i>1102</i>	<i>1558</i>	<i>280</i>	<i>426</i>	<i>606</i>	<i>828</i>	<i>450</i>	<i>1724</i>	<i>458</i>	<i>990</i>	<i>581</i>	<i>229</i>	<i>402</i>	<i>59</i>
A02J: Work around the house, yard, garden, car, etc.																
5. Almost everyday	24.1	22.1	25.5	20.9	34.9	23.2	23.8	24.2	25.0	21.7	30.7	24.2	23.3	25.7	22.0	30.8
4. At least once a week	39.8	43.6	36.2	42.5	33.4	34.2	42.6	39.2	42.3	41.2	35.4	41.1	42.2	37.8	36.0	30.1
3. Once or twice a month	22.4	23.0	22.5	23.5	17.8	22.6	20.2	24.3	22.0	23.5	18.8	22.7	20.7	24.5	24.9	16.9
2. A few times a year	8.7	7.4	10.1	9.5	5.5	12.8	9.8	7.0	6.5	9.3	7.5	7.8	8.5	8.7	11.1	15.0
1. Never	5.0	4.0	5.7	3.7	8.4	7.1	3.6	5.3	4.2	4.3	7.6	4.1	5.2	3.4	6.0	7.2
<i>Item 5910 Subject C07</i>	<i>N</i> 2314	<i>1107</i>	<i>1105</i>	<i>1561</i>	<i>280</i>	<i>426</i>	<i>608</i>	<i>829</i>	<i>450</i>	<i>1727</i>	<i>460</i>	<i>991</i>	<i>583</i>	<i>229</i>	<i>403</i>	<i>59</i>
A02K: Get together with friends, informally																
5. Almost everyday	49.5	52.6	46.2	51.6	43.0	55.0	46.2	45.0	57.0	49.7	49.9	39.5	55.5	52.0	61.8	65.2
4. At least once a week	36.9	36.2	38.4	38.6	33.2	34.4	41.6	37.1	32.6	38.3	33.9	42.9	32.6	40.2	30.4	27.0
3. Once or twice a month	10.9	8.3	13.1	8.5	16.9	7.8	10.7	13.9	8.6	9.9	13.3	14.5	9.8	6.9	5.8	5.0
2. A few times a year	2.0	2.3	1.7	0.8	5.6	2.1	0.6	3.4	1.3	1.7	2.0	2.6	1.6	0.9	1.0	-
1. Never	0.7	0.6	0.6	0.5	1.3	0.7	1.0	0.6	0.6	0.4	1.0	0.4	0.5	-	0.9	2.8
<i>Item 5920 Subject C07, M04</i>	<i>N</i> 2311	<i>1107</i>	<i>1103</i>	<i>1560</i>	<i>282</i>	<i>424</i>	<i>607</i>	<i>830</i>	<i>449</i>	<i>1724</i>	<i>460</i>	<i>990</i>	<i>586</i>	<i>228</i>	<i>401</i>	<i>59</i>
A02L: Go shopping or window-shopping																
5. Almost everyday	4.4	2.3	6.5	3.3	7.8	5.7	3.1	4.7	4.4	4.1	5.5	3.0	6.4	3.3	4.1	12.0
4. At least once a week	34.3	24.1	45.0	33.0	40.9	38.1	33.5	34.5	31.5	33.8	37.4	35.9	34.1	37.5	31.0	30.1
3. Once or twice a month	47.0	50.5	43.9	49.6	39.8	42.5	50.9	45.4	49.0	49.3	38.7	48.4	46.2	42.7	48.8	42.3
2. A few times a year	11.1	18.3	3.7	11.0	9.7	10.3	10.1	12.4	11.0	10.4	13.9	10.3	11.2	13.0	12.1	7.1
1. Never	3.1	4.8	0.9	3.1	1.8	3.4	2.3	3.1	4.1	2.4	4.4	2.4	2.1	3.5	4.0	8.5
<i>Item 5930 Subject C07, F01</i>	<i>N</i> 2305	<i>1102</i>	<i>1100</i>	<i>1554</i>	<i>282</i>	<i>426</i>	<i>604</i>	<i>830</i>	<i>444</i>	<i>1719</i>	<i>459</i>	<i>986</i>	<i>583</i>	<i>225</i>	<i>403</i>	<i>59</i>
A02M: Spend at least an hour of leisure time alone																
5. Almost everyday	40.1	44.3	35.5	38.5	49.6	38.0	41.1	40.8	39.5	41.9	32.5	38.5	39.8	37.6	44.7	45.5
4. At least once a week	33.7	29.5	38.2	35.1	25.7	37.0	34.0	33.0	31.5	33.8	34.8	37.3	31.5	33.8	29.8	28.3
3. Once or twice a month	14.2	13.3	15.2	15.5	11.8	12.1	13.7	14.4	16.5	14.1	14.5	13.4	15.1	16.9	12.7	17.1
2. A few times a year	5.9	5.7	6.1	5.6	6.4	6.0	5.2	6.5	5.8	5.7	7.4	4.8	8.6	4.7	6.7	-
1. Never	6.0	7.2	5.1	5.2	6.5	6.8	6.0	5.3	6.7	4.5	10.8	5.9	5.1	7.0	6.1	9.1
<i>Item 5940 Subject C07</i>	<i>N</i> 2307	<i>1103</i>	<i>1103</i>	<i>1557</i>	<i>279</i>	<i>424</i>	<i>608</i>	<i>826</i>	<i>449</i>	<i>1723</i>	<i>460</i>	<i>986</i>	<i>584</i>	<i>228</i>	<i>403</i>	<i>59</i>
A02N: Read books, magazines, or newspapers																
5. Almost everyday	39.2	40.7	38.5	39.2	40.9	42.4	38.9	36.4	41.5	41.6	31.8	44.0	36.4	36.9	34.8	36.0
4. At least once a week	34.2	32.5	36.3	34.0	34.8	30.9	35.6	34.5	34.9	35.2	32.2	34.5	35.0	37.6	31.2	33.7
3. Once or twice a month	17.5	16.1	18.2	18.5	15.2	17.7	17.7	19.3	13.6	16.0	21.5	15.3	17.7	19.1	19.5	18.2
2. A few times a year	6.0	6.0	5.6	5.5	6.5	5.6	4.6	6.5	7.5	5.0	8.4	4.2	7.6	3.5	9.6	0.8
1. Never	3.1	4.6	1.5	2.8	2.6	3.4	3.3	3.3	2.5	2.3	6.1	1.9	3.3	2.9	4.8	11.2
<i>Item 5950 Subject C07</i>	<i>N</i> 2314	<i>1108</i>	<i>1103</i>	<i>1560</i>	<i>282</i>	<i>425</i>	<i>608</i>	<i>830</i>	<i>450</i>	<i>1726</i>	<i>461</i>	<i>990</i>	<i>585</i>	<i>229</i>	<i>402</i>	<i>59</i>

MONITORING THE FUTURE

QUESTIONNAIRE FORM 2 1999	TOTAL	SEX		RACE		REGION				COLLEGE PLANS?		ILLICIT DRUG USE: LIFETIME				
		M	F	White	Black	NE	NC	S	W	Yes	No	None	Mari- juana Only	Few Pills	More Pills	Any Her- oin
<i>N (Weighted No. of Cases):</i>	2322	1111	1106	1564	282	427	609	835	451	1730	461	992	586	229	404	59
<i>% of Weighted Total:</i>	100.0	47.8	47.6	67.4	12.1	18.4	26.2	36.0	19.4	74.5	19.9	42.7	25.2	9.9	17.4	2.5
A02O: Go to taverns, bars or nightclubs																
5. Almost everyday	2.9	4.1	1.3	2.6	2.2	3.2	3.7	2.1	2.8	2.0	5.7	1.1	2.0	2.9	7.3	7.7
4. At least once a week	10.5	12.1	8.2	8.9	13.3	11.5	7.8	13.3	8.1	9.6	13.8	4.3	13.0	14.8	17.3	27.1
3. Once or twice a month	22.8	24.0	22.4	22.4	24.5	21.9	22.0	26.0	19.1	23.3	23.0	15.9	25.4	27.0	33.3	30.8
2. A few times a year	21.1	21.4	21.2	22.2	16.4	23.4	21.8	19.4	21.0	21.5	16.6	18.9	24.4	21.2	22.3	15.1
1. Never	42.7	38.4	46.9	43.9	43.6	40.0	44.7	39.3	49.1	43.5	40.9	59.8	35.1	34.1	19.9	19.2
<i>Item 5960 Subject C07</i>	<i>N</i> 2307	1102	1102	1554	281	426	604	827	450	1720	461	987	584	229	400	59
A02P: Go to parties or other social affairs																
5. Almost everyday	4.7	6.3	2.8	4.5	2.2	5.7	3.6	3.7	7.2	3.8	7.9	1.8	3.8	5.9	11.1	12.0
4. At least once a week	33.6	39.8	28.4	37.6	17.2	34.3	35.6	30.4	36.1	34.3	33.5	21.7	37.9	40.0	49.3	62.0
3. Once or twice a month	35.2	31.1	39.6	34.4	40.9	36.7	34.9	35.0	34.6	35.6	32.3	40.0	36.6	34.7	25.7	20.2
2. A few times a year	21.4	19.0	23.6	19.2	30.6	19.6	20.2	25.1	18.0	21.8	20.1	30.1	17.3	16.8	11.3	1.0
1. Never	5.1	3.8	5.6	4.3	9.1	3.8	5.7	5.8	4.2	4.6	6.1	6.4	4.4	2.6	2.6	4.7
<i>Item 5970 Subject C07</i>	<i>N</i> 2312	1108	1102	1561	280	426	606	829	450	1726	460	989	585	229	402	59
A02Q: Go to video arcades																
5. Almost everyday	1.1	1.8	0.2	0.6	0.4	0.7	1.4	0.8	1.5	0.9	1.6	0.7	0.6	1.8	0.5	6.6
4. At least once a week	3.1	4.0	1.3	1.9	5.7	2.2	3.2	2.9	3.8	2.5	3.9	2.6	3.3	3.0	3.8	2.8
3. Once or twice a month	12.1	17.4	6.8	10.2	19.9	9.2	8.3	13.3	17.7	11.5	13.7	10.7	12.9	9.1	15.3	18.4
2. A few times a year	30.9	36.8	24.8	29.8	33.3	33.7	30.1	30.4	30.1	30.5	32.4	31.4	30.2	36.0	29.2	22.6
1. Never	52.9	40.0	67.0	57.5	40.7	54.2	57.0	52.6	46.9	54.6	48.4	54.4	53.0	50.2	51.2	49.6
<i>Item 29620 Subject C07</i>	<i>N</i> 2311	1108	1101	1562	280	423	608	830	449	1726	461	987	586	228	404	59
A03: How much do you agree or disagree with each of the following statements?																
A03A: In the United States, we put too much emphasis on making profits and not enough on human well-being																
1. Disagree	4.6	6.8	1.8	4.5	3.3	8.9	3.8	3.9	2.9	4.3	5.1	4.2	4.2	3.2	5.2	10.7
2. Mostly disagree	7.2	8.4	5.7	7.9	4.9	6.8	8.2	7.7	5.4	7.9	5.6	6.2	6.6	8.6	8.8	10.7
3. Neither	20.3	22.2	18.2	21.5	15.0	18.0	22.6	18.6	22.5	19.0	24.5	21.2	21.0	18.0	18.9	17.8
4. Mostly agree	43.6	41.8	46.9	45.1	40.9	45.0	44.6	41.8	44.4	44.8	41.1	45.2	44.1	46.0	40.0	40.8
5. Agree	24.3	20.8	27.4	21.0	35.9	21.4	20.8	28.1	24.8	24.0	23.7	23.1	24.1	24.2	27.1	20.0
<i>Item 5990 Subject F03, O03</i>	<i>N</i> 2301	1101	1098	1553	280	418	608	826	449	1721	458	984	586	227	397	59
A03B: People are too much concerned with material things these days																
1. Disagree	2.2	3.0	1.5	2.0	1.7	2.6	2.5	2.3	1.4	1.4	4.6	2.2	1.9	0.2	2.0	9.7
2. Mostly disagree	4.2	5.2	3.0	5.2	1.2	6.4	4.9	3.3	2.9	4.5	2.6	3.6	4.9	3.8	5.2	5.5
3. Neither	9.5	13.4	5.2	10.9	2.7	12.5	10.3	7.4	9.6	8.4	12.6	9.0	8.4	10.1	10.7	10.1
4. Mostly agree	36.9	37.4	36.7	39.3	31.3	36.1	40.6	35.3	35.9	38.2	34.5	38.5	37.9	41.0	32.8	26.4
5. Agree	47.1	40.9	53.7	42.6	63.1	42.4	41.6	51.7	50.3	47.5	45.7	46.7	46.9	44.9	49.4	48.3
<i>Item 6000 Subject F02</i>	<i>N</i> 2310	1106	1103	1559	281	422	608	829	450	1727	459	988	584	228	403	59
A03C: Since it helps the economy to grow, people should be encouraged to buy more																
1. Disagree	13.1	11.3	14.2	11.1	21.6	12.8	10.4	13.7	15.8	11.6	15.4	11.3	15.4	10.3	13.0	13.3
2. Mostly disagree	20.2	16.4	24.1	22.0	12.1	22.5	22.7	16.2	21.8	21.3	16.9	19.7	21.3	23.2	20.4	10.6
3. Neither	40.9	38.9	43.5	41.5	39.5	37.0	41.6	43.6	38.5	41.1	42.4	44.5	37.6	39.9	39.5	36.0
4. Mostly agree	18.1	22.4	13.7	18.7	19.0	19.7	17.2	18.4	17.4	18.8	15.9	17.2	19.8	20.5	16.1	23.5
5. Agree	7.7	11.0	4.5	6.7	7.9	8.0	8.0	8.1	6.4	7.3	9.4	7.2	5.9	6.1	11.0	16.6
<i>Item 6010 Subject F02</i>	<i>N</i> 2301	1105	1097	1554	279	424	607	823	447	1722	457	986	582	227	400	59
A03D: There is nothing wrong with advertising that gets people to buy things they don't really need																
1. Disagree	20.0	16.5	23.5	18.5	26.2	20.9	18.4	21.6	18.7	19.7	20.8	21.5	16.9	18.4	21.7	14.5
2. Mostly disagree	21.7	19.3	24.7	25.0	12.1	20.5	25.8	19.7	21.2	24.5	14.2	24.5	20.5	23.7	17.7	15.7
3. Neither	22.2	20.9	22.7	22.3	16.6	20.2	20.6	24.4	22.2	21.1	25.8	22.5	21.1	19.2	22.6	30.3
4. Mostly agree	20.3	22.2	18.8	20.2	24.2	21.7	18.4	19.8	22.8	20.7	18.9	19.2	24.3	23.2	17.8	13.9
5. Agree	15.7	21.0	10.4	14.0	21.0	16.7	16.8	14.6	15.1	14.0	20.3	12.4	17.2	15.5	20.3	25.5
<i>Item 6020 Subject F02</i>	<i>N</i> 2304	1107	1097	1559	277	425	608	824	448	1721	460	984	583	228	402	59

QUESTIONNAIRE FORM 2 1999	TOTAL	SEX		RACE		REGION				COLLEGE PLANS?		ILLICIT DRUG USE: LIFETIME				
		M	F	White	Black	NE	NC	S	W	Yes	No	None	Mari- juana Only	Few Pills	More Pills	Any Her- oin
<i>N (Weighted No. of Cases):</i>	2322	1111	1106	1564	282	427	609	835	451	1730	461	992	586	229	404	59
<i>% of Weighted Total:</i>	100.0	47.8	47.6	67.4	12.1	18.4	26.2	36.0	19.4	74.5	19.9	42.7	25.2	9.9	17.4	2.5
A03E: There will probably be more shortages in the future, so Americans will have to learn how to be happy with fewer "things"																
1. Disagree	10.8	13.0	8.1	10.8	12.9	13.4	11.2	10.3	8.5	10.9	10.2	10.8	12.3	11.3	8.2	9.9
2. Mostly disagree	12.4	13.0	12.0	13.7	10.1	17.2	12.3	11.3	9.9	12.6	12.4	11.3	16.1	8.3	12.2	16.6
3. Neither	26.3	25.6	27.5	27.1	19.6	29.3	28.0	22.4	28.4	27.0	23.2	27.4	22.8	26.2	27.7	27.4
4. Mostly agree	27.0	25.8	28.1	27.8	26.7	22.5	29.5	26.7	28.2	27.4	26.8	26.3	26.5	34.0	26.3	21.6
5. Agree	23.6	22.5	24.3	20.6	30.7	17.5	19.0	29.3	24.9	22.0	27.5	24.2	22.4	20.2	25.6	24.5
<i>Item 6030 Subject F02</i>	<i>N</i> 2308	<i>1107</i>	<i>1099</i>	<i>1559</i>	<i>279</i>	<i>425</i>	<i>608</i>	<i>827</i>	<i>448</i>	<i>1725</i>	<i>460</i>	<i>988</i>	<i>584</i>	<i>227</i>	<i>401</i>	<i>59</i>
A04: The next questions ask for your opinions on the effects of using certain drugs and other substances. How much do you think people risk harming themselves (physically or in other ways), if they . . .																
A04A: Smoke one or more packs of cigarettes per day																
1. No risk	2.4	2.5	1.7	1.5	6.7	2.4	2.3	3.3	1.2	1.4	4.9	2.1	2.3	0.9	3.0	3.8
2. Slight risk	4.3	5.4	2.9	4.6	3.9	4.3	4.9	5.6	1.4	3.7	5.7	2.8	3.8	4.9	7.3	10.0
3. Moderate risk	19.8	22.8	16.9	22.4	9.6	18.6	23.7	18.8	17.4	18.7	23.7	15.4	19.4	21.2	30.1	25.0
4. Great risk	71.6	67.1	77.4	70.5	76.3	72.8	67.9	70.0	78.3	74.5	63.8	77.3	73.4	71.3	58.2	60.1
5. Can't say, drug unfamiliar	1.9	2.1	1.0	1.0	3.4	2.0	1.2	2.4	1.8	1.7	1.9	2.4	1.1	1.7	1.4	1.0
<i>Item 12360 Subject A14a</i>	<i>N</i> 2311	<i>1106</i>	<i>1103</i>	<i>1560</i>	<i>282</i>	<i>424</i>	<i>607</i>	<i>830</i>	<i>450</i>	<i>1725</i>	<i>461</i>	<i>988</i>	<i>585</i>	<i>229</i>	<i>403</i>	<i>59</i>
A04B: Try marijuana once or twice																
1. No risk	37.1	44.9	29.0	39.7	25.7	42.0	37.7	30.3	44.1	35.2	42.2	14.7	49.1	48.9	65.2	56.5
2. Slight risk	32.4	29.0	36.2	33.7	30.9	34.3	34.4	33.8	25.3	34.9	24.3	36.1	34.4	31.8	22.7	27.7
3. Moderate risk	14.9	10.9	19.5	14.3	14.9	11.6	13.5	15.7	18.2	15.3	13.6	22.3	9.7	13.5	5.1	14.1
4. Great risk	12.6	12.0	12.7	10.0	24.1	8.3	12.9	16.0	10.0	11.7	15.8	21.3	5.7	5.0	5.9	1.7
5. Can't say, drug unfamiliar	3.1	3.2	2.6	2.4	4.5	3.9	1.4	4.2	2.5	2.8	4.1	5.6	1.1	0.8	1.1	-
<i>Item 12370 Subject A14a</i>	<i>N</i> 2308	<i>1106</i>	<i>1102</i>	<i>1560</i>	<i>280</i>	<i>422</i>	<i>608</i>	<i>828</i>	<i>450</i>	<i>1723</i>	<i>460</i>	<i>988</i>	<i>584</i>	<i>229</i>	<i>402</i>	<i>58</i>
A04C: Smoke marijuana occasionally																
1. No risk	14.3	17.5	10.0	13.5	14.4	17.4	13.5	13.0	14.9	12.4	18.9	3.2	16.3	18.0	32.3	38.4
2. Slight risk	26.7	30.0	24.1	29.5	19.9	26.4	30.1	22.4	30.7	26.0	29.9	14.5	33.6	38.8	39.9	26.5
3. Moderate risk	32.7	28.5	37.9	34.5	28.7	35.4	33.1	33.7	27.9	35.5	23.3	40.1	34.5	27.4	17.4	30.9
4. Great risk	22.9	20.7	25.1	20.1	31.6	16.7	21.8	26.3	23.9	23.0	23.6	36.2	14.2	15.0	9.3	4.1
5. Can't say, drug unfamiliar	3.3	3.4	2.8	2.4	5.4	4.2	1.6	4.6	2.7	3.1	4.2	6.1	1.4	0.8	1.1	-
<i>Item 12380 Subject A14a</i>	<i>N</i> 2300	<i>1103</i>	<i>1098</i>	<i>1555</i>	<i>279</i>	<i>424</i>	<i>604</i>	<i>825</i>	<i>448</i>	<i>1723</i>	<i>455</i>	<i>982</i>	<i>585</i>	<i>227</i>	<i>402</i>	<i>58</i>
A04D: Smoke marijuana regularly																
1. No risk	6.0	7.6	3.7	4.5	9.8	6.1	4.5	6.6	6.8	4.5	10.7	2.5	4.8	5.7	13.9	15.6
2. Slight risk	9.7	11.7	7.3	10.3	4.3	12.0	10.1	6.7	12.6	9.1	11.2	1.5	11.3	14.7	23.1	21.5
3. Moderate risk	21.5	24.9	18.3	23.3	16.7	22.9	21.7	19.4	23.7	20.9	23.5	10.2	29.0	29.2	32.6	31.5
4. Great risk	59.5	52.6	67.7	59.7	63.5	55.1	62.1	62.6	54.4	62.4	50.3	79.8	53.5	49.6	29.3	31.4
5. Can't say, drug unfamiliar	3.3	3.2	2.9	2.2	5.7	3.9	1.6	4.7	2.5	3.0	4.3	6.0	1.4	0.8	1.1	-
<i>Item 12390 Subject A14a</i>	<i>N</i> 2298	<i>1099</i>	<i>1098</i>	<i>1554</i>	<i>279</i>	<i>422</i>	<i>607</i>	<i>821</i>	<i>447</i>	<i>1716</i>	<i>458</i>	<i>984</i>	<i>578</i>	<i>229</i>	<i>403</i>	<i>58</i>
A04E: Try one or two drinks of an alcoholic beverage (beer, wine, liquor)																
1. No risk	44.3	48.3	39.4	47.8	25.3	50.8	44.8	38.2	48.7	43.3	46.2	31.3	49.9	52.5	60.4	64.5
2. Slight risk	36.1	34.1	39.5	37.1	36.8	35.3	37.7	37.7	31.5	37.3	32.3	41.5	34.3	34.8	29.4	22.5
3. Moderate risk	11.4	9.0	13.8	9.8	17.7	9.2	11.6	12.3	11.7	11.9	11.4	14.8	10.9	8.9	5.9	7.4
4. Great risk	6.6	6.9	6.2	4.3	16.7	3.4	4.7	9.2	7.2	6.0	8.3	10.0	4.2	3.3	2.8	5.5
5. Can't say, drug unfamiliar	1.6	1.7	1.0	1.0	3.4	1.2	1.2	2.6	0.8	1.6	1.8	2.4	0.7	0.4	1.4	-
<i>Item 12510 Subject A14a</i>	<i>N</i> 2305	<i>1105</i>	<i>1099</i>	<i>1557</i>	<i>281</i>	<i>422</i>	<i>608</i>	<i>826</i>	<i>448</i>	<i>1721</i>	<i>460</i>	<i>984</i>	<i>585</i>	<i>229</i>	<i>402</i>	<i>58</i>
A04F: Take one or two drinks nearly every day																
1. No risk	9.6	12.8	5.3	8.4	10.2	10.2	9.2	9.6	9.5	6.8	18.3	4.1	9.6	10.1	20.2	20.1
2. Slight risk	21.5	24.7	18.0	23.4	14.9	21.4	23.5	20.4	20.8	21.1	22.2	16.5	23.1	27.5	28.1	17.4
3. Moderate risk	36.2	35.6	37.9	37.8	29.0	39.7	35.2	35.5	35.4	37.7	30.5	37.1	34.8	39.3	35.2	43.1
4. Great risk	31.2	25.5	37.5	29.6	42.2	27.7	31.0	32.1	33.0	32.9	27.3	39.7	31.8	23.1	15.5	19.4
5. Can't say, drug unfamiliar	1.6	1.3	1.3	0.8	3.6	1.0	1.1	2.4	1.3	1.5	1.6	2.6	0.7	-	1.0	-
<i>Item 12520 Subject A14a</i>	<i>N</i> 2310	<i>1107</i>	<i>1103</i>	<i>1562</i>	<i>282</i>	<i>423</i>	<i>608</i>	<i>829</i>	<i>450</i>	<i>1726</i>	<i>460</i>	<i>988</i>	<i>586</i>	<i>229</i>	<i>403</i>	<i>58</i>

QUESTIONNAIRE FORM 2 1999	TOTAL	SEX		RACE		REGION				COLLEGE PLANS?		ILLICIT DRUG USE: LIFETIME					
		M	F	White	Black	NE	NC	S	W	Yes	No	None	Mari- juana Only	Few Pills	More Pills	Any Her- oin	
<i>N (Weighted No. of Cases):</i>	2322	1111	1106	1564	282	427	609	835	451	1730	461	992	586	229	404	59	
<i>% of Weighted Total:</i>	100.0	47.8	47.6	67.4	12.1	18.4	26.2	36.0	19.4	74.5	19.9	42.7	25.2	9.9	17.4	2.5	
A04G: Take four or five drinks nearly every day																	
1. No risk	4.1	4.5	2.8	2.7	7.6	3.1	4.3	4.7	3.8	2.5	8.5	2.4	3.9	3.4	7.3	9.1	
2. Slight risk	5.5	8.0	3.0	5.9	1.8	5.1	4.2	5.8	7.3	4.1	10.7	1.9	5.6	5.9	14.5	6.3	
3. Moderate risk	18.0	21.0	14.8	20.1	8.5	17.5	22.1	16.4	15.8	17.5	20.1	12.1	18.4	26.9	25.1	30.2	
4. Great risk	70.6	64.8	77.8	70.5	77.3	73.1	67.9	70.5	71.8	74.2	58.6	81.0	70.9	63.3	52.2	54.5	
5. Can't say, drug unfamiliar	1.8	1.7	1.5	0.9	4.8	1.3	1.5	2.7	1.2	1.7	2.2	2.6	1.3	0.4	1.0	-	
<i>Item 12530 Subject A14a</i>	<i>N</i>	<i>2307</i>	<i>1106</i>	<i>1101</i>	<i>1560</i>	<i>280</i>	<i>423</i>	<i>608</i>	<i>827</i>	<i>449</i>	<i>1724</i>	<i>459</i>	<i>986</i>	<i>586</i>	<i>229</i>	<i>403</i>	<i>58</i>
A04H: Have five or more drinks once or twice each weekend																	
1. No risk	8.6	11.0	5.3	8.2	8.0	10.2	8.6	8.3	7.7	6.5	15.5	3.3	7.9	10.2	19.9	14.9	
2. Slight risk	15.2	18.2	11.9	16.1	8.4	16.8	14.5	14.9	14.8	14.8	15.9	8.2	17.6	16.4	25.5	34.0	
3. Moderate risk	26.6	26.2	28.2	28.1	24.2	33.8	25.1	23.5	27.6	27.8	22.8	24.2	29.6	27.8	27.4	31.7	
4. Great risk	47.6	42.3	53.3	46.5	54.8	37.8	50.3	50.3	48.3	48.8	44.2	61.5	43.5	44.3	25.8	19.4	
5. Can't say, drug unfamiliar	2.0	2.2	1.3	1.1	4.6	1.3	1.5	3.0	1.6	2.0	1.6	2.8	1.4	1.3	1.3	-	
<i>Item 12540 Subject A14a</i>	<i>N</i>	<i>2310</i>	<i>1107</i>	<i>1102</i>	<i>1562</i>	<i>281</i>	<i>423</i>	<i>608</i>	<i>829</i>	<i>449</i>	<i>1726</i>	<i>460</i>	<i>988</i>	<i>584</i>	<i>229</i>	<i>403</i>	<i>58</i>
A05: Do you think that you would prefer having a mate for most of your life, or would you prefer not having a mate?																	
5. Definitely prefer to have a mate	64.1	64.5	64.3	67.7	55.4	65.0	62.3	65.3	63.4	65.0	61.9	66.7	64.8	58.7	60.1	60.5	
4. Probably prefer to have a mate	22.4	21.8	23.4	22.1	24.7	21.4	24.7	22.5	20.2	22.9	19.6	22.5	22.2	30.1	21.5	10.8	
3. Not sure	10.7	11.2	9.2	8.8	14.4	12.0	10.7	9.8	11.3	9.7	13.7	8.2	11.0	8.4	14.4	24.4	
2. Probably prefer not to have a mate	1.9	1.5	2.5	1.0	4.1	1.1	1.3	1.7	4.1	1.7	3.4	1.6	1.4	2.3	3.3	4.3	
1. Definitely prefer not to have a mate	0.8	1.0	0.6	0.5	1.4	0.5	1.0	0.8	1.1	0.7	1.3	1.1	0.6	0.4	0.8	-	
<i>Item 6120 Subject D01</i>	<i>N</i>	<i>2312</i>	<i>1109</i>	<i>1103</i>	<i>1562</i>	<i>282</i>	<i>426</i>	<i>608</i>	<i>829</i>	<i>449</i>	<i>1728</i>	<i>461</i>	<i>990</i>	<i>586</i>	<i>228</i>	<i>403</i>	<i>59</i>
A06: Which do you think you are most likely to choose in the long run?																	
3. Getting married	80.8	79.2	83.7	85.2	71.1	80.6	82.7	79.7	80.5	83.9	71.4	84.5	80.3	79.2	77.0	72.9	
2. I have no idea	15.1	16.9	12.2	12.4	21.4	15.6	13.8	16.2	14.1	12.9	21.0	13.0	15.2	17.1	17.4	9.5	
1. Not getting married	3.8	3.6	4.0	2.3	7.5	3.3	3.2	3.8	5.1	3.0	6.9	2.3	4.4	3.7	5.1	14.5	
8. Am already married	0.3	0.3	0.2	0.2	-	0.6	0.3	0.3	0.2	0.2	0.6	0.2	-	-	0.5	3.1	
<i>Item 6130 Subject D01</i>	<i>N</i>	<i>2279</i>	<i>1089</i>	<i>1088</i>	<i>1544</i>	<i>277</i>	<i>422</i>	<i>600</i>	<i>820</i>	<i>437</i>	<i>1702</i>	<i>453</i>	<i>980</i>	<i>571</i>	<i>227</i>	<i>400</i>	<i>53</i>
A07: If you did get married (or are married) . . .																	
A07A: How likely do you think it is that you would stay married to the same person for life?																	
5. Very likely	62.4	61.3	64.2	65.8	51.7	60.2	64.7	63.6	59.2	66.0	52.3	72.0	54.4	56.7	54.8	50.2	
4. Fairly likely	21.8	23.3	20.0	21.6	25.3	22.0	22.0	20.9	23.0	20.4	26.1	16.5	28.7	23.5	25.7	17.0	
3. Uncertain	13.1	13.1	12.8	10.7	19.2	15.6	9.7	13.4	14.7	11.4	16.9	10.1	13.0	16.9	16.2	23.8	
2. Fairly unlikely	1.5	1.2	1.8	1.0	2.1	1.5	1.8	1.2	1.7	1.4	2.0	0.7	2.5	2.0	2.1	1.5	
1. Very unlikely	1.2	1.2	1.1	0.8	1.7	0.7	1.8	0.9	1.3	0.7	2.7	0.7	1.4	1.0	1.3	7.5	
<i>Item 6140 Subject D01</i>	<i>N</i>	<i>2193</i>	<i>1046</i>	<i>1049</i>	<i>1486</i>	<i>269</i>	<i>395</i>	<i>577</i>	<i>806</i>	<i>415</i>	<i>1642</i>	<i>437</i>	<i>948</i>	<i>547</i>	<i>216</i>	<i>383</i>	<i>56</i>
A07B: How likely is it that you would want to have children?																	
5. Very likely	61.9	62.7	62.8	63.7	55.2	65.8	61.7	59.5	63.1	65.6	49.4	61.7	64.2	62.7	61.9	52.1	
4. Fairly likely	17.8	19.4	15.5	17.8	18.2	18.1	17.5	16.6	20.1	16.8	21.8	18.4	17.3	19.7	16.2	19.2	
3. Uncertain	11.3	11.8	10.2	10.5	11.7	9.1	13.1	12.2	9.1	9.8	15.4	11.8	9.1	7.3	13.3	16.9	
2. Fairly unlikely	3.2	2.1	3.9	3.2	3.7	2.8	2.3	4.6	2.0	3.0	4.1	3.6	1.9	4.2	3.1	6.6	
1. Very unlikely	3.6	2.4	5.0	3.4	5.6	2.2	4.0	3.9	4.0	3.3	5.3	3.2	4.0	4.0	3.9	0.9	
8. Already have child(ren)	2.2	1.5	2.7	1.4	5.5	1.9	1.5	3.2	1.6	1.6	4.0	1.4	3.5	2.0	1.7	4.3	
<i>Item 6150 Subject D02</i>	<i>N</i>	<i>2204</i>	<i>1049</i>	<i>1055</i>	<i>1495</i>	<i>269</i>	<i>398</i>	<i>578</i>	<i>810</i>	<i>418</i>	<i>1648</i>	<i>440</i>	<i>954</i>	<i>553</i>	<i>217</i>	<i>382</i>	<i>54</i>
The questions in the next column ask you to imagine different kinds of married life that you might have. We want you to think about different ways you might share responsibilities for working, taking care of the home, and taking care of the children. Please indicate how acceptable for you each of the different arrangements would be.																	

QUESTIONNAIRE FORM 2 1999	TOTAL	SEX		RACE		REGION				COLLEGE PLANS?		ILLICIT DRUG USE: LIFETIME				
		M	F	White	Black	NE	NC	S	W	Yes	No	None	Mari- juana Only	Few Pills	More Pills	Any Her- oin
<i>N (Weighted No. of Cases):</i>	2322	1111	1106	1564	282	427	609	835	451	1730	461	992	586	229	404	59
<i>% of Weighted Total:</i>	100.0	47.8	47.6	67.4	12.1	18.4	26.2	36.0	19.4	74.5	19.9	42.7	25.2	9.9	17.4	2.5
A08: Imagine you are married and have no children.																
How would you feel about each of the following work arrangements?																
A08A: Husband works full-time, wife doesn't work																
1. Not at all acceptable	33.7	22.4	44.9	30.4	50.1	39.3	32.4	34.0	29.7	33.6	34.3	33.1	34.7	36.9	32.9	23.3
2. Somewhat acceptable	34.7	32.7	37.2	35.7	28.7	31.2	34.3	36.3	35.8	35.3	32.3	33.6	37.6	38.0	33.0	36.1
3. Acceptable	25.7	36.9	14.1	28.4	14.1	25.1	27.8	23.7	27.3	26.2	24.2	28.4	21.3	20.6	26.7	36.0
4. Desirable	5.8	7.9	3.8	5.4	7.1	4.3	5.5	6.1	7.2	4.9	9.2	4.9	6.4	4.5	7.3	4.6
<i>Item 6160 Subject C05, D04</i>	<i>N 2307</i>	<i>1109</i>	<i>1103</i>	<i>1561</i>	<i>280</i>	<i>422</i>	<i>606</i>	<i>829</i>	<i>449</i>	<i>1725</i>	<i>461</i>	<i>990</i>	<i>586</i>	<i>229</i>	<i>400</i>	<i>59</i>
A08B: Husband works full-time, wife works about half-time																
1. Not at all acceptable	6.2	3.4	8.0	4.7	12.3	7.0	6.1	6.1	5.7	5.3	8.9	6.8	7.1	2.7	5.3	7.3
2. Somewhat acceptable	29.0	21.8	36.2	26.5	34.9	31.0	28.4	30.1	26.1	29.3	28.4	28.7	31.1	30.2	25.3	33.2
3. Acceptable	53.7	61.3	46.9	57.4	44.4	51.0	54.9	53.9	54.3	54.0	54.0	54.4	51.8	59.8	54.0	36.9
4. Desirable	11.1	13.4	8.9	11.4	8.4	11.0	10.5	10.0	13.9	11.4	8.7	10.1	10.1	7.3	15.3	22.6
<i>Item 6170 Subject C05, D04</i>	<i>N 2306</i>	<i>1108</i>	<i>1102</i>	<i>1561</i>	<i>279</i>	<i>422</i>	<i>606</i>	<i>829</i>	<i>449</i>	<i>1724</i>	<i>461</i>	<i>990</i>	<i>584</i>	<i>229</i>	<i>400</i>	<i>59</i>
A08C: Both work full-time																
1. Not at all acceptable	7.8	9.4	6.0	5.9	12.0	4.7	6.4	9.5	9.3	6.1	11.7	7.4	8.2	6.2	8.2	11.7
2. Somewhat acceptable	13.3	16.1	10.4	12.8	12.5	11.6	13.5	14.3	13.0	12.8	15.6	13.3	14.6	10.5	13.3	14.5
3. Acceptable	49.6	46.0	52.4	50.5	48.0	54.4	49.9	48.6	46.8	51.2	45.3	51.2	48.3	51.0	45.8	49.5
4. Desirable	29.2	28.5	31.2	30.8	27.5	29.3	30.2	27.6	30.8	29.9	27.3	28.2	28.9	32.3	32.6	24.3
<i>Item 6180 Subject C05, D04</i>	<i>N 2296</i>	<i>1100</i>	<i>1103</i>	<i>1554</i>	<i>279</i>	<i>422</i>	<i>600</i>	<i>828</i>	<i>446</i>	<i>1718</i>	<i>460</i>	<i>985</i>	<i>583</i>	<i>228</i>	<i>401</i>	<i>57</i>
A08D: Both work about half-time																
1. Not at all acceptable	28.2	28.2	27.6	27.5	34.7	24.7	30.3	30.5	24.5	26.9	30.5	26.4	30.6	29.0	28.9	24.5
2. Somewhat acceptable	34.1	37.2	31.1	34.5	31.5	34.2	31.9	36.2	33.3	34.3	35.0	35.8	32.3	34.9	34.9	15.9
3. Acceptable	27.4	26.3	28.8	27.7	25.4	29.1	27.7	24.4	30.8	28.8	23.1	27.7	28.1	26.8	24.6	43.2
4. Desirable	10.3	8.3	12.5	10.3	8.3	12.0	10.1	8.9	11.4	10.1	11.4	10.1	9.0	9.3	11.5	16.4
<i>Item 6190 Subject C05, D04</i>	<i>N 2279</i>	<i>1103</i>	<i>1080</i>	<i>1548</i>	<i>271</i>	<i>422</i>	<i>600</i>	<i>814</i>	<i>444</i>	<i>1706</i>	<i>454</i>	<i>980</i>	<i>577</i>	<i>226</i>	<i>396</i>	<i>58</i>
A08E: Husband works about half-time, wife works full-time																
1. Not at all acceptable	37.1	41.1	32.7	33.4	49.9	30.9	33.6	42.5	37.9	33.3	49.7	35.7	40.2	30.8	37.9	31.9
2. Somewhat acceptable	34.1	29.7	38.7	35.3	32.7	36.3	35.4	34.5	29.3	35.6	28.4	36.5	32.5	39.4	30.5	27.6
3. Acceptable	24.5	24.0	25.0	26.9	13.9	28.9	26.9	19.7	26.0	27.0	16.9	24.4	24.2	24.3	25.1	33.0
4. Desirable	4.3	5.2	3.6	4.4	3.5	3.9	4.0	3.3	6.7	4.1	5.1	3.3	3.1	5.5	6.5	7.5
<i>Item 6200 Subject C05, D04</i>	<i>N 2297</i>	<i>1106</i>	<i>1097</i>	<i>1554</i>	<i>279</i>	<i>420</i>	<i>605</i>	<i>824</i>	<i>448</i>	<i>1717</i>	<i>461</i>	<i>985</i>	<i>585</i>	<i>229</i>	<i>398</i>	<i>59</i>
A08F: Husband doesn't work, wife works full-time																
1. Not at all acceptable	73.7	71.5	76.4	70.5	88.2	69.0	72.0	77.9	72.8	72.6	76.7	73.5	76.0	73.5	71.1	65.8
2. Somewhat acceptable	14.2	12.9	15.8	16.2	5.8	15.1	17.6	12.1	12.8	14.9	11.8	14.5	15.5	14.1	12.7	13.6
3. Acceptable	8.1	9.6	6.1	9.4	4.1	10.7	7.5	7.0	8.5	9.0	5.4	8.4	7.0	7.0	9.6	10.9
4. Desirable	4.0	6.0	1.7	3.9	1.9	5.2	2.9	3.0	5.9	3.6	6.1	3.6	1.5	5.3	6.6	9.7
<i>Item 6210 Subject C05, D04</i>	<i>N 2299</i>	<i>1108</i>	<i>1099</i>	<i>1556</i>	<i>280</i>	<i>422</i>	<i>606</i>	<i>824</i>	<i>447</i>	<i>1720</i>	<i>461</i>	<i>986</i>	<i>586</i>	<i>228</i>	<i>399</i>	<i>59</i>
A09: Imagine you are married and have one or more pre-school children. How would you feel about each of the following working arrangements?																
A09A: Husband works full-time, wife doesn't work																
1. Not at all acceptable	14.3	10.6	17.1	11.3	25.8	13.7	11.9	16.8	13.5	12.8	18.3	13.3	13.9	20.4	13.1	9.2
2. Somewhat acceptable	23.2	17.4	28.3	20.6	30.1	27.5	22.0	24.7	18.0	22.4	25.2	22.2	24.9	24.9	22.7	20.9
3. Acceptable	37.0	41.0	33.9	39.0	29.2	35.4	39.9	36.9	35.0	38.1	33.7	37.7	37.4	29.8	39.5	34.7
4. Desirable	25.5	31.0	20.7	29.2	14.9	23.4	26.2	21.6	33.6	26.7	22.8	26.8	23.8	24.9	24.6	35.1
<i>Item 6220 Subject C05, D04</i>	<i>N 2300</i>	<i>1108</i>	<i>1100</i>	<i>1557</i>	<i>279</i>	<i>421</i>	<i>605</i>	<i>825</i>	<i>449</i>	<i>1721</i>	<i>461</i>	<i>988</i>	<i>586</i>	<i>229</i>	<i>398</i>	<i>58</i>

QUESTIONNAIRE FORM 2 1999	TOTAL	SEX		RACE		REGION				COLLEGE PLANS?		ILLICIT DRUG USE: LIFETIME				
		M	F	White	Black	NE	NC	S	W	Yes	No	None	Mari- juana Only	Few Pills	More Pills	Any Her- oin
<i>N (Weighted No. of Cases):</i>	2322	1111	1106	1564	282	427	609	835	451	1730	461	992	586	229	404	59
<i>% of Weighted Total:</i>	100.0	47.8	47.6	67.4	12.1	18.4	26.2	36.0	19.4	74.5	19.9	42.7	25.2	9.9	17.4	2.5
A09B: Husband works full-time, wife works about half-time																
1. Not at all acceptable	6.0	6.0	5.1	5.5	8.3	5.2	5.3	7.7	4.6	4.9	9.4	5.1	7.0	5.7	6.4	2.9
2. Somewhat acceptable	23.8	24.3	23.3	22.8	24.7	19.7	24.9	25.0	24.2	22.6	28.5	24.9	23.0	22.9	22.3	28.0
3. Acceptable	55.3	55.2	55.9	56.2	58.8	60.0	53.6	55.0	53.5	56.6	51.0	53.5	58.3	59.7	54.1	52.9
4. Desirable	14.9	14.5	15.7	15.5	8.2	15.0	16.1	12.3	17.7	15.9	11.0	16.5	11.7	11.8	17.1	16.1
<i>Item 6230 Subject C05, D04</i>	<i>N</i> 2302	<i>1107</i>	<i>1102</i>	<i>1559</i>	<i>280</i>	<i>422</i>	<i>603</i>	<i>828</i>	<i>448</i>	<i>1723</i>	<i>461</i>	<i>990</i>	<i>586</i>	<i>229</i>	<i>399</i>	<i>58</i>
A09C: Both work full-time																
1. Not at all acceptable	41.5	45.0	38.5	42.1	33.3	37.2	39.8	39.8	50.7	41.1	41.7	43.2	39.2	41.5	42.0	36.2
2. Somewhat acceptable	27.4	26.3	28.5	27.4	25.3	31.5	27.6	25.8	26.0	29.6	21.2	26.8	28.9	26.7	27.9	29.3
3. Acceptable	21.8	18.6	24.5	21.8	27.8	23.6	22.5	24.0	15.0	21.2	23.4	20.9	22.7	20.8	22.0	25.1
4. Desirable	9.4	10.1	8.5	8.8	13.6	7.7	10.1	10.4	8.2	8.0	13.7	9.1	9.1	11.1	8.2	9.4
<i>Item 6240 Subject C05, D04</i>	<i>N</i> 2296	<i>1105</i>	<i>1098</i>	<i>1556</i>	<i>279</i>	<i>421</i>	<i>603</i>	<i>825</i>	<i>447</i>	<i>1719</i>	<i>459</i>	<i>987</i>	<i>584</i>	<i>229</i>	<i>398</i>	<i>58</i>
A09D: Both work about half-time																
1. Not at all acceptable	29.8	30.6	28.0	28.2	36.5	24.2	30.4	33.2	27.9	27.5	37.1	28.7	27.8	31.2	33.4	29.3
2. Somewhat acceptable	34.0	35.0	33.0	35.3	33.9	34.2	33.1	36.1	31.3	34.5	33.0	34.4	36.9	33.6	30.7	29.6
3. Acceptable	28.3	27.5	29.9	28.9	23.8	32.1	29.3	24.6	30.3	30.0	22.4	28.6	27.8	28.0	28.3	35.5
4. Desirable	7.9	7.0	9.1	7.5	5.8	9.5	7.1	6.1	10.5	8.0	7.4	8.3	7.6	7.2	7.7	5.6
<i>Item 6250 Subject C05, D04</i>	<i>N</i> 2288	<i>1100</i>	<i>1095</i>	<i>1551</i>	<i>276</i>	<i>418</i>	<i>604</i>	<i>818</i>	<i>448</i>	<i>1715</i>	<i>456</i>	<i>981</i>	<i>585</i>	<i>229</i>	<i>395</i>	<i>58</i>
A09E: Husband works about half-time, wife works full-time																
1. Not at all acceptable	38.5	40.5	36.1	35.8	45.9	32.7	33.8	45.0	37.9	34.9	50.4	37.5	40.2	31.8	40.4	38.2
2. Somewhat acceptable	35.8	35.6	36.4	36.8	36.1	38.1	35.3	35.8	34.2	38.3	26.9	36.8	35.4	45.6	30.5	28.5
3. Acceptable	20.9	18.8	23.3	23.0	15.7	25.2	25.9	15.6	19.9	22.2	16.8	20.5	22.3	18.8	20.8	29.7
4. Desirable	4.9	5.1	4.2	4.4	2.4	3.9	4.9	3.5	8.0	4.5	5.8	5.3	2.1	3.9	8.3	3.6
<i>Item 6260 Subject C05, D04</i>	<i>N</i> 2301	<i>1107</i>	<i>1101</i>	<i>1559</i>	<i>278</i>	<i>421</i>	<i>603</i>	<i>828</i>	<i>449</i>	<i>1721</i>	<i>461</i>	<i>987</i>	<i>586</i>	<i>229</i>	<i>400</i>	<i>58</i>
A09F: Husband doesn't work, wife works full-time																
1. Not at all acceptable	60.7	59.7	61.7	56.2	77.6	56.2	54.9	68.3	58.7	57.7	70.0	59.7	65.0	58.7	60.0	42.1
2. Somewhat acceptable	18.2	16.5	19.6	20.4	12.1	17.6	24.4	15.6	15.0	19.7	12.6	19.7	17.4	18.7	15.5	20.3
3. Acceptable	13.7	14.8	13.2	15.7	6.4	16.4	14.2	11.8	14.2	14.4	12.1	13.5	13.0	14.8	13.1	24.5
4. Desirable	7.4	9.0	5.5	7.8	3.9	9.8	6.6	4.3	12.1	8.1	5.3	7.2	4.7	7.8	11.4	13.1
<i>Item 6270 Subject C05, D04</i>	<i>N</i> 2297	<i>1106</i>	<i>1099</i>	<i>1557</i>	<i>277</i>	<i>418</i>	<i>604</i>	<i>826</i>	<i>448</i>	<i>1718</i>	<i>461</i>	<i>985</i>	<i>585</i>	<i>229</i>	<i>399</i>	<i>58</i>
A10: Imagine you are married and have one or more pre-school children. Imagine also that the husband is working full-time and the wife does not have a job outside the home.																
How would you feel about each of these arrangements for the day-to-day care of the child(ren)?																
A10A: Wife does all child care																
1. Not at all acceptable	33.5	30.5	37.5	34.5	31.6	38.3	31.9	35.4	27.9	34.0	32.5	34.2	33.9	32.1	32.8	28.7
2. Somewhat acceptable	27.4	26.0	28.7	26.3	31.0	26.6	27.9	27.4	27.3	28.0	25.7	27.7	28.2	26.7	26.2	26.7
3. Acceptable	27.2	27.9	26.1	27.8	24.5	23.6	28.5	26.8	29.7	26.4	27.8	27.3	25.2	30.1	26.6	37.7
4. Desirable	11.9	15.6	7.7	11.5	12.9	11.5	11.7	10.5	15.1	11.5	14.0	10.8	12.7	11.0	14.4	6.9
<i>Item 6280 Subject D04</i>	<i>N</i> 2296	<i>1105</i>	<i>1102</i>	<i>1558</i>	<i>278</i>	<i>421</i>	<i>605</i>	<i>825</i>	<i>445</i>	<i>1721</i>	<i>460</i>	<i>989</i>	<i>585</i>	<i>226</i>	<i>401</i>	<i>58</i>
A10B: Wife does most of it																
1. Not at all acceptable	12.9	11.7	14.4	10.5	22.8	11.7	10.9	16.0	11.3	11.3	19.2	13.5	12.7	11.5	11.7	16.3
2. Somewhat acceptable	31.1	29.5	32.6	31.1	30.3	35.8	30.9	30.5	28.1	29.9	34.5	30.4	33.1	26.8	33.1	21.4
3. Acceptable	43.1	43.1	43.2	44.0	40.2	40.6	44.2	42.3	45.3	44.7	36.3	42.6	44.7	42.7	42.1	47.5
4. Desirable	12.9	15.7	9.8	14.4	6.7	11.9	14.0	11.2	15.3	14.1	10.0	13.4	9.5	19.0	13.2	14.8
<i>Item 6290 Subject D04</i>	<i>N</i> 2298	<i>1105</i>	<i>1104</i>	<i>1559</i>	<i>276</i>	<i>422</i>	<i>604</i>	<i>823</i>	<i>449</i>	<i>1722</i>	<i>460</i>	<i>989</i>	<i>584</i>	<i>227</i>	<i>402</i>	<i>59</i>

QUESTIONNAIRE FORM 2 1999	TOTAL	SEX		RACE		REGION				COLLEGE PLANS?		ILLICIT DRUG USE: LIFETIME				
		M	F	White	Black	NE	NC	S	W	Yes	No	None	Mari- juana Only	Few Pills	More Pills	Any Her- oin
<i>N (Weighted No. of Cases):</i>	2322	1111	1106	1564	282	427	609	835	451	1730	461	992	586	229	404	59
<i>% of Weighted Total:</i>	100.0	47.8	47.6	67.4	12.1	18.4	26.2	36.0	19.4	74.5	19.9	42.7	25.2	9.9	17.4	2.5
A10C: Both do it equally																
1. Not at all acceptable	4.2	5.3	2.4	3.6	3.5	5.5	3.3	4.0	4.4	4.2	3.9	3.2	4.0	5.5	6.3	2.0
2. Somewhat acceptable	13.0	14.9	10.8	12.4	12.4	13.5	12.6	12.6	13.8	13.6	10.7	12.8	10.0	14.7	15.4	20.9
3. Acceptable	39.0	40.0	37.9	38.6	46.4	35.8	42.7	39.1	36.7	36.4	46.4	37.5	41.5	40.7	39.1	26.3
4. Desirable	43.8	39.8	48.8	45.4	37.8	45.2	41.3	44.3	45.1	45.8	39.0	46.5	44.6	39.1	39.1	50.8
<i>Item 6300 Subject D04</i>	<i>N</i> 2296	<i>1104</i>	<i>1102</i>	<i>1556</i>	<i>279</i>	<i>422</i>	<i>604</i>	<i>824</i>	<i>447</i>	<i>1721</i>	<i>460</i>	<i>991</i>	<i>583</i>	<i>228</i>	<i>400</i>	<i>58</i>
A10D: Husband does most of it																
1. Not at all acceptable	40.7	39.4	41.9	38.0	46.7	40.7	37.7	41.5	43.2	40.0	43.8	41.4	36.7	42.6	44.6	33.0
2. Somewhat acceptable	40.9	41.5	40.0	43.1	34.9	42.0	43.2	41.1	36.1	41.3	38.7	40.8	45.0	37.6	39.1	34.7
3. Acceptable	16.3	17.2	15.7	17.2	14.3	14.6	17.3	15.6	17.7	16.7	14.5	15.8	16.2	16.8	14.7	30.2
4. Desirable	2.2	1.8	2.4	1.7	4.1	2.8	1.7	1.8	3.0	1.9	3.0	2.0	2.0	3.0	1.5	2.1
<i>Item 6310 Subject D04</i>	<i>N</i> 2295	<i>1106</i>	<i>1100</i>	<i>1558</i>	<i>276</i>	<i>421</i>	<i>605</i>	<i>822</i>	<i>446</i>	<i>1718</i>	<i>461</i>	<i>986</i>	<i>583</i>	<i>228</i>	<i>401</i>	<i>58</i>
A10E: Husband does all of it																
1. Not at all acceptable	76.4	75.9	77.1	76.6	74.0	77.4	74.9	77.6	75.1	77.5	72.7	76.1	74.3	83.0	79.7	65.1
2. Somewhat acceptable	15.3	15.2	15.4	16.1	13.3	15.5	17.0	14.4	14.4	15.4	15.1	15.9	17.3	10.6	13.1	19.7
3. Acceptable	6.3	7.0	5.3	6.0	8.2	5.2	6.8	6.4	6.3	5.6	8.6	6.0	7.0	3.9	5.7	6.4
4. Desirable	2.1	1.9	2.2	1.3	4.5	1.9	1.3	1.7	4.2	1.6	3.6	2.0	1.4	2.5	1.5	8.8
<i>Item 6320 Subject D04</i>	<i>N</i> 2298	<i>1107</i>	<i>1101</i>	<i>1560</i>	<i>277</i>	<i>421</i>	<i>606</i>	<i>824</i>	<i>447</i>	<i>1722</i>	<i>461</i>	<i>989</i>	<i>583</i>	<i>228</i>	<i>401</i>	<i>58</i>
The next section of this questionnaire is about government and public affairs.																
A11: Some people think about what's going on in government very often, and others are not that interested. How much of an interest do you take in government and current events?																
1. No interest at all	10.1	10.4	9.4	8.5	10.8	10.0	12.0	8.2	10.9	7.6	18.0	6.9	12.2	7.2	14.1	16.5
2. Very little interest	19.4	14.4	24.4	20.3	17.4	22.3	19.4	19.8	15.7	18.4	21.5	19.8	17.1	22.4	21.1	15.3
3. Some interest	46.7	45.0	48.6	46.0	50.6	43.9	44.7	47.1	51.3	47.3	44.4	46.9	48.6	50.4	42.1	41.7
4. A lot of interest	17.5	20.5	14.6	19.0	17.8	16.8	18.8	18.4	14.9	19.4	12.9	19.0	17.4	16.2	14.9	17.4
5. A very great interest	6.4	9.7	3.1	6.2	3.3	7.0	5.2	6.5	7.1	7.3	3.3	7.4	4.8	3.8	7.8	9.1
<i>Item 6330 Subject H01, Q08</i>	<i>N</i> 2306	<i>1108</i>	<i>1105</i>	<i>1561</i>	<i>282</i>	<i>423</i>	<i>604</i>	<i>828</i>	<i>450</i>	<i>1729</i>	<i>460</i>	<i>992</i>	<i>584</i>	<i>229</i>	<i>401</i>	<i>59</i>
A12: Do you think some of the people running the government are crooked or dishonest?																
1. Most of them are crooked or dishonest	23.5	23.0	23.9	21.2	31.9	21.2	18.9	27.4	24.9	22.6	26.4	19.7	24.7	21.6	30.2	33.3
2. Quite a few are	38.2	38.2	38.9	40.3	34.0	36.6	41.2	38.3	35.4	39.3	37.0	37.9	35.5	42.9	41.2	36.2
3. Some are	35.6	36.0	35.2	36.4	31.6	40.1	36.3	32.3	36.3	35.8	33.5	39.7	37.3	33.0	26.1	29.4
4. Hardly any are	2.3	2.5	1.7	1.8	2.4	1.4	3.2	1.5	3.4	2.0	2.6	2.5	2.3	2.1	1.8	-
5. None at all are crooked or dishonest	0.4	0.3	0.3	0.3	0.2	0.7	0.5	0.5	-	0.3	0.5	0.2	0.2	0.4	0.7	1.0
<i>Item 6340 Subject H04, K01</i>	<i>N</i> 2298	<i>1106</i>	<i>1099</i>	<i>1557</i>	<i>282</i>	<i>422</i>	<i>603</i>	<i>824</i>	<i>450</i>	<i>1726</i>	<i>458</i>	<i>988</i>	<i>583</i>	<i>229</i>	<i>399</i>	<i>59</i>
A13: Do you think the government wastes much of the money we pay in taxes?																
1. Nearly all tax money is wasted	12.3	12.2	11.6	10.2	14.2	11.4	11.3	13.6	12.0	9.8	20.4	8.1	12.0	12.1	18.7	22.9
2. A lot of tax money is wasted	47.5	47.6	48.7	49.3	45.5	46.5	44.4	48.5	50.9	47.1	51.1	48.1	47.1	46.6	50.7	44.3
3. Some tax money is wasted	33.6	32.4	34.4	33.8	33.9	34.0	37.9	31.3	31.5	36.1	24.8	35.4	36.9	35.4	25.1	24.1
4. A little tax money wasted	6.0	7.2	4.6	6.2	5.3	7.0	6.1	5.7	5.5	6.4	3.6	7.3	4.0	6.0	5.1	7.4
5. No tax money is wasted	0.7	0.7	0.6	0.4	1.1	1.2	0.3	0.9	0.2	0.7	0.2	1.1	-	-	0.4	1.5
<i>Item 6350 Subject H04, K01</i>	<i>N</i> 2291	<i>1102</i>	<i>1095</i>	<i>1550</i>	<i>281</i>	<i>419</i>	<i>601</i>	<i>823</i>	<i>448</i>	<i>1717</i>	<i>458</i>	<i>986</i>	<i>582</i>	<i>225</i>	<i>398</i>	<i>59</i>
A14: How much of the time do you think you can trust the government in Washington to do what is right?																
1. Almost always	5.4	6.9	3.8	4.9	7.1	4.8	5.3	4.7	7.3	5.8	4.7	5.1	5.2	5.0	4.8	12.0
2. Often	29.3	32.2	26.6	31.8	21.4	37.2	31.7	24.0	28.4	30.7	24.2	30.3	26.6	31.3	30.4	20.4
3. Sometimes	47.3	42.3	52.7	47.0	49.1	43.1	45.4	50.6	47.7	48.4	43.3	48.7	52.5	46.1	39.3	48.7
4. Seldom	14.2	14.3	14.2	13.4	18.0	10.3	14.1	16.1	14.3	12.2	20.6	13.5	11.4	14.6	18.8	13.0
5. Never	3.9	4.4	2.7	3.0	4.3	4.6	3.5	4.7	2.4	2.9	7.2	2.4	4.2	3.0	6.8	5.8
<i>Item 6360 Subject H04, K01</i>	<i>N</i> 2296	<i>1105</i>	<i>1099</i>	<i>1557</i>	<i>279</i>	<i>420</i>	<i>604</i>	<i>824</i>	<i>448</i>	<i>1722</i>	<i>460</i>	<i>987</i>	<i>583</i>	<i>228</i>	<i>402</i>	<i>58</i>

MONITORING THE FUTURE

QUESTIONNAIRE FORM 2 1999	TOTAL	SEX		RACE		REGION				COLLEGE PLANS?		ILLICIT DRUG USE: LIFETIME				
		M	F	White	Black	NE	NC	S	W	Yes	No	None	Mari- juana Only	Few Pills	More Pills	Any Her- oin
<i>N (Weighted No. of Cases):</i> <i>% of Weighted Total:</i>	2322 100.0	1111 47.8	1106 47.6	1564 67.4	282 12.1	427 18.4	609 26.2	835 36.0	451 19.4	1730 74.5	461 19.9	992 42.7	586 25.2	229 9.9	404 17.4	59 2.5
A15: Do you feel that the people running the government are smart people who usually know what they are doing?																
1. They almost always know what they are doing	12.0	15.2	8.4	12.0	9.9	12.5	11.9	11.0	13.3	12.0	12.1	11.6	11.8	13.5	11.2	14.6
2. They usually know what they are doing	49.3	49.1	50.4	52.1	42.9	51.7	50.7	46.1	51.2	52.2	40.5	52.2	46.2	51.5	48.6	40.6
3. They sometimes know what they are doing	30.2	26.8	34.0	28.6	39.5	26.6	29.1	33.5	29.4	29.3	32.6	29.8	34.9	28.2	25.3	32.6
4. They seldom know what they are doing	5.8	5.8	5.4	5.1	6.7	4.6	6.3	6.7	4.4	4.2	11.0	4.6	5.2	4.7	9.5	6.3
5. They never know what they are doing	2.7	3.2	1.8	2.1	0.9	4.6	2.0	2.8	1.7	2.2	3.7	1.7	1.9	2.0	5.4	5.9
<i>Item 6370 Subject H04, K01</i>	<i>N</i> 2290	<i>1104</i>	<i>1098</i>	<i>1554</i>	<i>279</i>	<i>419</i>	<i>601</i>	<i>822</i>	<i>448</i>	<i>1720</i>	<i>459</i>	<i>984</i>	<i>584</i>	<i>228</i>	<i>400</i>	<i>59</i>
A16: Would you say the government is pretty much run for a few big interests looking out for themselves, or is it run for the benefit of all the people?																
1. Nearly always run for a few big interests	10.9	12.1	9.7	10.0	13.7	10.4	11.4	11.9	8.9	10.5	13.3	8.0	11.9	11.0	14.0	23.0
2. Usually run for a few big interests	24.1	23.0	25.2	23.8	21.6	26.0	22.9	23.3	25.1	22.9	28.8	23.6	24.5	26.8	22.4	28.0
3. Run some for the big interests, some for the people	49.5	46.6	52.6	50.0	51.5	45.8	48.1	52.1	50.2	50.2	46.5	50.9	50.6	43.5	50.9	34.9
4. Usually run for the benefit of all the people	12.7	14.5	10.9	13.9	9.6	15.1	15.8	9.8	11.5	13.7	9.1	14.6	10.8	15.1	9.5	12.4
5. Nearly always run for the benefit of all the people	2.8	3.9	1.7	2.3	3.6	2.6	1.8	2.9	4.2	2.7	2.3	2.8	2.1	3.5	3.1	1.7
<i>Item 6380 Subject H04, K01</i>	<i>N</i> 2284	<i>1103</i>	<i>1093</i>	<i>1550</i>	<i>278</i>	<i>417</i>	<i>603</i>	<i>817</i>	<i>447</i>	<i>1718</i>	<i>456</i>	<i>985</i>	<i>583</i>	<i>227</i>	<i>395</i>	<i>59</i>
A17: Have you ever done, or do you plan to do, the following things?																
A17A: Vote in a public election																
1. I probably won't do this	6.4	6.4	5.8	4.6	7.7	7.7	3.8	7.4	6.5	4.7	12.1	4.6	6.9	6.3	9.1	4.9
2. Don't know	10.4	8.5	11.5	8.3	10.4	10.9	11.6	10.4	8.4	8.0	16.5	9.4	9.6	9.8	13.5	9.9
3. I probably will do this	73.3	73.1	75.5	75.8	76.0	76.1	69.1	75.0	73.0	77.8	59.6	75.8	76.0	71.5	66.4	75.1
4. I have already done this	9.9	12.1	7.1	11.3	6.0	5.3	15.5	7.1	12.1	9.5	11.8	10.2	7.5	12.3	10.9	10.0
<i>Item 6390 Subject H05, I02</i>	<i>N</i> 2300	<i>1106</i>	<i>1103</i>	<i>1558</i>	<i>278</i>	<i>423</i>	<i>602</i>	<i>826</i>	<i>450</i>	<i>1727</i>	<i>458</i>	<i>991</i>	<i>583</i>	<i>229</i>	<i>401</i>	<i>59</i>
A17B: Write to public officials																
1. I probably won't do this	26.3	25.6	27.2	26.3	24.5	26.5	26.5	27.0	24.8	21.8	41.4	22.1	26.5	31.7	34.3	26.9
2. Don't know	45.7	45.2	46.5	46.2	42.3	43.2	48.2	43.7	48.2	47.2	40.4	47.7	43.5	43.1	44.7	42.3
3. I probably will do this	14.6	15.7	13.5	13.5	20.8	15.9	13.0	15.1	14.5	15.9	10.1	14.7	19.8	8.2	10.7	12.5
4. I have already done this	13.4	13.5	12.7	14.1	12.4	14.5	12.4	14.1	12.6	15.1	8.1	15.5	10.2	17.0	10.4	18.3
<i>Item 6400 Subject H05, I02</i>	<i>N</i> 2295	<i>1105</i>	<i>1102</i>	<i>1557</i>	<i>278</i>	<i>423</i>	<i>600</i>	<i>822</i>	<i>450</i>	<i>1723</i>	<i>458</i>	<i>991</i>	<i>582</i>	<i>229</i>	<i>399</i>	<i>59</i>
A17C: Give money to a political candidate or cause																
1. I probably won't do this	46.3	47.9	44.8	44.4	47.1	46.1	46.7	43.7	50.8	43.8	56.1	43.3	46.6	50.4	51.2	46.3
2. Don't know	38.3	35.2	41.9	39.8	39.4	36.2	37.0	40.4	38.0	39.6	33.1	39.6	38.1	38.1	37.0	31.8
3. I probably will do this	12.8	13.9	11.3	12.9	12.6	14.0	13.4	13.7	9.5	14.0	8.3	14.3	14.0	8.1	10.3	12.4
4. I have already done this	2.6	3.0	2.0	2.9	0.8	3.6	2.9	2.2	1.7	2.6	2.5	2.8	1.3	3.3	1.5	9.5
<i>Item 6410 Subject H05, I02</i>	<i>N</i> 2296	<i>1105</i>	<i>1100</i>	<i>1555</i>	<i>278</i>	<i>421</i>	<i>600</i>	<i>825</i>	<i>449</i>	<i>1725</i>	<i>457</i>	<i>989</i>	<i>583</i>	<i>228</i>	<i>401</i>	<i>59</i>
A17D: Work in a political campaign																
1. I probably won't do this	57.3	55.1	59.9	58.5	53.0	58.3	55.9	56.0	60.7	55.2	67.1	56.3	56.7	58.7	61.3	53.3
2. Don't know	33.4	35.3	31.4	33.8	35.4	33.1	33.5	35.7	29.3	34.8	27.0	33.8	35.4	31.6	30.8	33.3
3. I probably will do this	6.0	5.7	5.5	4.3	8.5	5.1	6.6	5.0	7.7	6.3	3.7	6.0	5.3	6.1	5.2	5.5
4. I have already done this	3.4	3.9	3.1	3.4	3.2	3.5	4.0	3.4	2.2	3.7	2.2	3.9	2.5	3.7	2.6	7.9
<i>Item 6420 Subject H05, I02</i>	<i>N</i> 2291	<i>1104</i>	<i>1098</i>	<i>1555</i>	<i>276</i>	<i>423</i>	<i>599</i>	<i>820</i>	<i>451</i>	<i>1720</i>	<i>458</i>	<i>987</i>	<i>580</i>	<i>229</i>	<i>401</i>	<i>59</i>
A17E: Participate in a lawful demonstration																
1. I probably won't do this	37.1	35.6	39.2	37.0	32.5	40.5	35.4	35.5	39.2	33.6	50.0	36.4	35.5	39.8	41.5	24.4
2. Don't know	44.6	44.1	45.4	45.3	48.1	42.5	43.1	49.3	39.8	45.8	39.6	46.4	45.7	40.4	41.9	44.1
3. I probably will do this	14.2	15.5	12.2	13.0	17.6	14.2	15.3	12.1	16.3	15.7	9.1	13.0	15.7	13.7	13.5	21.6
4. I have already done this	4.1	4.8	3.2	4.7	1.8	2.8	6.2	3.1	4.7	5.0	1.3	4.3	3.1	6.1	3.2	9.9
<i>Item 6430 Subject H05, I02</i>	<i>N</i> 2292	<i>1105</i>	<i>1100</i>	<i>1554</i>	<i>278</i>	<i>421</i>	<i>598</i>	<i>823</i>	<i>449</i>	<i>1723</i>	<i>458</i>	<i>989</i>	<i>581</i>	<i>227</i>	<i>401</i>	<i>59</i>

QUESTIONNAIRE FORM 2 1999	TOTAL	SEX		RACE		REGION				COLLEGE PLANS?		ILLICIT DRUG USE: LIFETIME				
		M	F	White	Black	NE	NC	S	W	Yes	No	None	Mari- juana Only	Few Pills	More Pills	Any Her- oin
<i>N (Weighted No. of Cases):</i>	2322	1111	1106	1564	282	427	609	835	451	1730	461	992	586	229	404	59
<i>% of Weighted Total:</i>	100.0	47.8	47.6	67.4	12.1	18.4	26.2	36.0	19.4	74.5	19.9	42.7	25.2	9.9	17.4	2.5
A17F: Boycott certain products or stores																
1. I probably won't do this	36.1	35.1	36.3	37.0	34.8	37.9	36.2	38.5	30.1	33.3	45.0	34.4	36.2	39.4	40.0	27.3
2. Don't know	40.2	41.4	40.5	40.0	41.1	37.4	38.0	43.2	40.5	40.4	39.9	42.6	40.7	32.7	38.4	32.9
3. I probably will do this	15.2	14.8	15.3	13.8	18.9	16.3	16.1	11.5	19.9	16.4	11.8	15.8	15.3	16.1	13.3	15.4
4. I have already done this	8.4	8.7	7.9	9.1	5.1	8.5	9.8	6.8	9.5	9.9	3.3	7.2	7.8	11.8	8.2	24.4
<i>Item 6440 Subject H05, I02</i>	<i>N</i> 2296	<i>1105</i>	<i>1103</i>	<i>1558</i>	<i>278</i>	<i>421</i>	<i>602</i>	<i>824</i>	<i>450</i>	<i>1727</i>	<i>458</i>	<i>991</i>	<i>582</i>	<i>229</i>	<i>401</i>	<i>59</i>
A18: How much do you agree or disagree with each of the following statements?																
A18A: The U.S. should begin a gradual program of disarming whether other countries do or not																
1. Disagree	32.1	46.6	17.4	34.5	22.4	31.0	29.9	33.6	33.6	33.0	30.6	30.3	24.7	33.5	42.1	59.4
2. Mostly disagree	16.3	17.2	15.6	17.6	16.2	17.4	20.3	13.5	15.2	18.0	11.8	18.9	16.0	13.8	13.3	12.7
3. Neither	33.5	22.4	44.9	31.2	38.9	33.4	33.2	32.4	36.1	32.1	37.4	33.8	37.6	31.6	29.5	23.5
4. Mostly agree	12.9	9.4	16.3	12.7	13.9	13.0	11.6	14.3	11.8	12.1	13.7	12.9	14.9	15.1	10.4	1.8
5. Agree	5.1	4.4	5.7	4.1	8.6	5.2	5.0	6.2	3.4	4.8	6.4	4.1	6.8	6.1	4.8	2.6
<i>Item 6450 Subject H02, L03</i>	<i>N</i> 2255	<i>1096</i>	<i>1074</i>	<i>1540</i>	<i>264</i>	<i>415</i>	<i>594</i>	<i>801</i>	<i>445</i>	<i>1697</i>	<i>456</i>	<i>972</i>	<i>572</i>	<i>225</i>	<i>394</i>	<i>59</i>
A18B: There may be times when the U.S. should go to war to protect the rights of other countries																
1. Disagree	10.7	10.4	11.0	9.5	10.4	10.2	11.1	10.1	11.8	10.2	12.8	10.1	9.8	10.3	13.0	16.2
2. Mostly disagree	17.3	15.6	19.1	16.8	20.7	19.0	15.9	15.3	21.4	16.4	20.1	15.5	20.6	19.9	16.5	10.8
3. Neither	19.6	18.1	21.0	19.6	18.6	16.4	19.9	21.5	18.6	18.2	23.1	19.2	21.4	17.3	17.9	19.0
4. Mostly agree	35.8	35.2	36.4	38.8	28.9	37.3	36.6	35.7	33.5	39.0	25.7	37.2	35.8	36.5	33.9	32.9
5. Agree	16.6	20.7	12.5	15.2	21.4	17.1	16.5	17.3	14.7	16.1	18.4	17.9	12.5	16.0	18.7	20.9
<i>Item 5690 Subject H02, L03</i>	<i>N</i> 2285	<i>1106</i>	<i>1093</i>	<i>1551</i>	<i>277</i>	<i>420</i>	<i>599</i>	<i>818</i>	<i>448</i>	<i>1718</i>	<i>460</i>	<i>985</i>	<i>580</i>	<i>225</i>	<i>401</i>	<i>59</i>
A18C: The U.S. should be willing to go to war to protect its own economic interests																
1. Disagree	6.3	5.7	7.0	4.6	7.5	6.5	6.2	6.7	5.7	5.6	9.3	5.9	6.4	5.7	7.0	6.1
2. Mostly disagree	7.9	7.1	8.9	8.5	4.7	8.7	9.0	4.9	11.0	8.0	7.1	7.6	6.5	10.8	7.8	17.2
3. Neither	19.4	16.0	22.7	19.1	18.4	18.1	22.6	18.5	17.9	18.6	22.5	20.4	23.3	15.4	13.9	13.7
4. Mostly agree	35.4	34.4	37.0	37.4	30.0	39.5	33.1	32.9	39.0	36.7	31.6	37.7	33.7	36.2	32.7	31.4
5. Agree	31.0	36.9	24.4	30.4	39.4	27.2	29.0	36.9	26.5	31.1	29.5	28.4	30.1	31.9	38.5	31.7
<i>Item 6460 Subject H02, L03</i>	<i>N</i> 2277	<i>1101</i>	<i>1091</i>	<i>1546</i>	<i>275</i>	<i>420</i>	<i>596</i>	<i>814</i>	<i>448</i>	<i>1716</i>	<i>458</i>	<i>983</i>	<i>579</i>	<i>225</i>	<i>399</i>	<i>59</i>
A18D: The only good reason for the U.S. to go to war is to defend against an attack on our own country																
1. Disagree	10.7	13.4	7.8	10.7	13.8	12.7	11.3	11.1	7.1	11.2	9.4	11.8	8.6	7.7	12.0	12.1
2. Mostly disagree	17.2	19.2	15.8	18.1	15.3	19.1	17.3	17.0	15.8	18.9	12.1	18.4	17.6	16.4	14.8	20.3
3. Neither	15.3	16.1	14.8	15.4	15.6	15.6	17.9	16.0	10.4	14.5	17.5	13.9	15.8	13.5	16.1	26.0
4. Mostly agree	28.3	26.4	29.8	29.8	19.5	26.9	28.6	28.5	29.1	29.2	26.3	28.1	26.9	32.7	29.8	23.7
5. Agree	28.5	24.9	31.8	26.0	35.9	25.8	25.0	27.4	37.6	26.1	34.8	27.9	31.2	29.7	27.3	17.9
<i>Item 6470 Subject H02, L03</i>	<i>N</i> 2276	<i>1099</i>	<i>1092</i>	<i>1546</i>	<i>277</i>	<i>420</i>	<i>596</i>	<i>813</i>	<i>448</i>	<i>1713</i>	<i>460</i>	<i>982</i>	<i>578</i>	<i>225</i>	<i>399</i>	<i>59</i>
A18E: The U.S. does not need to have greater military power than Russia																
1. Disagree	39.6	49.1	30.0	37.9	50.7	34.4	36.7	44.1	40.2	37.9	45.3	37.2	38.5	38.5	46.6	48.2
2. Mostly disagree	20.9	19.8	21.6	23.0	12.5	19.7	20.9	21.7	20.6	22.3	15.4	23.2	21.1	18.3	19.4	4.1
3. Neither	26.9	18.8	35.4	27.4	24.0	32.2	29.2	23.9	24.4	27.3	25.0	26.4	29.1	28.5	22.2	32.5
4. Mostly agree	7.1	6.3	8.1	7.2	7.8	7.2	9.0	4.9	8.5	7.1	7.6	8.2	6.2	8.5	5.7	3.8
5. Agree	5.5	6.0	4.9	4.5	4.9	6.5	4.2	5.4	6.4	5.4	6.6	5.0	5.1	6.3	6.2	11.3
<i>Item 6480 Subject H02, L03</i>	<i>N</i> 2269	<i>1099</i>	<i>1087</i>	<i>1540</i>	<i>277</i>	<i>419</i>	<i>593</i>	<i>808</i>	<i>448</i>	<i>1708</i>	<i>458</i>	<i>979</i>	<i>578</i>	<i>225</i>	<i>396</i>	<i>59</i>
A18F: The U.S. ought to have much more military power than any other nation in the world																
1. Disagree	6.8	6.4	6.4	5.9	5.2	8.7	6.3	6.1	7.1	6.7	8.0	6.4	6.1	5.6	8.8	5.1
2. Mostly disagree	10.0	7.4	13.1	10.7	8.4	9.7	11.0	9.4	10.0	10.7	7.9	11.4	9.7	9.7	8.3	7.0
3. Neither	30.1	21.4	39.3	30.5	26.0	32.3	31.0	27.7	31.0	30.7	28.1	31.6	29.2	32.3	25.1	35.5
4. Mostly agree	20.7	22.5	18.7	21.1	20.8	22.0	20.5	20.4	20.4	21.0	19.1	21.2	21.9	20.2	20.6	9.5
5. Agree	32.4	42.3	22.6	31.8	39.5	27.3	31.2	36.4	31.4	30.9	36.9	29.3	33.1	32.3	37.2	42.9
<i>Item 6490 Subject H02, L03</i>	<i>N</i> 2272	<i>1101</i>	<i>1087</i>	<i>1544</i>	<i>275</i>	<i>418</i>	<i>594</i>	<i>811</i>	<i>448</i>	<i>1710</i>	<i>459</i>	<i>982</i>	<i>575</i>	<i>225</i>	<i>399</i>	<i>59</i>

MONITORING THE FUTURE

QUESTIONNAIRE FORM 2 1999	TOTAL	SEX		RACE		REGION				COLLEGE PLANS?		ILLICIT DRUG USE: LIFETIME				
		M	F	White	Black	NE	NC	S	W	Yes	No	None	Mari- juana Only	Few Pills	More Pills	Any Her- oin
<i>N (Weighted No. of Cases):</i>	2322	1111	1106	1564	282	427	609	835	451	1730	461	992	586	229	404	59
<i>% of Weighted Total:</i>	100.0	47.8	47.6	67.4	12.1	18.4	26.2	36.0	19.4	74.5	19.9	42.7	25.2	9.9	17.4	2.5
A18G: Our present foreign policy is based on our own narrow economic and power interests																
1. Disagree	5.6	7.9	3.5	5.7	4.4	5.8	4.1	6.2	6.5	5.7	6.5	4.5	5.4	5.0	7.8	12.8
2. Mostly disagree	8.5	9.4	7.2	9.1	8.5	9.6	9.4	8.3	6.9	9.5	5.4	10.6	8.4	4.6	7.2	2.2
3. Neither	50.3	45.4	56.0	52.2	41.4	50.3	50.3	50.3	50.3	49.0	53.9	48.4	50.1	52.3	52.2	62.4
4. Mostly agree	24.9	26.4	23.3	23.8	34.5	21.9	26.6	25.2	24.8	25.3	23.4	26.2	27.3	26.5	19.6	12.3
5. Agree	10.6	10.9	9.9	9.3	11.2	12.4	9.7	9.9	11.5	10.6	10.8	10.2	8.8	11.5	13.3	10.4
<i>Item 6500 Subject H02, L03</i>	<i>N</i> 2254	1092	1078	1536	269	418	590	801	444	1697	455	977	571	222	394	59
A19: This section deals with activities which may be against the rules or against the law. We hope you will answer all of these questions. However, if you find a question which you cannot answer honestly, we would prefer that you leave it blank. Remember, your answers will never be connected with your name.																
During the LAST 12 MONTHS, how often have you . . .																
A19A: Argued or had a fight with either of your parents (NOTE: This question was omitted in the questionnaires administered in California, beginning in 1997, due to state requirements.)																
1. Not at all	9.2	9.8	7.8	5.4	26.8	6.4	9.0	11.5	6.5	8.0	12.6	12.1	8.1	7.8	3.0	6.6
2. Once	10.2	11.4	8.8	9.5	12.9	10.0	11.2	9.5	10.4	9.5	12.5	11.5	10.9	6.1	9.4	1.7
3. Twice	12.6	13.7	11.7	12.5	11.8	8.0	10.8	15.1	16.9	12.0	15.6	13.9	12.8	14.3	7.8	10.1
4. 3 or 4 times	24.7	23.9	26.4	26.1	20.8	23.0	25.7	24.8	25.1	25.7	21.2	25.0	22.9	30.2	24.3	28.8
5. 5 or more times	43.3	41.4	45.3	46.5	27.8	52.6	43.3	39.2	41.1	44.8	38.0	37.4	45.3	41.8	55.5	52.9
<i>Item 6520 Subject M03, S01</i>	<i>N</i> 2073	1004	982	1470	257	420	605	825	223	1558	413	903	520	207	362	47
A19B: Hit an instructor or supervisor																
1. Not at all	96.9	95.1	99.1	97.7	98.0	95.0	97.4	97.4	97.2	97.8	94.8	99.0	97.8	97.5	93.9	80.1
2. Once	1.4	2.1	0.6	0.8	1.6	2.4	0.9	1.0	1.6	1.0	2.0	0.5	1.2	1.3	2.7	5.9
3. Twice	0.3	0.4	0.2	0.2	-	0.9	*	0.2	0.3	0.2	0.6	0.4	0.1	-	0.6	-
4. 3 or 4 times	0.3	0.5	*	0.2	0.1	0.4	0.4	0.1	0.2	0.3	0.4	*	0.1	0.3	0.7	3.8
5. 5 or more times	1.1	1.9	0.1	1.0	0.3	1.3	1.2	1.2	0.7	0.8	2.1	0.2	0.7	0.9	2.1	10.1
<i>Item 6530 Subject M02, S01</i>	<i>N</i> 2296	1105	1101	1559	281	421	604	826	446	1723	458	989	585	229	400	58
A19C: Gotten into a serious fight in school or at work																
1. Not at all	85.3	81.4	89.4	86.2	88.5	81.7	86.3	86.9	84.4	87.1	80.3	93.3	85.3	81.0	72.9	52.2
2. Once	8.8	10.8	6.9	8.7	6.1	9.1	8.9	8.5	8.9	8.4	9.5	5.0	9.0	13.0	13.9	21.0
3. Twice	2.8	3.7	1.8	2.5	3.3	3.0	2.7	2.2	3.9	2.1	5.6	1.1	3.3	3.3	5.5	9.7
4. 3 or 4 times	1.7	2.2	1.3	1.5	1.6	3.5	1.2	1.2	1.7	1.4	2.2	0.6	1.1	1.5	4.8	5.6
5. 5 or more times	1.4	2.0	0.5	1.1	0.5	2.7	0.9	1.2	1.1	1.0	2.4	*	1.3	1.3	2.8	11.4
<i>Item 6540 Subject B07, C01, S01</i>	<i>N</i> 2296	1106	1101	1559	282	421	605	825	446	1724	458	989	586	229	400	58
A19D: Taken part in a fight where a group of your friends were against another group																
1. Not at all	80.8	76.0	85.8	82.2	82.7	76.7	83.1	81.7	80.3	82.6	75.5	90.1	80.9	73.6	66.3	55.2
2. Once	10.8	12.6	9.5	10.3	11.5	13.1	9.2	10.9	10.7	9.9	14.8	6.1	13.6	14.4	15.6	17.7
3. Twice	4.6	6.3	2.4	4.1	3.8	4.9	4.5	4.5	4.5	4.1	5.2	2.3	3.3	8.7	7.9	9.8
4. 3 or 4 times	2.6	3.5	1.7	2.7	1.8	4.0	2.2	2.0	2.8	2.2	3.9	1.1	2.0	2.5	6.2	11.4
5. 5 or more times	1.2	1.6	0.6	0.7	0.2	1.3	1.1	0.9	1.7	1.3	0.7	0.4	0.1	0.7	3.9	5.9
<i>Item 6550 Subject S01</i>	<i>N</i> 2295	1104	1101	1558	282	421	603	826	446	1723	457	989	584	229	400	58
A19E: Hurt someone badly enough to need bandages or a doctor																
1. Not at all	86.6	79.8	94.3	88.8	85.5	86.8	87.0	88.1	83.4	88.5	81.1	94.9	85.0	85.7	75.2	43.8
2. Once	7.6	11.0	3.8	6.5	9.1	6.5	8.3	6.9	9.0	6.6	10.4	3.7	9.2	8.4	12.4	25.1
3. Twice	2.8	4.3	1.2	2.4	3.0	2.3	2.4	2.6	4.5	2.4	4.2	0.7	4.2	3.3	4.5	13.1
4. 3 or 4 times	1.7	2.9	0.3	1.4	1.5	3.1	1.1	1.4	1.6	1.3	3.4	0.5	1.1	1.9	4.8	4.5
5. 5 or more times	1.3	2.0	0.3	0.9	0.9	1.4	1.2	1.1	1.6	1.2	0.9	0.2	0.5	0.6	3.0	13.4
<i>Item 6560 Subject S01</i>	<i>N</i> 2295	1105	1101	1558	281	421	604	824	446	1723	458	988	586	229	400	58

* = less than .05 percent.

DESCRIPTIVE RESULTS: 1999

107

QUESTIONNAIRE FORM 2 1999	TOTAL	SEX		RACE		REGION				COLLEGE PLANS?		ILLICIT DRUG USE: LIFETIME				
		M	F	White	Black	NE	NC	S	W	Yes	No	None	Mari- juana Only	Few Pills	More Pills	Any Her- oin
<i>N (Weighted No. of Cases):</i> <i>% of Weighted Total:</i>	2322 100.0	1111 47.8	1106 47.6	1564 67.4	282 12.1	427 18.4	609 26.2	835 36.0	451 19.4	1730 74.5	461 19.9	992 42.7	586 25.2	229 9.9	404 17.4	59 2.5
A19F: Used a knife or gun or some other thing (like a club) to get something from a person																
1. Not at all	96.2	94.0	98.7	97.7	94.7	95.8	96.8	96.9	94.5	97.1	93.9	99.4	97.0	96.3	90.2	79.8
2. Once	1.7	2.7	0.8	0.9	2.6	1.7	1.5	1.4	2.8	1.2	3.4	0.3	1.8	1.7	4.3	6.7
3. Twice	0.7	0.9	0.2	0.4	1.2	0.9	0.4	0.7	1.0	0.7	0.6	0.2	0.2	1.3	1.9	3.4
4. 3 or 4 times	0.6	1.0	0.1	0.6	0.7	1.2	0.5	0.3	0.6	0.4	1.4	-	0.4	0.4	1.4	4.2
5. 5 or more times	0.8	1.4	0.2	0.4	0.7	0.4	0.9	0.6	1.2	0.7	0.7	-	0.5	0.2	2.2	5.9
<i>Item 6570 Subject S01</i>	<i>N 2296</i>	<i>1105</i>	<i>1102</i>	<i>1558</i>	<i>282</i>	<i>421</i>	<i>604</i>	<i>826</i>	<i>446</i>	<i>1723</i>	<i>458</i>	<i>989</i>	<i>585</i>	<i>229</i>	<i>400</i>	<i>58</i>
A19G: Taken something not belonging to you worth under \$50																
1. Not at all	69.0	60.7	76.8	69.3	75.6	66.4	66.7	74.8	63.7	69.7	66.7	81.3	67.3	55.7	53.1	39.0
2. Once	12.8	14.4	11.6	13.5	9.3	11.7	14.7	11.1	14.6	11.8	16.8	8.6	15.3	18.7	16.9	11.0
3. Twice	7.7	9.1	6.5	7.9	4.2	11.8	7.3	6.2	7.0	8.4	5.9	5.1	7.2	10.1	12.8	10.8
4. 3 or 4 times	4.5	6.5	2.5	4.4	4.6	3.6	4.7	3.6	6.6	4.7	3.8	2.3	4.8	6.4	7.1	14.2
5. 5 or more times	6.0	9.3	2.7	4.9	6.2	6.6	6.6	4.3	8.0	5.4	6.8	2.6	5.4	9.1	10.1	24.9
<i>Item 6580 Subject S01</i>	<i>N 2291</i>	<i>1103</i>	<i>1099</i>	<i>1556</i>	<i>278</i>	<i>419</i>	<i>605</i>	<i>821</i>	<i>446</i>	<i>1717</i>	<i>458</i>	<i>988</i>	<i>584</i>	<i>227</i>	<i>400</i>	<i>58</i>
A19H: Taken something not belonging to you worth over \$50																
1. Not at all	89.4	84.6	94.5	91.3	87.3	89.0	89.6	92.3	84.0	90.9	85.6	96.2	90.0	83.3	80.2	61.0
2. Once	4.7	6.6	2.7	3.9	6.5	4.4	4.2	3.6	7.8	4.4	5.5	1.8	6.4	7.4	6.5	12.4
3. Twice	2.0	2.8	1.2	1.8	1.0	2.6	2.1	1.4	2.6	1.6	3.2	0.9	0.8	3.2	5.8	2.4
4. 3 or 4 times	1.6	2.5	0.8	1.7	0.6	1.5	2.2	0.9	2.0	1.3	2.7	0.5	1.1	3.7	3.0	5.8
5. 5 or more times	2.3	3.6	0.7	1.3	4.6	2.6	2.0	1.8	3.6	1.8	3.0	0.6	1.6	2.4	4.3	18.5
<i>Item 6590 Subject S01</i>	<i>N 2289</i>	<i>1099</i>	<i>1101</i>	<i>1555</i>	<i>281</i>	<i>419</i>	<i>604</i>	<i>824</i>	<i>442</i>	<i>1716</i>	<i>458</i>	<i>988</i>	<i>584</i>	<i>224</i>	<i>400</i>	<i>58</i>
A19I: Taken something from a store without paying for it																
1. Not at all	72.3	68.0	76.8	74.5	71.6	69.5	74.1	77.6	62.9	74.1	69.2	88.9	65.1	60.9	53.7	37.2
2. Once	11.4	11.5	11.8	10.1	13.4	12.5	10.2	9.7	15.3	10.4	13.8	5.3	15.9	17.2	15.9	17.7
3. Twice	5.6	6.7	4.3	5.6	3.8	4.9	5.7	5.1	7.2	5.4	5.5	2.7	6.9	5.9	9.9	14.1
4. 3 or 4 times	3.9	4.9	3.1	3.8	2.4	4.5	3.5	2.7	6.0	3.9	3.9	0.9	5.9	4.2	8.3	5.2
5. 5 or more times	6.8	9.0	4.1	6.0	8.7	8.6	6.5	5.0	8.6	6.1	7.5	2.2	6.1	11.7	12.2	25.7
<i>Item 6600 Subject S01</i>	<i>N 2291</i>	<i>1102</i>	<i>1099</i>	<i>1555</i>	<i>281</i>	<i>419</i>	<i>602</i>	<i>824</i>	<i>446</i>	<i>1719</i>	<i>457</i>	<i>987</i>	<i>585</i>	<i>228</i>	<i>399</i>	<i>58</i>
A19J: Taken a car that didn't belong to someone in your family without permission of the owner																
1. Not at all	93.1	91.4	95.2	93.7	92.2	93.9	92.9	93.7	91.3	93.8	91.7	96.6	94.5	89.0	87.9	73.7
2. Once	4.2	4.9	3.3	4.2	3.9	3.0	4.1	4.4	5.3	4.4	3.9	2.2	3.1	7.9	7.9	10.2
3. Twice	1.1	1.3	0.9	0.9	2.3	1.8	1.5	0.8	0.5	0.7	2.0	0.5	1.5	0.1	2.2	4.6
4. 3 or 4 times	0.8	1.2	0.2	0.7	1.1	0.7	0.8	0.4	1.6	0.5	1.1	0.3	0.3	1.8	0.8	6.8
5. 5 or more times	0.8	1.2	0.5	0.5	0.6	0.6	0.7	0.8	1.3	0.6	1.4	0.5	0.6	1.2	1.1	4.7
<i>Item 6610 Subject S01</i>	<i>N 2290</i>	<i>1101</i>	<i>1102</i>	<i>1554</i>	<i>282</i>	<i>420</i>	<i>604</i>	<i>820</i>	<i>447</i>	<i>1717</i>	<i>458</i>	<i>989</i>	<i>582</i>	<i>229</i>	<i>397</i>	<i>58</i>
A19K: Taken part of a car without permission of the owner																
1. Not at all	95.2	93.0	97.4	96.5	94.8	94.6	94.7	96.8	93.6	95.9	93.8	98.4	96.0	94.7	90.1	75.6
2. Once	1.9	2.5	1.1	1.6	1.5	2.0	1.6	1.2	3.2	1.8	1.4	0.8	1.9	3.4	3.3	2.9
3. Twice	1.3	2.1	0.5	0.7	2.8	1.4	1.7	1.1	1.2	0.9	2.5	0.4	2.0	0.8	1.6	9.7
4. 3 or 4 times	0.6	0.8	0.3	0.5	0.4	1.6	0.3	0.3	0.5	0.6	0.4	0.2	-	0.2	2.3	1.9
5. 5 or more times	1.1	1.6	0.6	0.7	0.5	0.5	1.7	0.7	1.4	0.8	1.9	0.2	0.1	0.8	2.8	9.9
<i>Item 6620 Subject S01</i>	<i>N 2290</i>	<i>1102</i>	<i>1101</i>	<i>1556</i>	<i>281</i>	<i>420</i>	<i>603</i>	<i>821</i>	<i>447</i>	<i>1718</i>	<i>457</i>	<i>985</i>	<i>585</i>	<i>229</i>	<i>398</i>	<i>58</i>
A19L: Gone into some house or building when you weren't supposed to be there																
1. Not at all	76.4	69.4	83.3	76.0	81.1	73.9	75.1	79.7	74.5	77.3	74.0	84.3	79.0	74.1	61.5	38.5
2. Once	11.1	12.1	10.1	11.8	6.3	11.1	10.8	9.2	14.7	10.8	12.6	8.3	10.0	11.7	18.7	12.6
3. Twice	5.6	8.7	2.8	6.0	6.5	6.3	7.2	4.8	4.6	5.3	6.2	3.9	5.3	6.1	8.8	13.0
4. 3 or 4 times	3.6	4.9	2.2	3.3	2.0	5.6	3.3	3.2	2.8	3.7	3.7	2.1	3.4	3.8	5.6	17.3
5. 5 or more times	3.3	4.9	1.5	2.8	4.1	3.1	3.6	3.0	3.5	3.0	3.5	1.5	2.4	4.4	5.4	18.7
<i>Item 6630 Subject S01</i>	<i>N 2290</i>	<i>1103</i>	<i>1099</i>	<i>1555</i>	<i>281</i>	<i>418</i>	<i>603</i>	<i>823</i>	<i>445</i>	<i>1718</i>	<i>458</i>	<i>988</i>	<i>583</i>	<i>228</i>	<i>399</i>	<i>58</i>

MONITORING THE FUTURE

QUESTIONNAIRE FORM 2 1999	TOTAL	SEX		RACE		REGION				COLLEGE PLANS?		ILLICIT DRUG USE: LIFETIME					
		M	F	White	Black	NE	NC	S	W	Yes	No	None	Mari- juana Only	Few Pills	More Pills	Any Her- oin	
<i>N (Weighted No. of Cases):</i>	2322	1111	1106	1564	282	427	609	835	451	1730	461	992	586	229	404	59	
<i>% of Weighted Total:</i>	100.0	47.8	47.6	67.4	12.1	18.4	26.2	36.0	19.4	74.5	19.9	42.7	25.2	9.9	17.4	2.5	
A19M: Set fire to someone's property on purpose																	
1. Not at all	97.5	96.2	99.2	98.1	96.8	96.6	97.4	97.3	98.7	98.1	95.7	98.7	98.3	98.6	95.6	86.4	
2. Once	0.8	1.1	0.5	0.5	0.8	1.2	0.8	0.8	0.4	0.7	1.1	0.6	0.8	0.7	0.7	3.7	
3. Twice	0.4	0.8	0.1	0.4	0.7	0.8	0.1	0.5	0.3	0.3	0.9	0.1	-	0.3	1.2	-	
4. 3 or 4 times	0.1	0.2	-	0.2	-	-	0.3	0.1	-	*	0.4	0.1	0.2	-	0.2	-	
5. 5 or more times	1.2	1.8	0.3	0.8	1.7	1.4	1.4	1.4	0.7	0.9	1.9	0.5	0.7	0.4	2.3	9.9	
<i>Item 6640 Subject S01</i>	<i>N</i>	2295	1105	1102	1560	282	420	605	824	446	1723	458	989	586	229	400	57
A19N: Damaged school property on purpose																	
1. Not at all	86.6	79.8	93.7	87.2	86.7	81.7	88.2	87.3	87.6	87.8	82.8	93.9	85.4	83.6	76.4	65.8	
2. Once	6.4	9.4	3.8	6.3	4.9	8.9	6.6	5.2	6.2	6.4	6.9	2.9	7.9	8.4	9.9	14.2	
3. Twice	3.5	5.0	1.9	3.6	4.4	5.3	2.0	4.0	3.0	3.1	5.1	2.5	3.5	3.9	5.4	8.5	
4. 3 or 4 times	1.3	2.5	0.2	1.2	0.8	1.6	1.5	1.0	1.5	1.2	1.6	0.6	1.1	0.7	3.6	4.3	
5. 5 or more times	2.1	3.3	0.4	1.6	3.1	2.5	1.8	2.5	1.7	1.5	3.7	0.2	2.1	3.4	4.7	7.1	
<i>Item 6650 Subject B07, S01</i>	<i>N</i>	2287	1101	1098	1557	280	418	603	822	443	1716	457	989	582	226	398	58
A19O: Damaged property at work on purpose																	
1. Not at all	92.9	88.2	98.1	93.2	95.3	91.9	92.3	93.3	94.1	93.7	92.7	96.9	94.1	91.7	86.2	77.9	
2. Once	3.7	5.9	1.3	3.6	1.8	4.7	3.2	4.1	2.8	3.6	3.3	1.8	4.2	5.4	5.4	9.6	
3. Twice	1.3	2.1	0.4	1.1	1.0	1.4	1.5	0.9	1.4	1.2	1.3	0.5	0.5	2.6	2.1	8.0	
4. 3 or 4 times	0.9	1.9	0.1	1.1	0.7	0.4	1.7	0.8	0.7	0.6	1.6	0.4	0.9	0.3	2.9	-	
5. 5 or more times	1.1	2.0	0.1	1.0	1.1	1.5	1.2	0.9	1.0	0.9	1.1	0.5	0.3	-	3.5	4.5	
<i>Item 6660 Subject C01, S01</i>	<i>N</i>	2293	1104	1101	1558	281	420	604	824	446	1722	458	989	585	229	399	58
A19P: Been arrested and taken to a police station																	
1. Not at all	90.4	87.4	94.4	90.8	92.7	90.2	86.6	92.9	91.1	92.4	84.0	97.0	90.7	89.3	79.0	66.4	
2. Once	5.5	6.4	4.1	5.6	4.7	4.5	8.2	4.5	4.6	4.5	8.3	1.5	7.4	4.7	12.4	4.1	
3. Twice	2.1	3.1	0.9	2.0	1.7	3.2	2.7	1.4	1.4	1.3	4.2	0.7	1.2	3.9	4.4	11.2	
4. 3 or 4 times	0.8	1.4	0.3	0.9	0.3	0.7	0.9	0.5	1.4	0.9	0.6	0.3	0.5	1.4	1.4	7.3	
5. 5 or more times	1.2	1.7	0.3	0.7	0.6	1.5	1.7	0.7	1.4	0.8	2.9	0.6	0.3	0.7	2.9	11.0	
<i>Item 25880 Subject S01</i>	<i>N</i>	2293	1104	1101	1558	280	419	605	823	446	1723	456	988	583	229	400	58
A20: The next questions are about some things which may have happened TO YOU.																	
During the LAST 12 MONTHS, how often . . .																	
A20A: Has something of yours (worth under \$50) been stolen?																	
1. Not at all	54.9	50.1	60.1	57.2	53.3	61.8	53.0	55.7	49.5	55.3	54.9	60.7	55.1	49.6	45.2	43.8	
2. Once	27.1	28.1	25.9	25.5	28.9	23.0	28.6	27.7	27.9	26.2	29.0	25.5	27.8	31.2	26.8	37.1	
3. Twice	10.9	12.6	9.4	10.4	8.0	10.5	11.5	8.4	14.9	11.0	9.8	8.5	11.8	10.7	15.9	8.0	
4. 3 or 4 times	4.8	5.5	3.6	4.8	7.1	3.0	4.4	5.9	4.9	5.3	3.2	3.8	4.2	5.3	7.7	6.2	
5. 5 or more times	2.4	3.7	1.0	2.1	2.8	1.7	2.5	2.3	2.9	2.2	3.0	1.5	1.1	3.2	4.5	4.9	
<i>Item 6680 Subject S03</i>	<i>N</i>	2285	1099	1098	1554	279	418	602	821	445	1716	457	983	584	227	400	58
A20B: Has something of yours (worth over \$50) been stolen?																	
1. Not at all	74.3	70.6	78.4	77.7	63.7	78.0	73.2	73.9	73.2	74.9	73.3	78.5	72.3	70.2	71.1	65.3	
2. Once	18.2	20.0	16.5	16.3	25.4	16.0	19.4	18.9	17.4	17.3	21.2	15.5	21.5	19.4	20.0	16.4	
3. Twice	4.8	6.1	3.6	4.0	6.0	4.0	5.1	4.0	6.7	5.2	3.1	4.2	4.1	8.9	4.1	10.9	
4. 3 or 4 times	2.0	2.1	1.4	1.4	3.5	1.6	1.7	2.3	2.0	2.0	1.6	1.4	1.8	1.5	3.2	2.7	
5. 5 or more times	0.7	1.2	0.1	0.5	1.4	0.4	0.6	0.9	0.7	0.6	0.8	0.4	0.2	-	1.6	4.6	
<i>Item 6690 Subject S03</i>	<i>N</i>	2284	1099	1098	1553	279	418	602	821	444	1715	457	983	583	227	399	58
A20C: Has someone deliberately damaged your property (your car, clothing, etc.)?																	
1. Not at all	69.2	63.6	74.5	69.7	69.6	74.3	69.6	67.7	66.6	68.3	72.6	73.9	67.1	64.9	65.2	59.0	
2. Once	19.5	23.2	15.9	19.9	18.6	14.5	18.9	21.0	22.3	20.0	17.2	16.4	22.2	25.1	19.3	23.4	
3. Twice	7.7	9.0	6.5	6.8	9.3	6.5	8.3	8.1	7.4	8.1	6.9	7.2	7.3	8.3	8.5	11.6	
4. 3 or 4 times	2.5	2.6	2.3	2.2	1.7	2.5	2.4	1.9	3.4	2.8	1.2	1.8	2.5	1.4	4.5	3.3	
5. 5 or more times	1.1	1.7	0.7	1.4	0.8	2.3	0.8	1.3	0.3	0.8	2.1	0.7	0.9	0.3	2.5	2.8	
<i>Item 6700 Subject S03</i>	<i>N</i>	2283	1096	1099	1553	278	419	601	819	445	1714	456	980	584	227	399	58

* = less than .05 percent.

QUESTIONNAIRE FORM 2 1999	TOTAL	SEX		RACE		REGION				COLLEGE PLANS?		ILLICIT DRUG USE: LIFETIME				
		M	F	White	Black	NE	NC	S	W	Yes	No	None	Mari- juana Only	Few Pills	More Pills	Any Her- oin
<i>N (Weighted No. of Cases):</i>	2322	1111	1106	1564	282	427	609	835	451	1730	461	992	586	229	404	59
<i>% of Weighted Total:</i>	100.0	47.8	47.6	67.4	12.1	18.4	26.2	36.0	19.4	74.5	19.9	42.7	25.2	9.9	17.4	2.5
A20D: Has someone injured you with a weapon (like a knife, gun, or club)?																
1. Not at all	95.2	93.9	97.1	96.3	93.9	95.5	95.0	95.2	95.5	96.4	93.1	97.8	96.4	94.3	91.7	83.3
2. Once	2.5	3.6	1.4	2.0	3.2	2.7	3.2	2.2	2.2	2.1	3.1	1.3	2.9	4.6	3.2	1.8
3. Twice	1.0	1.0	1.0	0.7	0.5	0.6	0.7	0.9	2.0	0.7	1.7	0.5	0.3	1.1	2.4	5.3
4. 3 or 4 times	0.6	1.0	0.3	0.7	0.4	1.0	0.5	0.8	0.2	0.4	1.5	0.1	0.4	-	1.8	4.2
5. 5 or more times	0.6	0.6	0.1	0.3	1.9	0.2	0.6	1.0	0.2	0.4	0.6	0.3	0.1	0.1	0.8	5.5
<i>Item 6710 Subject S03</i>	<i>N</i> 2287	1099	1100	1555	280	419	602	822	445	1717	457	984	584	227	400	58
A20E: Has someone threatened you with a weapon, but not actually injured you?																
1. Not at all	84.2	78.6	90.0	85.2	82.8	85.2	86.2	83.7	81.3	85.4	80.3	91.1	85.1	77.5	72.9	62.6
2. Once	9.3	12.1	6.6	9.3	11.1	8.7	8.5	10.1	9.7	8.9	10.3	6.1	9.8	16.3	12.3	14.7
3. Twice	3.4	5.0	1.8	3.0	3.0	3.2	2.2	3.4	5.2	2.9	5.8	2.1	3.4	1.6	6.7	11.3
4. 3 or 4 times	1.8	2.6	0.9	1.4	1.7	1.5	1.6	1.3	3.1	1.6	2.3	0.1	1.2	2.0	5.7	4.1
5. 5 or more times	1.3	1.8	0.7	1.1	1.5	1.4	1.5	1.6	0.6	1.3	1.3	0.6	0.5	2.6	2.3	7.2
<i>Item 6720 Subject S03</i>	<i>N</i> 2281	1097	1100	1552	277	418	600	818	445	1715	457	982	584	227	400	58
A20F: Has someone injured you on purpose without using a weapon?																
1. Not at all	85.6	83.9	87.5	85.8	86.9	84.9	83.1	88.7	84.1	85.9	84.6	89.8	88.6	81.2	77.6	62.0
2. Once	8.3	9.9	6.6	8.3	9.1	6.5	10.9	7.5	7.7	8.2	8.7	6.2	7.5	11.1	11.8	17.2
3. Twice	2.6	2.5	2.6	2.3	1.2	4.2	2.2	1.2	4.5	2.5	2.7	1.6	1.9	4.1	4.3	8.8
4. 3 or 4 times	2.1	1.9	2.2	2.1	1.3	3.0	1.3	1.5	3.5	2.2	2.1	1.4	1.4	3.2	3.8	6.3
5. 5 or more times	1.3	1.7	1.0	1.5	1.5	1.4	2.5	1.1	0.2	1.2	1.9	0.9	0.6	0.4	2.5	5.6
<i>Item 6730 Subject S03</i>	<i>N</i> 2281	1098	1098	1554	276	419	601	816	445	1715	457	982	584	226	400	58
A20G: Has an unarmed person threatened you with injury, but not actually injured you?																
1. Not at all	72.1	63.9	79.7	72.5	71.5	69.6	71.2	74.9	70.5	72.8	71.0	79.4	73.2	61.3	61.2	56.6
2. Once	11.3	13.1	9.8	10.9	13.0	11.1	12.8	10.0	11.8	11.2	10.3	10.1	12.5	16.1	10.5	10.3
3. Twice	6.3	7.9	4.7	5.5	8.2	6.5	4.9	6.0	8.4	6.0	7.9	4.9	5.6	7.8	8.7	13.8
4. 3 or 4 times	5.1	6.4	4.0	5.6	3.4	5.5	5.3	4.9	4.8	4.8	6.6	3.0	4.5	8.3	8.8	7.7
5. 5 or more times	5.2	8.7	1.6	5.5	4.0	7.3	5.7	4.2	4.4	5.2	4.3	2.7	4.2	6.4	10.8	11.6
<i>Item 6740 Subject S03</i>	<i>N</i> 2280	1097	1099	1555	276	418	600	818	443	1714	457	984	583	227	398	58
The following questions concern cigarettes, alcohol, and a number of other drugs.																
A21: How difficult do you think it would be for you to get each of the following types of drugs, if you wanted some?																
A21A: Marijuana (pot, weed)																
1. Probably impossible	4.4	3.6	4.8	2.9	6.2	3.6	4.4	4.7	4.6	3.7	6.1	8.3	1.3	0.1	1.3	3.4
2. Very difficult	2.6	2.1	2.8	1.6	3.6	3.2	2.1	2.5	2.6	2.3	2.5	4.5	1.3	0.4	0.9	-
3. Fairly difficult	4.2	3.5	5.0	3.9	6.7	3.3	4.9	5.1	2.2	3.8	5.4	7.5	2.1	1.3	1.5	1.0
4. Fairly easy	22.5	21.9	23.8	24.3	15.6	19.4	26.6	23.0	19.1	24.2	18.5	31.4	15.8	22.0	13.3	10.6
5. Very easy	66.4	68.9	63.6	67.4	67.8	70.6	62.0	64.6	71.5	66.0	67.6	48.4	79.5	76.2	83.1	85.0
<i>Item 6750 Subject A03a</i>	<i>N</i> 2270	1095	1093	1547	279	417	594	819	440	1704	455	972	584	228	400	58
A21B: LSD																
1. Probably impossible	15.0	12.9	16.6	9.3	40.6	10.6	12.1	19.2	15.5	12.8	20.6	19.8	18.9	7.3	3.0	0.6
2. Very difficult	12.8	13.5	12.2	12.9	16.0	11.1	16.1	12.9	9.7	12.9	11.9	14.6	11.7	12.7	10.5	1.5
3. Fairly difficult	27.5	27.8	27.8	28.9	21.1	29.8	29.0	25.3	27.7	27.9	26.2	30.2	29.4	27.5	21.3	17.3
4. Fairly easy	30.6	28.8	33.0	34.1	14.1	30.7	32.8	29.1	30.0	32.8	24.5	25.8	29.9	37.2	39.4	40.9
5. Very easy	14.1	17.1	10.4	14.8	8.3	17.8	10.1	13.6	17.2	13.6	16.8	9.6	10.0	15.3	25.8	39.8
<i>Item 6760 Subject A03a</i>	<i>N</i> 2238	1088	1071	1534	265	414	593	798	433	1686	447	955	576	226	398	58
A21C: Some other psychedelic (mescaline, peyote, psilocybin, PCP, etc.)																
1. Probably impossible	20.1	18.7	20.9	14.6	44.4	14.9	17.8	24.6	19.8	17.8	26.1	24.5	24.0	12.9	9.3	1.9
2. Very difficult	20.5	21.9	19.3	20.9	22.5	20.3	23.5	18.6	20.0	19.9	22.6	20.6	19.1	25.9	19.2	13.6
3. Fairly difficult	29.9	29.7	30.8	32.6	15.4	30.1	32.5	28.3	29.2	31.3	26.0	29.1	28.9	33.1	33.2	30.6
4. Fairly easy	19.3	17.2	21.9	22.4	7.7	24.3	18.1	18.7	17.5	21.5	12.7	17.7	20.5	19.7	21.2	28.0
5. Very easy	10.1	12.5	7.1	9.5	9.8	10.3	8.1	9.7	13.4	9.4	12.6	8.0	7.4	8.4	17.1	25.9
<i>Item 6770 Subject A03a</i>	<i>N</i> 2228	1084	1065	1528	264	405	591	797	434	1675	450	952	571	225	397	58

MONITORING THE FUTURE

QUESTIONNAIRE FORM 2 1999	TOTAL	SEX		RACE		REGION				COLLEGE PLANS?		ILLICIT DRUG USE: LIFETIME				
		M	F	White	Black	NE	NC	S	W	Yes	No	None	Mari- juana Only	Few Pills	More Pills	Any Her- oin
<i>N (Weighted No. of Cases):</i>	2322	1111	1106	1564	282	427	609	835	451	1730	461	992	586	229	404	59
<i>% of Weighted Total:</i>	100.0	47.8	47.6	67.4	12.1	18.4	26.2	36.0	19.4	74.5	19.9	42.7	25.2	9.9	17.4	2.5
A21D: Amphetamines (uppers, pep pills, bennies, speed)																
1. Probably impossible	12.7	10.7	13.9	7.1	34.5	9.1	9.9	16.4	13.0	10.9	17.1	17.1	15.8	4.4	2.8	3.4
2. Very difficult	10.6	12.2	9.5	10.3	14.8	9.4	11.5	10.1	11.2	11.1	8.4	12.9	10.8	8.6	5.5	6.7
3. Fairly difficult	18.6	21.0	16.9	18.5	16.4	22.8	19.2	15.3	20.2	20.2	13.7	21.6	19.6	20.1	11.1	13.2
4. Fairly easy	31.8	29.5	34.5	35.7	18.7	30.8	35.6	30.2	30.4	32.9	28.6	30.0	32.6	34.1	35.3	27.4
5. Very easy	26.3	26.6	25.2	28.4	15.7	27.9	23.9	27.9	25.2	24.9	32.1	18.5	21.3	32.9	45.3	49.4
<i>Item 6780 Subject A03a</i>	<i>N 2244</i>	<i>1088</i>	<i>1079</i>	<i>1542</i>	<i>267</i>	<i>411</i>	<i>592</i>	<i>805</i>	<i>435</i>	<i>1685</i>	<i>453</i>	<i>959</i>	<i>578</i>	<i>226</i>	<i>400</i>	<i>58</i>
A21E: Barbiturates (downers, goofballs, reds, yellows, etc.)																
1. Probably impossible	18.6	16.0	20.3	11.5	45.3	13.9	14.3	23.4	19.8	16.2	24.4	21.8	24.1	11.7	7.7	1.9
2. Very difficult	17.7	19.0	16.8	18.2	18.3	16.4	19.5	16.0	19.6	18.5	15.8	18.3	19.6	19.1	14.3	3.1
3. Fairly difficult	25.8	27.5	24.9	27.9	17.0	28.0	29.4	20.9	28.0	27.7	20.5	26.9	24.8	29.1	23.6	31.8
4. Fairly easy	24.0	21.5	27.0	27.2	11.7	27.8	24.0	23.5	21.3	24.4	22.7	22.5	21.4	24.9	29.6	36.8
5. Very easy	13.9	16.0	11.0	15.3	7.6	13.8	12.9	16.2	11.3	13.3	16.6	10.4	10.1	15.1	24.8	26.4
<i>Item 6790 Subject A03a</i>	<i>N 2215</i>	<i>1077</i>	<i>1060</i>	<i>1523</i>	<i>259</i>	<i>407</i>	<i>587</i>	<i>792</i>	<i>430</i>	<i>1667</i>	<i>445</i>	<i>947</i>	<i>566</i>	<i>221</i>	<i>400</i>	<i>57</i>
A21F: Tranquilizers																
1. Probably impossible	20.4	18.1	22.0	14.3	47.1	14.9	16.6	24.6	23.0	17.9	26.7	22.4	26.3	14.6	10.7	4.6
2. Very difficult	21.5	23.7	19.9	22.3	19.1	23.9	26.1	16.3	22.3	21.6	21.4	21.6	22.2	23.0	19.7	21.6
3. Fairly difficult	25.5	26.3	25.0	27.9	17.8	25.0	24.8	26.8	24.6	27.0	22.3	26.0	23.9	29.7	26.7	18.1
4. Fairly easy	19.8	17.6	22.2	22.2	9.8	21.8	23.2	18.1	16.2	20.5	16.3	19.3	17.5	22.8	22.8	21.5
5. Very easy	12.9	14.2	11.0	13.3	6.2	14.3	9.3	14.3	13.9	12.9	13.3	10.8	10.0	9.8	20.2	34.2
<i>Item 6800 Subject A03a</i>	<i>N 2223</i>	<i>1081</i>	<i>1063</i>	<i>1531</i>	<i>260</i>	<i>406</i>	<i>590</i>	<i>796</i>	<i>431</i>	<i>1672</i>	<i>447</i>	<i>955</i>	<i>566</i>	<i>223</i>	<i>398</i>	<i>57</i>
A21G: Cocaine																
1. Probably impossible	15.4	13.9	16.6	12.2	24.7	14.2	13.8	18.0	14.1	14.7	15.5	20.8	15.9	8.3	6.0	1.6
2. Very difficult	15.4	17.0	14.6	17.7	8.2	15.0	20.1	11.7	16.6	16.6	12.0	19.0	15.0	14.8	9.8	2.5
3. Fairly difficult	21.6	21.1	22.2	24.2	12.7	25.0	23.8	19.5	19.2	22.4	20.4	22.4	21.5	24.4	19.2	17.6
4. Fairly easy	25.6	24.3	27.3	26.7	25.1	26.1	25.4	26.2	24.2	26.3	24.6	23.6	26.6	26.9	30.8	18.0
5. Very easy	22.0	23.7	19.3	19.2	29.3	19.8	17.0	24.6	25.9	20.0	27.6	14.3	20.9	25.6	34.2	60.3
<i>Item 6810 Subject A03a</i>	<i>N 2241</i>	<i>1089</i>	<i>1071</i>	<i>1531</i>	<i>274</i>	<i>412</i>	<i>589</i>	<i>804</i>	<i>436</i>	<i>1688</i>	<i>446</i>	<i>957</i>	<i>576</i>	<i>224</i>	<i>399</i>	<i>58</i>
A21H: Heroin																
1. Probably impossible	21.3	19.3	22.9	17.7	34.6	17.0	19.8	25.3	20.1	19.8	24.5	23.7	21.6	14.2	19.6	2.7
2. Very difficult	20.6	22.7	19.1	23.5	8.8	20.9	25.5	17.4	19.6	21.6	18.0	21.1	19.8	20.9	21.9	11.7
3. Fairly difficult	26.0	27.0	25.6	28.9	14.8	28.0	27.1	22.5	29.0	27.4	22.8	24.8	25.1	31.3	29.8	17.4
4. Fairly easy	19.8	16.7	22.9	19.9	22.6	20.3	17.6	22.2	17.7	19.6	20.4	19.1	22.3	21.3	15.8	36.1
5. Very easy	12.4	14.3	9.6	10.0	19.2	13.8	10.1	12.6	13.7	11.6	14.3	11.3	11.2	12.3	12.9	32.1
<i>Item 6820 Subject A03a</i>	<i>N 2234</i>	<i>1085</i>	<i>1068</i>	<i>1527</i>	<i>272</i>	<i>412</i>	<i>588</i>	<i>798</i>	<i>436</i>	<i>1683</i>	<i>444</i>	<i>955</i>	<i>573</i>	<i>223</i>	<i>399</i>	<i>58</i>
A21I: Some other narcotic (methadone, opium, codeine, paregoric, etc.)																
1. Probably impossible	18.3	16.4	19.5	12.4	41.9	15.7	14.6	22.4	18.4	16.9	20.4	21.6	22.6	15.0	7.0	0.6
2. Very difficult	16.6	17.6	16.0	18.3	12.6	15.9	18.7	15.8	16.1	16.8	16.2	20.2	17.6	11.3	11.3	9.0
3. Fairly difficult	24.2	25.3	23.9	25.5	17.2	26.1	26.6	20.0	27.2	26.2	19.6	24.1	26.3	24.8	22.4	21.2
4. Fairly easy	23.1	20.5	26.1	24.9	14.3	24.2	23.9	23.5	20.1	23.1	23.5	20.2	21.2	28.7	28.2	37.3
5. Very easy	17.7	20.2	14.4	18.8	14.0	18.1	16.3	18.4	18.2	17.0	20.3	13.9	12.3	20.2	31.1	32.0
<i>Item 6830 Subject A03a</i>	<i>N 2235</i>	<i>1087</i>	<i>1070</i>	<i>1533</i>	<i>267</i>	<i>411</i>	<i>589</i>	<i>801</i>	<i>434</i>	<i>1681</i>	<i>448</i>	<i>957</i>	<i>574</i>	<i>224</i>	<i>398</i>	<i>57</i>
This section asks about a number of different things.																
D01: During the LAST FOUR WEEKS, on how many days (if any) were you . . .																
D01A: Under the influence of alcohol while you were at school?																
1. None	92.0	88.2	96.6	92.0	95.8	91.5	91.3	93.8	90.3	93.3	87.5	97.6	92.7	90.6	83.9	58.3
2. One day	3.3	4.7	1.8	3.4	1.2	2.8	3.4	3.0	4.1	3.0	4.6	1.1	3.9	4.6	5.5	14.0
3. Two days	2.2	3.1	1.0	2.3	1.2	3.3	2.4	1.4	2.6	1.9	3.6	0.6	1.8	2.8	5.2	10.4
4. 3-5 days	1.4	2.2	0.6	1.3	1.5	1.0	1.2	1.1	2.5	0.9	3.1	0.5	1.1	1.2	2.4	12.0
5. 6-9 days	0.5	1.0	0.1	0.7	0.3	0.3	1.1	0.2	0.5	0.3	1.2	0.2	0.4	0.4	1.0	1.3
6. 10 or more days	0.5	0.8	*	0.4	-	1.1	0.5	0.5	-	0.6	-	-	-	0.3	2.0	4.1
<i>Item 25690 Subject A05c</i>	<i>N 2184</i>	<i>1046</i>	<i>1066</i>	<i>1524</i>	<i>253</i>	<i>392</i>	<i>585</i>	<i>777</i>	<i>429</i>	<i>1683</i>	<i>448</i>	<i>948</i>	<i>556</i>	<i>220</i>	<i>382</i>	<i>55</i>

* = less than .05 percent.

QUESTIONNAIRE FORM 2 1999	TOTAL	SEX		RACE		REGION				COLLEGE PLANS?		ILLICIT DRUG USE: LIFETIME				
		M	F	White	Black	NE	NC	S	W	Yes	No	None	Mari- juana Only	Few Pills	More Pills	Any Her- oin
<i>N (Weighted No. of Cases):</i>	2322	1111	1106	1564	282	427	609	835	451	1730	461	992	586	229	404	59
<i>% of Weighted Total:</i>	100.0	47.8	47.6	67.4	12.1	18.4	26.2	36.0	19.4	74.5	19.9	42.7	25.2	9.9	17.4	2.5
D01B: Under the influence of marijuana or some other illegal drug while you were at school?																
1. None	86.5	82.0	91.1	86.8	88.8	83.2	87.2	88.9	84.3	87.6	82.1	100.0	87.2	78.4	62.6	51.0
2. One day	5.0	5.8	4.1	4.7	4.9	5.1	3.9	5.7	5.3	4.9	5.7	-	7.0	10.5	9.9	13.2
3. Two days	2.0	2.2	1.8	1.9	1.7	3.8	0.5	1.9	2.3	1.7	3.1	-	1.7	2.0	6.1	4.9
4. 3-5 days	2.4	3.2	1.5	2.4	1.3	3.7	2.4	1.4	3.0	2.2	3.2	-	1.9	3.5	7.6	8.9
5. 6-9 days	1.7	2.3	1.2	1.8	0.7	2.4	1.8	1.0	2.1	1.6	2.2	-	0.8	1.3	5.7	13.7
6. 10 or more days	2.4	4.6	0.4	2.4	2.6	1.8	4.2	1.0	3.0	2.0	3.8	-	1.3	4.3	8.1	8.2
<i>Item 25700 Subject A05c</i>	<i>N</i> 2183	1046	1066	1524	253	392	585	778	429	1684	448	948	556	220	382	55
D01C: Smoking cigarettes or using chewing tobacco while you were at school?																
1. None	86.2	81.2	91.0	84.5	94.9	85.3	85.1	86.9	87.0	88.8	77.3	96.8	88.0	75.3	69.2	49.1
2. One day	2.5	3.5	1.6	2.4	1.6	2.4	2.7	2.0	3.5	1.9	4.2	0.6	1.9	3.9	5.0	13.6
3. Two days	2.4	2.2	2.1	2.4	0.7	1.9	3.6	2.9	0.6	2.1	3.9	1.0	1.3	4.1	6.5	3.5
4. 3-5 days	2.1	2.9	1.4	2.3	1.8	1.8	1.7	2.1	2.6	1.3	4.7	0.4	2.5	4.2	3.6	8.4
5. 6-9 days	0.7	1.1	0.4	0.9	-	1.0	0.6	0.3	1.4	0.6	1.2	-	1.3	3.1	0.2	2.1
6. 10 or more days	6.1	9.0	3.5	7.4	1.0	7.7	6.2	5.9	4.9	5.3	8.7	1.2	5.1	9.4	15.6	23.4
<i>Item 25710 Subject A05c</i>	<i>N</i> 2182	1045	1066	1524	252	392	585	777	428	1683	448	948	555	220	382	55
D01D: Carrying a weapon such as a gun, knife, or club to school?																
1. None	94.7	91.3	98.9	95.2	95.0	95.4	96.5	93.4	94.0	96.0	90.0	96.4	96.2	93.8	92.2	79.1
2. One day	0.9	1.7	0.2	1.0	0.5	1.3	0.6	1.0	1.1	0.7	1.6	0.4	0.5	1.1	1.5	8.6
3. Two days	0.7	1.0	0.2	0.4	1.9	0.6	0.7	0.9	0.5	0.7	0.7	0.5	0.7	1.6	0.6	1.5
4. 3-5 days	0.8	1.2	0.1	0.6	0.9	0.2	1.0	0.6	1.2	0.5	1.6	0.6	-	0.5	1.5	4.6
5. 6-9 days	0.4	0.8	-	0.4	-	1.1	0.3	0.2	0.2	0.3	0.7	-	0.4	-	1.0	3.0
6. 10 or more days	2.5	4.1	0.5	2.4	1.8	1.4	1.0	3.9	3.0	1.7	5.4	2.1	2.3	3.0	3.2	3.1
<i>Item 25720 Subject B07, S01</i>	<i>N</i> 2179	1044	1064	1522	251	390	583	777	428	1680	448	946	554	220	382	55
D02: During an average school week, about how many times . . .																
D02A: Do your teachers interrupt the class to deal with student misbehavior or goofing off?																
1. Never	12.1	14.0	9.9	11.5	11.4	11.3	15.0	11.4	10.1	11.2	14.4	11.4	14.6	8.9	10.9	6.9
2. Less than once a week	22.5	21.2	24.1	24.5	16.2	22.8	27.7	17.7	23.7	23.5	18.7	24.4	22.1	21.0	20.5	17.4
3. 1-2 times a week	24.9	22.4	27.2	26.1	21.8	23.6	26.0	25.2	24.0	25.0	25.4	26.7	21.8	29.5	21.7	30.5
4. 3-5 times a week	20.9	20.6	21.9	21.0	24.5	22.1	18.9	22.8	19.1	21.1	20.8	19.5	20.7	22.2	24.1	19.8
5. 6-9 times a week	9.7	11.0	8.8	9.3	10.3	9.5	7.5	10.8	11.0	9.4	11.5	8.4	11.8	8.3	10.4	14.0
6. 10-19 times a week	4.7	5.4	3.4	3.7	7.0	7.0	2.7	4.8	5.3	5.1	3.5	5.6	3.7	5.7	3.6	5.8
7. 20 or more	5.2	5.4	4.7	3.9	8.8	3.7	2.3	7.3	6.7	4.7	5.7	3.9	5.4	4.6	8.7	5.6
<i>Item 25730 Subject B04</i>	<i>N</i> 2169	1035	1063	1519	249	390	581	772	426	1672	446	943	548	219	380	55
D02B: Does misbehavior or goofing off by other students in your class interfere with your own learning?																
1. Never	37.2	42.0	32.6	37.6	36.7	39.7	36.3	36.2	37.8	35.8	42.6	34.7	38.8	37.3	41.2	31.1
2. Less than once a week	24.1	22.5	26.1	26.1	20.9	24.5	26.4	24.1	20.3	25.1	20.0	25.2	25.4	28.9	18.0	12.4
3. 1-2 times a week	17.6	14.8	20.1	16.7	18.6	16.8	18.9	15.4	20.4	17.6	17.1	17.7	17.1	18.2	18.6	15.6
4. 3-5 times a week	11.2	10.5	11.9	10.5	13.6	10.3	9.3	13.0	11.4	11.3	11.3	13.1	9.3	6.7	11.4	14.0
5. 6-9 times a week	4.7	4.9	4.3	5.0	4.1	3.8	5.7	4.4	4.6	4.9	4.2	4.9	4.3	3.4	3.6	18.5
6. 10-19 times a week	2.0	1.9	2.0	1.6	1.7	1.6	1.6	2.4	1.9	1.9	2.1	2.0	1.7	2.0	1.6	6.6
7. 20 or more	3.3	3.5	3.1	2.5	4.4	3.2	1.8	4.5	3.6	3.5	2.6	2.5	3.4	3.6	5.7	1.8
<i>Item 25740 Subject B04</i>	<i>N</i> 2163	1034	1057	1514	248	387	578	774	424	1666	447	946	546	217	377	54
D02C: Do you come to class late (after class has begun) without an approved excuse?																
1. Never	41.1	36.7	45.9	41.9	42.0	38.2	42.2	47.2	31.1	41.1	41.5	52.2	36.2	28.9	28.3	30.4
2. Less than once a week	30.6	30.8	30.8	31.1	29.5	24.3	32.3	28.7	37.7	30.0	33.2	28.6	32.2	34.5	32.5	25.6
3. 1-2 times a week	15.3	16.2	13.9	15.0	17.6	18.7	14.8	13.4	16.7	16.2	11.0	12.4	17.0	22.3	16.8	15.4
4. 3-5 times a week	8.1	9.9	6.6	7.7	7.3	11.6	5.9	7.5	9.1	8.0	8.5	5.4	10.2	10.5	9.4	15.0
5. 6-9 times a week	2.8	3.5	2.0	2.6	2.2	5.4	2.6	1.1	3.9	2.6	3.6	0.7	2.9	2.3	7.3	6.3
6. 10-19 times a week	0.8	1.5	0.2	0.9	0.9	0.9	1.4	0.8	0.1	0.7	1.3	0.2	1.0	0.6	2.1	3.1
7. 20 or more	1.2	1.5	0.6	0.8	0.6	1.0	0.9	1.4	1.5	1.2	0.8	0.5	0.5	0.9	3.5	4.2
<i>Item 25750 Subject B06</i>	<i>N</i> 2166	1034	1060	1514	250	388	580	773	425	1668	446	946	548	217	378	54

QUESTIONNAIRE FORM 2 1999	TOTAL	SEX		RACE		REGION				COLLEGE PLANS?		ILLICIT DRUG USE: LIFETIME					
		M	F	White	Black	NE	NC	S	W	Yes	No	None	Mari- juana Only	Few Pills	More Pills	Any Her- oin	
<i>N (Weighted No. of Cases):</i>	2322	1111	1106	1564	282	427	609	835	451	1730	461	992	586	229	404	59	
<i>% of Weighted Total:</i>	100.0	47.8	47.6	67.4	12.1	18.4	26.2	36.0	19.4	74.5	19.9	42.7	25.2	9.9	17.4	2.5	
D03: Do you feel that the rules about student behavior in your school are generally fair and reasonable?																	
5. Yes	18.7	19.7	18.2	19.2	20.6	13.0	20.6	19.8	19.7	18.9	17.3	23.0	17.2	13.6	13.9	8.5	
4. Yes, mostly	41.7	39.4	43.8	43.4	33.4	41.9	43.3	39.1	44.0	44.4	32.9	44.0	40.4	47.6	34.5	49.6	
3. Don't know, can't say	9.9	8.7	10.6	8.2	11.6	10.3	8.9	10.8	9.3	8.8	13.8	9.3	9.4	8.6	13.5	9.0	
2. No, mostly	17.0	18.8	15.9	17.3	16.5	19.7	14.2	16.5	18.9	16.9	16.7	13.6	21.0	15.4	20.7	16.9	
1. No	12.7	13.4	11.6	11.9	18.0	15.1	12.9	13.8	8.1	11.0	19.3	10.2	12.0	14.8	17.4	15.9	
<i>Item 25760 Subject B04, B10</i>	<i>N</i>	<i>2161</i>	<i>1037</i>	<i>1053</i>	<i>1516</i>	<i>247</i>	<i>387</i>	<i>578</i>	<i>770</i>	<i>427</i>	<i>1668</i>	<i>443</i>	<i>941</i>	<i>544</i>	<i>219</i>	<i>376</i>	<i>55</i>
D04: How satisfied are you with your life as a whole these days?																	
1. Completely dissatisfied	3.7	4.4	3.2	3.2	5.9	3.2	4.1	3.5	4.2	3.3	4.4	2.7	2.6	5.3	6.0	9.0	
2. Quite dissatisfied	7.2	7.2	7.4	6.7	6.4	8.0	7.9	5.9	8.0	7.4	7.1	5.1	10.7	7.5	7.1	5.6	
3. Somewhat dissatisfied	7.8	6.6	8.6	6.9	10.6	11.0	5.4	6.7	10.4	7.6	8.8	7.7	7.0	7.6	8.7	17.6	
4. Neither, or mixed feelings	11.3	10.0	12.6	9.6	9.2	12.1	7.7	11.6	14.8	10.7	12.7	10.0	12.0	13.9	12.6	7.6	
5. Somewhat satisfied	21.8	21.9	21.3	21.5	27.3	21.6	20.9	21.7	23.1	21.5	22.6	19.8	21.7	22.3	26.1	25.9	
6. Quite satisfied	36.8	37.3	36.5	41.3	27.5	33.0	43.4	38.2	28.8	38.6	30.2	42.9	33.5	35.9	29.2	28.5	
7. Completely satisfied	11.4	12.6	10.5	10.7	13.1	11.2	10.6	12.5	10.7	10.8	14.3	11.8	12.5	7.4	10.3	5.9	
<i>Item 6840 Subject P01, Q01</i>	<i>N</i>	<i>2163</i>	<i>1038</i>	<i>1057</i>	<i>1515</i>	<i>249</i>	<i>385</i>	<i>577</i>	<i>771</i>	<i>430</i>	<i>1664</i>	<i>447</i>	<i>941</i>	<i>544</i>	<i>220</i>	<i>376</i>	<i>55</i>
D05: These next questions ask you to guess how well you might do in several different situations.																	
How good do you think you would be . . .																	
D05A: As a husband or wife?																	
1. Poor	1.2	1.1	1.2	1.0	0.7	1.4	0.7	1.0	2.0	0.8	2.3	0.9	0.5	2.4	1.6	1.6	
2. Not so good	1.2	0.8	1.5	0.6	3.2	1.0	0.8	1.8	0.6	1.2	1.3	0.7	1.8	1.5	0.6	4.7	
3. Fairly good	7.8	6.5	8.5	6.4	11.6	8.5	7.8	6.4	9.6	7.2	10.3	7.0	8.2	8.2	8.6	7.5	
4. Good	32.5	33.5	31.7	34.3	27.1	33.3	32.9	31.7	32.4	33.2	30.8	34.8	30.7	30.7	30.8	28.8	
5. Very good	52.9	53.5	52.8	54.7	52.4	51.2	54.7	54.9	48.4	53.9	48.9	52.5	54.0	55.5	51.8	54.1	
8. Don't know	4.5	4.6	4.2	3.0	4.9	4.6	3.0	4.1	6.9	3.6	6.4	4.1	4.8	1.7	6.6	3.3	
<i>Item 6850 Subject D01, Q01</i>	<i>N</i>	<i>2157</i>	<i>1031</i>	<i>1058</i>	<i>1512</i>	<i>247</i>	<i>384</i>	<i>575</i>	<i>769</i>	<i>429</i>	<i>1661</i>	<i>444</i>	<i>937</i>	<i>545</i>	<i>220</i>	<i>377</i>	<i>55</i>
D05B: As a parent?																	
1. Poor	1.8	1.8	1.8	1.9	0.6	1.2	1.7	1.4	3.0	1.5	2.6	1.3	1.3	1.8	3.2	1.8	
2. Not so good	2.9	1.8	3.6	2.7	2.5	1.6	2.9	3.0	3.8	3.1	2.1	2.6	2.8	2.2	3.2	7.0	
3. Fairly good	8.8	9.8	7.4	9.0	8.6	10.9	9.1	7.4	8.9	8.1	12.5	10.5	7.2	10.3	6.0	8.8	
4. Good	28.8	31.7	26.4	30.7	20.0	26.5	30.7	29.7	26.9	29.9	25.1	29.2	24.3	32.3	31.8	32.0	
5. Very good	52.4	49.1	56.4	51.6	61.7	54.0	50.8	52.7	52.5	52.3	51.4	50.3	59.7	52.0	49.2	44.0	
8. Don't know	5.4	5.9	4.3	4.1	6.6	5.8	4.8	5.7	5.1	5.0	6.3	6.0	4.8	1.4	6.5	6.3	
<i>Item 6860 Subject D02, Q01</i>	<i>N</i>	<i>2150</i>	<i>1025</i>	<i>1057</i>	<i>1511</i>	<i>242</i>	<i>384</i>	<i>574</i>	<i>764</i>	<i>428</i>	<i>1656</i>	<i>444</i>	<i>936</i>	<i>541</i>	<i>219</i>	<i>376</i>	<i>55</i>
D05C: As a worker on a job?																	
1. Poor	0.5	0.8	0.2	0.4	0.3	0.6	0.3	0.7	0.2	0.3	1.0	0.3	-	0.4	1.5	-	
2. Not so good	0.5	0.8	0.2	0.4	0.5	0.3	0.2	0.6	1.0	0.4	1.1	0.1	0.4	-	1.5	1.6	
3. Fairly good	3.6	3.7	3.2	3.4	4.6	5.0	5.2	2.7	2.1	3.8	2.8	2.7	3.7	5.8	4.1	5.8	
4. Good	28.2	28.1	28.4	29.6	20.3	30.6	27.4	25.9	30.9	28.4	27.9	29.0	26.1	30.5	29.8	21.1	
5. Very good	65.3	64.5	66.5	65.3	72.3	62.0	65.6	68.3	62.7	65.8	64.4	66.6	66.6	61.6	61.9	69.5	
8. Don't know	1.8	2.1	1.5	1.0	1.9	1.5	1.2	1.8	3.1	1.3	2.8	1.3	3.1	1.6	1.1	2.0	
<i>Item 6870 Subject C03, Q01</i>	<i>N</i>	<i>2149</i>	<i>1024</i>	<i>1057</i>	<i>1510</i>	<i>242</i>	<i>383</i>	<i>574</i>	<i>763</i>	<i>428</i>	<i>1656</i>	<i>443</i>	<i>936</i>	<i>541</i>	<i>219</i>	<i>376</i>	<i>55</i>
D06: How much do you agree or disagree with each of the following statements?																	
D06A: There is too much competition in this society																	
1. Disagree	7.7	11.2	3.9	8.2	9.0	8.9	7.3	7.6	7.3	7.1	9.0	6.3	7.2	6.4	10.5	13.2	
2. Mostly disagree	10.3	12.9	7.9	12.1	8.3	11.5	11.9	8.3	10.8	11.5	6.5	10.1	12.1	8.7	9.4	13.4	
3. Neither	19.9	24.5	14.8	20.7	17.8	16.8	20.6	21.3	19.3	19.3	21.6	22.5	18.3	16.7	17.3	25.4	
4. Mostly agree	35.6	31.3	41.1	36.2	28.5	39.0	35.3	35.5	33.2	37.5	29.5	36.4	38.1	39.2	30.6	25.6	
5. Agree	26.4	20.1	32.3	22.8	36.4	23.7	24.9	27.2	29.3	24.7	33.3	24.7	24.3	29.0	32.2	22.3	
<i>Item 7010 Subject Q08</i>	<i>N</i>	<i>2122</i>	<i>1017</i>	<i>1040</i>	<i>1492</i>	<i>237</i>	<i>375</i>	<i>568</i>	<i>755</i>	<i>424</i>	<i>1635</i>	<i>441</i>	<i>925</i>	<i>534</i>	<i>215</i>	<i>372</i>	<i>53</i>

QUESTIONNAIRE FORM 2 1999	TOTAL	SEX		RACE		REGION				COLLEGE PLANS?		ILLICIT DRUG USE: LIFETIME				
		M	F	White	Black	NE	NC	S	W	Yes	No	None	Mari- juana Only	Few Pills	More Pills	Any Her- oin
<i>N (Weighted No. of Cases):</i>	2322	1111	1106	1564	282	427	609	835	451	1730	461	992	586	229	404	59
<i>% of Weighted Total:</i>	100.0	47.8	47.6	67.4	12.1	18.4	26.2	36.0	19.4	74.5	19.9	42.7	25.2	9.9	17.4	2.5
D06B: Too many young people are sloppy about their grooming and clothing, and just don't care how they look																
1. Disagree	12.4	15.5	9.4	11.8	11.3	14.0	10.4	10.0	18.2	12.1	12.8	9.2	12.1	11.5	18.9	15.1
2. Mostly disagree	22.0	22.1	22.6	23.1	18.9	26.0	24.2	18.1	22.5	23.3	18.0	23.7	22.9	23.4	17.1	16.0
3. Neither	28.9	27.9	29.3	29.8	20.2	29.1	29.1	29.8	26.7	29.9	25.4	26.4	31.6	28.9	30.9	34.6
4. Mostly agree	23.1	21.0	25.2	23.2	25.8	20.3	22.5	25.9	21.6	23.0	24.0	25.5	21.1	25.7	18.9	27.8
5. Agree	13.5	13.5	13.5	12.2	23.8	10.6	13.7	16.3	10.9	11.7	19.9	15.1	12.3	10.5	14.2	6.4
<i>Item 7020 Subject Q08</i>	<i>N 2121</i>	<i>1014</i>	<i>1042</i>	<i>1492</i>	<i>236</i>	<i>376</i>	<i>567</i>	<i>756</i>	<i>423</i>	<i>1633</i>	<i>442</i>	<i>924</i>	<i>534</i>	<i>215</i>	<i>372</i>	<i>53</i>
D06C: There is too much hard rock music on the radio these days																
1. Disagree	35.0	38.5	32.1	39.8	17.9	40.2	34.3	32.1	36.3	34.8	35.9	29.5	33.1	36.2	50.0	38.0
2. Mostly disagree	21.1	19.9	22.4	22.9	14.8	20.8	23.7	20.6	19.0	22.6	15.8	22.4	24.0	18.8	16.2	18.6
3. Neither	29.9	27.3	32.3	27.1	37.7	27.5	27.8	31.5	32.1	29.4	31.5	32.6	29.6	30.0	24.0	30.8
4. Mostly agree	7.3	6.3	8.5	6.5	8.6	7.0	7.6	7.9	6.3	7.5	6.7	8.4	6.4	10.2	4.9	3.6
5. Agree	6.6	8.0	4.6	3.8	21.1	4.6	6.6	7.9	6.3	5.6	10.2	7.1	6.8	4.9	4.9	9.1
<i>Item 7030 Subject Q08</i>	<i>N 2114</i>	<i>1009</i>	<i>1040</i>	<i>1491</i>	<i>234</i>	<i>375</i>	<i>566</i>	<i>753</i>	<i>420</i>	<i>1627</i>	<i>442</i>	<i>921</i>	<i>531</i>	<i>214</i>	<i>371</i>	<i>53</i>
D06D: People should do their own thing, even if other people think it's strange																
1. Disagree	2.0	3.0	0.6	1.7	3.3	1.3	2.1	2.5	1.4	1.6	3.0	2.0	1.4	-	2.5	1.6
2. Mostly disagree	4.7	5.6	3.8	5.1	5.2	5.7	4.8	4.4	4.4	4.7	5.1	5.6	3.1	5.3	4.6	1.7
3. Neither	12.3	13.4	10.7	11.8	10.2	11.1	9.5	14.7	12.9	12.5	11.7	14.2	13.8	7.7	8.6	7.1
4. Mostly agree	35.3	35.1	35.4	36.6	28.8	36.4	36.7	31.0	40.1	36.6	30.4	36.8	38.6	33.7	30.0	31.3
5. Agree	45.7	42.9	49.5	44.8	52.4	45.5	47.0	47.5	41.1	44.5	49.8	41.4	43.1	53.3	54.3	58.3
<i>Item 7040 Subject Q08</i>	<i>N 2115</i>	<i>1010</i>	<i>1040</i>	<i>1490</i>	<i>236</i>	<i>375</i>	<i>565</i>	<i>755</i>	<i>421</i>	<i>1629</i>	<i>442</i>	<i>923</i>	<i>532</i>	<i>214</i>	<i>371</i>	<i>53</i>
D06E: I get a real kick out of doing things that are a little dangerous																
1. Disagree	15.5	9.9	20.7	12.7	32.1	16.9	13.6	19.1	10.4	15.2	15.4	22.1	12.7	8.2	7.5	4.5
2. Mostly disagree	14.3	10.7	18.3	15.0	14.5	15.0	15.2	13.9	13.2	15.5	10.3	18.6	15.8	8.6	5.7	8.1
3. Neither	26.1	22.7	28.9	24.9	26.6	21.6	25.4	28.9	26.1	25.0	30.3	27.7	29.3	21.1	22.2	18.6
4. Mostly agree	28.5	35.1	22.3	31.8	16.7	30.8	30.8	24.8	29.8	29.6	25.6	21.9	27.8	37.8	39.7	34.6
5. Agree	15.6	21.6	9.7	15.6	10.1	15.6	14.9	13.4	20.5	14.7	18.5	9.8	14.4	24.2	24.9	34.2
<i>Item 7050 Subject Q04</i>	<i>N 2113</i>	<i>1011</i>	<i>1037</i>	<i>1487</i>	<i>235</i>	<i>376</i>	<i>564</i>	<i>752</i>	<i>421</i>	<i>1626</i>	<i>441</i>	<i>921</i>	<i>531</i>	<i>214</i>	<i>371</i>	<i>53</i>
D06F: I like to test myself every now and then by doing something a little risky																
1. Disagree	13.7	8.0	18.9	10.9	29.2	14.0	11.8	17.0	10.2	13.3	14.0	17.4	15.6	5.7	6.4	6.0
2. Mostly disagree	12.3	9.2	15.7	11.8	11.5	12.0	12.2	11.9	13.2	13.7	7.9	17.1	8.7	12.0	6.1	3.1
3. Neither	22.1	21.6	22.3	21.3	26.8	21.4	22.9	22.4	21.2	20.6	27.6	22.1	24.0	21.6	20.2	15.2
4. Mostly agree	33.1	36.5	30.3	36.7	17.6	33.8	33.3	31.4	35.3	34.7	29.3	30.0	34.7	33.7	39.2	36.3
5. Agree	18.8	24.8	12.8	19.4	14.9	18.9	19.7	17.3	20.0	17.7	21.2	13.4	17.0	27.0	28.1	39.5
<i>Item 7060 Subject Q04</i>	<i>N 2110</i>	<i>1008</i>	<i>1038</i>	<i>1489</i>	<i>234</i>	<i>376</i>	<i>564</i>	<i>752</i>	<i>418</i>	<i>1623</i>	<i>442</i>	<i>923</i>	<i>531</i>	<i>213</i>	<i>367</i>	<i>53</i>
D06G: I take a positive attitude toward myself																
1. Disagree	4.1	3.5	4.6	3.9	4.6	5.8	3.5	4.1	3.4	3.4	6.5	2.7	5.0	3.2	5.9	8.3
2. Mostly disagree	6.9	4.1	9.7	7.1	5.0	8.8	5.5	7.4	6.0	6.6	8.1	5.4	6.5	8.2	9.7	10.4
3. Neither	15.1	14.5	15.1	15.1	9.5	15.2	14.6	14.5	16.7	14.0	19.4	14.2	13.9	12.0	20.1	15.5
4. Mostly agree	35.2	36.2	34.8	37.8	25.5	34.7	38.6	34.2	32.8	37.1	28.0	35.9	34.6	45.4	30.0	31.7
5. Agree	38.8	41.7	35.8	36.1	55.3	35.4	37.7	39.9	41.1	38.9	38.0	41.7	39.9	31.2	34.4	34.1
<i>Item 12550 Subject Q01</i>	<i>N 2106</i>	<i>1004</i>	<i>1037</i>	<i>1487</i>	<i>232</i>	<i>374</i>	<i>564</i>	<i>749</i>	<i>418</i>	<i>1619</i>	<i>441</i>	<i>921</i>	<i>530</i>	<i>212</i>	<i>367</i>	<i>53</i>
D06H: I feel I am a person of worth, on an equal plane with others																
1. Disagree	3.2	2.9	3.1	2.8	3.4	4.0	2.6	3.5	2.5	2.4	5.6	2.2	3.2	1.4	4.8	4.9
2. Mostly disagree	4.1	3.5	4.7	3.9	3.7	7.0	3.8	3.2	3.5	3.7	5.7	2.6	3.8	4.2	6.9	12.9
3. Neither	13.3	14.2	11.7	12.8	11.4	13.9	10.4	15.7	12.2	12.1	17.8	11.2	14.0	12.3	16.7	18.4
4. Mostly agree	31.3	29.8	33.7	33.9	19.4	28.0	34.4	29.3	33.6	31.3	31.6	32.2	29.8	39.6	27.9	29.9
5. Agree	48.2	49.7	46.7	46.7	62.0	47.1	48.8	48.4	48.2	50.5	39.3	51.8	49.2	42.5	43.7	33.9
<i>Item 12570 Subject Q01</i>	<i>N 2104</i>	<i>1005</i>	<i>1035</i>	<i>1485</i>	<i>235</i>	<i>375</i>	<i>562</i>	<i>752</i>	<i>416</i>	<i>1620</i>	<i>441</i>	<i>920</i>	<i>532</i>	<i>212</i>	<i>366</i>	<i>52</i>

QUESTIONNAIRE FORM 2 1999	TOTAL	SEX		RACE		REGION				COLLEGE PLANS?		ILLICIT DRUG USE: LIFETIME				
		M	F	White	Black	NE	NC	S	W	Yes	No	None	Mari- juana Only	Few Pills	More Pills	Any Her- oin
<i>N (Weighted No. of Cases):</i>	2322	1111	1106	1564	282	427	609	835	451	1730	461	992	586	229	404	59
<i>% of Weighted Total:</i>	100.0	47.8	47.6	67.4	12.1	18.4	26.2	36.0	19.4	74.5	19.9	42.7	25.2	9.9	17.4	2.5
D06I: I am able to do things as well as most other people																
1. Disagree	1.4	1.4	1.2	1.1	3.4	0.8	0.9	2.5	0.8	1.0	2.7	1.3	0.9	0.8	2.0	1.9
2. Mostly disagree	3.1	1.6	4.7	2.8	2.2	3.3	3.5	2.6	3.2	2.4	5.6	2.6	2.5	2.0	4.7	11.0
3. Neither	9.1	9.5	8.0	8.5	9.3	10.6	7.2	10.3	8.1	8.0	12.4	7.4	11.6	7.4	9.8	8.6
4. Mostly agree	34.5	34.9	34.8	37.4	20.6	36.1	38.1	31.4	33.7	34.9	32.8	32.3	35.9	42.2	35.1	34.8
5. Agree	51.9	52.7	51.3	50.4	64.4	49.3	50.3	53.1	54.3	53.8	46.6	56.4	49.1	47.6	48.4	43.7
<i>Item 12580 Subject Q01</i>	<i>N 2100</i>	<i>1005</i>	<i>1032</i>	<i>1482</i>	<i>235</i>	<i>374</i>	<i>562</i>	<i>748</i>	<i>416</i>	<i>1616</i>	<i>440</i>	<i>918</i>	<i>530</i>	<i>212</i>	<i>365</i>	<i>52</i>
D06J: On the whole, I'm satisfied with myself																
1. Disagree	3.7	3.0	4.1	3.0	5.1	3.3	3.7	3.5	4.4	2.9	6.2	2.9	4.4	1.9	4.5	7.0
2. Mostly disagree	5.4	4.8	6.1	5.1	6.5	8.8	2.4	6.9	3.6	5.6	5.1	4.1	4.7	6.8	7.3	11.6
3. Neither	12.4	10.4	13.8	11.5	9.5	14.2	12.0	12.3	11.4	11.2	15.4	11.2	13.7	10.6	14.3	11.9
4. Mostly agree	34.7	33.6	36.4	37.3	25.4	35.4	37.3	31.0	37.1	34.6	35.5	33.5	33.6	42.5	37.6	24.5
5. Agree	43.9	48.1	39.5	43.1	53.6	38.4	44.6	46.3	43.6	45.6	37.8	48.3	43.5	38.2	36.2	45.1
<i>Item 12620 Subject P01, Q01</i>	<i>N 2097</i>	<i>1000</i>	<i>1032</i>	<i>1479</i>	<i>234</i>	<i>372</i>	<i>561</i>	<i>748</i>	<i>417</i>	<i>1613</i>	<i>441</i>	<i>914</i>	<i>530</i>	<i>213</i>	<i>365</i>	<i>52</i>
D06K: I feel I do not have much to be proud of																
1. Disagree	45.7	46.0	45.9	45.5	51.7	45.0	44.2	49.3	42.1	48.4	37.7	51.2	44.8	37.3	39.8	28.7
2. Mostly disagree	26.7	26.2	27.3	29.2	18.5	25.3	31.6	23.2	27.7	27.5	23.5	25.0	28.6	34.5	25.1	23.5
3. Neither	13.6	13.3	13.3	13.6	11.2	12.4	11.8	15.3	13.9	12.6	17.4	12.3	12.7	15.0	16.1	19.2
4. Mostly agree	8.1	8.6	7.6	7.5	8.3	10.1	8.7	6.6	8.0	7.3	10.8	6.4	7.7	8.1	12.2	11.8
5. Agree	5.9	5.9	5.9	4.2	10.3	7.2	3.8	5.6	8.3	4.3	10.5	5.0	6.2	5.1	6.8	16.8
<i>Item 12660 Subject Q01</i>	<i>N 2091</i>	<i>995</i>	<i>1032</i>	<i>1476</i>	<i>234</i>	<i>370</i>	<i>560</i>	<i>749</i>	<i>413</i>	<i>1608</i>	<i>441</i>	<i>915</i>	<i>529</i>	<i>210</i>	<i>365</i>	<i>51</i>
D06L: Sometimes I think that I am no good at all																
1. Disagree	44.0	48.0	40.2	43.3	53.6	41.6	43.5	44.9	45.3	45.9	38.2	47.0	46.3	41.0	36.8	31.5
2. Mostly disagree	21.6	20.7	22.5	23.4	16.4	17.1	23.4	20.9	24.3	22.0	19.9	20.5	20.4	25.5	23.6	19.5
3. Neither	15.0	15.6	13.9	15.0	12.3	16.9	12.3	17.6	12.1	13.5	20.2	13.8	15.1	12.4	17.5	24.2
4. Mostly agree	12.2	9.3	15.2	11.6	9.9	16.3	11.6	10.2	12.8	12.5	10.6	11.7	12.2	13.2	12.8	14.5
5. Agree	7.2	6.3	8.2	6.7	7.8	8.1	9.1	6.4	5.4	6.2	11.0	7.0	6.0	8.0	9.2	10.4
<i>Item 12680 Subject Q01</i>	<i>N 2086</i>	<i>991</i>	<i>1031</i>	<i>1474</i>	<i>234</i>	<i>368</i>	<i>560</i>	<i>746</i>	<i>413</i>	<i>1603</i>	<i>440</i>	<i>912</i>	<i>530</i>	<i>209</i>	<i>361</i>	<i>51</i>
D06M: I feel that I can't do anything right																
1. Disagree	50.5	55.6	45.9	50.8	55.0	50.3	49.0	51.0	52.0	52.7	43.8	54.8	50.5	45.0	46.4	30.1
2. Mostly disagree	23.7	21.4	26.3	26.1	17.8	21.4	28.6	21.4	23.4	23.9	22.5	22.1	25.0	25.4	24.4	26.4
3. Neither	14.7	14.0	14.8	13.8	14.1	15.5	11.6	16.9	14.4	14.3	16.4	14.3	14.7	15.0	14.7	21.6
4. Mostly agree	7.5	6.0	8.9	6.6	8.6	8.7	7.1	7.8	6.2	6.3	11.7	6.3	5.9	9.9	10.4	14.0
5. Agree	3.5	3.0	4.1	2.6	4.6	4.1	3.7	2.9	4.1	2.8	5.6	2.5	3.9	4.6	4.3	8.0
<i>Item 12720 Subject Q01</i>	<i>N 2091</i>	<i>996</i>	<i>1031</i>	<i>1474</i>	<i>235</i>	<i>370</i>	<i>560</i>	<i>746</i>	<i>416</i>	<i>1607</i>	<i>441</i>	<i>913</i>	<i>530</i>	<i>212</i>	<i>364</i>	<i>50</i>
D06N: I feel that my life is not very useful																
1. Disagree	58.6	61.9	55.4	59.2	62.5	57.1	60.0	59.2	56.9	60.4	52.3	63.0	58.5	55.6	51.3	43.5
2. Mostly disagree	19.3	18.5	20.8	21.0	14.7	18.4	21.1	17.1	21.9	19.3	19.6	17.4	19.7	26.5	21.0	11.7
3. Neither	12.6	10.2	14.1	11.7	12.4	12.2	9.1	15.5	12.3	11.9	14.4	11.7	12.8	11.3	13.5	23.2
4. Mostly agree	5.9	5.4	6.4	5.7	4.0	8.0	6.3	5.4	4.4	5.3	8.1	5.2	5.7	4.6	8.5	7.9
5. Agree	3.6	4.0	3.3	2.3	6.5	4.3	3.5	2.9	4.5	3.0	5.7	2.7	3.3	2.1	5.7	13.7
<i>Item 12750 Subject Q01</i>	<i>N 2090</i>	<i>995</i>	<i>1031</i>	<i>1473</i>	<i>235</i>	<i>369</i>	<i>558</i>	<i>747</i>	<i>416</i>	<i>1606</i>	<i>441</i>	<i>913</i>	<i>530</i>	<i>211</i>	<i>364</i>	<i>50</i>
D07: How many of your friends would you estimate . . .																
D07A: Smoke cigarettes?																
1. None	10.7	9.9	11.3	7.9	26.9	10.4	7.4	12.5	12.0	11.0	8.6	17.0	7.9	3.2	3.0	4.4
2. A few	28.3	24.0	31.4	25.7	32.1	27.9	27.3	26.5	32.9	29.0	25.7	38.4	25.6	24.6	12.1	6.9
3. Some	30.0	33.6	26.7	31.0	23.6	27.4	33.4	29.1	29.3	30.4	29.8	28.9	34.8	34.2	24.0	26.6
4. Most	26.9	27.7	26.9	30.9	15.4	29.4	28.0	27.5	22.0	25.8	30.2	15.1	26.6	34.3	50.4	47.1
5. All	4.2	4.8	3.7	4.6	1.9	4.9	3.9	4.3	3.8	3.9	5.7	0.7	5.1	3.8	10.4	15.1
<i>Item 7070 Subject A02a</i>	<i>N 2096</i>	<i>1008</i>	<i>1025</i>	<i>1480</i>	<i>230</i>	<i>370</i>	<i>559</i>	<i>747</i>	<i>420</i>	<i>1607</i>	<i>440</i>	<i>910</i>	<i>531</i>	<i>213</i>	<i>367</i>	<i>51</i>

DESCRIPTIVE RESULTS: 1999

115

QUESTIONNAIRE FORM 2 1999	TOTAL	SEX		RACE		REGION				COLLEGE PLANS?		ILLICIT DRUG USE: LIFETIME				
		M	F	White	Black	NE	NC	S	W	Yes	No	None	Mari- juana Only	Few Pills	More Pills	Any Her- oin
<i>N (Weighted No. of Cases):</i>	2322	1111	1106	1564	282	427	609	835	451	1730	461	992	586	229	404	59
<i>% of Weighted Total:</i>	100.0	47.8	47.6	67.4	12.1	18.4	26.2	36.0	19.4	74.5	19.9	42.7	25.2	9.9	17.4	2.5
D07B: Smoke marijuana (pot, weed) or hashish?																
1. None	19.3	16.3	21.7	18.0	21.7	14.7	21.7	21.1	16.7	18.9	19.2	33.9	8.8	9.0	5.8	1.2
2. A few	32.3	31.4	32.6	34.4	25.8	34.1	33.5	32.5	28.8	33.0	30.0	41.9	29.6	29.1	16.2	20.7
3. Some	24.2	23.7	25.1	25.3	19.9	23.5	23.6	25.2	23.7	25.5	20.6	18.5	32.1	26.5	25.1	26.9
4. Most	19.7	23.5	16.5	18.8	26.9	22.6	17.7	17.5	23.5	18.7	23.1	5.3	25.1	29.7	39.3	39.3
5. All	4.6	5.1	4.1	3.5	5.8	5.1	3.3	3.7	7.2	3.9	7.1	0.4	4.4	5.7	13.6	11.9
<i>Item 7080 Subject A02a</i>	<i>N 2096</i>	<i>1009</i>	<i>1024</i>	<i>1479</i>	<i>231</i>	<i>368</i>	<i>559</i>	<i>749</i>	<i>420</i>	<i>1607</i>	<i>441</i>	<i>911</i>	<i>531</i>	<i>213</i>	<i>367</i>	<i>51</i>
D07C: Take LSD?																
1. None	67.8	64.2	71.0	64.5	87.8	60.9	69.1	71.2	66.3	67.5	68.6	82.7	76.1	54.3	33.9	16.2
2. A few	20.7	22.6	18.8	23.1	9.7	25.0	20.8	18.6	20.5	22.1	16.1	15.3	17.7	32.9	31.1	23.3
3. Some	7.6	8.6	6.9	8.3	2.2	7.2	7.1	7.7	8.3	7.1	9.5	2.0	5.6	9.6	19.2	36.3
4. Most	3.0	3.6	2.5	3.4	0.1	5.9	2.0	1.9	3.6	2.6	4.5	-	0.3	3.1	12.4	16.5
5. All	0.9	1.1	0.8	0.6	0.2	1.1	1.0	0.6	1.2	0.8	1.3	0.1	0.2	-	3.4	7.8
<i>Item 7090 Subject A02a</i>	<i>N 2077</i>	<i>999</i>	<i>1014</i>	<i>1470</i>	<i>225</i>	<i>367</i>	<i>555</i>	<i>741</i>	<i>415</i>	<i>1591</i>	<i>440</i>	<i>902</i>	<i>526</i>	<i>213</i>	<i>363</i>	<i>51</i>
D07D: Take other psychedelics (mescaline, peyote, PCP, etc.)?																
1. None	77.5	76.6	78.3	75.5	90.9	73.1	78.7	80.3	74.6	77.5	76.5	88.0	84.1	70.8	53.7	22.2
2. A few	15.3	15.7	14.7	17.4	6.4	16.7	15.4	13.9	16.6	16.3	12.3	10.3	12.4	26.3	22.8	36.7
3. Some	4.8	5.1	4.7	5.0	1.7	6.6	4.4	3.9	5.2	4.4	6.4	1.6	2.8	2.8	14.4	20.1
4. Most	1.6	1.6	1.7	1.7	0.5	2.2	0.8	1.4	2.6	1.2	3.1	*	0.2	0.2	6.7	13.3
5. All	0.8	1.0	0.6	0.5	0.5	1.3	0.6	0.4	1.1	0.5	1.7	*	0.4	-	2.3	7.7
<i>Item 7100 Subject A02a</i>	<i>N 2081</i>	<i>1000</i>	<i>1017</i>	<i>1473</i>	<i>225</i>	<i>366</i>	<i>556</i>	<i>740</i>	<i>419</i>	<i>1594</i>	<i>440</i>	<i>901</i>	<i>529</i>	<i>212</i>	<i>366</i>	<i>51</i>
D07E: Take amphetamines (uppers, pep pills, bennies, speed)?																
1. None	69.2	70.6	67.4	65.5	88.0	71.6	68.7	68.9	68.5	69.5	67.1	81.6	79.9	60.4	34.1	30.8
2. A few	20.6	19.0	22.3	23.6	8.3	19.2	23.0	19.7	20.2	21.6	18.1	15.0	15.9	34.3	33.2	19.8
3. Some	7.3	7.1	7.9	8.1	2.3	5.4	5.4	9.7	7.5	7.0	8.9	3.1	3.2	4.9	21.8	32.8
4. Most	2.2	2.5	2.0	2.4	1.3	3.0	2.1	1.7	2.7	1.3	4.9	0.3	0.8	0.4	8.7	13.4
5. All	0.6	0.8	0.4	0.3	0.2	0.8	0.8	*	1.1	0.5	1.0	0.1	0.2	-	2.2	3.2
<i>Item 7110 Subject A02a</i>	<i>N 2079</i>	<i>1000</i>	<i>1016</i>	<i>1475</i>	<i>224</i>	<i>367</i>	<i>554</i>	<i>741</i>	<i>418</i>	<i>1593</i>	<i>438</i>	<i>902</i>	<i>528</i>	<i>213</i>	<i>364</i>	<i>51</i>
D07F: Take quaaludes (quads, methaqualone)?																
1. None	84.5	83.2	85.8	83.2	94.1	84.1	85.9	85.4	81.8	84.9	83.0	91.8	90.2	84.2	63.8	49.8
2. A few	11.1	11.7	10.4	12.3	3.8	10.8	9.0	11.4	13.3	11.6	9.9	7.1	7.6	14.1	21.7	29.5
3. Some	3.0	3.2	2.9	3.0	1.9	3.0	3.2	2.3	3.9	2.4	4.9	1.0	1.3	1.3	10.0	8.7
4. Most	1.0	1.2	0.9	1.3	-	1.4	1.3	0.7	0.9	0.6	2.2	-	0.7	0.4	3.5	7.8
5. All	0.4	0.6	0.1	0.3	0.2	0.7	0.7	0.2	0.1	0.5	-	0.1	0.2	-	1.0	4.1
<i>Item 7120 Subject A02a</i>	<i>N 2074</i>	<i>1000</i>	<i>1011</i>	<i>1467</i>	<i>225</i>	<i>365</i>	<i>556</i>	<i>733</i>	<i>419</i>	<i>1587</i>	<i>440</i>	<i>899</i>	<i>530</i>	<i>209</i>	<i>363</i>	<i>51</i>
D07G: Take barbiturates (downers, goofballs, reds, yellows, etc.)?																
1. None	79.1	80.0	77.7	76.4	93.4	79.4	78.2	79.3	79.6	79.8	75.8	88.0	88.1	69.5	53.6	50.6
2. A few	15.7	14.8	16.8	18.1	3.8	13.3	16.3	15.4	17.4	16.0	15.7	10.7	10.3	25.4	28.9	24.4
3. Some	3.8	3.7	4.1	4.2	1.9	5.3	4.1	4.1	1.7	3.2	6.4	1.3	1.1	5.0	11.9	15.3
4. Most	0.9	0.9	1.1	1.1	1.0	1.2	0.8	1.1	0.5	0.7	1.2	*	0.2	-	3.8	6.3
5. All	0.5	0.6	0.4	0.2	-	0.6	0.6	0.1	0.8	0.4	1.0	*	0.2	-	1.9	3.3
<i>Item 7130 Subject A02a</i>	<i>N 2072</i>	<i>995</i>	<i>1015</i>	<i>1467</i>	<i>226</i>	<i>367</i>	<i>553</i>	<i>738</i>	<i>414</i>	<i>1592</i>	<i>434</i>	<i>898</i>	<i>527</i>	<i>213</i>	<i>364</i>	<i>49</i>
D07H: Take tranquilizers?																
1. None	83.6	84.0	83.5	82.5	94.9	83.4	83.8	82.8	85.3	84.1	81.6	91.6	91.9	80.8	61.1	35.0
2. A few	11.4	10.8	11.7	12.4	2.7	10.1	12.3	11.7	10.7	11.9	10.4	7.2	6.7	17.4	22.3	33.1
3. Some	3.7	3.9	3.5	4.2	1.7	4.8	2.9	4.5	2.1	3.0	5.8	1.2	0.9	1.4	12.8	16.6
4. Most	0.7	0.7	0.8	0.6	0.7	1.0	0.4	0.6	1.0	0.6	0.9	-	0.3	0.4	1.9	11.4
5. All	0.6	0.6	0.4	0.3	-	0.7	0.6	0.3	0.9	0.4	1.3	*	0.2	-	1.9	3.9
<i>Item 7140 Subject A02a</i>	<i>N 2072</i>	<i>996</i>	<i>1015</i>	<i>1465</i>	<i>227</i>	<i>367</i>	<i>553</i>	<i>737</i>	<i>415</i>	<i>1591</i>	<i>434</i>	<i>898</i>	<i>525</i>	<i>213</i>	<i>364</i>	<i>50</i>

*=less than .05 percent.

MONITORING THE FUTURE

QUESTIONNAIRE FORM 2 1999	TOTAL	SEX		RACE		REGION				COLLEGE PLANS?		ILLICIT DRUG USE: LIFETIME				
		M	F	White	Black	NE	NC	S	W	Yes	No	None	Mari- juana Only	Few Pills	More Pills	Any Her- oin
<i>N (Weighted No. of Cases):</i>	2322	1111	1106	1564	282	427	609	835	451	1730	461	992	586	229	404	59
<i>% of Weighted Total:</i>	100.0	47.8	47.6	67.4	12.1	18.4	26.2	36.0	19.4	74.5	19.9	42.7	25.2	9.9	17.4	2.5
D07I: Take cocaine?																
1. None	72.2	70.6	74.0	70.6	88.7	73.6	74.5	73.0	66.8	73.3	68.1	84.7	80.8	58.8	43.7	21.8
2. A few	19.1	19.6	18.4	21.1	7.7	19.0	17.1	18.2	23.4	19.6	17.3	13.1	15.0	35.0	28.9	34.7
3. Some	5.8	6.9	4.8	5.7	2.3	4.4	6.1	6.0	6.1	5.0	8.8	1.6	3.6	4.9	16.5	26.2
4. Most	2.1	1.9	2.3	2.1	1.3	1.9	1.3	2.4	2.9	1.5	4.2	0.5	0.1	1.2	8.0	14.0
5. All	0.8	1.0	0.5	0.5	-	1.0	1.1	0.4	0.8	0.6	1.6	*	0.4	-	2.8	3.3
<i>Item 7150 Subject A02a</i>	<i>N</i> 2075	995	1016	1467	227	368	553	739	415	1593	436	899	527	213	364	50
D07J: Take heroin?																
1. None	87.3	87.2	87.1	87.1	92.7	83.8	89.5	88.3	85.6	88.4	82.6	90.5	91.8	84.5	82.1	41.6
2. A few	9.9	9.5	10.6	10.4	5.2	13.8	7.6	8.5	12.2	9.3	12.9	8.2	6.6	13.4	13.0	37.0
3. Some	1.7	2.1	1.5	1.4	1.3	1.0	1.8	1.9	1.9	1.4	3.0	1.1	1.1	1.3	3.5	8.2
4. Most	0.7	0.7	0.8	0.8	0.8	0.7	0.7	0.9	0.3	0.5	0.9	0.2	0.3	0.9	0.8	8.9
5. All	0.3	0.6	-	0.2	-	0.7	0.4	0.3	0.1	0.3	0.5	*	0.2	-	0.6	4.2
<i>Item 7160 Subject A02a</i>	<i>N</i> 2060	993	1008	1458	225	366	553	730	411	1580	435	889	524	213	363	50
D07K: Take other narcotics (methadone, opium, codeine, paregoric, etc.)?																
1. None	77.1	75.1	78.5	74.1	90.8	76.0	74.8	79.0	77.6	77.6	74.6	87.8	84.3	72.7	48.2	37.5
2. A few	16.2	17.6	15.3	19.1	3.8	15.7	18.9	14.7	15.8	16.2	17.3	10.4	12.9	24.4	29.3	27.1
3. Some	5.0	5.5	4.5	5.3	3.4	6.6	4.8	4.6	4.3	4.7	5.7	1.7	2.6	2.0	16.9	17.9
4. Most	1.1	1.1	1.2	1.2	1.9	1.1	0.8	1.3	1.2	1.0	1.1	0.1	-	0.9	3.2	14.1
5. All	0.6	0.7	0.5	0.3	-	0.7	0.8	0.3	1.0	0.5	1.3	*	0.2	-	2.4	3.5
<i>Item 7170 Subject A02a</i>	<i>N</i> 2071	996	1012	1464	227	367	551	738	415	1593	433	899	527	213	360	50
D07L: Use inhalants (sniff glue, aerosols, laughing gas, etc.)?																
1. None	78.4	78.3	78.4	76.3	88.4	77.0	75.2	81.4	78.6	78.9	75.6	84.4	86.4	70.2	60.1	54.4
2. A few	15.3	14.3	16.3	17.0	6.3	15.4	18.0	11.6	18.3	15.0	17.6	11.8	12.1	25.5	23.1	16.1
3. Some	4.5	5.1	4.0	4.8	3.9	4.7	4.9	5.2	2.4	4.6	4.1	3.3	0.9	3.9	11.7	12.3
4. Most	1.2	1.3	1.1	1.3	1.4	2.2	1.0	1.2	0.3	0.8	1.9	0.5	-	0.4	3.5	10.5
5. All	0.7	1.0	0.2	0.6	-	0.7	0.9	0.6	0.5	0.7	0.8	*	0.6	-	1.6	6.6
<i>Item 7180 Subject A02a</i>	<i>N</i> 2064	988	1013	1459	225	367	552	735	410	1585	432	895	525	211	361	49
D07M: Drink alcoholic beverages (liquor, beer, wine)?																
1. None	9.8	9.1	9.9	6.6	22.7	9.2	9.6	11.0	8.3	9.2	10.8	14.3	7.1	5.8	3.6	2.8
2. A few	13.5	11.4	16.0	12.1	16.8	8.6	13.8	14.9	14.9	13.4	14.0	22.1	9.2	5.2	4.5	3.5
3. Some	18.6	17.1	19.0	17.3	20.4	15.2	17.8	19.3	21.1	19.0	18.5	24.1	17.5	18.4	8.0	13.2
4. Most	37.9	39.0	37.8	42.1	27.7	41.7	40.4	37.2	32.3	38.9	33.7	31.2	45.3	47.3	37.1	53.4
5. All	20.3	23.3	17.4	22.0	12.5	25.3	18.3	17.6	23.3	19.5	23.0	8.3	20.9	23.4	46.8	27.1
<i>Item 7190 Subject A02a</i>	<i>N</i> 2075	999	1013	1466	227	368	555	737	415	1593	435	901	526	213	363	50
D07N: Get drunk at least once a week?																
1. None	18.5	15.8	20.7	14.7	34.8	16.8	18.8	19.5	17.6	18.8	16.2	27.8	13.4	11.1	6.0	8.2
2. A few	25.6	24.3	26.5	25.9	21.7	25.9	27.3	24.8	24.7	25.0	28.4	33.1	22.1	23.8	15.4	16.2
3. Some	25.8	26.0	25.9	27.0	22.4	24.2	25.7	27.2	25.0	26.8	23.2	24.5	29.0	29.5	22.4	31.7
4. Most	21.8	23.9	20.4	24.8	13.7	24.4	19.9	21.5	22.7	21.8	22.0	11.7	27.0	27.7	35.6	29.6
5. All	8.3	10.1	6.5	7.7	7.4	8.7	8.3	7.0	10.1	7.7	10.2	2.9	8.5	7.9	20.6	14.3
<i>Item 7200 Subject A02a</i>	<i>N</i> 2077	996	1018	1467	227	367	555	740	416	1597	434	902	527	213	363	50
Lately there has been some attention paid to certain drugs, including "crack" (cocaine in chunks or rocks).																
E01: How many of your friends would you estimate . . .																
E01A: Take "crack" cocaine?																
1. None	81.0	82.5	79.0	79.7	94.3	80.3	81.8	83.8	75.9	82.0	78.2	88.2	87.1	70.8	65.3	51.4
2. A few	14.5	12.8	16.8	16.5	3.0	15.7	13.9	12.4	17.8	14.6	14.0	10.3	11.0	24.9	22.2	28.9
3. Some	2.9	3.4	2.6	2.7	1.2	2.7	2.8	2.6	3.9	2.8	3.7	1.3	1.7	4.3	7.5	6.8
4. Most	0.9	0.6	1.2	0.8	0.6	0.5	1.0	0.7	1.3	0.4	2.4	0.2	-	-	3.3	7.7
5. All	0.7	0.7	0.4	0.2	0.9	0.7	0.5	0.6	1.1	0.3	1.7	*	0.2	-	1.7	5.2
<i>Item 7151 Subject A02a</i>	<i>N</i> 2067	993	1011	1465	223	365	555	733	414	1589	433	898	523	213	362	50

* = less than .05 percent.

DESCRIPTIVE RESULTS: 1999

117

QUESTIONNAIRE FORM 2 1999	TOTAL	SEX		RACE		REGION				COLLEGE PLANS?		ILLICIT DRUG USE: LIFETIME				
		M	F	White	Black	NE	NC	S	W	Yes	No	None	Mari- juana Only	Few Pills	More Pills	Any Her- oin
<i>N (Weighted No. of Cases):</i>	2322	1111	1106	1564	282	427	609	835	451	1730	461	992	586	229	404	59
<i>% of Weighted Total:</i>	100.0	47.8	47.6	67.4	12.1	18.4	26.2	36.0	19.4	74.5	19.9	42.7	25.2	9.9	17.4	2.5
E01B: Take PCP (angel dust, crystal, peace pill, killer weed, supergrass, crystal cyclone)?																
1. None	83.2	85.0	80.7	82.5	93.2	81.8	84.9	84.3	80.4	83.5	81.6	90.4	89.9	76.4	64.5	52.6
2. A few	12.7	11.3	14.8	13.8	3.7	13.8	11.8	11.6	14.8	13.3	11.3	8.6	8.8	20.8	22.6	22.2
3. Some	2.6	2.2	3.0	2.2	1.7	2.6	2.0	2.1	4.2	2.0	4.9	0.8	1.0	2.4	8.9	5.6
4. Most	1.0	0.8	1.3	1.0	1.4	1.0	0.6	1.6	0.6	0.8	1.4	0.1	0.1	-	2.7	16.1
5. All	0.5	0.7	0.2	0.4	-	0.8	0.7	0.4	0.1	0.4	0.7	*	0.2	0.4	1.3	3.5
<i>Item 7201 Subject A02a</i>	<i>N</i> 2065	992	1010	1465	226	364	555	734	412	1587	433	899	520	212	362	50
E01C: Take amyl or butyl nitrites (poppers, snappers, Locker Room, Vaporole, Rush, Kick, Bullet)?																
1. None	89.1	90.5	87.2	89.3	95.0	88.2	91.2	89.5	86.5	89.5	87.4	93.9	92.6	89.6	76.5	62.0
2. A few	8.8	7.5	10.5	8.8	3.8	8.9	7.3	8.3	11.6	8.8	8.6	5.7	6.5	9.3	17.3	20.3
3. Some	1.4	1.1	1.7	1.2	1.2	1.5	0.6	1.7	1.7	1.1	2.7	0.4	0.4	1.1	4.5	7.9
4. Most	0.4	0.3	0.4	0.4	-	0.8	0.4	0.2	0.2	0.2	0.8	-	0.2	-	0.8	6.5
5. All	0.4	0.5	0.1	0.2	-	0.7	0.5	0.3	0.1	0.3	0.5	*	0.2	-	0.9	3.3
<i>Item 7202 Subject A02a</i>	<i>N</i> 2059	992	1006	1461	224	363	554	730	412	1582	433	897	519	213	360	50
E02: How much do you think people risk harming themselves (physically or in other ways) if they . . .																
E02A: Try cocaine in powder form once or twice																
1. No risk	8.7	10.3	6.2	7.0	13.6	8.9	7.8	9.8	7.9	6.8	14.9	7.2	7.7	4.9	14.7	10.5
2. Slight risk	18.1	19.1	17.4	19.5	8.2	20.5	20.0	13.0	22.8	17.7	21.1	15.1	13.7	27.9	25.5	34.8
3. Moderate risk	21.0	18.9	23.5	23.9	7.6	25.0	22.6	17.6	21.3	22.9	14.2	21.8	21.7	21.1	18.9	18.2
4. Great risk	46.1	45.8	47.4	43.8	65.9	42.6	41.5	53.0	42.8	46.8	42.6	48.9	51.5	42.6	35.6	24.7
5. Can't say, drug unfamiliar	6.1	5.9	5.6	5.8	4.7	3.0	8.2	6.6	5.1	5.7	7.3	7.0	5.4	3.5	5.3	11.8
<i>Item 12501 Subject A14a</i>	<i>N</i> 2048	984	1001	1449	227	358	549	730	412	1576	428	893	520	208	358	48
E02B: Take cocaine powder occasionally																
1. No risk	4.8	5.4	3.3	3.1	11.7	3.7	4.1	6.2	4.0	4.1	6.4	5.2	4.7	1.8	4.5	2.7
2. Slight risk	5.4	5.6	5.3	5.3	4.7	6.1	5.7	4.3	6.6	3.6	12.7	2.0	3.2	7.1	15.9	8.4
3. Moderate risk	19.8	20.3	19.1	22.1	6.7	22.0	21.7	15.3	23.4	20.7	17.2	18.9	15.4	26.8	23.6	30.8
4. Great risk	64.2	63.3	66.7	64.2	71.3	65.0	61.5	67.5	61.4	66.6	55.1	66.8	71.7	60.9	51.6	46.3
5. Can't say, drug unfamiliar	5.8	5.4	5.5	5.3	5.5	3.2	7.1	6.8	4.7	5.0	8.6	7.0	5.0	3.3	4.3	11.8
<i>Item 12502 Subject A14a</i>	<i>N</i> 2042	979	1000	1445	225	354	549	728	412	1571	427	890	520	208	355	48
E02C: Take cocaine powder regularly																
1. No risk	4.5	5.0	3.1	2.7	11.7	3.4	4.1	5.8	3.8	3.8	6.2	5.2	4.7	1.8	3.4	1.3
2. Slight risk	1.0	0.8	1.4	0.5	1.9	0.6	0.5	0.9	2.5	0.7	2.3	0.3	0.8	1.8	2.6	2.0
3. Moderate risk	3.8	4.8	2.5	4.5	1.3	4.9	3.7	3.9	2.9	3.2	6.2	1.9	2.4	5.0	10.0	4.0
4. Great risk	84.6	83.8	87.2	87.1	79.2	87.6	84.5	82.8	85.3	87.0	76.7	85.3	86.9	88.0	79.7	81.0
5. Can't say, drug unfamiliar	6.0	5.6	5.8	5.2	5.8	3.5	7.3	6.6	5.4	5.3	8.6	7.3	5.3	3.3	4.4	11.8
<i>Item 12503 Subject A14a</i>	<i>N</i> 2044	981	1000	1447	226	356	549	728	412	1573	428	890	520	208	357	48
E02D: Try "crack" cocaine once or twice																
1. No risk	7.6	8.7	5.5	5.6	12.8	6.2	8.3	7.4	8.0	5.9	12.8	6.7	8.0	6.4	8.6	7.9
2. Slight risk	17.5	18.0	17.3	19.1	9.6	23.1	17.6	11.7	22.7	16.9	20.4	15.5	14.8	24.4	22.2	23.8
3. Moderate risk	20.4	18.2	22.8	22.2	8.0	19.2	22.8	17.1	24.0	22.1	14.0	20.5	19.7	20.6	20.6	27.3
4. Great risk	48.2	49.1	48.4	47.3	64.3	47.4	43.8	56.4	40.4	49.3	44.4	49.8	51.7	44.9	43.5	32.6
5. Can't say, drug unfamiliar	6.3	6.0	5.9	5.8	5.4	4.0	7.5	7.4	4.8	5.8	8.4	7.5	5.9	3.7	5.2	8.4
<i>Item 12504 Subject A14a</i>	<i>N</i> 2043	981	999	1448	224	358	548	726	411	1574	426	891	519	208	357	48
E02E: Take "crack" cocaine occasionally																
1. No risk	4.6	5.2	3.2	2.6	11.9	3.6	3.9	5.7	4.5	4.0	6.0	5.1	4.7	2.9	3.1	2.7
2. Slight risk	3.3	2.7	3.7	3.1	3.9	3.0	3.9	2.7	4.0	2.9	5.3	1.9	3.4	4.9	6.0	2.5
3. Moderate risk	18.7	18.1	19.5	20.9	8.4	24.4	21.0	13.3	20.0	18.4	20.5	18.1	14.7	24.4	21.2	30.7
4. Great risk	67.3	68.3	67.7	68.0	70.4	64.8	64.2	71.3	66.8	69.4	59.7	67.7	72.1	64.2	64.4	55.7
5. Can't say, drug unfamiliar	6.1	5.7	6.0	5.4	5.4	4.3	7.0	7.1	4.7	5.4	8.5	7.2	5.2	3.7	5.3	8.4
<i>Item 12505 Subject A14a</i>	<i>N</i> 2042	983	995	1446	225	357	547	726	412	1572	427	893	519	207	356	48

*=less than .05 percent.

MONITORING THE FUTURE

QUESTIONNAIRE FORM 2 1999	TOTAL	SEX		RACE		REGION				COLLEGE PLANS?		ILLICIT DRUG USE: LIFETIME					
		M	F	White	Black	NE	NC	S	W	Yes	No	None	Mari- juana Only	Few Pills	More Pills	Any Her- oin	
<i>N (Weighted No. of Cases):</i>	2322	1111	1106	1564	282	427	609	835	451	1730	461	992	586	229	404	59	
<i>% of Weighted Total:</i>	100.0	47.8	47.6	67.4	12.1	18.4	26.2	36.0	19.4	74.5	19.9	42.7	25.2	9.9	17.4	2.5	
E02F: Take “crack” cocaine regularly																	
1. No risk	4.5	5.1	3.2	2.6	11.8	3.2	3.9	5.6	4.7	4.0	5.8	4.9	4.9	3.4	3.0	1.3	
2. Slight risk	0.7	0.2	1.2	0.3	1.2	*	0.4	0.9	1.2	0.4	1.7	0.1	0.7	0.2	2.2	1.8	
3. Moderate risk	3.2	3.5	2.7	3.3	2.1	4.0	4.0	2.6	2.7	2.6	5.3	2.1	2.9	4.8	5.6	0.3	
4. Great risk	85.4	85.6	86.8	88.6	79.6	88.6	84.8	83.8	86.2	87.4	78.8	85.4	86.3	87.9	83.9	88.2	
5. Can’t say, drug unfamiliar	6.2	5.6	6.2	5.2	5.3	4.3	7.0	7.0	5.3	5.5	8.4	7.4	5.2	3.7	5.3	8.4	
<i>Item 12506 Subject A14a</i>	<i>N</i>	<i>2042</i>	<i>982</i>	<i>997</i>	<i>1446</i>	<i>226</i>	<i>357</i>	<i>546</i>	<i>727</i>	<i>412</i>	<i>1572</i>	<i>427</i>	<i>890</i>	<i>518</i>	<i>208</i>	<i>357</i>	<i>48</i>
E02G: Try PCP once or twice																	
1. No risk	7.9	9.0	6.0	6.0	13.7	6.3	9.5	7.7	7.4	6.4	12.5	6.5	8.1	6.9	10.0	10.4	
2. Slight risk	16.5	15.7	17.5	18.4	5.8	20.7	17.5	13.0	17.6	16.8	16.4	12.6	12.8	25.2	24.8	31.9	
3. Moderate risk	20.1	19.1	21.3	21.9	11.5	20.2	19.6	17.4	25.3	21.0	16.3	20.6	19.4	25.8	17.3	23.5	
4. Great risk	44.8	45.8	44.5	43.4	59.3	44.4	40.0	51.0	40.8	45.6	42.4	48.0	51.3	35.9	35.1	25.8	
5. Can’t say, drug unfamiliar	10.7	10.4	10.7	10.4	9.7	8.5	13.3	10.9	8.8	10.2	12.3	12.3	8.5	6.2	12.8	8.4	
<i>Item 12415 Subject A14a</i>	<i>N</i>	<i>2046</i>	<i>984</i>	<i>999</i>	<i>1448</i>	<i>227</i>	<i>357</i>	<i>548</i>	<i>729</i>	<i>412</i>	<i>1574</i>	<i>428</i>	<i>894</i>	<i>519</i>	<i>208</i>	<i>357</i>	<i>48</i>
E02H: Try crystal meth (“ice”)																	
1. No risk	7.4	8.0	5.9	5.3	14.2	5.5	8.8	7.3	7.3	6.0	11.7	6.4	8.2	5.1	8.8	9.1	
2. Slight risk	12.4	12.2	12.7	13.4	5.0	17.6	12.9	8.9	13.6	12.7	12.6	9.9	8.5	19.5	18.8	25.7	
3. Moderate risk	17.5	16.4	18.9	20.2	8.8	16.8	17.9	16.1	20.0	18.3	14.5	17.8	14.4	20.5	20.5	12.2	
4. Great risk	51.2	52.3	51.1	50.5	61.2	49.6	48.2	56.0	48.2	51.5	49.9	53.0	58.6	46.0	40.9	38.2	
5. Can’t say, drug unfamiliar	11.5	11.1	11.5	10.7	10.9	10.5	12.2	11.8	10.8	11.4	11.2	12.9	10.2	8.8	11.0	14.7	
<i>Item 24420 Subject A14a</i>	<i>N</i>	<i>2046</i>	<i>984</i>	<i>999</i>	<i>1448</i>	<i>227</i>	<i>357</i>	<i>548</i>	<i>729</i>	<i>412</i>	<i>1574</i>	<i>428</i>	<i>894</i>	<i>519</i>	<i>208</i>	<i>357</i>	<i>48</i>
E03: On how many occasions (if any) have you used “crack” cocaine?																	
E03A: . . . in your lifetime?																	
1. 0 occasions	95.0	94.7	95.5	94.7	99.4	94.8	95.4	95.5	93.4	96.3	90.0	100.0	100.0	92.8	82.8	42.4	
2. 1-2	2.9	2.8	2.7	3.2	-	2.4	2.4	3.3	3.3	2.4	4.6	-	-	7.2	9.5	24.1	
3. 3-5	0.4	0.6	0.3	0.4	0.6	0.5	0.5	0.4	0.3	0.4	0.6	-	-	-	1.8	5.0	
4. 6-9	0.7	0.9	0.5	0.6	-	1.4	0.4	0.1	1.4	0.4	1.8	-	-	-	2.5	11.3	
5. 10-19	0.3	0.4	0.3	0.4	-	0.3	0.4	0.4	0.3	0.3	0.7	-	-	-	1.5	4.2	
6. 20-39	0.3	-	0.5	0.2	-	-	0.3	-	1.0	*	1.1	-	-	-	1.5	-	
7. 40 or more	0.4	0.6	0.1	0.4	-	0.6	0.6	0.3	0.3	0.2	1.2	-	-	-	0.5	13.1	
<i>Item 22260 Subject A01a</i>	<i>N</i>	<i>2039</i>	<i>979</i>	<i>996</i>	<i>1447</i>	<i>227</i>	<i>349</i>	<i>549</i>	<i>732</i>	<i>409</i>	<i>1571</i>	<i>420</i>	<i>890</i>	<i>519</i>	<i>208</i>	<i>359</i>	<i>43</i>
E03B: . . . during the last 12 months?																	
1. 0 occasions	98.1	97.2	98.9	97.8	100.0	97.7	97.7	98.7	97.8	98.8	95.4	100.0	100.0	96.8	94.3	73.9	
2. 1-2	0.9	1.5	0.4	1.0	-	1.4	0.7	0.5	1.6	0.5	2.3	-	-	3.2	2.7	5.1	
3. 3-5	0.4	0.5	0.2	0.4	-	0.2	0.4	0.4	0.5	0.3	0.5	-	-	-	1.7	2.8	
4. 6-9	0.2	0.2	0.2	0.3	-	-	0.4	0.4	-	0.2	0.5	-	-	-	0.2	6.8	
5. 10-19	0.2	0.2	0.3	0.3	-	0.1	0.6	-	0.2	*	0.9	-	-	-	0.5	5.5	
6. 20-39	-	-	-	-	-	-	-	-	-	-	-	-	-	-	-	-	
7. 40 or more	0.2	0.4	-	0.2	-	0.6	0.3	0.1	-	0.2	0.4	-	-	-	0.5	5.9	
<i>Item 22270 Subject A01b</i>	<i>N</i>	<i>2038</i>	<i>979</i>	<i>996</i>	<i>1447</i>	<i>226</i>	<i>349</i>	<i>549</i>	<i>731</i>	<i>409</i>	<i>1571</i>	<i>419</i>	<i>890</i>	<i>519</i>	<i>208</i>	<i>359</i>	<i>43</i>
E03C: . . . during the last 30 days?																	
1. 0 occasions	99.2	99.0	99.6	99.2	100.0	99.4	98.6	99.6	99.4	99.6	98.2	100.0	100.0	100.0	97.8	84.7	
2. 1-2	0.4	0.5	0.3	0.5	-	0.3	0.5	0.4	0.6	0.1	1.3	-	-	-	1.2	7.3	
3. 3-5	*	-	*	*	-	*	-	-	-	*	-	-	-	-	-	0.3	
4. 6-9	0.2	0.2	0.2	0.2	-	-	0.6	-	-	0.1	0.4	-	-	-	0.4	3.8	
5. 10-19	*	0.1	-	*	-	-	-	0.1	-	-	0.1	-	-	-	0.2	-	
6. 20-39	-	-	-	-	-	-	-	-	-	-	-	-	-	-	-	-	
7. 40 or more	0.1	0.3	-	0.1	-	0.3	0.3	-	-	0.2	-	-	-	-	0.3	3.8	
<i>Item 22280 Subject A01c</i>	<i>N</i>	<i>2039</i>	<i>979</i>	<i>996</i>	<i>1447</i>	<i>227</i>	<i>349</i>	<i>549</i>	<i>732</i>	<i>409</i>	<i>1571</i>	<i>420</i>	<i>890</i>	<i>519</i>	<i>208</i>	<i>359</i>	<i>43</i>
E04: On how many occasions (if any) have you used PCP?																	
E04A: . . . in your lifetime?																	
1. 0 occasions	96.7	96.1	97.2	96.4	99.0	95.4	97.2	97.0	96.3	97.0	95.2	100.0	100.0	98.6	89.3	45.1	
2. 1-2	2.1	2.4	1.8	2.3	0.6	3.1	1.3	1.9	2.5	2.0	2.7	-	-	1.4	6.7	33.4	
3. 3-5	0.3	0.3	0.4	0.3	-	0.3	0.6	0.2	0.3	0.3	0.4	-	-	-	1.7	1.8	
4. 6-9	0.4	0.5	0.3	0.4	0.4	0.7	0.4	0.2	0.6	0.3	0.6	-	-	-	1.4	6.3	
5. 10-19	0.1	*	0.2	0.1	-	-	-	0.3	0.1	0.1	-	-	-	-	0.1	4.4	
6. 20-39	0.1	0.1	0.1	0.1	-	0.3	-	*	0.2	0.1	0.2	-	-	-	0.3	1.9	
7. 40 or more	0.3	0.5	-	0.3	-	0.3	0.6	0.3	-	0.2	0.9	-	-	-	0.6	7.1	
<i>Item 1181 Subject A01a</i>	<i>N</i>	<i>2037</i>	<i>980</i>	<i>993</i>	<i>1446</i>	<i>226</i>	<i>348</i>	<i>547</i>	<i>730</i>	<i>412</i>	<i>1567</i>	<i>423</i>	<i>888</i>	<i>517</i>	<i>208</i>	<i>358</i>	<i>46</i>

* = less than .05 percent.

QUESTIONNAIRE FORM 2 1999	TOTAL	SEX		RACE		REGION				COLLEGE PLANS?		ILLICIT DRUG USE: LIFETIME				
		M	F	White	Black	NE	NC	S	W	Yes	No	None	Mari- juana Only	Few Pills	More Pills	Any Her- oin
<i>N (Weighted No. of Cases):</i>	2322	1111	1106	1564	282	427	609	835	451	1730	461	992	586	229	404	59
<i>% of Weighted Total:</i>	100.0	47.8	47.6	67.4	12.1	18.4	26.2	36.0	19.4	74.5	19.9	42.7	25.2	9.9	17.4	2.5
E04B: . . . during the last 12 months?																
1. 0 occasions	98.2	98.1	98.4	98.0	99.6	97.3	98.3	98.2	99.0	98.5	97.3	100.0	100.0	99.4	93.8	75.5
2. 1-2	1.1	1.0	1.3	1.3	-	1.9	0.7	1.1	0.8	1.0	1.2	-	-	0.6	4.8	7.9
3. 3-5	0.2	0.3	0.1	0.1	0.4	0.2	0.4	-	0.2	0.2	0.2	-	-	-	0.6	3.2
4. 6-9	0.1	0.2	-	0.2	-	-	0.3	0.1	-	-	0.5	-	-	-	0.2	3.6
5. 10-19	0.1	0.1	0.2	0.2	-	0.3	-	0.3	-	0.1	0.2	-	-	-	-	6.3
6. 20-39	0.1	0.1	-	-	-	0.3	-	-	-	0.1	-	-	-	-	0.3	-
7. 40 or more	0.2	0.3	-	0.2	-	-	0.3	0.3	-	0.1	0.5	-	-	-	0.3	3.5
<i>Item 1182 Subject A01b</i>	<i>N</i> 2039	982	993	1447	226	350	547	730	412	1570	423	891	517	208	358	46
E04C: . . . during the last 30 days?																
1. 0 occasions	99.3	99.0	99.6	99.3	99.6	98.3	99.5	99.3	99.8	99.4	98.9	100.0	100.0	100.0	98.0	87.0
2. 1-2	0.4	0.4	0.4	0.5	-	1.3	0.2	0.3	-	0.5	0.2	-	-	-	1.3	7.3
3. 3-5	0.1	0.2	-	*	0.4	-	-	0.1	0.2	-	0.4	-	-	-	0.2	2.1
4. 6-9	-	-	-	-	-	-	-	-	-	-	-	-	-	-	-	-
5. 10-19	0.1	0.1	-	-	-	0.3	-	-	-	0.1	-	-	-	-	0.3	-
6. 20-39	*	0.1	-	0.1	-	-	-	0.1	-	-	0.2	-	-	-	0.3	-
7. 40 or more	0.1	0.2	-	0.1	-	-	0.3	0.2	-	0.1	0.3	-	-	-	-	3.5
<i>Item 1183 Subject A01c</i>	<i>N</i> 2037	980	993	1445	226	348	547	730	412	1567	423	888	517	208	358	46
E05: On how many occasions (if any) have you used amyl or butyl nitrites?																
E05A: . . . in your lifetime?																
1. 0 occasions	98.5	97.9	99.1	98.5	99.1	97.7	98.7	98.5	98.5	99.1	96.0	100.0	100.0	100.0	95.3	74.0
2. 1-2	0.9	0.9	0.9	0.8	0.4	1.9	0.5	0.4	1.4	0.4	2.7	-	-	-	3.4	13.6
3. 3-5	0.3	0.6	*	0.4	0.5	-	0.2	0.7	0.1	0.3	0.3	-	-	-	0.8	5.3
4. 6-9	0.1	0.1	-	0.1	-	0.3	-	-	-	0.1	0.1	-	-	-	0.2	-
5. 10-19	-	-	-	-	-	-	-	-	-	-	-	-	-	-	-	-
6. 20-39	-	-	-	-	-	-	-	-	-	-	-	-	-	-	-	-
7. 40 or more	0.3	0.4	-	0.3	-	-	0.6	0.3	-	0.1	0.9	-	-	-	0.3	7.2
<i>Item 1184 Subject A01a</i>	<i>N</i> 2033	977	992	1444	224	346	548	727	412	1562	425	886	518	207	356	46
E05B: . . . during the last 12 months?																
1. 0 occasions	99.2	98.7	99.8	99.1	99.6	98.5	99.2	99.3	99.6	99.7	97.6	100.0	100.0	100.0	97.7	87.2
2. 1-2	0.5	0.9	0.1	0.6	0.4	1.2	0.5	0.3	0.3	0.2	1.8	-	-	-	1.8	8.5
3. 3-5	*	0.1	-	0.1	-	0.2	-	-	-	0.1	-	-	-	-	0.2	-
4. 6-9	*	*	*	*	-	0.1	-	-	0.1	-	0.1	-	-	-	-	0.7
5. 10-19	-	-	-	-	-	-	-	-	-	-	-	-	-	-	-	-
6. 20-39	-	-	-	-	-	-	-	-	-	-	-	-	-	-	-	-
7. 40 or more	0.2	0.3	-	0.2	-	-	0.3	0.3	-	0.1	0.5	-	-	-	0.3	3.5
<i>Item 1185 Subject A01b</i>	<i>N</i> 2033	977	992	1444	224	346	548	727	412	1562	425	886	518	207	356	46
E05C: . . . during the last 30 days?																
1. 0 occasions	99.6	99.5	99.9	99.6	99.6	99.7	99.7	99.4	99.8	99.8	98.9	100.0	100.0	100.0	99.3	91.8
2. 1-2	0.2	0.3	0.1	0.2	0.4	0.2	-	0.3	0.2	0.1	0.5	-	-	-	0.4	4.6
3. 3-5	-	-	-	-	-	-	-	-	-	-	-	-	-	-	-	-
4. 6-9	*	*	-	*	-	0.1	-	-	-	-	0.1	-	-	-	-	-
5. 10-19	-	-	-	-	-	-	-	-	-	-	-	-	-	-	-	-
6. 20-39	*	0.1	-	0.1	-	-	-	0.1	-	-	0.2	-	-	-	0.3	-
7. 40 or more	0.1	0.2	-	0.1	-	-	0.3	0.2	-	0.1	0.3	-	-	-	-	3.6
<i>Item 1186 Subject A01c</i>	<i>N</i> 2033	977	993	1444	224	347	548	727	412	1562	425	886	518	207	356	46
E06: Steroids, or anabolic steroids, are sometimes prescribed by doctors to promote healing from certain types of injuries. Some athletes, and others, have used them to try to increase muscle development. On how many occasions (if any) have you taken steroids on your own—that is, without a doctor telling you to take them . . .																

MONITORING THE FUTURE

QUESTIONNAIRE FORM 2 1999	TOTAL	SEX		RACE		REGION				COLLEGE PLANS?		ILLICIT DRUG USE: LIFETIME				
		M	F	White	Black	NE	NC	S	W	Yes	No	None	Mari- juana Only	Few Pills	More Pills	Any Her- oin
<i>N (Weighted No. of Cases):</i>	2322	1111	1106	1564	282	427	609	835	451	1730	461	992	586	229	404	59
<i>% of Weighted Total:</i>	100.0	47.8	47.6	67.4	12.1	18.4	26.2	36.0	19.4	74.5	19.9	42.7	25.2	9.9	17.4	2.5
E06A: . . . in your lifetime?																
1. 0 occasions	98.4	97.4	99.5	98.4	99.5	99.0	98.5	98.1	98.0	98.8	96.6	100.0	100.0	94.5	96.4	83.3
2. 1-2	0.7	1.0	0.4	0.5	0.5	0.5	0.3	0.8	1.2	0.7	0.8	-	-	2.8	2.1	1.8
3. 3-5	0.2	0.3	0.1	0.3	-	0.2	0.1	0.4	-	0.1	0.8	-	-	1.3	-	2.7
4. 6-9	0.1	0.3	-	0.2	-	-	0.3	0.1	-	0.1	0.2	-	-	0.4	-	3.5
5. 10-19	0.3	0.4	0.1	0.2	-	0.2	0.2	0.5	0.2	0.1	0.8	-	-	-	1.1	1.6
6. 20-39	0.1	0.1	-	0.1	-	-	-	-	0.3	0.1	-	-	-	0.5	-	-
7. 40 or more	0.3	0.6	-	0.3	-	-	0.6	0.1	0.3	0.1	0.8	-	-	0.3	0.4	7.0
<i>Item 22690 Subject A01a</i>	<i>N</i> 2027	975	990	1442	222	347	544	727	409	1560	421	884	516	207	353	47
E06B: . . . during the last 12 months?																
1. 0 occasions	98.6	97.6	99.7	98.7	100.0	99.3	98.5	98.5	98.4	99.1	97.0	100.0	100.0	96.2	96.7	85.2
2. 1-2	0.6	0.9	0.2	0.4	-	0.5	0.5	0.4	1.0	0.5	0.8	-	-	1.5	2.0	2.7
3. 3-5	0.2	0.3	*	0.2	-	0.2	-	0.4	-	0.1	0.6	-	-	1.3	0.2	-
4. 6-9	0.2	0.4	0.1	0.3	-	-	0.6	0.2	-	0.1	0.8	-	-	0.4	-	8.6
5. 10-19	0.2	0.3	-	0.1	-	-	-	0.4	0.4	0.1	0.6	-	-	0.5	0.6	-
6. 20-39	*	0.1	-	-	-	-	-	-	0.1	*	-	-	-	-	0.2	-
7. 40 or more	0.1	0.3	-	0.2	-	-	0.3	0.1	-	0.1	0.2	-	-	-	0.3	3.5
<i>Item 22700 Subject A01b</i>	<i>N</i> 2028	974	991	1441	223	347	543	728	409	1560	421	886	515	207	353	47
E06C: . . . during the last 30 days?																
1. 0 occasions	99.4	99.0	99.8	99.4	100.0	99.5	99.2	99.4	99.5	99.6	98.5	100.0	100.0	98.7	98.9	90.3
2. 1-2	0.2	0.3	0.2	0.2	-	0.5	0.2	0.1	0.2	0.1	0.6	-	-	0.8	0.5	2.7
3. 3-5	-	-	-	-	-	-	-	-	-	-	-	-	-	-	-	-
4. 6-9	0.2	0.4	-	0.2	-	-	0.3	0.2	0.3	0.2	0.3	-	-	0.5	0.4	3.5
5. 10-19	0.1	-	-	-	-	-	-	0.2	-	-	0.3	-	-	-	-	-
6. 20-39	*	0.1	-	0.1	-	-	-	0.1	-	-	0.2	-	-	-	0.3	-
7. 40 or more	0.1	0.2	-	0.1	-	-	0.3	-	-	0.1	-	-	-	-	-	3.5
<i>Item 22710 Subject A01c</i>	<i>N</i> 2028	974	991	1441	223	347	543	728	409	1560	421	886	515	207	353	47
E07: What methods have you used for taking steroids on your own? (Mark all that apply.)																
A. Injection	28.3	31.9	-	39.5	-	52.7	69.5	24.5	-	23.2	36.1	-	-	23.2	12.5	70.0
B. By mouth	67.1	62.9	100.0	54.0	-	47.3	9.0	75.5	100.0	80.4	49.1	-	-	76.8	87.5	39.1
C. Haven't used steroids	88.8	85.8	92.4	90.0	86.2	88.3	91.0	88.3	87.0	90.4	83.6	89.5	88.9	85.8	91.4	74.4
<i>Item 23790-23800,30940 Subject A05dN†</i>	2020	971	987	1438	220	345	541	724	409	1556	417	885	516	206	348	44
E08: When (if ever) did you FIRST do each of the following things?																
E08A: Try "crack" cocaine																
8. Never	95.2	95.0	95.7	95.0	99.4	95.3	95.9	95.3	94.0	96.3	90.6	100.0	100.0	92.6	83.4	43.4
1. Grade 6 or below	0.2	0.3	0.1	0.2	-	0.7	0.3	-	-	0.2	0.3	-	-	-	0.3	5.5
2. Grade 7	0.2	0.1	0.3	0.3	-	-	0.4	0.1	0.2	0.1	0.4	-	-	-	0.3	6.3
3. Grade 8	0.8	0.7	1.0	0.8	0.6	1.6	0.4	0.7	0.8	0.4	2.4	-	-	-	3.5	10.7
4. Grade 9 (Freshman)	0.8	1.1	0.6	1.0	-	0.3	1.3	0.5	1.3	0.8	1.1	-	-	0.8	2.0	19.0
5. Grade 10 (Sophomore)	1.0	1.1	0.9	1.1	-	0.6	0.5	1.5	1.4	0.7	2.4	-	-	1.1	4.4	9.0
6. Grade 11 (Junior)	1.2	1.3	1.0	1.3	-	1.3	0.9	1.3	1.4	1.3	1.1	-	-	3.7	4.4	5.8
7. Grade 12 (Senior)	0.5	0.4	0.4	0.4	-	0.2	0.3	0.7	0.9	0.2	1.8	-	-	1.8	1.6	0.3
<i>Item 5661 Subject A01g</i>	<i>N</i> 1972	942	969	1397	219	343	533	703	393	1523	408	877	511	194	327	44
E08B: Try any other form of cocaine																
8. Never	92.0	91.3	92.9	91.5	99.6	93.4	92.3	92.8	88.9	93.4	87.0	100.0	100.0	93.5	67.4	11.1
1. Grade 6 or below	0.2	0.3	-	0.2	-	0.3	0.3	-	0.2	0.2	0.2	-	-	-	0.5	4.1
2. Grade 7	0.1	0.1	0.2	0.2	-	0.2	-	0.1	0.2	-	0.6	-	-	-	0.3	3.7
3. Grade 8	0.6	0.5	0.8	0.5	0.4	-	0.5	0.6	1.4	0.5	1.2	-	-	-	1.5	17.9
4. Grade 9 (Freshman)	1.6	1.8	1.5	1.9	-	2.0	1.6	0.9	2.4	1.3	2.9	-	-	0.8	6.3	22.0
5. Grade 10 (Sophomore)	2.2	2.5	1.7	2.6	-	2.1	1.7	2.3	2.6	2.1	2.6	-	-	0.5	11.3	9.5
6. Grade 11 (Junior)	1.9	2.2	1.6	2.1	-	1.0	2.0	2.2	2.1	1.6	3.0	-	-	2.4	7.9	17.6
7. Grade 12 (Senior)	1.4	1.3	1.4	1.1	-	0.9	1.7	1.0	2.3	1.0	2.5	-	-	2.9	4.6	14.1
<i>Item 5662 Subject A01g</i>	<i>N</i> 1969	939	968	1398	219	338	532	703	396	1521	406	876	508	194	332	40

†=excludes respondents for whom question was inappropriate. *=less than .05 percent.

DESCRIPTIVE RESULTS: 1999

121

QUESTIONNAIRE FORM 2 1999	TOTAL	SEX		RACE		REGION				COLLEGE PLANS?		ILLICIT DRUG USE: LIFETIME				
		M	F	White	Black	NE	NC	S	W	Yes	No	None	Mari- juana Only	Few Pills	More Pills	Any Her- oin
<i>N (Weighted No. of Cases):</i>	2322	1111	1106	1564	282	427	609	835	451	1730	461	992	586	229	404	59
<i>% of Weighted Total:</i>	100.0	47.8	47.6	67.4	12.1	18.4	26.2	36.0	19.4	74.5	19.9	42.7	25.2	9.9	17.4	2.5
E08C: Try PCP																
8. Never	97.0	96.9	97.2	96.5	99.6	95.6	97.6	97.1	97.4	97.1	96.7	100.0	100.0	98.6	90.2	47.8
1. Grade 6 or below	0.1	0.1	-	-	-	0.3	-	-	-	0.1	-	-	-	-	0.3	-
2. Grade 7	0.2	0.3	0.2	0.2	0.4	-	0.5	-	0.4	0.2	0.4	-	-	-	-	9.9
3. Grade 8	0.2	0.3	*	0.3	-	0.1	-	0.5	-	0.2	-	-	-	-	0.1	7.8
4. Grade 9 (Freshman)	0.7	0.9	0.7	0.9	-	0.8	0.9	0.3	1.3	0.7	0.9	-	-	-	3.0	10.0
5. Grade 10 (Sophomore)	1.0	0.7	1.2	1.2	-	2.0	0.6	1.0	0.5	0.9	0.9	-	-	0.8	4.0	10.0
6. Grade 11 (Junior)	0.4	0.6	0.3	0.5	-	1.1	0.2	0.4	0.2	0.4	0.4	-	-	-	2.0	3.6
7. Grade 12 (Senior)	0.4	0.2	0.5	0.4	-	-	0.3	0.8	0.3	0.3	0.7	-	-	0.6	0.3	10.8
<i>Item 5686 Subject A01g</i>	<i>N</i> 1989	949	979	1414	218	338	533	714	404	1538	408	876	509	205	339	42
E08D: Try amyl or butyl nitrites																
8. Never	99.0	98.3	99.8	98.7	99.6	97.9	99.2	99.0	99.3	99.4	97.4	100.0	100.0	100.0	97.3	76.9
1. Grade 6 or below	-	-	-	-	-	-	-	-	-	-	-	-	-	-	-	-
2. Grade 7	-	*	-	*	-	0.1	-	-	-	-	0.1	-	-	-	-	-
3. Grade 8	0.3	0.5	0.1	0.3	0.4	*	0.3	0.3	0.4	0.2	0.8	-	-	-	-	13.6
4. Grade 9 (Freshman)	0.3	0.6	-	0.4	-	1.2	0.3	-	-	0.2	0.8	-	-	-	1.2	3.8
5. Grade 10 (Sophomore)	0.1	0.2	*	0.1	-	0.5	-	-	0.1	0.1	-	-	-	-	0.1	3.8
6. Grade 11 (Junior)	0.2	0.3	0.1	0.2	-	0.3	-	0.3	0.2	0.1	0.6	-	-	-	0.9	2.0
7. Grade 12 (Senior)	0.1	0.2	-	0.1	-	-	0.2	0.3	-	0.1	0.3	-	-	-	0.5	-
<i>Item 5687 Subject A01g</i>	<i>N</i> 1987	954	972	1413	219	339	537	711	401	1535	410	876	509	204	338	43
E08E: Try crystal meth ("ice")																
8. Never	97.1	96.9	97.6	96.7	99.6	98.4	97.4	97.2	95.3	97.3	96.3	100.0	100.0	98.9	88.9	46.1
1. Grade 6 or below	*	-	-	0.1	-	-	-	-	0.2	-	0.2	-	-	-	0.2	-
2. Grade 7	0.1	0.1	0.1	*	0.4	-	-	-	0.4	*	0.2	-	-	-	0.2	3.0
3. Grade 8	0.4	0.5	0.3	0.4	-	-	0.3	0.5	0.6	0.3	0.7	-	-	-	0.9	12.3
4. Grade 9 (Freshman)	0.6	0.5	0.7	0.7	-	0.2	1.3	0.2	0.7	0.6	0.6	-	-	-	1.5	22.7
5. Grade 10 (Sophomore)	0.7	0.7	0.7	0.7	-	0.5	0.5	0.2	2.0	0.7	0.8	-	-	0.3	3.3	6.7
6. Grade 11 (Junior)	0.7	1.1	0.4	0.9	-	0.8	0.2	1.1	0.6	0.8	0.6	-	-	0.4	3.3	7.1
7. Grade 12 (Senior)	0.4	0.1	0.3	0.5	-	0.2	0.2	0.8	0.2	0.3	0.5	-	-	0.3	1.7	2.3
<i>Item 24430 Subject A01g</i>	<i>N</i> 1948	927	961	1388	216	338	527	700	383	1507	397	876	508	193	321	32
E08F: Try steroids (anabolic steroids)																
8. Never	98.4	97.1	99.7	98.5	100.0	99.4	98.6	98.3	97.3	98.9	96.2	100.0	100.0	95.1	96.0	83.4
1. Grade 6 or below	*	*	-	*	-	0.1	-	-	-	-	0.1	-	-	-	-	-
2. Grade 7	-	-	-	-	-	-	-	-	-	-	-	-	-	-	-	-
3. Grade 8	*	-	0.1	0.1	-	0.3	-	-	-	0.1	-	-	-	0.4	-	-
4. Grade 9 (Freshman)	0.2	0.3	0.1	0.3	-	-	0.6	0.1	-	0.1	0.6	-	-	-	-	9.6
5. Grade 10 (Sophomore)	0.3	0.6	-	0.3	-	-	0.3	0.4	0.3	0.2	0.6	-	-	1.0	0.7	3.9
6. Grade 11 (Junior)	0.4	0.8	-	0.3	-	-	0.3	0.2	1.4	0.2	1.0	-	-	1.1	1.4	3.2
7. Grade 12 (Senior)	0.6	1.1	0.1	0.4	-	0.3	0.2	1.0	0.9	0.4	1.6	-	-	2.4	1.9	-
<i>Item 23810 Subject A01g</i>	<i>N</i> 1990	955	975	1412	216	340	536	712	402	1536	411	877	505	204	344	42
E09: How difficult do you think it would be for you to get each of the following, if you wanted some?																
E09A: "Crack" cocaine																
1. Probably impossible	17.9	18.9	16.5	15.1	30.2	14.0	17.6	20.5	17.1	15.7	23.7	21.8	20.0	8.8	10.7	6.2
2. Very difficult	17.0	18.0	16.7	18.7	8.9	20.8	19.8	12.9	17.4	18.0	13.4	16.9	19.6	17.1	13.6	14.1
3. Fairly difficult	24.0	23.6	24.1	26.9	12.8	25.4	26.3	23.1	21.3	26.3	16.7	26.2	21.3	27.7	20.9	22.4
4. Fairly easy	26.0	22.6	29.7	27.5	19.3	26.8	27.4	25.8	23.9	26.0	26.6	24.9	25.8	27.3	28.1	33.4
5. Very easy	15.1	16.9	13.0	11.7	28.9	13.2	8.9	17.8	20.3	14.0	19.5	10.3	13.2	19.2	26.7	23.9
<i>Item 6811 Subject A03a</i>	<i>N</i> 1986	957	971	1411	218	346	529	708	403	1529	414	859	502	206	355	47
E09B: Cocaine in powder form																
1. Probably impossible	18.0	18.6	17.0	14.5	33.1	13.2	17.3	21.3	17.2	15.9	23.4	22.9	19.4	8.3	9.5	6.2
2. Very difficult	16.3	17.7	15.3	17.6	10.2	18.9	19.3	12.0	17.5	17.3	12.6	16.1	20.5	16.1	11.3	8.7
3. Fairly difficult	22.1	21.8	22.3	24.3	14.2	24.8	25.4	20.6	18.0	23.6	18.1	25.8	20.9	25.1	14.0	18.8
4. Fairly easy	26.0	22.8	29.3	28.3	17.7	26.7	25.8	26.8	24.3	26.5	24.7	24.1	25.8	31.7	28.7	22.5
5. Very easy	17.7	19.2	16.0	15.4	24.9	16.5	12.2	19.4	23.0	16.8	21.3	11.0	13.3	18.8	36.6	43.9
<i>Item 6812 Subject A03a</i>	<i>N</i> 1984	956	969	1411	216	346	528	705	404	1526	414	856	501	206	356	47

*=less than .05 percent.

QUESTIONNAIRE FORM 2 1999	TOTAL	SEX		RACE		REGION				COLLEGE PLANS?		ILLICIT DRUG USE: LIFETIME				
		M	F	White	Black	NE	NC	S	W	Yes	No	None	Mari- juana Only	Few Pills	More Pills	Any Her- oin
<i>N (Weighted No. of Cases):</i>	2322	1111	1106	1564	282	427	609	835	451	1730	461	992	586	229	404	59
<i>% of Weighted Total:</i>	100.0	47.8	47.6	67.4	12.1	18.4	26.2	36.0	19.4	74.5	19.9	42.7	25.2	9.9	17.4	2.5
E09C: PCP																
1. Probably impossible	23.9	24.5	23.0	19.3	48.1	17.0	22.5	29.0	22.9	21.8	30.4	25.7	29.0	14.4	18.2	8.4
2. Very difficult	21.1	23.2	19.8	23.1	13.4	24.6	25.0	16.0	22.0	22.1	17.8	19.8	23.4	28.8	17.8	16.0
3. Fairly difficult	28.2	27.8	28.2	30.8	16.3	28.9	29.8	27.4	27.2	29.5	24.4	29.4	26.0	27.7	28.3	37.0
4. Fairly easy	17.4	14.0	21.1	18.6	11.6	20.0	16.6	17.9	15.6	18.2	15.1	17.7	13.8	17.6	22.1	18.4
5. Very easy	9.3	10.5	8.0	8.2	10.7	9.4	6.2	9.7	12.4	8.5	12.4	7.4	7.8	11.5	13.5	20.2
<i>Item 6771 Subject A03a</i>	<i>N</i> 1974	949	967	1405	214	344	527	700	404	1522	409	854	499	203	353	47
E09D: Amyl or butyl nitrites																
1. Probably impossible	27.9	29.0	26.3	22.9	50.7	20.0	26.3	32.9	28.0	25.4	36.0	27.4	31.2	21.8	26.3	25.8
2. Very difficult	23.0	25.2	21.3	25.5	13.5	25.8	27.1	17.3	25.0	23.9	20.0	22.1	25.4	31.2	19.0	12.6
3. Fairly difficult	27.7	25.4	30.0	29.6	19.7	30.5	28.9	26.8	25.3	29.9	21.4	28.0	25.9	26.7	30.1	32.7
4. Fairly easy	14.8	12.0	17.6	16.4	9.2	16.7	13.3	15.5	14.1	14.5	15.6	16.2	13.1	13.8	14.8	14.6
5. Very easy	6.6	8.5	4.7	5.6	6.9	7.0	4.4	7.5	7.6	6.3	7.1	6.3	4.5	6.4	9.8	14.3
<i>Item 22350 Subject A03a</i>	<i>N</i> 1971	952	964	1405	212	343	527	698	403	1516	412	853	498	202	352	46
E09E: Crystal meth ("ice")																
1. Probably impossible	25.1	24.9	24.5	20.0	50.0	19.4	23.2	30.5	23.0	23.0	31.0	27.3	29.1	17.0	19.2	9.7
2. Very difficult	21.8	24.1	20.3	24.0	14.1	25.6	25.1	17.4	21.8	22.8	18.7	21.7	25.3	28.5	15.0	11.1
3. Fairly difficult	25.5	24.1	27.0	28.1	14.7	29.9	27.9	23.1	22.8	27.0	20.9	25.5	23.5	26.9	29.0	17.3
4. Fairly easy	18.3	15.3	21.2	19.9	13.4	18.4	16.5	20.1	17.5	18.9	15.9	18.9	15.5	18.9	18.8	34.3
5. Very easy	9.4	11.6	7.0	8.1	7.9	6.8	7.3	8.9	14.9	8.3	13.4	6.7	6.7	8.7	18.1	27.5
<i>Item 24410 Subject A03a</i>	<i>N</i> 1966	943	966	1400	213	338	528	700	402	1515	409	847	498	203	352	47
E09F: Steroids (anabolic steroids)																
1. Probably impossible	18.2	17.8	18.1	13.2	38.2	12.2	16.9	22.1	18.3	16.5	22.7	20.2	20.6	11.0	14.2	8.9
2. Very difficult	14.5	14.3	15.0	14.4	11.9	16.0	17.0	10.9	16.1	15.0	12.6	13.5	16.5	17.8	12.3	11.1
3. Fairly difficult	22.7	22.4	23.4	25.9	14.4	24.0	25.5	20.6	21.5	23.5	21.0	23.0	23.3	19.3	24.3	15.7
4. Fairly easy	26.3	24.2	28.2	28.8	15.9	28.3	25.5	28.3	22.1	26.6	25.5	26.5	23.8	31.1	25.5	35.5
5. Very easy	18.3	21.3	15.2	17.7	19.6	19.5	15.1	18.1	21.9	18.3	18.3	16.7	15.8	20.8	23.6	28.9
<i>Item 23060 Subject A03a</i>	<i>N</i> 1974	953	964	1404	214	343	526	703	403	1520	412	851	498	206	355	46
E10: Individuals differ in whether or not they disapprove of people doing certain things. Do YOU disapprove of people (who are 18 or older) doing each of the following?																
E10A: Smoking one or more packs of cigarettes per day																
1. Don't disapprove	36.8	40.3	33.2	39.2	29.3	36.4	38.9	38.0	32.4	33.4	49.0	21.7	41.3	41.2	60.8	68.6
2. Disapprove	36.9	33.9	40.4	38.1	29.6	39.3	37.5	33.9	39.4	39.4	28.3	40.4	38.8	45.0	22.5	27.1
3. Strongly disapprove	26.3	25.7	26.4	22.7	41.1	24.3	23.7	28.1	28.2	27.1	22.7	37.9	19.9	13.8	16.8	4.3
<i>Item 8560 Subject A11a</i>	<i>N</i> 1994	952	979	1416	213	342	532	709	411	1535	415	863	504	207	354	47
E10B: Trying marijuana once or twice																
1. Don't disapprove	50.1	55.2	44.9	52.3	44.9	58.4	50.5	43.7	53.8	50.1	51.7	22.2	69.3	64.1	79.1	77.3
2. Disapprove	26.9	23.0	31.1	25.9	26.7	24.3	26.2	27.9	28.1	26.9	26.2	36.1	22.0	28.3	11.6	20.6
3. Strongly disapprove	23.0	21.8	24.1	21.9	28.5	17.3	23.3	28.4	18.1	23.0	22.2	41.7	8.7	7.6	9.3	2.1
<i>Item 8570 Subject A11a</i>	<i>N</i> 1992	953	976	1412	215	341	531	710	410	1533	415	861	503	208	354	47
E10C: Smoking marijuana occasionally																
1. Don't disapprove	38.1	42.9	33.6	38.3	42.8	43.5	34.9	36.0	41.2	37.3	42.5	12.6	50.8	53.8	67.4	74.5
2. Disapprove	28.2	27.6	28.6	28.7	23.2	29.6	28.9	25.4	30.8	28.3	27.4	31.4	31.4	28.6	17.0	20.5
3. Strongly disapprove	33.8	29.6	37.8	33.0	34.0	27.0	36.2	38.6	28.0	34.4	30.1	55.9	17.8	17.6	15.6	5.0
<i>Item 8580 Subject A11a</i>	<i>N</i> 1994	955	975	1415	214	341	532	710	412	1534	416	863	503	208	354	47
E10D: Smoking marijuana regularly																
1. Don't disapprove	23.8	29.9	17.6	23.2	26.4	26.8	21.6	22.9	25.9	21.5	33.4	7.6	23.8	34.8	51.7	55.9
2. Disapprove	28.9	26.6	31.1	28.0	35.5	29.7	26.4	28.1	32.7	29.3	27.4	22.3	43.6	33.2	22.9	19.7
3. Strongly disapprove	47.3	43.5	51.3	48.8	38.1	43.6	51.9	48.9	41.4	49.3	39.2	70.1	32.5	32.0	25.4	24.4
<i>Item 8590 Subject A11a</i>	<i>N</i> 1986	952	971	1412	211	339	531	708	409	1527	416	859	498	208	354	47

QUESTIONNAIRE FORM 2 1999	TOTAL	SEX		RACE		REGION				COLLEGE PLANS?		ILLICIT DRUG USE: LIFETIME				
		M	F	White	Black	NE	NC	S	W	Yes	No	None	Mari- juana Only	Few Pills	More Pills	Any Her- oin
<i>N (Weighted No. of Cases):</i>	2322	1111	1106	1564	282	427	609	835	451	1730	461	992	586	229	404	59
<i>% of Weighted Total:</i>	100.0	47.8	47.6	67.4	12.1	18.4	26.2	36.0	19.4	74.5	19.9	42.7	25.2	9.9	17.4	2.5
E10E: Trying cocaine in powder form once or twice																
1. Don't disapprove	15.7	18.4	11.5	14.9	11.0	15.1	17.2	14.7	16.1	13.5	23.5	8.4	11.2	14.4	36.0	48.7
2. Disapprove	28.7	26.4	31.6	30.1	21.5	32.8	26.7	25.4	33.4	29.3	27.4	27.6	28.9	41.4	23.0	33.8
3. Strongly disapprove	55.6	55.2	56.9	55.0	67.6	52.1	56.1	59.9	50.5	57.2	49.1	64.0	59.9	44.2	41.0	17.5
<i>Item 23630 Subject A11a</i>	<i>N 1989</i>	<i>953</i>	<i>973</i>	<i>1412</i>	<i>213</i>	<i>338</i>	<i>531</i>	<i>710</i>	<i>410</i>	<i>1530</i>	<i>414</i>	<i>861</i>	<i>503</i>	<i>206</i>	<i>353</i>	<i>46</i>
E10F: Taking cocaine powder occasionally																
1. Don't disapprove	10.0	12.4	6.6	8.9	9.8	10.4	10.6	10.1	8.5	7.7	18.4	6.1	5.8	6.6	24.4	28.9
2. Disapprove	23.0	21.9	24.2	23.2	19.8	23.8	20.2	21.5	28.6	22.4	25.6	19.9	24.3	28.3	22.7	46.2
3. Strongly disapprove	67.0	65.7	69.2	67.9	70.4	65.8	69.1	68.3	62.9	69.9	56.0	74.1	69.9	65.1	52.9	24.9
<i>Item 23640 Subject A11a</i>	<i>N 1988</i>	<i>951</i>	<i>974</i>	<i>1411</i>	<i>213</i>	<i>339</i>	<i>530</i>	<i>708</i>	<i>410</i>	<i>1530</i>	<i>415</i>	<i>860</i>	<i>503</i>	<i>207</i>	<i>353</i>	<i>47</i>
E10G: Taking cocaine powder regularly																
1. Don't disapprove	7.7	9.2	5.0	6.5	9.6	6.9	8.5	8.6	5.7	5.7	14.7	5.5	5.2	4.5	16.6	18.6
2. Disapprove	17.2	17.7	16.8	16.0	18.2	18.7	12.6	15.6	24.8	15.4	23.8	14.3	17.4	18.3	19.8	42.8
3. Strongly disapprove	75.1	73.1	78.1	77.5	72.3	74.3	78.9	75.8	69.5	78.9	61.5	80.2	77.4	77.2	63.7	38.6
<i>Item 23650 Subject A11a</i>	<i>N 1988</i>	<i>952</i>	<i>974</i>	<i>1412</i>	<i>213</i>	<i>338</i>	<i>531</i>	<i>708</i>	<i>410</i>	<i>1530</i>	<i>416</i>	<i>860</i>	<i>502</i>	<i>207</i>	<i>354</i>	<i>47</i>
E10H: Trying "crack" cocaine once or twice																
1. Don't disapprove	12.4	14.1	9.6	11.6	9.6	12.6	14.7	9.8	13.8	9.9	21.4	8.3	8.8	11.3	23.9	43.1
2. Disapprove	25.5	22.4	28.9	26.1	20.3	30.5	22.3	22.4	31.0	26.3	22.6	26.0	25.9	33.4	19.7	24.0
3. Strongly disapprove	62.1	63.5	61.5	62.3	70.1	56.9	63.0	67.8	55.2	63.9	56.0	65.8	65.4	55.3	56.4	32.8
<i>Item 23660 Subject A11a</i>	<i>N 1986</i>	<i>952</i>	<i>972</i>	<i>1410</i>	<i>212</i>	<i>338</i>	<i>530</i>	<i>708</i>	<i>410</i>	<i>1530</i>	<i>413</i>	<i>859</i>	<i>502</i>	<i>207</i>	<i>353</i>	<i>47</i>
E10I: Taking "crack" cocaine occasionally																
1. Don't disapprove	7.7	8.9	5.4	6.7	9.4	8.2	8.5	7.9	5.8	5.8	14.5	6.0	5.6	5.5	13.9	16.5
2. Disapprove	20.4	18.5	22.2	20.0	18.4	24.6	17.5	17.1	26.2	19.6	23.2	18.7	19.8	26.0	19.0	43.0
3. Strongly disapprove	72.0	72.6	72.4	73.3	72.2	67.2	74.1	75.0	68.0	74.6	62.3	75.4	74.5	68.5	67.1	40.4
<i>Item 23670 Subject A11a</i>	<i>N 1989</i>	<i>952</i>	<i>973</i>	<i>1411</i>	<i>212</i>	<i>340</i>	<i>530</i>	<i>709</i>	<i>410</i>	<i>1531</i>	<i>414</i>	<i>861</i>	<i>502</i>	<i>207</i>	<i>354</i>	<i>47</i>
E10J: Taking "crack" cocaine regularly																
1. Don't disapprove	6.8	8.1	4.5	5.6	8.8	6.6	7.7	7.5	4.6	5.2	12.4	5.4	5.3	4.6	11.8	15.7
2. Disapprove	15.2	14.3	15.9	14.4	18.1	17.6	11.0	14.2	20.7	13.9	20.3	13.7	15.0	19.1	15.9	21.5
3. Strongly disapprove	78.0	77.5	79.6	80.0	73.1	75.8	81.3	78.3	74.8	80.9	67.4	80.9	79.8	76.4	72.3	62.7
<i>Item 23680 Subject A11a</i>	<i>N 1984</i>	<i>951</i>	<i>969</i>	<i>1406</i>	<i>212</i>	<i>339</i>	<i>527</i>	<i>708</i>	<i>409</i>	<i>1526</i>	<i>413</i>	<i>861</i>	<i>498</i>	<i>206</i>	<i>354</i>	<i>44</i>
E10K: Trying one or two drinks of an alcoholic beverage (beer, wine, liquor)																
1. Don't disapprove	70.4	72.5	68.9	75.6	49.4	78.8	73.1	64.9	69.6	70.8	69.7	56.8	77.1	80.9	88.0	86.9
2. Disapprove	17.2	14.7	20.0	15.6	23.5	11.7	17.2	18.8	19.1	16.8	19.1	23.9	14.4	14.0	8.2	6.2
3. Strongly disapprove	12.3	12.8	11.1	8.8	27.1	9.5	9.7	16.2	11.3	12.4	11.3	19.3	8.5	5.1	3.8	6.9
<i>Item 8710 Subject A11a</i>	<i>N 1987</i>	<i>952</i>	<i>971</i>	<i>1411</i>	<i>212</i>	<i>341</i>	<i>529</i>	<i>709</i>	<i>409</i>	<i>1528</i>	<i>414</i>	<i>859</i>	<i>501</i>	<i>206</i>	<i>354</i>	<i>47</i>
E10L: Taking one or two drinks nearly every day																
1. Don't disapprove	34.0	43.6	23.3	35.7	26.5	41.5	35.5	31.3	30.4	31.6	42.8	19.9	36.4	37.8	58.6	64.0
2. Disapprove	38.8	33.1	45.5	39.1	35.3	35.4	37.2	39.4	42.8	40.6	32.0	39.1	42.0	44.6	31.4	35.0
3. Strongly disapprove	27.2	23.4	31.1	25.2	38.2	23.1	27.2	29.3	26.8	27.8	25.1	40.9	21.6	17.6	9.9	1.1
<i>Item 8720 Subject A11a</i>	<i>N 1987</i>	<i>952</i>	<i>971</i>	<i>1409</i>	<i>212</i>	<i>340</i>	<i>529</i>	<i>707</i>	<i>411</i>	<i>1530</i>	<i>413</i>	<i>859</i>	<i>502</i>	<i>205</i>	<i>354</i>	<i>47</i>
E10M: Taking four or five drinks nearly every day																
1. Don't disapprove	15.3	22.0	7.6	14.4	14.5	16.3	15.2	15.4	14.3	12.4	26.5	8.0	14.8	14.7	31.8	24.1
2. Disapprove	29.7	29.2	30.4	30.6	27.2	32.2	28.8	28.2	31.2	28.9	31.2	24.5	34.6	32.4	31.9	45.0
3. Strongly disapprove	55.0	48.8	62.0	55.1	58.3	51.4	56.0	56.4	54.5	58.7	42.3	67.4	50.6	52.9	36.3	30.9
<i>Item 8730 Subject A11a</i>	<i>N 1988</i>	<i>953</i>	<i>971</i>	<i>1408</i>	<i>213</i>	<i>340</i>	<i>528</i>	<i>708</i>	<i>411</i>	<i>1531</i>	<i>412</i>	<i>859</i>	<i>502</i>	<i>205</i>	<i>354</i>	<i>47</i>
E10N: Having five or more drinks once or twice each weekend																
1. Don't disapprove	35.4	44.7	25.9	37.9	22.4	39.6	33.8	33.5	37.0	33.0	44.9	17.6	40.0	42.8	65.6	53.0
2. Disapprove	24.3	20.6	28.1	24.0	21.7	27.8	24.5	23.1	23.3	24.8	21.8	24.9	27.6	25.4	16.0	34.4
3. Strongly disapprove	40.3	34.7	46.0	38.1	55.8	32.6	41.6	43.4	39.7	42.3	33.3	57.5	32.4	31.8	18.4	12.6
<i>Item 8740 Subject A11a</i>	<i>N 1986</i>	<i>954</i>	<i>969</i>	<i>1408</i>	<i>212</i>	<i>340</i>	<i>529</i>	<i>706</i>	<i>411</i>	<i>1527</i>	<i>414</i>	<i>857</i>	<i>502</i>	<i>207</i>	<i>354</i>	<i>47</i>

MONITORING THE FUTURE

QUESTIONNAIRE FORM 2 1999	TOTAL	SEX		RACE		REGION				COLLEGE PLANS?		ILLICIT DRUG USE: LIFETIME				
		M	F	White	Black	NE	NC	S	W	Yes	No	None	Mari- juana Only	Few Pills	More Pills	Any Her- oin
<i>N (Weighted No. of Cases):</i>	2322	1111	1106	1564	282	427	609	835	451	1730	461	992	586	229	404	59
<i>% of Weighted Total:</i>	100.0	47.8	47.6	67.4	12.1	18.4	26.2	36.0	19.4	74.5	19.9	42.7	25.2	9.9	17.4	2.5
The next two questions are about military service.																
E11A: Do you favor or oppose a military draft at the present time?																
1. Strongly oppose	30.6	36.2	25.3	29.1	41.0	34.7	29.8	32.6	24.7	30.2	32.6	29.5	34.1	29.5	30.4	17.7
2. Mostly oppose	17.0	18.1	16.2	17.7	18.2	16.4	17.4	14.4	21.3	18.4	12.1	18.2	14.0	23.2	13.8	17.2
3. No opinion, or mixed	40.6	30.1	50.6	40.9	32.7	36.7	41.1	40.9	42.4	40.0	41.5	41.8	41.9	34.9	39.7	36.0
4. Mostly favor	8.0	10.2	5.9	8.3	4.8	8.0	9.1	6.9	8.3	7.9	8.2	6.3	7.6	9.4	10.1	22.7
5. Strongly favor	3.9	5.3	2.0	3.9	3.2	4.1	2.6	5.2	3.3	3.5	5.7	4.1	2.4	3.0	6.0	6.4
<i>Item 21060 Subject L02</i>	<i>N</i> 1977	947	967	1407	210	340	528	702	407	1530	406	863	498	207	344	47
E11B: Do you think any military draft in the U.S. should include women as well as men?																
1. No	25.8	21.8	29.8	26.2	27.0	21.2	22.2	29.2	28.2	27.2	21.3	30.2	24.5	22.1	19.4	19.8
2. Uncertain	32.5	24.5	41.0	31.9	30.5	32.0	33.3	32.2	32.6	32.0	33.6	31.9	33.0	36.2	33.4	21.3
3. Yes	41.7	53.7	29.2	41.9	42.5	46.8	44.5	38.6	39.2	40.7	45.1	37.9	42.5	41.7	47.3	59.0
<i>Item 21070 Subject L02</i>	<i>N</i> 2001	951	981	1420	219	336	528	723	414	1543	409	871	501	205	356	46
The next questions are about your experiences in school.																
E12: Some people like school very much. Others don't. How do you feel about going to school?																
5. I like school very much	9.0	9.6	8.4	7.8	14.8	8.6	9.0	9.0	9.2	9.5	6.3	11.7	7.1	4.1	5.7	14.5
4. I like school quite a lot	19.1	18.3	20.4	20.0	17.1	18.3	21.8	16.8	20.5	21.4	11.2	23.3	17.2	19.1	13.0	14.8
3. I like school some	42.9	42.2	43.1	42.2	47.3	43.2	41.3	44.9	41.0	43.3	41.2	45.9	44.2	39.2	38.5	19.6
2. I don't like school very much	20.1	20.5	19.3	21.7	16.7	21.2	18.7	20.7	20.2	19.1	23.6	13.6	23.3	27.4	25.6	40.5
1. I don't like school at all	8.9	9.3	8.7	8.4	4.1	8.6	9.2	8.6	9.0	6.7	17.7	5.4	8.1	10.2	17.2	10.6
<i>Item 7630 Subject B01, Q08</i>	<i>N</i> 1997	949	979	1417	218	336	524	722	415	1542	406	866	501	204	356	48
E13: About how many hours do you spend in an average week on all your homework including both in school and out of school?																
1. 0 hours	11.9	14.8	8.4	12.9	9.7	13.3	14.1	11.7	8.3	9.5	21.5	8.2	10.4	14.8	20.6	19.2
2. 1-4 hours	47.2	46.4	48.8	46.2	56.1	46.6	39.0	54.0	46.1	45.2	54.8	43.8	51.5	51.0	49.6	39.7
3. 5-9 hours	20.5	21.1	20.1	21.1	18.1	20.8	21.7	18.8	21.8	21.7	15.5	21.8	20.2	17.8	18.4	19.6
4. 10-14 hours	10.5	9.8	11.6	9.9	8.8	11.7	11.0	8.2	12.8	12.3	4.2	14.7	8.7	6.5	5.7	8.8
5. 15-19 hours	4.0	2.7	5.0	3.8	3.0	3.2	5.3	3.4	4.0	4.5	1.5	4.7	4.1	4.7	1.8	2.2
6. 20-24 hours	3.4	3.0	3.4	3.6	2.7	3.2	4.6	1.6	5.4	4.0	1.3	4.3	3.6	1.0	2.4	0.7
7. 25 or more hours	2.5	2.3	2.7	2.5	1.6	1.3	4.3	2.2	1.6	2.7	1.3	2.5	1.5	4.1	1.5	10.0
<i>Item 7640 Subject B01</i>	<i>N</i> 1994	947	978	1413	219	336	524	721	413	1540	404	865	500	202	356	48
E14: To what extent have you participated in the following school activities during this school year?																
E14A: . . . school newspaper or yearbook																
1. Not at all	76.6	79.9	73.2	76.3	74.0	67.9	73.4	79.7	82.3	74.2	84.9	74.1	78.2	80.5	80.4	69.6
2. Slight	7.7	7.3	8.5	7.8	9.7	10.6	7.7	7.0	6.5	8.3	5.4	7.7	9.6	3.4	6.8	11.0
3. Moderate	4.9	4.1	5.3	4.5	6.7	8.7	5.0	4.6	2.5	5.4	3.8	6.0	3.5	3.6	4.5	6.8
4. Considerable	2.6	1.8	3.5	3.1	1.7	4.3	3.2	2.2	1.1	2.6	2.4	3.3	1.6	1.3	3.1	0.7
5. Great	8.1	6.9	9.5	8.3	7.8	8.5	10.6	6.5	7.5	9.4	3.6	9.0	7.0	11.2	5.2	11.8
<i>Item 22170 Subject B01, C07</i>	<i>N</i> 1973	935	971	1399	216	331	520	711	411	1525	400	853	499	201	353	48
E14B: . . . music or other performing arts																
1. Not at all	62.6	68.4	56.6	61.6	64.1	64.2	55.0	63.6	69.3	60.1	71.4	54.6	69.0	72.4	70.9	42.6
2. Slight	7.2	6.7	7.8	6.6	9.9	5.8	8.0	7.8	6.5	7.3	6.5	6.4	7.1	5.8	8.6	15.9
3. Moderate	6.9	5.8	7.8	6.8	4.9	7.5	7.4	6.7	6.0	6.8	7.4	7.7	5.0	4.7	6.6	22.0
4. Considerable	5.5	4.8	6.6	5.6	5.4	3.6	7.9	5.1	4.8	6.1	3.9	7.0	4.8	5.6	3.4	3.6
5. Great	17.7	14.2	21.2	19.4	15.6	18.9	21.7	16.8	13.4	19.7	10.9	24.3	14.2	11.5	10.5	15.8
<i>Item 22180 Subject B01, C07</i>	<i>N</i> 1974	935	972	1400	216	331	520	711	412	1526	401	855	497	200	353	48

QUESTIONNAIRE FORM 2 1999	TOTAL	SEX		RACE		REGION				COLLEGE PLANS?		ILLICIT DRUG USE: LIFETIME				
		M	F	White	Black	NE	NC	S	W	Yes	No	None	Mari- juana Only	Few Pills	More Pills	Any Her- oin
<i>N (Weighted No. of Cases):</i>	2322	1111	1106	1564	282	427	609	835	451	1730	461	992	586	229	404	59
<i>% of Weighted Total:</i>	100.0	47.8	47.6	67.4	12.1	18.4	26.2	36.0	19.4	74.5	19.9	42.7	25.2	9.9	17.4	2.5
E14C: . . . athletic teams																
1. Not at all	46.8	39.1	53.7	45.7	45.5	46.3	40.6	50.4	48.7	42.7	61.3	46.6	45.1	42.9	51.9	47.2
2. Slight	6.7	6.2	7.4	6.7	6.4	9.5	8.2	5.9	3.8	6.7	6.5	5.3	7.9	7.1	7.1	14.7
3. Moderate	8.3	9.0	7.6	8.9	6.0	8.3	9.4	7.5	8.3	8.7	7.2	7.6	10.5	6.8	7.9	3.4
4. Considerable	9.5	10.0	9.4	9.3	11.7	11.6	11.1	8.4	7.5	9.8	7.6	9.8	8.5	13.4	6.9	16.1
5. Great	28.8	35.7	21.9	29.5	30.5	24.3	30.7	27.8	31.7	32.0	17.5	30.7	28.1	29.9	26.2	18.6
<i>Item 22190 Subject B01, C07</i>	<i>N</i> 1977	935	973	1397	219	332	520	713	412	1529	398	859	496	200	353	48
E14D: . . . other school clubs or activities																
1. Not at all	30.8	36.3	24.4	30.3	25.5	33.4	27.9	28.1	36.9	25.2	50.5	21.8	32.8	36.3	44.1	46.3
2. Slight	15.9	15.1	17.1	16.1	14.7	16.0	18.0	13.5	17.1	16.1	15.1	15.2	14.8	20.9	17.0	11.9
3. Moderate	17.2	16.4	17.8	17.4	14.6	14.3	18.9	17.5	16.6	18.5	12.7	18.4	18.8	11.9	15.5	11.4
4. Considerable	14.2	14.4	14.8	15.1	15.3	14.9	15.2	15.3	10.4	15.9	8.5	15.1	14.6	16.9	10.4	14.4
5. Great	22.0	17.8	25.9	21.1	30.0	21.3	20.1	25.6	19.0	24.4	13.2	29.6	19.0	14.0	13.0	16.0
<i>Item 22200 Subject B01, C07</i>	<i>N</i> 1975	933	974	1399	216	332	518	712	413	1527	399	857	498	200	352	48
E15: In general, how much say or influence do you feel each of the following has on HOW YOUR SCHOOL IS RUN?																
E15A: The principal																
1. Little or no influence	15.7	16.0	15.2	14.2	20.0	13.9	15.8	16.1	16.4	13.4	23.2	11.3	18.6	17.4	20.6	10.0
2. Some influence	13.2	12.0	14.0	12.3	12.8	16.9	14.0	11.9	11.8	12.1	17.5	11.9	12.8	15.2	14.2	27.2
3. Moderate influence	15.8	15.2	15.9	16.8	8.7	19.7	15.8	13.0	17.9	16.1	14.6	16.0	16.3	19.0	12.9	13.7
4. Considerable influence	23.5	23.5	23.6	25.8	16.6	24.8	25.0	22.2	22.8	25.8	15.5	26.1	24.1	21.7	19.5	13.7
5. A great deal of influence	31.7	33.2	31.3	30.8	42.0	24.8	29.5	36.8	31.2	32.6	29.2	34.7	28.2	26.8	32.8	35.4
<i>Item 7650 Subject B10</i>	<i>N</i> 1953	924	961	1383	214	326	513	705	409	1515	391	848	495	199	344	47
E15B: The teachers																
1. Little or no influence	9.2	11.2	7.1	8.5	10.1	7.2	9.4	10.3	8.6	7.3	15.8	6.0	11.3	11.3	11.7	13.3
2. Some influence	17.7	15.8	19.0	18.2	17.7	18.3	17.8	18.0	16.4	17.0	21.3	15.9	18.7	15.6	21.9	19.2
3. Moderate influence	30.4	28.3	31.9	31.9	21.2	31.4	32.7	27.3	31.8	31.5	26.4	29.9	30.4	36.9	29.1	21.2
4. Considerable influence	27.3	30.3	25.5	27.3	28.3	28.6	25.3	29.5	25.0	29.4	19.3	30.5	26.6	25.0	22.9	26.4
5. A great deal of influence	15.5	14.5	16.5	14.1	22.8	14.6	14.8	14.8	18.2	14.8	17.2	17.7	13.0	11.3	14.4	19.8
<i>Item 7660 Subject B10</i>	<i>N</i> 1954	924	961	1383	215	327	513	705	409	1515	392	849	495	199	344	47
E15C: The students																
1. Little or no influence	31.2	34.1	28.4	33.1	29.2	29.3	33.9	32.4	27.3	31.0	32.6	29.2	32.0	29.3	36.1	26.9
2. Some influence	22.4	21.5	23.4	22.8	20.9	25.4	21.2	23.3	20.2	23.5	18.8	25.4	22.0	19.4	19.7	11.5
3. Moderate influence	17.9	17.3	18.5	17.9	12.1	18.7	17.3	16.0	21.2	17.6	19.8	15.7	17.3	24.0	19.3	27.5
4. Considerable influence	13.0	11.3	14.4	13.0	12.1	12.3	14.4	10.7	15.7	13.0	12.0	14.0	13.7	12.3	9.6	17.3
5. A great deal of influence	15.5	15.8	15.3	13.2	25.8	14.3	13.2	17.7	15.7	14.9	16.7	15.6	15.0	15.1	15.3	16.8
<i>Item 7670 Subject B10</i>	<i>N</i> 1952	921	964	1382	216	327	511	707	407	1517	388	849	496	200	344	44
E15D: Parents of students																
1. Little or no influence	20.8	22.3	19.4	22.3	18.3	19.9	22.2	22.2	17.2	19.6	24.6	18.7	20.4	19.5	26.2	22.8
2. Some influence	29.3	29.9	28.3	30.6	23.8	32.4	31.6	27.5	27.3	30.1	26.0	29.8	29.4	33.3	29.2	12.2
3. Moderate influence	22.5	22.1	23.0	22.8	18.6	25.7	22.2	20.2	24.3	22.7	22.8	21.5	21.4	26.8	23.1	28.3
4. Considerable influence	13.8	13.3	14.5	14.2	11.5	12.3	14.9	11.4	17.6	14.5	11.1	16.2	13.5	8.6	10.9	16.6
5. A great deal of influence	13.7	12.4	14.8	10.2	27.7	9.8	9.2	18.8	13.6	13.0	15.5	13.8	15.2	11.8	10.6	20.1
<i>Item 7680 Subject B10</i>	<i>N</i> 1957	925	964	1385	216	327	514	708	409	1517	392	850	496	199	346	47
E16: Have you had any drug education courses or lectures in school?																
1. No—GO TO Q.E20	17.2	20.3	13.6	16.0	22.4	17.1	14.4	20.7	14.9	15.9	21.4	15.3	18.4	19.1	19.3	6.3
2. No, and I wish I had—GO TO Q.E20	2.9	2.6	3.1	2.8	1.0	1.1	4.2	2.6	3.1	3.0	2.5	2.8	3.0	4.6	1.7	5.2
3. Yes	79.9	77.1	83.3	81.2	76.6	81.8	81.4	76.7	82.0	81.2	76.2	81.8	78.6	76.3	79.0	88.5
<i>Item 7690 Subject A10a</i>	<i>N</i> 1902	899	946	1362	194	315	503	679	405	1491	369	826	476	195	343	44

QUESTIONNAIRE FORM 2 1999	TOTAL	SEX		RACE		REGION				COLLEGE PLANS?		ILLICIT DRUG USE: LIFETIME					
		M	F	White	Black	NE	NC	S	W	Yes	No	None	Mari- juana Only	Few Pills	More Pills	Any Her- oin	
<i>N (Weighted No. of Cases):</i>	2322	1111	1106	1564	282	427	609	835	451	1730	461	992	586	229	404	59	
<i>% of Weighted Total:</i>	100.0	47.8	47.6	67.4	12.1	18.4	26.2	36.0	19.4	74.5	19.9	42.7	25.2	9.9	17.4	2.5	
E17: Would you say that the information about drugs that you received in school classes or programs has . . .																	
1. Made you less interested in trying drugs	45.4	39.6	50.4	43.5	56.0	37.6	41.9	51.1	46.8	44.9	45.3	60.2	39.8	40.0	23.5	14.6	
2. Not changed your interest in trying drugs	51.0	55.6	47.0	52.7	42.0	58.8	54.0	46.2	48.6	52.1	48.0	38.6	58.6	51.3	68.3	70.3	
3. Made you more interested in trying drugs	3.6	4.8	2.6	3.8	2.0	3.6	4.1	2.7	4.5	3.0	6.7	1.2	1.6	8.7	8.2	15.1	
<i>Item 7840 Subject A10a</i>	<i>N†</i>	1521	695	786	1108	148	259	410	521	331	1212	281	674	379	147	271	38
E18: How many of the following drug education experiences have you had in high school? (Mark all that apply.)																	
A. A special course about drugs	36.3	40.4	33.0	35.7	42.5	33.3	34.5	33.8	44.7	34.9	41.9	32.7	39.5	42.5	36.0	45.5	
B. Films, lectures, or discussions in one of my regular courses	68.7	65.2	71.5	69.4	69.3	70.4	70.9	66.0	68.7	70.2	62.5	70.6	67.7	69.9	65.1	65.8	
C. Films or lectures, outside of my regular courses	38.6	40.2	37.1	38.4	42.6	39.8	33.6	45.6	32.9	39.9	35.0	37.2	42.8	30.9	40.2	40.3	
D. Special group discussions about drugs	24.9	23.7	26.3	22.8	33.7	31.0	22.3	23.3	25.6	24.8	24.7	21.0	29.9	27.7	26.9	21.7	
<i>Item 7850-7880 Subject A10a</i>	<i>N†</i>	1484	679	765	1081	144	252	394	509	329	1180	277	660	371	145	260	38
E19: Overall, how valuable were the experiences to you?																	
1. Little or no value	26.0	32.5	20.4	26.9	17.3	27.6	27.5	22.9	27.6	25.9	27.0	20.2	22.0	34.9	38.7	48.1	
2. Some value	43.3	40.2	45.7	45.8	24.9	47.0	47.7	37.1	44.6	45.2	35.3	44.5	48.3	43.2	34.3	30.5	
3. Considerable value	18.3	15.6	21.3	18.2	23.3	15.3	16.0	21.9	17.6	18.1	18.4	18.7	18.4	14.0	20.1	16.4	
4. Great value	12.5	11.7	12.6	9.2	34.6	10.1	8.7	18.0	10.2	10.9	19.3	16.5	11.3	7.9	6.8	5.1	
<i>Item 7890 Subject A10a</i>	<i>N†</i>	1499	688	770	1094	144	258	397	515	329	1197	276	667	374	145	264	38
E20: During the LAST TWO WEEKS, how many times have you driven a car, truck, or motorcycle after . . .																	
E20A: Drinking alcohol?																	
1. None	83.6	78.6	88.5	81.5	93.6	84.7	84.4	82.5	83.9	85.4	77.4	94.6	83.6	74.5	66.9	50.4	
2. Once	7.0	7.6	6.7	8.6	1.3	4.1	8.0	6.9	8.4	7.5	5.3	2.9	6.2	10.0	15.3	17.5	
3. Twice	5.1	7.2	2.9	5.9	1.1	5.7	4.0	6.2	4.1	4.0	8.4	1.2	6.9	10.8	7.7	7.4	
4. 3-5 times	2.9	4.9	1.1	3.2	2.5	3.5	3.0	3.2	1.6	2.0	6.1	0.4	2.5	3.6	7.4	15.4	
5. 6-9 times	0.5	0.7	0.3	0.3	0.7	0.3	0.4	0.4	0.7	0.3	1.0	0.2	0.3	0.5	0.5	5.3	
6. 10 or more	0.9	1.1	0.5	0.6	0.8	1.7	0.3	0.9	1.3	0.7	1.9	0.6	0.5	0.6	2.2	4.0	
<i>Item 1811 Subject A07a</i>	<i>N</i>	1932	910	956	1371	208	322	507	693	410	1504	385	837	493	197	342	43
E20B: Having 5 or more drinks in a row?																	
1. None	89.6	84.3	94.6	89.0	96.0	90.1	90.0	89.4	89.3	91.5	82.8	97.9	88.8	85.6	76.2	68.1	
2. Once	4.9	6.8	3.2	5.1	2.8	3.5	4.6	5.4	5.6	4.5	6.7	0.9	7.1	6.2	10.9	5.6	
3. Twice	2.8	4.1	1.2	3.3	0.4	4.0	2.5	2.4	2.7	2.2	4.7	0.7	1.6	6.2	6.8	3.0	
4. 3-5 times	1.9	3.4	0.6	2.1	0.3	2.0	2.6	1.9	1.0	1.3	4.2	0.2	1.9	1.8	3.9	19.2	
5. 6-9 times	0.2	0.3	*	0.1	-	0.1	-	0.2	0.3	0.2	-	-	0.5	0.2	-	-	
6. 10 or more	0.6	1.0	0.3	0.3	0.5	0.5	0.4	0.6	1.0	0.4	1.6	0.3	-	-	2.2	4.0	
<i>Item 1812 Subject A07a</i>	<i>N</i>	1922	904	953	1370	203	318	506	690	407	1495	384	832	489	197	342	43
E21: During the LAST TWO WEEKS, how many times (if any) have you been a passenger in a car . . .																	
E21A: When the driver had been drinking?																	
1. None	77.4	75.5	78.9	76.2	86.3	74.7	78.4	79.0	75.4	78.6	73.9	87.9	78.8	68.5	60.0	50.5	
2. Once	11.7	11.7	12.1	13.5	4.8	13.9	11.6	9.9	13.0	11.8	10.2	8.3	12.7	14.8	16.3	16.0	
3. Twice	5.6	6.2	5.0	5.6	2.9	5.5	4.7	6.0	5.8	4.4	10.1	1.7	3.8	8.9	11.3	22.5	
4. 3-5 times	3.7	4.5	3.0	3.3	5.2	4.6	4.2	3.0	3.4	3.3	4.8	1.1	4.4	5.1	6.8	11.0	
5. 6-9 times	0.6	0.9	0.4	0.8	-	0.1	0.6	0.9	0.6	0.8	-	-	0.2	2.2	2.0	-	
6. 10 or more	1.1	1.3	0.5	0.6	0.7	1.2	0.5	1.1	1.8	1.1	1.0	1.0	-	0.6	3.5	-	
<i>Item 1815 Subject A07a</i>	<i>N</i>	1934	916	953	1374	211	320	509	697	408	1506	382	838	490	198	343	44

†=excludes respondents for whom question was inappropriate. *=less than .05 percent.

QUESTIONNAIRE FORM 2 1999	TOTAL	SEX		RACE		REGION				COLLEGE PLANS?		ILLICIT DRUG USE: LIFETIME					
		M	F	White	Black	NE	NC	S	W	Yes	No	None	Mari- juana Only	Few Pills	More Pills	Any Her- oin	
<i>N (Weighted No. of Cases):</i>	2322	1111	1106	1564	282	427	609	835	451	1730	461	992	586	229	404	59	
<i>% of Weighted Total:</i>	100.0	47.8	47.6	67.4	12.1	18.4	26.2	36.0	19.4	74.5	19.9	42.7	25.2	9.9	17.4	2.5	
E21B: When you think the driver had 5 or more drinks?																	
1. None	87.3	85.2	89.7	86.6	93.8	85.6	87.4	88.2	87.2	89.3	81.0	95.2	89.5	81.8	72.3	69.7	
2. Once	5.5	5.1	5.9	6.5	2.9	9.3	4.7	4.9	4.5	4.9	6.9	2.8	5.5	7.0	10.7	2.5	
3. Twice	3.4	4.2	2.2	3.4	0.4	1.8	3.4	3.6	4.2	2.5	6.9	1.2	2.0	5.3	6.7	18.4	
4. 3-5 times	2.4	3.1	1.6	2.4	2.0	2.0	2.9	2.1	2.4	1.9	3.4	0.5	2.3	4.4	5.7	3.5	
5. 6-9 times	0.7	1.2	0.3	0.8	-	0.1	1.1	0.7	0.8	0.8	0.6	-	0.6	1.2	2.1	3.7	
6. 10 or more	0.7	1.2	0.3	0.3	0.9	1.2	0.5	0.4	1.0	0.6	1.2	0.3	-	0.3	2.5	2.2	
<i>Item 1816 Subject A07a</i>	<i>N</i>	<i>1924</i>	<i>913</i>	<i>947</i>	<i>1372</i>	<i>205</i>	<i>322</i>	<i>505</i>	<i>691</i>	<i>406</i>	<i>1500</i>	<i>382</i>	<i>839</i>	<i>484</i>	<i>197</i>	<i>341</i>	<i>44</i>
E22: How often do you . . .																	
E22A: Eat breakfast?																	
1. Never	10.4	10.6	10.2	9.6	11.7	10.7	11.5	9.6	10.4	9.1	14.0	8.1	10.0	13.1	13.9	18.9	
2. Seldom	30.4	29.9	31.1	29.8	36.7	33.5	28.3	31.4	29.0	29.5	34.2	24.1	37.1	25.4	38.6	33.8	
3. Sometimes	18.4	18.3	18.0	17.8	19.0	15.6	17.7	20.6	17.8	17.9	20.2	18.7	18.0	22.9	14.9	17.1	
4. Most days	9.9	10.1	9.4	10.3	9.0	9.7	10.8	8.9	10.5	9.9	9.7	9.7	10.2	13.1	8.9	7.2	
5. Nearly every day	9.3	8.5	10.7	9.2	11.0	8.1	9.1	10.4	8.8	10.2	7.0	11.7	9.4	5.5	6.3	8.3	
6. Every day	21.5	22.6	20.7	23.2	12.6	22.3	22.6	19.2	23.5	23.5	14.9	27.8	15.3	20.1	17.4	14.6	
<i>Item 20740 Subject T02</i>	<i>N</i>	<i>1944</i>	<i>919</i>	<i>957</i>	<i>1376</i>	<i>212</i>	<i>321</i>	<i>513</i>	<i>701</i>	<i>410</i>	<i>1511</i>	<i>385</i>	<i>846</i>	<i>495</i>	<i>197</i>	<i>343</i>	<i>43</i>
E22B: Eat at least some green vegetables?																	
1. Never	3.7	3.9	3.5	2.7	7.1	3.4	3.8	4.3	3.0	3.0	5.8	3.2	3.1	4.3	4.7	4.6	
2. Seldom	12.9	12.9	12.9	11.5	19.2	10.9	10.4	15.6	13.1	11.4	18.3	10.1	13.7	13.1	18.5	11.4	
3. Sometimes	25.5	27.9	22.5	25.8	27.5	24.7	26.3	25.5	25.1	23.9	30.7	22.4	29.4	26.2	27.0	29.2	
4. Most days	24.5	23.1	26.5	25.3	20.3	23.2	26.5	23.8	24.5	25.3	21.4	25.9	21.4	30.5	23.2	18.6	
5. Nearly every day	16.8	14.3	19.9	17.9	14.9	15.7	16.7	16.3	18.5	18.6	11.2	19.0	18.3	12.4	13.0	11.1	
6. Every day	16.6	17.9	14.7	16.9	11.0	22.2	16.4	14.5	15.8	17.8	12.6	19.4	14.0	13.6	13.6	25.1	
<i>Item 20750 Subject T02</i>	<i>N</i>	<i>1939</i>	<i>915</i>	<i>957</i>	<i>1372</i>	<i>211</i>	<i>321</i>	<i>511</i>	<i>698</i>	<i>409</i>	<i>1507</i>	<i>385</i>	<i>846</i>	<i>493</i>	<i>197</i>	<i>340</i>	<i>43</i>
E22C: Eat at least some fruit?																	
1. Never	2.2	2.4	1.5	1.6	2.7	2.4	2.0	2.1	2.7	1.6	3.6	1.6	1.8	4.6	2.0	2.1	
2. Seldom	10.1	9.6	10.4	9.6	18.7	8.0	9.6	12.3	8.7	8.4	16.5	7.9	11.0	8.6	14.1	15.1	
3. Sometimes	26.4	28.8	24.4	26.2	25.8	31.0	24.0	27.7	23.8	25.5	30.2	24.6	26.7	29.8	28.0	31.8	
4. Most days	27.0	26.2	27.8	27.5	23.9	22.9	26.9	29.4	26.0	28.1	23.7	26.1	27.0	30.4	30.4	9.4	
5. Nearly every day	17.4	14.9	20.5	17.5	18.9	16.0	17.9	16.3	19.7	17.8	15.0	19.9	18.0	13.6	12.9	15.5	
6. Every day	16.9	18.1	15.4	17.6	10.1	19.8	19.7	12.2	19.2	18.7	11.0	19.9	15.5	13.0	12.6	26.3	
<i>Item 20760 Subject T02</i>	<i>N</i>	<i>1931</i>	<i>910</i>	<i>954</i>	<i>1365</i>	<i>212</i>	<i>320</i>	<i>513</i>	<i>695</i>	<i>403</i>	<i>1502</i>	<i>383</i>	<i>841</i>	<i>492</i>	<i>196</i>	<i>341</i>	<i>42</i>
E22D: Exercise vigorously (jogging, swimming, calisthenics, or any other active sports)?																	
1. Never	6.8	5.4	8.1	6.0	7.8	7.6	6.6	7.1	6.0	5.2	12.8	5.9	6.1	4.6	9.5	11.5	
2. Seldom	19.0	13.2	24.9	18.5	24.0	17.2	20.3	19.2	18.6	17.6	24.4	18.7	17.5	24.8	20.9	5.5	
3. Sometimes	23.3	23.4	23.9	22.6	24.6	22.6	22.0	24.8	23.1	23.1	24.8	22.6	25.9	17.0	27.0	16.3	
4. Most days	17.0	17.7	16.3	17.2	15.3	19.9	16.3	16.8	15.6	17.1	16.6	16.4	17.4	19.4	14.3	35.3	
5. Nearly every day	14.3	15.9	12.2	15.0	12.2	10.6	14.6	12.7	19.5	15.8	9.2	15.3	14.5	18.3	10.3	6.8	
6. Every day	19.6	24.3	14.6	20.6	16.0	22.1	20.2	19.4	17.2	21.1	12.2	21.2	18.5	15.8	17.9	24.6	
<i>Item 20770 Subject T02</i>	<i>N</i>	<i>1938</i>	<i>915</i>	<i>956</i>	<i>1371</i>	<i>212</i>	<i>320</i>	<i>512</i>	<i>697</i>	<i>409</i>	<i>1508</i>	<i>384</i>	<i>844</i>	<i>494</i>	<i>197</i>	<i>342</i>	<i>42</i>
E22E: Get at least seven hours of sleep?																	
1. Never	5.1	4.3	5.0	4.5	8.4	5.7	5.0	6.3	2.6	4.5	6.7	4.0	4.6	5.3	6.2	4.0	
2. Seldom	18.9	17.2	20.7	18.4	24.9	24.1	16.4	19.8	16.4	19.1	19.0	17.0	18.8	20.9	22.1	19.3	
3. Sometimes	21.7	20.9	23.1	22.2	16.9	20.9	21.0	23.2	20.9	21.5	20.9	19.6	26.6	20.1	20.1	34.0	
4. Most days	21.6	21.1	22.2	22.4	19.4	18.1	22.2	21.7	23.3	22.3	19.6	24.1	18.7	25.3	19.6	11.7	
5. Nearly every day	18.5	20.1	16.8	19.4	15.9	16.6	20.9	16.0	21.5	19.1	16.9	19.3	17.8	15.6	21.0	11.1	
6. Every day	14.2	16.4	12.1	13.1	14.6	14.7	14.6	13.0	15.4	13.6	16.9	15.9	13.4	12.8	10.9	20.0	
<i>Item 20780 Subject T02</i>	<i>N</i>	<i>1940</i>	<i>916</i>	<i>957</i>	<i>1373</i>	<i>212</i>	<i>320</i>	<i>513</i>	<i>698</i>	<i>408</i>	<i>1510</i>	<i>384</i>	<i>845</i>	<i>494</i>	<i>197</i>	<i>342</i>	<i>43</i>
E22F: Get less sleep than you think you should?																	
1. Never	7.7	8.3	7.0	5.8	14.8	7.1	8.2	8.2	6.7	6.6	11.6	6.9	6.2	11.8	8.7	3.8	
2. Seldom	12.5	13.3	11.6	11.7	18.9	13.0	13.9	11.5	12.1	11.1	18.2	12.9	13.0	10.7	12.1	9.0	
3. Sometimes	22.3	22.2	22.0	23.3	17.7	21.0	21.7	22.3	24.0	21.9	23.9	23.7	23.6	24.4	15.8	22.7	
4. Most days	18.4	17.5	19.3	18.7	15.1	15.3	19.3	18.3	19.9	18.8	16.6	17.9	18.9	16.5	21.2	14.0	
5. Nearly every day	18.6	19.1	18.6	20.0	15.7	21.3	18.6	18.8	16.0	20.1	13.1	17.1	20.9	18.2	20.2	13.7	
6. Every day	20.5	19.6	21.5	20.4	17.8	22.2	18.4	20.9	21.3	21.4	16.6	21.5	17.4	18.5	21.9	36.8	
<i>Item 20790 Subject T02</i>	<i>N</i>	<i>1935</i>	<i>915</i>	<i>954</i>	<i>1371</i>	<i>211</i>	<i>320</i>	<i>513</i>	<i>694</i>	<i>408</i>	<i>1508</i>	<i>384</i>	<i>840</i>	<i>494</i>	<i>196</i>	<i>342</i>	<i>43</i>

QUESTIONNAIRE FORM 2 1999	TOTAL	SEX		RACE		REGION				COLLEGE PLANS?		ILLICIT DRUG USE: LIFETIME				
		M	F	White	Black	NE	NC	S	W	Yes	No	None	Mari- juana Only	Few Pills	More Pills	Any Her- oin
<i>N (Weighted No. of Cases):</i>	2322	1111	1106	1564	282	427	609	835	451	1730	461	992	586	229	404	59
<i>% of Weighted Total:</i>	100.0	47.8	47.6	67.4	12.1	18.4	26.2	36.0	19.4	74.5	19.9	42.7	25.2	9.9	17.4	2.5
E23: When you drive a car, how often do you wear a seatbelt?																
1. Never	6.5	8.6	3.5	6.0	7.7	7.7	6.0	7.2	5.1	5.1	11.4	3.4	6.9	8.2	11.3	4.6
2. Seldom	7.2	9.6	5.1	7.2	10.8	6.3	9.6	7.4	4.5	5.8	12.8	3.5	8.8	9.9	10.8	18.6
3. Sometimes	8.6	8.8	8.1	8.4	6.4	7.2	9.6	10.0	6.1	8.6	8.8	6.4	9.7	14.3	8.9	12.5
4. Often	13.1	15.0	10.8	13.8	15.2	15.0	10.6	14.2	13.1	13.3	11.6	11.8	13.5	11.3	16.4	12.3
5. Always	61.7	56.1	68.7	62.9	54.6	60.1	61.9	58.7	67.9	64.5	53.1	71.4	58.7	54.8	50.2	47.1
8. Does not apply	2.8	1.9	3.8	1.7	5.3	3.7	2.2	2.6	3.5	2.8	2.4	3.5	2.5	1.5	2.4	4.9
<i>Item 22210 Subject F07, S02, T02</i> <i>N</i>	<i>1937</i>	<i>917</i>	<i>954</i>	<i>1374</i>	<i>209</i>	<i>317</i>	<i>513</i>	<i>696</i>	<i>410</i>	<i>1507</i>	<i>384</i>	<i>841</i>	<i>494</i>	<i>196</i>	<i>343</i>	<i>42</i>
E24: When you are riding in the front passenger seat of a car, how often do you wear a seatbelt?																
1. Never	6.7	8.2	4.1	5.6	9.2	8.0	6.1	7.6	5.0	5.2	11.5	3.2	6.9	10.6	11.8	2.5
2. Seldom	7.9	11.0	5.0	8.5	9.2	8.1	9.1	8.6	5.2	7.1	12.1	3.6	9.1	13.0	12.3	16.6
3. Sometimes	9.8	10.3	9.1	9.2	6.9	10.5	10.7	9.5	8.8	9.6	10.7	8.0	11.0	10.9	11.4	16.4
4. Often	17.5	18.4	16.2	18.7	18.2	16.7	16.6	19.1	16.4	17.3	17.2	16.1	19.2	19.1	17.7	8.4
5. Always	57.6	51.9	65.0	57.7	56.1	55.8	57.1	54.9	64.3	60.4	48.1	68.7	53.8	46.2	46.1	47.2
8. Does not apply	0.5	0.2	0.6	0.4	0.3	0.9	0.4	0.4	0.3	0.4	0.5	0.3	-	0.2	0.7	9.0
<i>Item 22220 Subject F07, S02, T02</i> <i>N</i>	<i>1939</i>	<i>916</i>	<i>954</i>	<i>1372</i>	<i>212</i>	<i>318</i>	<i>515</i>	<i>698</i>	<i>409</i>	<i>1506</i>	<i>385</i>	<i>842</i>	<i>493</i>	<i>197</i>	<i>343</i>	<i>42</i>

QUESTIONNAIRE FORM 3 1999	TOTAL	SEX		RACE		REGION				COLLEGE PLANS?		ILLICIT DRUG USE: LIFETIME				
		M	F	White	Black	NE	NC	S	W	Yes	No	None	Mari- juana Only	Few Pills	More Pills	Any Her- oin
<i>N (Weighted No. of Cases):</i> <i>% of Weighted Total:</i>	2357 100.0	1079 45.8	1159 49.2	1594 67.6	297 12.6	437 18.5	603 25.6	865 36.7	452 19.2	1698 72.0	506 21.5	994 42.2	571 24.2	283 12.0	410 17.4	47 2.0
A01: Taking all things together, how would you say things are these days—would you say you're very happy, pretty happy, or not too happy these days?																
3. Very happy	22.0	24.8	19.5	24.9	11.4	21.5	23.1	21.4	21.9	23.2	18.7	26.3	19.9	18.9	16.2	31.3
2. Pretty happy	64.2	60.5	67.7	63.9	68.5	61.4	65.3	64.8	64.0	63.8	63.9	63.3	64.2	64.6	66.7	51.4
1. Not too happy	13.9	14.7	12.8	11.1	20.1	17.2	11.6	13.7	14.1	13.0	17.4	10.4	15.9	16.5	17.2	17.3
<i>Item 1190 Subject P01, Q01</i>	<i>N 2346</i>	<i>1074</i>	<i>1157</i>	<i>1590</i>	<i>296</i>	<i>434</i>	<i>602</i>	<i>862</i>	<i>449</i>	<i>1690</i>	<i>504</i>	<i>988</i>	<i>570</i>	<i>282</i>	<i>408</i>	<i>47</i>
A02: Some people think a lot about the social problems of the nation and the world and about how they might be solved. Others spend little time thinking about these issues. How much do you think about such things?																
1. Never	3.6	4.6	2.5	3.1	3.7	4.0	3.8	4.0	2.4	3.0	5.7	2.5	3.1	2.9	5.2	19.7
2. Seldom	20.5	22.4	18.8	21.5	20.9	23.1	17.7	21.2	20.6	19.7	22.9	18.7	23.4	22.9	20.7	16.8
3. Sometimes	49.2	45.7	51.8	49.7	46.1	46.7	50.7	48.8	50.2	48.4	51.6	51.2	47.7	48.8	47.0	43.4
4. Quite often	22.3	22.7	22.6	22.4	22.8	21.7	24.1	21.0	22.8	23.7	18.2	22.4	22.5	22.4	21.8	18.6
5. A great deal	4.4	4.5	4.3	3.4	6.5	4.6	3.7	4.9	4.0	5.2	1.5	5.2	3.3	3.1	5.3	1.5
<i>Item 6880 Subject J, Q08</i>	<i>N 2341</i>	<i>1072</i>	<i>1158</i>	<i>1588</i>	<i>295</i>	<i>433</i>	<i>600</i>	<i>861</i>	<i>448</i>	<i>1688</i>	<i>504</i>	<i>987</i>	<i>569</i>	<i>280</i>	<i>408</i>	<i>47</i>
A03: The next questions ask your opinions about a number of different topics. How much do you agree or disagree with each statement below?																
A03A: Men and women should be paid the same money if they do the same work																
1. Disagree	3.2	5.6	0.6	2.4	5.1	1.5	3.3	4.0	3.1	2.4	4.9	2.0	3.6	2.0	3.4	21.7
2. Mostly disagree	1.2	1.9	0.5	1.1	2.5	0.5	1.6	1.2	1.1	1.1	1.1	0.6	0.9	1.5	1.7	6.9
3. Neither	1.8	3.2	0.7	2.0	1.1	2.4	1.3	2.4	0.9	1.5	3.0	2.3	1.9	1.4	1.1	-
4. Mostly agree	11.2	15.5	7.0	11.0	10.7	10.6	13.6	10.4	10.2	10.9	12.5	11.4	10.8	12.5	10.9	2.2
5. Agree	82.6	73.9	91.3	83.6	80.5	85.0	80.3	82.0	84.8	84.0	78.4	83.7	82.8	82.7	82.8	69.2
<i>Item 7930 Subject D06</i>	<i>N 2355</i>	<i>1077</i>	<i>1159</i>	<i>1593</i>	<i>297</i>	<i>436</i>	<i>603</i>	<i>864</i>	<i>452</i>	<i>1697</i>	<i>506</i>	<i>994</i>	<i>571</i>	<i>283</i>	<i>409</i>	<i>47</i>
A03B: Women should be considered as seriously as men for jobs as executives or politicians																
1. Disagree	3.1	5.8	0.4	3.0	2.7	2.7	2.7	3.9	2.6	2.4	5.6	2.1	2.5	2.7	5.5	13.5
2. Mostly disagree	2.6	4.9	0.5	3.2	1.5	2.1	3.9	2.4	1.7	2.2	3.9	2.5	2.5	3.5	1.9	7.3
3. Neither	3.6	6.2	0.9	3.3	5.4	1.9	4.2	4.6	2.8	2.8	5.3	3.1	3.8	4.0	3.1	10.0
4. Mostly agree	16.6	23.6	9.0	17.6	11.9	14.1	17.8	17.3	16.0	15.7	18.9	15.2	17.4	17.3	18.6	7.0
5. Agree	74.1	59.4	89.1	72.9	78.6	79.1	71.4	71.9	76.9	77.0	66.2	77.2	73.9	72.5	71.0	62.2
<i>Item 7940 Subject D06, H02</i>	<i>N 2353</i>	<i>1078</i>	<i>1158</i>	<i>1593</i>	<i>297</i>	<i>434</i>	<i>603</i>	<i>864</i>	<i>451</i>	<i>1697</i>	<i>506</i>	<i>993</i>	<i>571</i>	<i>283</i>	<i>410</i>	<i>47</i>
A03C: A woman should have exactly the same job opportunities as a man																
1. Disagree	3.7	6.4	0.9	3.7	2.9	4.3	3.1	4.0	3.1	2.7	6.1	2.2	4.3	4.5	4.1	13.1
2. Mostly disagree	3.0	5.7	0.5	3.4	2.7	2.1	3.0	3.3	3.5	2.9	3.9	3.0	2.1	3.8	4.0	-
3. Neither	3.6	6.3	1.0	3.6	5.0	3.6	2.7	4.2	3.7	3.3	4.3	2.9	4.9	4.2	2.6	7.5
4. Mostly agree	22.2	27.7	17.2	23.0	18.5	19.8	27.3	21.1	19.9	21.4	25.2	24.2	23.1	21.0	17.5	17.9
5. Agree	67.5	53.9	80.4	66.3	70.9	70.3	63.9	67.4	69.8	69.8	60.4	67.7	65.6	66.5	71.8	61.5
<i>Item 7950 Subject D06</i>	<i>N 2343</i>	<i>1071</i>	<i>1154</i>	<i>1587</i>	<i>295</i>	<i>435</i>	<i>600</i>	<i>860</i>	<i>447</i>	<i>1692</i>	<i>500</i>	<i>988</i>	<i>566</i>	<i>283</i>	<i>410</i>	<i>46</i>
A03D: A woman should have exactly the same educational opportunities as a man																
1. Disagree	1.0	1.7	*	0.6	1.6	1.0	0.5	1.2	1.2	0.5	2.1	0.3	0.8	1.4	0.8	10.7
2. Mostly disagree	0.7	1.1	0.3	0.7	0.2	0.3	0.9	0.9	0.2	0.2	2.4	0.8	0.4	0.3	0.6	2.1
3. Neither	1.1	2.2	0.1	1.2	0.7	0.7	1.6	1.0	1.1	0.9	2.0	0.6	0.7	0.9	1.5	12.2
4. Mostly agree	7.2	10.0	4.3	7.1	8.1	6.0	8.1	7.9	5.8	6.7	9.3	7.0	8.5	6.6	6.7	2.0
5. Agree	90.0	85.1	95.3	90.5	89.5	91.9	88.9	89.1	91.7	91.8	84.2	91.2	89.6	90.8	90.3	73.0
<i>Item 7960 Subject D06</i>	<i>N 2350</i>	<i>1076</i>	<i>1156</i>	<i>1592</i>	<i>297</i>	<i>434</i>	<i>603</i>	<i>864</i>	<i>450</i>	<i>1693</i>	<i>505</i>	<i>989</i>	<i>570</i>	<i>283</i>	<i>410</i>	<i>47</i>

* = less than .05 percent.

MONITORING THE FUTURE

QUESTIONNAIRE FORM 3 1999	TOTAL	SEX		RACE		REGION				COLLEGE PLANS?		ILLICIT DRUG USE: LIFETIME				
		M	F	White	Black	NE	NC	S	W	Yes	No	None	Mari- juana Only	Few Pills	More Pills	Any Her- oin
<i>N (Weighted No. of Cases):</i>	2357	1079	1159	1594	297	437	603	865	452	1698	506	994	571	283	410	47
<i>% of Weighted Total:</i>	100.0	45.8	49.2	67.6	12.6	18.5	25.6	36.7	19.2	72.0	21.5	42.2	24.2	12.0	17.4	2.0
A03E: It is usually better for everyone involved if the man is the achiever outside the home and the woman takes care of the home and family																
1. Disagree	33.6	17.1	48.9	30.8	43.2	39.3	35.7	30.8	30.3	35.2	28.7	33.6	34.3	36.9	31.6	28.7
2. Mostly disagree	17.5	15.7	19.1	17.5	15.5	19.9	17.4	15.8	18.8	18.1	16.0	17.0	17.7	24.8	13.7	15.5
3. Neither	18.2	24.8	12.2	19.7	13.0	13.8	17.2	20.0	20.3	18.7	18.1	17.5	18.7	15.4	20.4	19.1
4. Mostly agree	18.5	23.0	14.7	18.8	18.8	16.2	18.3	18.8	20.4	17.7	21.2	19.3	17.8	11.7	21.4	23.2
5. Agree	12.2	19.4	5.1	13.2	9.5	10.7	11.4	14.6	10.3	10.4	16.0	12.5	11.4	11.2	12.9	13.4
<i>Item 7970 Subject D05</i>	<i>N</i> 2341	1074	1150	1587	291	431	603	857	450	1690	502	991	565	277	410	47
A03F: A preschool child is likely to suffer if the mother works																
1. Disagree	28.9	20.0	36.8	25.4	47.5	29.0	28.1	32.2	23.4	28.2	29.4	27.3	30.4	32.4	27.4	29.5
2. Mostly disagree	20.6	16.6	24.6	21.2	16.6	19.2	22.3	20.1	20.4	21.9	17.7	19.5	20.9	26.9	18.6	23.8
3. Neither	20.5	22.2	19.2	21.6	16.1	23.8	19.6	18.6	22.3	21.6	20.2	19.8	19.8	21.3	23.5	11.8
4. Mostly agree	17.2	21.6	13.2	17.7	12.0	14.7	19.9	15.6	19.1	16.6	18.7	19.3	16.3	13.7	16.3	17.3
5. Agree	12.8	19.6	6.3	14.1	7.9	13.2	10.2	13.5	14.7	11.8	14.1	14.2	12.6	5.6	14.2	17.6
<i>Item 7980 Subject D05</i>	<i>N</i> 2335	1069	1152	1583	293	428	600	859	448	1678	506	982	571	280	405	47
A03G: A working mother can establish just as warm and secure a relationship with her children as a mother who does not work																
1. Disagree	8.3	12.7	4.0	9.0	6.0	6.1	8.2	7.9	11.4	8.2	7.8	7.3	10.1	6.7	7.9	12.9
2. Mostly disagree	13.0	17.3	9.0	13.7	6.8	12.7	13.7	11.6	15.1	13.3	12.3	12.3	13.6	14.0	14.0	14.9
3. Neither	9.7	12.7	7.0	11.1	3.6	8.4	9.6	11.2	8.3	10.1	8.3	8.8	9.2	8.9	11.1	16.7
4. Mostly agree	29.6	28.5	30.8	31.0	23.2	31.6	32.2	27.4	28.5	30.3	29.0	32.8	27.1	28.5	28.0	29.0
5. Agree	39.4	28.7	49.2	35.2	60.4	41.3	36.3	42.0	36.8	38.1	42.6	38.8	40.0	41.9	38.9	26.6
<i>Item 7990 Subject D05</i>	<i>N</i> 2354	1077	1158	1594	296	435	603	864	452	1696	506	994	569	283	410	47
A04: The next questions are about pollution and the environment. How much do you agree or disagree with each statement below?																
A04A: Pollution of most types has increased in the U.S. in the last ten years																
1. Disagree	2.6	4.4	0.7	2.6	2.2	2.6	2.5	3.4	1.0	2.3	3.2	1.8	2.5	3.6	3.0	7.6
2. Mostly disagree	4.4	5.0	3.4	4.4	4.3	4.9	5.1	4.0	3.7	4.8	2.6	5.3	3.3	5.7	2.8	1.6
3. Neither	11.7	12.8	10.9	11.2	10.8	12.7	11.3	10.9	12.6	12.1	10.6	13.1	10.2	10.8	10.7	16.9
4. Mostly agree	29.5	27.0	31.9	29.7	31.2	30.6	30.6	26.9	32.1	29.7	28.9	30.4	31.7	27.9	27.5	19.6
5. Agree	51.9	50.7	53.1	52.2	51.5	49.3	50.5	54.7	50.6	51.0	54.7	49.5	52.2	52.0	55.8	54.4
<i>Item 8000 Subject F04</i>	<i>N</i> 2340	1076	1149	1588	294	431	603	858	449	1690	503	992	568	279	407	47
A04B: Government should take steps to deal with our environmental problems, even if it means that most of us pay higher prices or taxes																
1. Disagree	10.3	13.4	7.0	9.2	14.6	10.3	10.9	10.8	8.2	9.1	12.8	9.8	8.7	9.8	11.3	25.1
2. Mostly disagree	10.5	10.4	10.7	10.6	15.0	12.0	9.2	11.6	8.7	10.7	10.6	9.4	11.2	10.7	12.5	6.8
3. Neither	23.3	17.9	28.4	24.8	18.1	15.8	26.4	22.4	28.2	22.6	27.5	24.8	21.9	23.5	24.3	7.4
4. Mostly agree	33.7	34.2	33.2	34.3	28.5	40.2	33.0	30.5	34.7	35.5	29.0	34.2	35.0	36.6	29.3	38.5
5. Agree	22.2	24.0	20.7	21.1	23.8	21.8	20.5	24.7	20.1	22.0	20.1	21.8	23.1	19.5	22.7	22.2
<i>Item 8010 Subject F04, H02</i>	<i>N</i> 2344	1076	1151	1592	293	434	603	857	450	1692	504	991	571	279	408	47
A04C: I would prefer to pay more money for things that will last a long time, rather than have them cost less and break sooner																
1. Disagree	1.5	1.9	1.0	0.9	3.0	1.4	0.7	1.5	2.8	1.3	1.7	1.2	1.4	1.9	0.8	14.2
2. Mostly disagree	1.2	1.3	0.9	1.2	2.3	0.9	1.3	1.4	0.9	1.0	1.8	0.6	1.8	1.0	1.2	4.3
3. Neither	6.3	6.8	5.3	6.2	5.8	4.9	6.3	6.3	7.8	6.1	6.1	6.0	5.6	6.5	7.0	10.3
4. Mostly agree	25.8	23.7	27.9	26.6	21.4	31.0	24.6	22.2	29.3	27.5	20.4	25.2	26.7	27.8	26.0	9.6
5. Agree	65.1	66.3	64.9	65.1	67.6	61.8	67.1	68.6	59.2	64.0	70.0	67.0	64.5	62.8	65.0	61.7
<i>Item 8020 Subject F01</i>	<i>N</i> 2346	1077	1156	1593	296	435	603	859	450	1693	506	991	570	281	410	47

DESCRIPTIVE RESULTS: 1999

131

QUESTIONNAIRE FORM 3 1999	TOTAL	SEX		RACE		REGION				COLLEGE PLANS?		ILLICIT DRUG USE: LIFETIME				
		M	F	White	Black	NE	NC	S	W	Yes	No	None	Mari- juana Only	Few Pills	More Pills	Any Her- oin
<i>N (Weighted No. of Cases):</i> <i>% of Weighted Total:</i>	2357 100.0	1079 45.8	1159 49.2	1594 67.6	297 12.6	437 18.5	603 25.6	865 36.7	452 19.2	1698 72.0	506 21.5	994 42.2	571 24.2	283 12.0	410 17.4	47 2.0
A04D: I would probably be willing to use a bicycle or mass transit (if available) rather than a car to get to work																
1. Disagree	39.8	42.1	36.8	37.7	53.4	40.6	33.8	46.8	33.8	36.7	46.8	33.5	46.0	40.4	43.7	45.8
2. Mostly disagree	20.2	18.6	21.9	20.7	20.2	17.0	20.9	18.9	24.9	21.2	18.7	23.0	19.8	20.0	16.4	12.9
3. Neither	11.6	11.3	12.3	12.1	9.6	11.1	12.4	10.6	13.1	12.6	8.9	14.7	10.2	10.4	8.9	3.6
4. Mostly agree	16.3	16.2	16.8	17.5	8.8	20.4	19.9	12.1	15.5	17.3	14.3	17.0	15.0	18.6	14.7	15.4
5. Agree	12.0	11.9	12.2	12.1	7.9	11.0	12.9	11.6	12.7	12.3	11.3	11.8	9.0	10.6	16.2	22.4
<i>Item 8030 Subject F07</i>	<i>N 2345</i>	<i>1077</i>	<i>1154</i>	<i>1592</i>	<i>296</i>	<i>434</i>	<i>603</i>	<i>861</i>	<i>448</i>	<i>1692</i>	<i>506</i>	<i>992</i>	<i>570</i>	<i>281</i>	<i>408</i>	<i>47</i>
A04E: I would be willing to eat less meat and more grains and vegetables, if it would help provide food for starving people																
1. Disagree	12.9	22.0	4.2	13.9	13.4	15.9	13.3	12.7	9.8	11.4	18.5	13.4	10.7	12.6	14.5	15.1
2. Mostly disagree	7.8	11.7	4.1	8.4	6.2	6.6	9.0	7.4	8.4	7.9	8.1	7.9	7.2	7.6	7.3	19.3
3. Neither	13.9	18.5	10.3	15.4	12.5	16.2	14.1	13.8	11.6	14.6	11.0	15.2	15.3	9.9	13.0	7.8
4. Mostly agree	28.3	24.6	31.4	28.1	31.2	25.2	29.7	29.6	27.0	28.4	30.1	29.0	26.4	29.3	29.3	29.1
5. Agree	37.0	23.2	50.1	34.2	36.7	36.0	33.9	36.5	43.2	37.7	32.3	34.6	40.4	40.5	36.0	28.7
<i>Item 8040 Subject F03, O03</i>	<i>N 2345</i>	<i>1077</i>	<i>1153</i>	<i>1590</i>	<i>296</i>	<i>434</i>	<i>601</i>	<i>859</i>	<i>450</i>	<i>1691</i>	<i>506</i>	<i>993</i>	<i>570</i>	<i>280</i>	<i>407</i>	<i>47</i>
A05: In the following list you will find some statements about leisure time and work. Please show whether you agree or disagree with each statement.																
A05A: I like the kind of work you can forget about after the work day is over																
1. Disagree	12.3	10.3	14.2	10.2	23.2	12.0	12.4	13.2	10.8	12.7	10.0	11.4	13.3	16.0	11.5	4.2
2. Mostly disagree	12.6	12.5	12.8	13.2	12.8	10.6	14.3	11.1	15.4	13.8	10.4	15.9	10.4	11.8	8.4	11.0
3. Neither	16.3	16.4	16.2	17.1	13.6	18.8	13.8	16.6	16.3	16.7	14.1	18.4	17.8	14.6	11.7	8.4
4. Mostly agree	24.3	23.5	25.5	25.7	18.5	24.1	29.5	22.3	21.1	25.4	20.7	23.6	23.3	27.1	24.8	28.4
5. Agree	34.5	37.2	31.3	33.8	31.9	34.6	29.9	36.7	36.4	31.4	44.9	30.8	35.2	30.5	43.6	47.9
<i>Item 8050 Subject C04</i>	<i>N 2347</i>	<i>1076</i>	<i>1155</i>	<i>1591</i>	<i>297</i>	<i>433</i>	<i>601</i>	<i>863</i>	<i>451</i>	<i>1692</i>	<i>506</i>	<i>993</i>	<i>567</i>	<i>281</i>	<i>410</i>	<i>47</i>
A05B: To me, work is nothing more than making a living																
1. Disagree	27.3	24.0	30.8	28.2	27.3	26.3	27.6	28.9	24.7	28.9	22.3	28.1	26.2	30.8	26.0	17.1
2. Mostly disagree	25.7	23.5	28.5	26.9	22.8	25.6	26.0	23.1	30.6	27.7	21.2	29.6	25.4	22.2	20.9	18.0
3. Neither	12.1	11.9	12.3	13.3	7.4	11.7	12.2	11.3	13.7	12.4	11.1	12.9	10.2	14.1	12.0	11.4
4. Mostly agree	20.0	23.1	16.8	20.4	19.3	20.1	23.8	19.1	16.8	18.8	23.3	17.4	19.4	21.1	24.6	27.9
5. Agree	14.9	17.6	11.6	11.2	23.2	16.3	10.4	17.6	14.2	12.2	22.1	12.0	18.7	11.7	16.5	25.6
<i>Item 8060 Subject C06</i>	<i>N 2346</i>	<i>1075</i>	<i>1154</i>	<i>1591</i>	<i>297</i>	<i>434</i>	<i>601</i>	<i>860</i>	<i>450</i>	<i>1690</i>	<i>506</i>	<i>990</i>	<i>569</i>	<i>282</i>	<i>409</i>	<i>46</i>
A05C: I expect my work to be a very central part of my life																
1. Disagree	6.5	5.9	6.5	6.7	5.3	6.7	7.2	5.3	7.5	5.6	7.6	6.3	4.8	5.0	8.4	11.4
2. Mostly disagree	11.9	11.7	12.4	12.6	7.5	9.1	15.3	10.9	12.1	11.5	12.3	11.8	11.6	8.8	13.3	24.5
3. Neither	21.3	22.5	19.9	23.3	12.1	18.7	21.5	21.1	23.6	22.2	19.1	21.5	19.8	21.1	23.5	13.7
4. Mostly agree	36.1	35.6	37.2	36.1	37.0	39.1	32.5	35.7	38.6	38.0	32.5	36.3	36.0	41.6	34.8	35.2
5. Agree	24.3	24.4	24.0	21.5	38.2	26.4	23.5	26.9	18.3	22.7	28.5	24.1	27.8	23.5	20.0	15.2
<i>Item 8070 Subject C06</i>	<i>N 2338</i>	<i>1075</i>	<i>1150</i>	<i>1589</i>	<i>296</i>	<i>432</i>	<i>601</i>	<i>859</i>	<i>445</i>	<i>1688</i>	<i>504</i>	<i>988</i>	<i>570</i>	<i>280</i>	<i>407</i>	<i>47</i>
A05D: I want to do my best in my job, even if this sometimes means working overtime																
1. Disagree	1.6	2.1	1.0	1.3	0.7	1.7	1.6	1.7	1.2	0.9	3.3	1.0	1.3	1.2	1.5	17.9
2. Mostly disagree	3.5	3.6	3.5	3.4	3.5	3.7	3.1	3.7	3.6	3.6	3.5	2.4	4.1	4.5	4.0	13.3
3. Neither	8.2	8.8	7.6	9.0	4.8	9.4	7.6	8.6	7.1	8.8	5.2	8.8	7.2	7.1	7.7	16.3
4. Mostly agree	34.8	34.1	35.5	37.2	24.1	36.2	36.5	30.8	38.7	36.5	30.6	34.2	34.4	35.7	38.6	16.5
5. Agree	51.9	51.4	52.3	49.0	67.0	49.1	51.3	55.1	49.5	50.3	57.4	53.5	53.0	51.4	48.2	36.1
<i>Item 8080 Subject C06</i>	<i>N 2339</i>	<i>1074</i>	<i>1150</i>	<i>1587</i>	<i>296</i>	<i>433</i>	<i>600</i>	<i>862</i>	<i>444</i>	<i>1685</i>	<i>506</i>	<i>986</i>	<i>568</i>	<i>281</i>	<i>410</i>	<i>46</i>

MONITORING THE FUTURE

QUESTIONNAIRE FORM 3 1999	TOTAL	SEX		RACE		REGION				COLLEGE PLANS?		ILLICIT DRUG USE: LIFETIME				
		M	F	White	Black	NE	NC	S	W	Yes	No	None	Mari- juana Only	Few Pills	More Pills	Any Her- oin
<i>N (Weighted No. of Cases):</i>	2357	1079	1159	1594	297	437	603	865	452	1698	506	994	571	283	410	47
<i>% of Weighted Total:</i>	100.0	45.8	49.2	67.6	12.6	18.5	25.6	36.7	19.2	72.0	21.5	42.2	24.2	12.0	17.4	2.0
A05E: I would like to stay in the same job for most of my adult life																
1. Disagree	13.8	13.4	13.6	11.8	20.3	13.7	11.5	15.8	13.1	12.2	19.7	12.8	13.5	12.9	15.1	30.5
2. Mostly disagree	9.4	8.1	10.7	8.7	12.8	10.1	8.3	9.3	10.6	9.0	10.6	8.7	7.8	11.1	13.0	8.4
3. Neither	17.0	18.4	15.8	17.3	11.8	20.5	18.4	14.4	16.8	18.3	13.7	15.5	17.4	19.2	19.2	14.2
4. Mostly agree	26.7	27.4	25.8	26.9	24.4	25.5	28.0	27.1	25.3	28.2	23.1	28.3	27.1	30.3	20.7	19.0
5. Agree	33.1	32.7	34.1	35.2	30.7	30.2	33.9	33.5	34.2	32.4	32.9	34.7	34.1	26.5	32.0	27.9
<i>Item 8090 Subject C03</i>	<i>N</i> 2338	1071	1152	1585	295	433	596	861	448	1685	505	986	568	280	410	46
A06: If you were to get enough money to live as comfortably as you'd like for the rest of your life, would you want to work?																
1. I would want to work	70.9	65.8	75.4	69.7	70.9	71.5	69.3	71.3	71.9	70.5	71.9	74.8	70.0	71.9	64.9	49.1
2. I would not want to work	29.1	34.2	24.6	30.3	29.1	28.5	30.7	28.7	28.1	29.5	28.1	25.2	30.0	28.1	35.1	50.9
<i>Item 8100 Subject C06</i>	<i>N</i> 2293	1045	1138	1558	290	428	587	844	435	1661	490	969	562	276	400	42
The next questions are about living or working with people of different races. Please rate each of the statements below using the following terms:																
Not at all acceptable: I'd avoid this if I possibly could.																
Somewhat acceptable: I could live with this, but not be happy about it.																
Acceptable: This would be O.K., or I'd be neutral about this.																
Desirable: I'd really like this.																
A07: How would you feel about . . .																
A07A: Having close personal friends of another race?																
1. Not at all acceptable	1.6	2.9	0.2	1.8	0.2	2.0	1.4	2.3	0.2	1.0	3.3	0.7	1.5	-	3.4	13.0
2. Somewhat acceptable	4.0	5.9	2.1	4.4	2.2	4.3	4.5	4.2	2.8	3.1	6.7	3.2	3.7	3.2	5.4	10.6
3. Acceptable	46.9	52.7	41.4	49.7	48.9	45.7	50.0	51.4	35.3	45.4	50.2	45.6	50.3	42.0	49.7	36.6
4. Desirable	47.5	38.5	56.3	44.2	48.7	48.0	44.1	42.1	61.7	50.4	39.9	50.5	44.6	54.7	41.5	39.8
<i>Item 8110 Subject N01</i>	<i>N</i> 2346	1074	1156	1590	295	435	603	857	451	1692	504	994	566	283	408	46
A07B: Having a job with a supervisor of a different race?																
1. Not at all acceptable	1.9	3.2	0.3	2.0	0.6	2.8	1.5	2.2	0.7	1.3	3.7	1.2	1.4	1.1	3.3	13.0
2. Somewhat acceptable	4.2	6.8	1.5	4.6	3.8	3.0	4.2	5.5	2.7	2.6	9.0	3.1	3.4	4.2	7.2	2.6
3. Acceptable	66.6	67.8	64.7	66.5	71.5	68.9	68.2	67.4	60.9	68.5	60.5	67.1	68.5	64.3	64.6	64.9
4. Desirable	27.3	22.2	33.5	26.9	24.1	25.3	26.1	24.8	35.7	27.6	26.8	28.7	26.7	30.5	24.9	19.5
<i>Item 8120 Subject C05, N01</i>	<i>N</i> 2345	1073	1156	1590	294	435	601	857	451	1691	504	994	565	283	409	46
A07C: Having family of a different race (but same level of education and income) move next door to you??																
1. Not at all acceptable	2.5	4.3	0.6	2.8	1.1	2.9	2.6	3.5	0.2	2.0	4.9	1.6	1.4	1.1	5.4	15.0
2. Somewhat acceptable	3.5	5.4	1.5	3.9	3.1	2.6	3.5	4.8	2.2	3.0	4.7	2.8	4.2	2.1	4.3	5.1
3. Acceptable	55.3	59.8	51.1	56.2	58.7	60.5	55.2	58.6	44.0	55.4	55.2	55.1	58.3	55.3	53.1	46.4
4. Desirable	38.7	30.5	46.8	37.1	37.2	34.0	38.7	33.1	53.5	39.6	35.2	40.5	36.1	41.4	37.1	33.5
<i>Item 8130 Subject N01</i>	<i>N</i> 2341	1072	1154	1590	293	435	602	852	451	1689	504	993	565	283	407	46
A07D: Having your (future) children's friends be all of your race?																
1. Not at all acceptable	20.0	16.5	22.5	19.1	20.1	23.7	17.5	17.0	25.4	21.6	15.1	18.2	22.3	20.4	19.5	29.8
2. Somewhat acceptable	21.1	19.0	23.3	21.6	19.0	17.1	24.1	21.6	20.1	21.8	19.5	21.3	18.7	25.9	21.5	16.6
3. Acceptable	45.2	48.9	42.4	46.9	45.4	44.8	48.6	44.9	41.8	44.3	47.9	48.4	46.2	40.5	42.1	30.0
4. Desirable	13.7	15.6	11.8	12.5	15.5	14.5	9.8	16.5	12.6	12.4	17.4	12.1	12.8	13.2	16.9	23.6
<i>Item 8140 Subject N01</i>	<i>N</i> 2334	1066	1155	1585	293	432	603	850	450	1687	502	992	563	282	406	46

QUESTIONNAIRE FORM 3 1999	TOTAL	SEX		RACE		REGION				COLLEGE PLANS?		ILLICIT DRUG USE: LIFETIME				
		M	F	White	Black	NE	NC	S	W	Yes	No	None	Mari- juana Only	Few Pills	More Pills	Any Her- oin
<i>N (Weighted No. of Cases):</i>	2357	1079	1159	1594	297	437	603	865	452	1698	506	994	571	283	410	47
<i>% of Weighted Total:</i>	100.0	45.8	49.2	67.6	12.6	18.5	25.6	36.7	19.2	72.0	21.5	42.2	24.2	12.0	17.4	2.0
A07E: Having some of your (future) children's friends be of other races?																
1. Not at all acceptable	1.9	3.3	0.4	2.2	0.3	2.8	1.8	2.1	0.6	1.2	3.9	1.1	1.6	0.1	3.8	10.9
2. Somewhat acceptable	6.0	9.3	3.2	6.9	4.5	5.1	7.0	7.0	3.4	4.2	12.4	4.5	4.8	6.4	9.8	11.5
3. Acceptable	46.7	50.0	43.3	48.5	43.0	46.9	49.5	47.7	40.9	46.6	47.2	47.6	51.2	40.6	44.2	37.7
4. Desirable	45.5	37.4	53.1	42.5	52.2	45.2	41.7	43.3	55.1	48.0	36.5	46.8	42.4	53.0	42.2	40.0
<i>Item 8150 Subject N01</i>	<i>N</i> 2340	1072	1155	1590	294	433	603	855	451	1690	504	994	565	283	408	46
A08: How would you feel about having a job where . . .																
A08A: . . . all the employees are of your race?																
1. Not at all acceptable	10.3	8.4	11.5	8.7	13.0	13.0	9.4	9.4	10.7	10.2	9.0	8.7	9.6	15.1	10.0	18.5
2. Somewhat acceptable	18.2	14.8	21.2	16.2	24.5	18.9	14.4	18.0	23.0	19.5	16.0	18.5	18.3	17.4	17.7	28.3
3. Acceptable	56.9	58.4	56.5	60.5	50.7	52.5	65.2	54.8	54.2	57.3	56.3	60.3	56.3	55.3	55.1	33.0
4. Desirable	14.5	18.4	10.7	14.6	11.8	15.6	10.9	17.8	12.1	12.9	18.8	12.6	15.8	12.2	17.2	20.1
<i>Item 8160 Subject C05, N01</i>	<i>N</i> 2345	1076	1156	1593	295	435	602	857	452	1692	506	994	568	283	408	46
A08B: . . . some employees are of a different race?																
1. Not at all acceptable	1.2	1.8	0.5	0.9	1.4	0.9	1.2	1.6	0.8	1.3	1.0	0.8	0.2	1.0	2.1	16.2
2. Somewhat acceptable	3.1	4.7	1.5	3.3	2.6	3.2	4.0	3.4	1.4	2.0	6.7	2.2	2.7	1.7	6.7	1.6
3. Acceptable	63.1	67.5	59.1	65.3	63.1	64.2	63.3	65.8	56.7	62.4	66.1	62.3	67.8	61.9	62.1	48.3
4. Desirable	32.5	26.0	38.9	30.5	32.9	31.6	31.5	29.2	41.0	34.3	26.2	34.7	29.3	35.4	29.1	34.0
<i>Item 8170 Subject C05, N01</i>	<i>N</i> 2344	1075	1156	1593	294	435	602	856	451	1693	506	994	568	283	409	46
A08C: . . . most employees are of a different race?																
1. Not at all acceptable	5.4	8.4	2.5	6.6	2.6	6.8	5.0	6.4	2.5	4.5	8.6	3.4	5.4	4.4	9.9	15.3
2. Somewhat acceptable	22.8	22.3	23.4	26.1	20.1	24.9	25.1	24.0	15.5	23.6	22.2	22.0	22.0	28.0	24.4	13.1
3. Acceptable	57.1	57.3	57.4	57.1	57.0	55.0	58.7	55.5	59.7	57.0	55.8	57.1	61.3	52.5	53.4	63.7
4. Desirable	14.8	12.1	16.8	10.3	20.3	13.3	11.2	14.2	22.2	14.9	13.4	17.6	11.3	15.0	12.3	7.9
<i>Item 8180 Subject C05, N01</i>	<i>N</i> 2344	1075	1155	1592	294	435	602	855	451	1692	506	994	568	283	408	46
A09: How would you feel about living in an area where . . .																
A09A: . . . all the neighbors are of your race?																
1. Not at all acceptable	7.5	6.0	8.1	5.0	8.9	9.2	4.1	6.5	12.6	7.5	6.4	6.9	6.9	9.0	7.2	12.5
2. Somewhat acceptable	13.8	11.6	16.0	11.9	22.3	16.1	12.2	14.3	12.8	14.4	11.8	14.1	13.9	11.1	14.9	13.9
3. Acceptable	58.7	58.9	58.8	61.7	52.5	53.1	65.8	55.3	60.7	59.6	56.1	59.3	59.9	64.8	54.7	44.4
4. Desirable	20.0	23.5	17.1	21.4	16.2	21.6	17.9	23.8	13.9	18.5	25.7	19.8	19.3	15.1	23.1	29.2
<i>Item 8190 Subject N01</i>	<i>N</i> 2336	1075	1148	1593	292	434	602	851	449	1685	506	988	568	283	407	46
A09B: . . . some of the neighbors are of other races?																
1. Not at all acceptable	1.5	2.5	0.4	1.6	0.7	2.0	1.5	1.9	0.2	0.9	3.5	0.8	0.9	0.7	2.8	13.0
2. Somewhat acceptable	5.1	6.9	3.3	5.0	5.5	4.8	4.9	5.1	5.5	4.0	8.9	4.0	4.8	3.1	8.4	10.1
3. Acceptable	65.3	68.6	62.5	67.9	63.9	66.0	66.7	68.9	56.0	65.8	64.2	64.2	69.0	63.0	65.4	58.3
4. Desirable	28.1	22.0	33.7	25.5	29.9	27.2	26.9	24.1	38.3	29.3	23.5	30.9	25.4	33.2	23.4	18.6
<i>Item 8200 Subject N01</i>	<i>N</i> 2337	1075	1149	1593	292	435	602	852	449	1686	506	988	568	283	407	46
A09C: . . . most of the neighbors are of other races?																
1. Not at all acceptable	9.1	13.6	4.6	10.8	5.4	10.7	8.1	10.8	5.6	8.1	12.8	6.5	10.2	7.6	13.4	16.5
2. Somewhat acceptable	26.0	26.8	25.5	30.3	21.6	28.2	27.3	27.3	19.7	28.0	21.1	26.0	26.3	28.0	27.2	15.2
3. Acceptable	53.5	50.4	56.6	52.1	57.1	49.1	56.2	51.9	56.9	52.6	55.4	55.5	52.8	50.5	50.3	61.3
4. Desirable	11.4	9.1	13.2	6.8	15.8	12.0	8.4	9.9	17.7	11.3	10.8	12.0	10.7	13.8	9.1	7.0
<i>Item 8210 Subject N01</i>	<i>N</i> 2326	1071	1145	1588	289	432	600	848	445	1680	501	986	564	282	404	46

QUESTIONNAIRE FORM 3 1999	TOTAL	SEX		RACE		REGION				COLLEGE PLANS?		ILLCIT DRUG USE: LIFETIME				
		M	F	White	Black	NE	NC	S	W	Yes	No	None	Mari- juana Only	Few Pills	More Pills	Any Her- oin
<i>N (Weighted No. of Cases):</i>	2357	1079	1159	1594	297	437	603	865	452	1698	506	994	571	283	410	47
<i>% of Weighted Total:</i>	100.0	45.8	49.2	67.6	12.6	18.5	25.6	36.7	19.2	72.0	21.5	42.2	24.2	12.0	17.4	2.0
A10: How would you feel about having your (future) children go to schools where . . .																
A10A: . . . all the children are of your race?																
1. Not at all acceptable	14.1	10.6	16.5	10.8	16.5	15.3	9.0	13.6	21.1	14.9	11.0	13.3	13.2	16.5	14.3	22.7
2. Somewhat acceptable	18.7	16.8	21.1	16.9	24.9	18.3	18.9	17.7	20.6	19.5	18.2	18.3	19.1	19.0	19.6	14.5
3. Acceptable	50.2	52.5	47.9	53.7	45.9	48.8	56.3	48.5	46.4	49.9	50.2	52.6	50.5	49.7	46.4	39.2
4. Desirable	17.0	20.1	14.5	18.7	12.7	17.6	15.8	20.2	11.9	15.7	20.6	15.7	17.2	14.8	19.8	23.6
<i>Item 8220 Subject B03, N01</i>	<i>N 2334</i>	<i>1070</i>	<i>1151</i>	<i>1587</i>	<i>292</i>	<i>435</i>	<i>602</i>	<i>851</i>	<i>447</i>	<i>1685</i>	<i>503</i>	<i>987</i>	<i>567</i>	<i>280</i>	<i>408</i>	<i>47</i>
A10B: . . . some of the children are of other races?																
1. Not at all acceptable	1.3	2.3	0.3	1.3	1.1	2.5	1.2	1.4	0.1	0.9	2.4	0.5	0.9	0.9	2.7	9.8
2. Somewhat acceptable	4.0	5.9	2.1	4.0	4.0	3.0	3.2	5.6	3.4	3.1	6.5	2.7	3.3	2.4	6.5	22.2
3. Acceptable	61.8	65.0	58.7	63.1	60.5	62.0	63.2	62.9	57.7	61.8	64.2	61.0	65.4	59.8	63.4	40.3
4. Desirable	32.8	26.9	38.9	31.6	34.4	32.5	32.4	30.1	38.8	34.2	26.9	35.8	30.4	37.0	27.4	27.7
<i>Item 8230 Subject B03, N01</i>	<i>N 2333</i>	<i>1071</i>	<i>1149</i>	<i>1588</i>	<i>292</i>	<i>435</i>	<i>602</i>	<i>851</i>	<i>446</i>	<i>1684</i>	<i>503</i>	<i>987</i>	<i>567</i>	<i>279</i>	<i>408</i>	<i>47</i>
A10C: . . . most of the children are of other races?																
1. Not at all acceptable	11.2	14.1	8.3	13.2	5.8	10.0	10.3	14.5	7.2	10.4	14.1	8.0	11.8	11.0	16.4	25.0
2. Somewhat acceptable	27.3	28.5	26.9	32.0	22.3	28.4	29.7	28.1	21.5	29.1	22.8	27.7	26.2	28.5	27.6	30.6
3. Acceptable	49.1	47.2	50.9	47.3	51.5	48.6	50.5	46.4	52.9	48.2	51.9	50.4	51.0	46.9	45.8	37.4
4. Desirable	12.4	10.2	14.0	7.5	20.4	12.9	9.6	11.1	18.4	12.4	11.3	13.9	10.9	13.6	10.2	7.0
<i>Item 8240 Subject B03, N01</i>	<i>N 2329</i>	<i>1070</i>	<i>1146</i>	<i>1586</i>	<i>292</i>	<i>434</i>	<i>602</i>	<i>848</i>	<i>445</i>	<i>1681</i>	<i>503</i>	<i>985</i>	<i>567</i>	<i>279</i>	<i>407</i>	<i>46</i>
A11: What race are your close friends?																
1. All my race	26.2	26.8	25.8	27.4	34.1	25.5	32.0	27.9	15.5	24.7	30.7	27.2	29.6	17.3	24.8	22.9
2. Almost all my race	27.8	28.9	27.5	34.0	16.2	26.9	36.2	27.5	17.9	29.1	25.4	27.2	29.4	26.8	28.7	29.3
3. Mostly my race	22.4	23.6	21.3	24.2	21.8	19.3	19.3	24.7	25.4	23.7	18.9	23.9	17.9	28.7	22.5	19.3
4. About half my race	14.1	11.4	16.1	11.4	13.0	14.9	7.4	12.5	25.2	13.2	15.1	11.6	14.1	18.4	16.2	17.1
5. Mostly other race(s)	5.7	5.7	5.2	2.1	9.6	6.5	2.7	5.3	9.6	5.1	7.3	5.5	6.1	6.2	4.4	2.6
6. Almost all other race(s)	3.9	3.6	4.2	0.9	5.4	6.9	2.4	2.1	6.4	4.2	2.7	4.5	3.1	2.7	3.5	8.7
<i>Item 8250 Subject N03</i>	<i>N 2321</i>	<i>1064</i>	<i>1147</i>	<i>1584</i>	<i>289</i>	<i>431</i>	<i>601</i>	<i>845</i>	<i>444</i>	<i>1680</i>	<i>499</i>	<i>980</i>	<i>566</i>	<i>279</i>	<i>406</i>	<i>47</i>
A12: What race are the people in your neighborhood?																
1. All my race	35.8	37.7	34.3	43.5	26.5	30.3	50.4	38.3	16.7	34.0	44.5	36.4	32.7	29.7	41.8	39.8
2. Almost all my race	26.9	28.8	25.3	32.3	20.5	30.4	28.9	25.1	24.4	28.0	22.5	27.9	26.7	30.3	23.0	30.0
3. Mostly my race	14.2	13.5	15.3	15.1	14.6	13.2	10.1	14.6	19.9	14.5	12.8	11.7	18.9	14.3	14.2	7.2
4. About half my race	9.5	8.1	10.6	6.1	16.1	9.1	4.0	10.9	14.7	9.5	9.3	8.9	9.5	12.0	10.2	2.6
5. Mostly other race(s)	7.2	6.0	7.9	2.1	10.9	6.2	3.1	6.3	15.3	6.8	7.9	8.0	5.7	9.1	5.9	6.3
6. Almost all other race(s)	6.4	6.0	6.6	0.9	11.3	10.9	3.5	4.9	9.0	7.3	3.0	7.0	6.5	4.6	4.9	14.1
<i>Item 8260 Subject N03</i>	<i>N 2323</i>	<i>1066</i>	<i>1148</i>	<i>1582</i>	<i>291</i>	<i>431</i>	<i>600</i>	<i>847</i>	<i>444</i>	<i>1680</i>	<i>501</i>	<i>982</i>	<i>567</i>	<i>279</i>	<i>405</i>	<i>47</i>
A13: What race were the students in the elementary school where you spent the most time?																
1. All my race	24.1	24.8	23.5	28.3	18.9	25.5	38.2	19.4	12.5	21.9	32.0	24.4	24.0	17.8	27.9	25.3
2. Almost all my race	28.9	30.0	28.3	35.5	15.7	35.3	33.1	25.1	24.3	31.2	22.1	29.9	27.8	31.0	29.0	16.6
3. Mostly my race	16.4	17.6	15.8	17.8	15.5	12.0	13.6	17.4	22.7	16.8	15.7	16.9	18.3	14.0	14.4	13.7
4. About half my race	15.5	14.1	16.5	12.7	29.7	6.3	7.1	25.1	17.4	14.9	18.2	14.8	15.5	18.4	14.6	22.0
5. Mostly other race(s)	8.4	8.0	8.2	3.8	9.5	10.8	4.2	7.4	13.5	8.2	6.7	7.3	9.3	10.0	7.6	10.1
6. Almost all other race(s)	6.8	5.4	7.8	1.8	10.7	10.2	3.8	5.6	9.7	7.0	5.3	6.8	5.1	8.7	6.5	12.3
<i>Item 8270 Subject B03, N03</i>	<i>N 2313</i>	<i>1064</i>	<i>1139</i>	<i>1578</i>	<i>291</i>	<i>429</i>	<i>601</i>	<i>843</i>	<i>441</i>	<i>1677</i>	<i>496</i>	<i>977</i>	<i>566</i>	<i>275</i>	<i>406</i>	<i>47</i>
A14: What race are the students in your present school (if you are in school)?																
1. All my race	10.2	10.9	9.8	11.8	10.7	11.6	18.6	6.6	4.4	8.9	14.5	10.9	10.2	7.7	10.6	15.0
2. Almost all my race	28.7	29.0	28.6	36.1	18.7	34.2	40.8	20.7	21.9	30.5	25.3	28.2	27.5	28.1	33.2	25.0
3. Mostly my race	23.1	26.7	19.9	26.9	14.6	20.8	24.0	25.0	20.4	23.8	21.5	22.7	22.8	25.0	23.8	21.1
4. About half my race	19.2	17.2	20.9	18.0	27.5	9.9	9.6	28.4	23.8	18.1	22.4	19.4	19.0	20.2	17.2	19.9
5. Mostly other race(s)	11.2	9.8	12.2	5.4	16.8	12.6	4.2	12.4	17.2	11.2	11.1	10.8	13.7	11.6	8.7	9.0
6. Almost all other race(s)	7.6	6.4	8.7	1.7	11.7	10.8	2.8	6.8	12.3	7.6	5.3	8.0	6.8	7.4	6.5	9.6
<i>Item 8280 Subject B03, N03</i>	<i>N 2315</i>	<i>1058</i>	<i>1148</i>	<i>1576</i>	<i>289</i>	<i>430</i>	<i>599</i>	<i>840</i>	<i>446</i>	<i>1679</i>	<i>494</i>	<i>984</i>	<i>567</i>	<i>274</i>	<i>401</i>	<i>47</i>

QUESTIONNAIRE FORM 3 1999	TOTAL	SEX		RACE		REGION				COLLEGE PLANS?		ILLICIT DRUG USE: LIFETIME				
		M	F	White	Black	NE	NC	S	W	Yes	No	None	Mari- juana Only	Few Pills	More Pills	Any Her- oin
<i>N (Weighted No. of Cases):</i>	2357	1079	1159	1594	297	437	603	865	452	1698	506	994	571	283	410	47
<i>% of Weighted Total:</i>	100.0	45.8	49.2	67.6	12.6	18.5	25.6	36.7	19.2	72.0	21.5	42.2	24.2	12.0	17.4	2.0
A15: What race are the people that you work with on your job (if you have a job)?																
1. All my race	31.4	33.2	30.3	39.8	8.8	34.7	45.8	27.2	16.0	29.9	36.6	32.5	30.8	29.7	32.6	14.9
2. Almost all my race	21.5	20.6	22.5	25.6	12.6	24.4	24.4	18.8	20.0	23.5	16.4	22.8	20.4	20.0	20.6	36.6
3. Mostly my race	14.9	14.4	15.2	15.3	15.5	10.3	13.0	15.5	20.8	15.0	15.1	14.9	14.2	16.7	14.5	25.0
4. About half my race	15.9	16.3	15.1	13.0	26.3	11.3	8.1	21.2	21.1	15.6	17.2	13.5	17.9	18.4	17.4	5.4
5. Mostly other race(s)	8.9	8.1	9.8	4.4	18.1	9.9	5.1	9.3	12.6	8.7	8.2	9.3	9.5	9.1	6.9	6.1
6. Almost all other race(s)	7.4	7.4	7.0	1.9	18.6	9.3	3.5	8.1	9.5	7.3	6.6	7.0	7.3	6.1	8.0	12.0
<i>Item 8290 Subject N03</i>	<i>N</i> 2057	968	997	1447	236	374	546	751	387	1472	466	838	498	256	382	43
A16: How often do you do things (like having a conversation, eating together, playing sports) with people of other races?																
1. Not at all	8.2	9.1	7.4	9.4	8.4	10.7	11.5	7.6	2.8	5.6	16.2	8.2	8.4	6.8	8.7	10.9
2. A little	22.1	22.3	21.8	26.5	13.8	24.1	32.0	16.8	16.9	21.9	23.2	23.0	20.9	20.7	22.2	23.4
3. Some	34.1	34.1	34.3	34.7	35.4	27.9	32.2	39.8	32.0	35.5	29.5	34.2	33.6	35.7	35.1	28.0
4. A lot	35.6	34.4	36.4	29.3	42.4	37.4	24.4	35.9	48.3	36.9	31.1	34.6	37.1	36.8	34.1	37.8
<i>Item 8300 Subject N03</i>	<i>N</i> 2320	1067	1145	1581	292	427	601	848	444	1678	501	982	567	278	404	46
A17: Generally, how do you feel about the experiences you have had with people of other races?																
5. Very good	27.4	22.0	32.4	25.8	25.6	32.9	25.2	23.6	32.3	29.7	20.5	28.9	25.6	29.7	26.0	15.4
4. Mostly good	43.9	42.8	45.4	45.0	46.7	40.9	49.2	41.5	44.2	44.5	40.6	47.8	43.3	40.0	38.3	40.7
3. Mixed	25.4	30.1	20.6	25.1	26.6	23.2	23.4	30.0	21.3	23.9	30.7	21.0	27.3	29.0	31.0	27.1
2. Mostly bad	2.3	3.6	1.2	3.0	0.7	1.8	1.7	3.5	1.4	1.6	5.0	1.1	3.8	1.3	3.2	8.3
1. Very bad	1.0	1.5	0.4	1.1	0.5	1.1	0.6	1.4	0.8	0.3	3.2	1.3	-	-	1.5	8.6
<i>Item 8310 Subject N03</i>	<i>N</i> 2314	1064	1143	1573	292	427	600	843	444	1677	496	977	564	278	405	47
A18: The next questions are about some of your own plans. Are you married or engaged?																
1. Married—SKIP TO Q.A20	0.4	0.3	0.4	0.2	-	-	-	1.0	-	0.2	0.8	0.1	0.2	0.4	0.6	5.4
2. Engaged	6.5	5.1	7.5	6.0	5.6	6.3	7.8	6.1	5.7	5.0	10.8	5.1	7.0	9.9	5.5	14.4
3. Neither	93.1	94.5	92.0	93.8	94.4	93.7	92.2	92.9	94.3	94.8	88.4	94.7	92.8	89.7	93.9	80.2
<i>Item 8320 Subject D01, R01</i>	<i>N</i> 2236	1012	1120	1541	265	413	579	809	435	1631	476	956	534	266	397	45
A19: If it were just up to you, what would be the ideal time for you to get married?																
1. Within the next year or so	4.4	3.0	5.8	4.1	4.1	2.6	5.3	4.7	4.2	3.6	6.4	2.8	4.9	5.9	5.8	6.3
2. Two or three years from now	12.5	10.2	14.5	13.0	14.4	7.7	13.1	14.8	12.1	9.3	21.6	12.1	11.5	18.3	11.5	6.2
3. Four or five years from now	33.1	31.2	34.3	36.0	27.3	26.0	35.1	34.8	34.0	34.3	31.5	35.7	33.1	30.9	27.3	45.5
4. Over five years from now	44.2	49.0	40.6	42.3	46.5	56.1	41.3	40.4	43.9	48.5	30.3	44.6	45.3	39.8	46.4	30.7
5. I don't want to marry	5.8	6.6	4.9	4.6	7.7	7.7	5.2	5.3	5.8	4.3	10.1	4.8	5.2	5.1	9.0	11.3
<i>Item 8330 Subject D01</i>	<i>N†</i> 2207	1011	1093	1525	263	407	572	796	431	1602	477	943	535	262	390	40
A20: Have you thought at all about whether you'd like to have children or how many you'd like to have?																
3. I've thought about it a lot	36.5	28.1	44.7	36.7	45.7	34.6	36.5	38.5	34.7	36.9	35.8	34.4	37.8	36.2	41.0	31.2
2. I've thought about it a little	53.3	58.1	48.8	53.9	46.5	54.6	52.5	52.7	54.6	54.6	48.4	54.1	55.1	56.3	47.2	49.9
1. I haven't thought about it at all	10.1	13.7	6.5	9.4	7.8	10.8	11.0	8.9	10.7	8.5	15.8	11.4	7.1	7.6	11.8	18.9
<i>Item 8340 Subject D02</i>	<i>N</i> 2286	1056	1125	1574	278	424	594	830	438	1664	485	967	563	276	395	46
A21: All things considered, if you could have exactly the number of children you want, what number would you choose to have?																
1. None	4.1	4.1	3.9	4.5	2.2	5.3	6.1	2.6	2.9	3.6	5.3	3.5	3.1	5.9	4.8	10.6
2. One	6.5	6.6	6.3	5.9	11.3	6.9	5.2	8.8	3.5	5.1	10.5	5.5	8.7	4.9	7.0	6.4
3. Two	46.1	48.2	44.5	47.6	49.2	44.0	44.3	50.2	42.7	44.0	51.6	45.5	45.6	47.7	47.9	40.6
4. Three	22.1	20.9	23.3	22.8	18.1	21.3	23.2	20.1	25.2	24.6	15.8	22.6	23.5	20.7	22.0	10.5
5. Four	7.7	5.4	10.0	6.8	8.1	7.9	7.7	6.5	9.7	8.7	4.9	8.4	7.2	7.4	5.9	8.4
6. Five	2.1	1.2	2.9	1.7	2.9	2.6	2.0	1.6	2.7	2.5	1.0	1.9	2.9	1.4	2.2	-
7. Six or more	2.3	3.1	1.5	1.9	1.8	1.5	1.9	2.7	2.7	2.4	1.5	2.1	1.4	3.0	2.7	9.6
8. Don't know	9.2	10.4	7.6	9.0	6.5	10.5	9.6	7.4	10.8	9.0	9.4	10.5	7.5	9.2	7.4	13.9
<i>Item 8350 Subject D02</i>	<i>N</i> 2314	1060	1144	1571	292	428	590	851	445	1679	493	983	563	281	400	45

†=excludes respondents for whom question was inappropriate.

QUESTIONNAIRE FORM 3 1999	TOTAL	SEX		RACE		REGION				COLLEGE PLANS?		ILLICIT DRUG USE: LIFETIME					
		M	F	White	Black	NE	NC	S	W	Yes	No	None	Mari- juana Only	Few Pills	More Pills	Any Her- oin	
<i>N (Weighted No. of Cases):</i>	2357	1079	1159	1594	297	437	603	865	452	1698	506	994	571	283	410	47	
<i>% of Weighted Total:</i>	100.0	45.8	49.2	67.6	12.6	18.5	25.6	36.7	19.2	72.0	21.5	42.2	24.2	12.0	17.4	2.0	
A22: If the "population explosion" were NOT a problem, would you choose to have a larger number of children?																	
4. Yes, I'm sure I would want more	3.7	3.8	3.7	3.1	2.8	3.4	3.1	3.1	5.7	3.8	3.0	3.2	2.7	2.7	6.6	7.4	
3. I probably would want more	7.4	5.9	8.8	7.5	3.4	8.7	7.5	6.5	7.5	7.6	6.0	8.1	6.5	6.5	7.6	6.0	
2. I probably would not want more	29.0	29.3	28.3	30.4	27.0	29.1	30.3	29.8	25.8	29.5	29.0	31.1	28.8	28.7	25.9	22.7	
1. I'm sure I would not want more	37.9	39.2	37.6	38.4	46.5	34.1	38.2	40.4	36.6	38.5	35.9	34.6	41.7	42.6	37.5	33.9	
8. Don't know, no idea	22.0	21.7	21.6	20.7	20.4	24.7	20.9	20.1	24.5	20.5	26.1	22.9	20.3	19.5	22.4	30.0	
<i>Item 8360 Subject D02, E01</i>	<i>N</i>	<i>2332</i>	<i>1071</i>	<i>1152</i>	<i>1587</i>	<i>292</i>	<i>431</i>	<i>598</i>	<i>854</i>	<i>448</i>	<i>1684</i>	<i>506</i>	<i>988</i>	<i>566</i>	<i>283</i>	<i>406</i>	<i>47</i>
A23: If it were just up to you, how soon after getting married would you want to have your first child?																	
1. I don't want to have children (or get married)	4.5	4.3	4.4	4.5	2.1	6.2	5.6	2.9	4.4	4.1	5.6	4.2	3.3	5.5	5.3	12.2	
2. I wouldn't wait at all	5.7	8.0	3.7	5.0	9.8	5.1	5.7	6.7	4.6	4.1	9.8	4.3	5.9	6.1	8.4	1.5	
3. I would wait one year	25.3	27.0	23.7	24.3	26.6	25.7	26.0	25.5	23.4	24.5	28.4	23.5	28.8	23.8	27.3	15.3	
4. I would wait two years	28.5	25.2	31.7	30.1	23.5	28.2	25.2	29.8	30.7	29.7	27.7	30.5	28.5	25.7	26.4	22.1	
5. I would wait three years	12.5	11.5	13.3	12.5	12.1	12.7	13.7	10.7	14.3	14.2	8.1	13.2	12.7	12.1	10.2	17.4	
6. I would wait four or five years	8.6	7.8	9.7	10.5	4.9	6.5	8.8	9.3	8.9	9.4	5.7	10.2	7.7	9.8	5.9	5.1	
7. I would wait more than five years	2.3	2.9	1.6	2.4	2.1	0.9	2.8	3.0	1.7	2.0	2.7	2.1	1.3	3.4	4.1	-	
8. Don't know, or already have a child	12.6	13.3	11.9	10.6	19.1	14.7	12.3	12.1	12.0	12.0	12.1	11.9	11.9	13.5	12.4	26.4	
<i>Item 8370 Subject D02</i>	<i>N</i>	<i>2319</i>	<i>1062</i>	<i>1146</i>	<i>1575</i>	<i>293</i>	<i>428</i>	<i>592</i>	<i>853</i>	<i>446</i>	<i>1679</i>	<i>497</i>	<i>983</i>	<i>563</i>	<i>281</i>	<i>404</i>	<i>45</i>
A24: Now we'd like you to make some ratings of how good or bad a job you feel each of the following organizations is doing for the country as a whole. For each one, mark the circle that best describes how you feel.																	
How good or bad a job is being done for the country as a whole by . . .																	
A24A: Large corporations?																	
1. Very poor	1.9	2.7	1.0	1.7	2.1	3.0	1.9	1.8	1.3	1.7	2.7	1.1	1.4	3.1	3.2	7.6	
2. Poor	4.0	4.2	3.7	4.1	3.6	5.1	3.2	4.0	4.1	3.8	4.0	3.8	4.1	3.6	4.1	3.7	
3. Fair	24.8	26.7	23.2	23.7	32.4	20.9	24.8	27.8	22.6	24.3	26.5	24.4	26.4	22.4	25.0	23.4	
4. Good	31.7	33.9	29.9	33.4	23.4	32.8	34.6	28.5	32.9	32.2	31.3	31.7	29.4	34.3	32.9	33.5	
5. Very good	10.4	11.9	9.2	10.2	10.7	8.9	9.7	12.0	9.7	10.9	8.8	10.0	12.7	9.6	9.8	3.7	
8. No opinion	27.2	20.6	33.1	27.0	27.9	29.2	25.8	26.0	29.5	27.2	26.8	28.9	25.9	27.0	24.9	28.1	
<i>Item 8380 Subject K02</i>	<i>N</i>	<i>2327</i>	<i>1069</i>	<i>1151</i>	<i>1582</i>	<i>294</i>	<i>424</i>	<i>602</i>	<i>854</i>	<i>448</i>	<i>1685</i>	<i>505</i>	<i>993</i>	<i>560</i>	<i>283</i>	<i>407</i>	<i>47</i>
A24B: Major labor unions?																	
1. Very poor	1.8	3.1	0.4	1.9	1.0	1.8	1.2	2.3	1.6	1.3	3.2	1.8	1.7	0.5	1.6	10.3	
2. Poor	5.7	7.5	3.8	5.6	5.3	5.9	6.7	4.9	5.5	6.0	5.7	7.1	4.3	4.6	5.2	6.9	
3. Fair	26.4	27.6	24.9	26.5	31.8	27.3	23.9	29.7	22.7	25.6	26.8	23.6	27.5	28.5	28.5	31.0	
4. Good	28.9	31.1	27.8	29.1	24.2	30.4	32.3	23.5	33.4	29.6	28.1	28.4	32.1	32.2	25.7	20.4	
5. Very good	5.6	6.5	4.8	5.7	5.2	5.6	7.4	5.4	3.8	5.4	5.6	5.4	5.5	3.9	7.1	4.8	
8. No opinion	31.6	24.1	38.2	31.2	32.5	29.0	28.5	34.2	33.1	32.1	30.6	33.6	28.9	30.3	31.8	26.6	
<i>Item 8390 Subject K02</i>	<i>N</i>	<i>2322</i>	<i>1069</i>	<i>1146</i>	<i>1582</i>	<i>290</i>	<i>425</i>	<i>599</i>	<i>851</i>	<i>447</i>	<i>1681</i>	<i>504</i>	<i>987</i>	<i>561</i>	<i>282</i>	<i>407</i>	<i>47</i>
A24C: The nation's colleges and universities?																	
1. Very poor	0.8	1.4	0.1	0.6	-	0.7	0.4	1.4	0.5	0.7	1.0	0.8	0.5	0.5	0.8	6.8	
2. Poor	2.9	3.4	2.3	2.8	3.4	2.3	2.8	3.0	3.4	2.7	3.5	2.8	2.3	0.6	5.2	4.9	
3. Fair	14.9	14.6	14.9	13.3	22.2	14.9	14.5	14.8	15.3	13.6	17.3	14.1	15.6	14.4	16.5	16.2	
4. Good	41.5	38.7	44.4	43.8	32.0	45.4	43.8	37.6	42.0	41.7	41.2	41.4	40.9	48.3	38.6	26.6	
5. Very good	31.0	32.7	30.1	31.4	31.9	28.2	32.0	32.7	29.4	34.1	23.8	31.7	32.6	28.2	30.0	36.8	
8. No opinion	8.9	9.3	8.2	8.1	10.6	8.6	6.4	10.5	9.4	7.2	13.2	9.3	8.1	7.9	9.0	8.8	
<i>Item 8400 Subject B10, K02</i>	<i>N</i>	<i>2322</i>	<i>1070</i>	<i>1145</i>	<i>1580</i>	<i>291</i>	<i>428</i>	<i>600</i>	<i>850</i>	<i>444</i>	<i>1683</i>	<i>503</i>	<i>985</i>	<i>563</i>	<i>283</i>	<i>407</i>	<i>47</i>
A24D: The nation's public schools?																	
1. Very poor	6.2	7.8	4.5	6.0	7.1	5.2	5.5	6.4	7.9	5.3	9.4	4.2	6.4	7.0	9.4	13.1	
2. Poor	16.6	18.1	16.0	17.1	15.2	14.4	16.9	15.8	19.8	17.6	14.2	15.1	17.0	15.6	19.4	30.2	
3. Fair	35.4	32.9	37.6	36.8	35.4	38.9	36.0	34.7	32.8	36.1	32.6	34.3	37.3	36.5	36.1	28.3	
4. Good	26.3	25.6	26.9	26.3	21.6	26.9	29.0	25.7	23.4	26.2	27.4	29.8	23.0	28.4	21.0	22.3	
5. Very good	7.8	7.5	8.0	7.0	9.8	7.7	6.8	8.2	8.6	7.9	7.5	7.7	9.7	8.1	5.9	1.4	
8. No opinion	7.6	8.2	7.0	6.9	10.9	7.0	5.8	9.2	7.5	7.0	8.9	8.9	6.5	4.4	8.3	4.8	
<i>Item 8410 Subject B10, K02</i>	<i>N</i>	<i>2326</i>	<i>1071</i>	<i>1147</i>	<i>1582</i>	<i>292</i>	<i>428</i>	<i>597</i>	<i>853</i>	<i>448</i>	<i>1688</i>	<i>500</i>	<i>986</i>	<i>565</i>	<i>283</i>	<i>407</i>	<i>47</i>

QUESTIONNAIRE FORM 3 1999	TOTAL	SEX		RACE		REGION				COLLEGE PLANS?		ILLICIT DRUG USE: LIFETIME				
		M	F	White	Black	NE	NC	S	W	Yes	No	None	Mari- juana Only	Few Pills	More Pills	Any Her- oin
<i>N (Weighted No. of Cases):</i> <i>% of Weighted Total:</i>	2357 100.0	1079 45.8	1159 49.2	1594 67.6	297 12.6	437 18.5	603 25.6	865 36.7	452 19.2	1698 72.0	506 21.5	994 42.2	571 24.2	283 12.0	410 17.4	47 2.0
A24E: Churches and religious organizations?																
1. Very poor	3.8	5.7	1.4	3.8	2.1	5.1	3.2	3.4	4.1	3.4	5.5	2.5	2.9	5.2	4.9	25.1
2. Poor	4.1	5.0	3.6	4.4	2.0	6.2	4.1	2.3	5.4	4.2	3.3	4.7	3.3	2.7	4.6	3.5
3. Fair	21.8	21.7	22.3	21.0	26.4	25.3	23.1	20.0	20.3	22.1	20.3	21.5	26.8	16.4	19.2	27.5
4. Good	31.5	29.9	33.5	32.9	26.2	32.9	36.2	29.2	28.2	32.4	29.4	33.7	27.9	36.5	29.5	17.4
5. Very good	20.9	20.5	20.7	20.1	29.4	12.3	15.4	29.0	20.7	20.3	22.3	21.1	20.8	19.9	20.6	12.2
8. No opinion	18.0	17.2	18.5	17.8	13.9	18.3	17.9	16.1	21.3	17.6	19.1	16.5	18.3	19.4	21.2	14.3
<i>Item 8420 Subject G, K02</i>	<i>N</i> 2325	<i>1067</i>	<i>1150</i>	<i>1582</i>	<i>293</i>	<i>427</i>	<i>600</i>	<i>853</i>	<i>444</i>	<i>1687</i>	<i>501</i>	<i>989</i>	<i>560</i>	<i>283</i>	<i>407</i>	<i>47</i>
A24F: The national news media (TV, magazines, news services)?																
1. Very poor	8.3	11.3	5.7	9.0	4.6	11.2	7.5	8.0	7.2	9.0	7.1	8.2	6.8	7.9	8.9	24.3
2. Poor	14.2	14.1	14.7	15.6	11.9	15.5	15.0	12.9	14.1	15.6	10.3	16.3	13.2	12.6	12.2	7.1
3. Fair	27.4	25.0	29.4	27.2	29.1	23.8	31.5	26.8	26.2	27.4	26.5	25.6	28.8	30.9	27.1	26.7
4. Good	26.3	25.2	27.3	27.7	18.6	26.7	28.7	23.2	28.4	25.8	27.2	26.4	27.0	25.3	26.0	28.1
5. Very good	13.5	15.1	11.8	11.7	18.8	14.0	11.0	15.6	12.4	12.9	15.7	11.5	14.1	14.0	17.4	7.2
8. No opinion	10.5	9.4	11.2	8.9	17.0	8.9	6.4	13.4	11.7	9.2	13.2	12.1	10.1	9.4	8.3	6.6
<i>Item 8430 Subject K02</i>	<i>N</i> 2329	<i>1071</i>	<i>1150</i>	<i>1585</i>	<i>293</i>	<i>429</i>	<i>600</i>	<i>852</i>	<i>448</i>	<i>1688</i>	<i>504</i>	<i>988</i>	<i>565</i>	<i>283</i>	<i>407</i>	<i>47</i>
A24G: The President and his administration?																
1. Very poor	13.8	15.6	12.4	16.5	4.1	9.7	13.9	16.1	13.3	13.4	15.5	15.6	9.5	12.0	16.6	17.7
2. Poor	14.6	12.9	16.1	16.5	5.7	10.4	16.7	15.0	15.2	15.1	13.6	14.9	14.8	14.3	14.8	10.4
3. Fair	26.7	22.7	29.7	27.2	26.5	26.0	24.6	27.9	27.9	26.6	29.9	24.5	27.2	33.3	25.6	33.1
4. Good	22.8	23.6	22.1	21.3	26.8	27.6	23.9	20.1	22.0	22.9	19.4	21.7	26.2	23.1	21.3	12.2
5. Very good	10.5	15.8	6.3	8.7	19.3	14.5	10.9	9.2	8.8	10.9	8.4	10.7	10.5	8.1	10.7	21.9
8. No opinion	11.5	9.3	13.5	9.8	17.6	11.9	10.0	11.7	12.8	11.0	13.1	12.6	11.7	9.3	10.9	4.7
<i>Item 8440 Subject H04, K02</i>	<i>N</i> 2332	<i>1072</i>	<i>1153</i>	<i>1585</i>	<i>294</i>	<i>430</i>	<i>598</i>	<i>854</i>	<i>449</i>	<i>1688</i>	<i>504</i>	<i>990</i>	<i>566</i>	<i>283</i>	<i>407</i>	<i>47</i>
A24H: Congress—that is, the U.S. Senate and House of Representatives?																
1. Very poor	4.2	5.8	2.6	4.1	3.5	3.0	2.8	5.4	5.1	3.3	6.6	3.4	3.3	3.8	6.7	13.2
2. Poor	8.8	10.1	7.2	9.1	5.8	11.4	8.2	8.3	8.4	9.0	8.7	7.8	8.4	8.8	11.3	13.9
3. Fair	34.4	33.1	35.9	34.8	33.6	30.7	34.2	35.7	35.5	34.9	33.4	36.4	30.7	35.8	33.5	36.9
4. Good	25.1	27.3	23.6	27.4	17.2	28.2	28.4	22.5	23.0	25.9	23.9	27.1	25.9	26.0	19.1	23.3
5. Very good	4.8	7.0	3.0	4.2	8.0	3.5	5.7	5.4	3.9	4.8	4.1	4.5	7.2	3.7	3.6	1.4
8. No opinion	22.6	16.6	27.7	20.4	31.8	23.2	20.8	22.7	24.2	22.1	23.4	20.8	24.5	21.9	25.8	11.3
<i>Item 8450 Subject H04, K02</i>	<i>N</i> 2326	<i>1069</i>	<i>1151</i>	<i>1584</i>	<i>293</i>	<i>427</i>	<i>599</i>	<i>852</i>	<i>448</i>	<i>1686</i>	<i>505</i>	<i>991</i>	<i>562</i>	<i>283</i>	<i>407</i>	<i>46</i>
A24I: The U.S. Supreme Court?																
1. Very poor	3.1	4.4	1.9	3.3	1.6	2.4	2.0	4.4	2.9	2.4	5.7	2.6	2.7	2.3	4.2	12.9
2. Poor	4.5	4.7	3.9	4.7	2.8	4.2	4.3	3.9	6.1	4.2	5.2	4.2	3.4	4.3	5.8	12.7
3. Fair	25.7	24.4	27.1	25.8	28.9	25.6	25.1	27.6	23.0	24.9	27.5	25.3	26.3	26.9	26.4	21.9
4. Good	31.0	32.9	29.8	31.5	25.1	33.7	32.4	27.9	32.3	32.1	29.2	31.9	30.7	38.4	24.2	24.9
5. Very good	7.9	11.0	5.1	8.4	7.7	6.7	10.5	7.7	6.0	8.1	6.5	8.2	8.7	6.9	7.5	5.8
8. No opinion	27.8	22.6	32.1	26.4	33.8	27.3	25.7	28.6	29.6	28.4	25.7	27.9	28.1	21.2	31.9	21.8
<i>Item 8460 Subject H04, K02</i>	<i>N</i> 2316	<i>1066</i>	<i>1146</i>	<i>1576</i>	<i>291</i>	<i>426</i>	<i>596</i>	<i>848</i>	<i>446</i>	<i>1682</i>	<i>500</i>	<i>987</i>	<i>560</i>	<i>281</i>	<i>406</i>	<i>45</i>
A24J: All the courts and the justice system in general?																
1. Very poor	6.0	7.4	4.8	5.8	5.7	3.1	5.5	7.3	7.2	5.3	8.6	4.3	4.8	5.8	9.9	23.6
2. Poor	12.2	13.3	11.0	12.8	10.8	16.3	10.9	10.7	12.8	13.2	8.7	10.2	9.5	13.4	17.3	26.3
3. Fair	32.0	29.9	33.6	32.8	29.6	29.3	35.6	32.0	30.0	31.3	33.6	32.6	33.3	33.0	30.4	15.3
4. Good	24.9	26.0	24.2	25.3	20.4	28.2	27.2	21.5	24.9	25.8	24.8	26.4	26.8	31.3	15.9	14.6
5. Very good	4.5	6.1	3.0	4.4	5.1	2.3	5.1	5.8	3.1	4.5	4.0	4.6	5.6	2.4	4.5	-
8. No opinion	20.4	17.3	23.4	18.9	28.4	20.9	15.7	22.6	22.0	19.9	20.2	22.0	19.9	14.1	22.0	20.3
<i>Item 8470 Subject H04, K02</i>	<i>N</i> 2312	<i>1065</i>	<i>1144</i>	<i>1572</i>	<i>293</i>	<i>423</i>	<i>596</i>	<i>850</i>	<i>443</i>	<i>1676</i>	<i>503</i>	<i>987</i>	<i>558</i>	<i>280</i>	<i>405</i>	<i>47</i>
A24K: The police and other law enforcement agencies?																
1. Very poor	8.7	11.0	6.2	7.2	13.5	7.9	7.4	9.7	9.2	7.6	12.8	5.6	9.1	7.9	14.1	21.5
2. Poor	14.7	15.2	13.8	12.7	20.4	14.8	17.0	13.0	14.9	14.2	15.9	11.0	16.2	13.7	20.7	29.7
3. Fair	32.4	29.1	36.4	35.1	29.7	37.7	31.9	31.6	29.7	34.1	26.3	35.0	31.1	36.6	27.6	16.7
4. Good	26.8	27.6	26.2	28.2	18.5	26.6	26.8	26.8	27.3	28.4	23.5	30.6	26.5	27.9	18.6	19.4
5. Very good	6.9	8.7	5.3	7.0	6.9	3.3	7.5	7.8	7.7	6.1	8.9	7.5	6.9	6.3	6.3	3.2
8. No opinion	10.4	8.3	12.0	9.7	10.9	9.6	9.4	11.1	11.3	9.6	12.7	10.3	10.1	7.7	12.7	9.6
<i>Item 8480 Subject K02</i>	<i>N</i> 2318	<i>1066</i>	<i>1148</i>	<i>1578</i>	<i>293</i>	<i>425</i>	<i>595</i>	<i>853</i>	<i>445</i>	<i>1681</i>	<i>504</i>	<i>987</i>	<i>561</i>	<i>281</i>	<i>406</i>	<i>47</i>

QUESTIONNAIRE FORM 3 1999	TOTAL	SEX		RACE		REGION				COLLEGE PLANS?		ILLICIT DRUG USE: LIFETIME				
		M	F	White	Black	NE	NC	S	W	Yes	No	None	Mari- juana Only	Few Pills	More Pills	Any Her- oin
<i>N (Weighted No. of Cases):</i>	2357	1079	1159	1594	297	437	603	865	452	1698	506	994	571	283	410	47
<i>% of Weighted Total:</i>	100.0	45.8	49.2	67.6	12.6	18.5	25.6	36.7	19.2	72.0	21.5	42.2	24.2	12.0	17.4	2.0
A24L: The U.S. military?																
1. Very poor	2.8	3.4	2.1	2.8	0.5	3.1	3.4	2.3	2.7	2.7	3.5	1.6	2.5	4.6	3.6	12.4
2. Poor	2.7	2.6	2.5	2.2	3.3	2.2	3.4	2.2	3.2	2.8	2.2	2.6	2.6	0.8	4.2	3.3
3. Fair	17.2	15.0	18.6	16.0	23.4	19.6	15.9	18.4	14.3	16.4	18.5	18.8	17.0	15.4	13.9	18.8
4. Good	35.0	34.5	36.4	36.8	28.0	39.4	34.9	32.5	35.6	36.3	31.4	34.1	35.2	39.5	34.0	35.7
5. Very good	24.4	32.4	17.2	26.2	23.2	17.4	26.0	28.0	21.9	24.1	24.7	25.1	23.9	22.0	25.5	18.1
8. No opinion	18.0	12.1	23.3	16.0	21.6	18.2	16.5	16.6	22.4	17.7	19.6	17.8	18.8	17.7	18.8	11.7
<i>Item 8490 Subject K02, L04</i>	<i>N</i> 2310	1066	1140	1570	293	422	595	849	445	1675	502	983	556	281	407	47
A25: All things considered, do you think the armed services presently have too much or too little influence on the way this country is run?																
1. Far too little	2.6	3.2	2.0	2.4	4.4	1.5	2.4	3.5	1.9	2.1	3.4	2.7	3.0	2.4	2.2	-
2. Too little	12.9	12.2	13.3	12.2	16.0	8.6	12.2	15.2	13.5	12.7	12.4	12.5	12.0	11.7	15.2	16.7
3. About right	70.5	69.0	72.6	71.9	66.3	73.3	71.3	68.9	70.1	71.7	69.8	73.7	73.0	70.8	60.0	65.2
4. Too much	10.5	11.5	9.1	10.0	10.7	12.5	10.2	9.5	10.8	10.5	8.5	8.7	9.7	9.1	17.2	5.6
5. Far too much	3.5	4.0	3.1	3.5	2.6	4.1	3.9	2.9	3.7	3.0	5.9	2.4	2.3	6.0	5.5	12.5
<i>Item 8500 Subject K03, L04</i>	<i>N</i> 2271	1059	1110	1557	282	408	589	839	434	1646	493	971	550	274	396	46
A26: Do you think the U.S. spends too much or too little on the armed services?																
1. Far too little	3.2	4.7	1.8	3.3	3.6	2.2	3.3	4.3	2.2	3.2	3.7	3.8	2.3	4.3	2.6	1.6
2. Too little	14.1	15.0	12.6	14.6	11.1	11.7	12.6	16.9	12.8	14.0	14.2	14.7	12.3	12.3	14.9	17.1
3. About right	57.1	54.4	59.7	58.2	58.6	56.0	58.7	58.2	53.7	56.9	55.6	57.8	60.1	58.8	51.3	46.8
4. Too much	19.1	18.1	20.3	18.0	19.7	20.8	20.4	15.1	23.2	19.2	19.3	18.1	18.9	19.1	22.9	12.3
5. Far too much	6.6	7.8	5.5	5.9	7.1	9.4	4.9	5.6	8.1	6.6	7.2	5.6	6.4	5.4	8.2	22.2
<i>Item 8510 Subject K03, L04</i>	<i>N</i> 2273	1064	1109	1554	287	412	588	840	434	1640	498	969	550	272	400	46
A27: Individuals differ in whether or not they disapprove of people doing certain things. Do YOU disapprove of people (who are 18 or older) doing each of the following?																
A27A: Smoking one or more packs of cigarettes per day																
1. Don't disapprove	30.5	33.7	27.6	33.9	21.6	31.7	31.8	31.3	25.9	28.6	38.0	15.8	33.2	38.0	53.2	69.4
2. Disapprove	32.1	31.1	33.6	33.5	25.4	31.7	32.6	31.9	32.5	32.7	28.7	33.3	37.7	26.0	27.8	12.9
3. Strongly disapprove	37.4	35.1	38.7	32.6	53.0	36.6	35.6	36.8	41.6	38.7	33.2	50.9	29.2	36.0	19.0	17.7
<i>Item 8560 Subject A11a</i>	<i>N</i> 2328	1067	1152	1589	291	428	599	852	448	1681	506	985	565	281	409	47
A27B: Trying marijuana (pot, weed) once or twice																
1. Don't disapprove	51.2	54.1	49.0	53.1	43.7	56.1	51.3	49.1	50.4	50.4	53.6	20.1	72.5	63.7	84.5	89.2
2. Disapprove	20.8	20.5	21.6	20.2	20.6	19.7	23.3	18.6	22.9	22.1	17.2	29.6	16.5	20.8	7.7	2.1
3. Strongly disapprove	27.9	25.4	29.4	26.7	35.7	24.2	25.4	32.3	26.7	27.5	29.3	50.3	11.1	15.5	7.7	8.6
<i>Item 8570 Subject A11a</i>	<i>N</i> 2326	1066	1151	1587	288	432	598	849	448	1684	502	988	562	280	409	47
A27C: Smoking marijuana occasionally																
1. Don't disapprove	37.5	41.1	34.5	38.5	31.4	42.0	40.4	33.2	37.6	36.5	40.6	12.3	49.7	48.9	69.8	76.6
2. Disapprove	23.7	23.5	24.2	23.4	21.9	24.8	19.7	25.3	25.2	24.4	21.6	23.0	28.3	24.1	17.9	19.5
3. Strongly disapprove	38.7	35.4	41.3	38.1	46.7	33.2	39.9	41.5	37.2	39.1	37.8	64.6	21.9	27.0	12.3	3.9
<i>Item 8580 Subject A11a</i>	<i>N</i> 2325	1068	1149	1586	289	431	598	849	447	1682	503	987	564	279	409	47
A27D: Smoking marijuana regularly																
1. Don't disapprove	21.4	25.5	17.9	21.8	18.8	22.3	22.8	19.1	22.8	20.0	25.3	6.5	22.9	27.4	45.8	66.4
2. Disapprove	22.2	22.8	21.4	21.4	22.4	23.4	21.7	23.0	20.4	22.3	22.5	14.4	33.7	22.8	23.9	22.0
3. Strongly disapprove	56.4	51.7	60.7	56.9	58.7	54.3	55.5	57.9	56.8	57.7	52.2	79.1	43.4	49.9	30.4	11.5
<i>Item 8590 Subject A11a</i>	<i>N</i> 2324	1069	1147	1586	288	431	597	848	448	1684	499	986	562	280	409	47
A27E: Trying LSD once or twice																
1. Don't disapprove	17.0	19.1	15.5	19.6	4.7	16.1	18.8	15.7	18.1	17.2	18.0	5.9	9.2	23.6	46.5	59.7
2. Disapprove	20.2	19.8	20.1	20.4	11.8	23.8	21.4	18.4	18.4	19.8	21.4	18.0	22.8	22.2	19.2	21.5
3. Strongly disapprove	62.8	61.1	64.4	60.0	83.5	60.1	59.9	65.9	63.5	63.0	60.7	76.1	68.0	54.2	34.3	18.8
<i>Item 8600 Subject A11a</i>	<i>N</i> 2328	1070	1150	1587	291	432	599	849	448	1684	504	986	567	280	409	47

QUESTIONNAIRE FORM 3 1999	TOTAL	SEX		RACE		REGION				COLLEGE PLANS?		ILLICIT DRUG USE: LIFETIME				
		M	F	White	Black	NE	NC	S	W	Yes	No	None	Mari- juana Only	Few Pills	More Pills	Any Her- oin
<i>N (Weighted No. of Cases):</i> <i>% of Weighted Total:</i>	2357 100.0	1079 45.8	1159 49.2	1594 67.6	297 12.6	437 18.5	603 25.6	865 36.7	452 19.2	1698 72.0	506 21.5	994 42.2	571 24.2	283 12.0	410 17.4	47 2.0
A27F: Taking LSD regularly																
1. Don't disapprove	5.7	8.1	3.4	5.9	4.4	5.6	6.4	4.8	6.5	5.9	5.7	3.9	3.7	3.0	11.0	40.2
2. Disapprove	15.8	16.8	14.4	16.1	9.5	15.7	17.0	15.1	15.5	14.5	19.8	8.7	14.3	19.1	30.8	22.6
3. Strongly disapprove	78.5	75.2	82.2	78.1	86.2	78.7	76.7	80.1	78.0	79.6	74.5	87.4	82.0	77.9	58.2	37.2
<i>Item 8610 Subject A11a</i>	<i>N 2328</i>	<i>1072</i>	<i>1151</i>	<i>1593</i>	<i>290</i>	<i>432</i>	<i>599</i>	<i>849</i>	<i>448</i>	<i>1688</i>	<i>504</i>	<i>987</i>	<i>570</i>	<i>280</i>	<i>410</i>	<i>47</i>
A27G: Trying heroin once or twice																
1. Don't disapprove	6.5	7.4	5.8	6.7	3.4	6.3	9.3	4.6	6.8	6.7	6.7	4.2	5.7	4.9	11.1	38.0
2. Disapprove	14.4	14.4	14.1	14.2	11.8	14.8	16.7	13.6	12.8	13.6	15.7	14.0	12.3	13.8	16.2	29.8
3. Strongly disapprove	79.0	78.2	80.1	79.1	84.8	78.9	74.0	81.8	80.4	79.7	77.6	81.8	82.1	81.4	72.7	32.2
<i>Item 8620 Subject A11a</i>	<i>N 2330</i>	<i>1074</i>	<i>1153</i>	<i>1591</i>	<i>293</i>	<i>433</i>	<i>598</i>	<i>851</i>	<i>448</i>	<i>1689</i>	<i>506</i>	<i>990</i>	<i>570</i>	<i>282</i>	<i>409</i>	<i>47</i>
A27H: Taking heroin occasionally																
1. Don't disapprove	4.3	5.9	2.8	3.9	2.4	3.9	5.4	2.5	6.6	4.6	4.1	3.3	2.8	3.5	5.9	35.9
2. Disapprove	10.7	11.3	9.3	10.4	10.3	12.8	14.4	9.6	5.9	9.4	12.9	9.0	10.1	10.2	14.7	11.5
3. Strongly disapprove	85.0	82.7	87.8	85.7	87.3	83.3	80.2	87.9	87.5	86.1	83.0	87.7	87.0	86.3	79.5	52.7
<i>Item 8630 Subject A11a</i>	<i>N 2325</i>	<i>1070</i>	<i>1151</i>	<i>1586</i>	<i>292</i>	<i>433</i>	<i>596</i>	<i>851</i>	<i>446</i>	<i>1685</i>	<i>505</i>	<i>986</i>	<i>568</i>	<i>282</i>	<i>409</i>	<i>47</i>
A27I: Taking heroin regularly																
1. Don't disapprove	3.6	5.1	2.1	3.1	2.7	4.1	3.8	2.3	5.4	3.7	3.6	3.3	2.9	2.7	3.7	23.2
2. Disapprove	7.5	8.4	6.2	6.8	7.7	6.5	11.3	7.0	4.6	6.5	10.4	6.5	7.0	6.2	10.9	9.5
3. Strongly disapprove	88.8	86.5	91.7	90.1	89.7	89.4	84.9	90.7	90.0	89.8	85.9	90.2	90.1	91.1	85.4	67.2
<i>Item 8640 Subject A11a</i>	<i>N 2310</i>	<i>1066</i>	<i>1143</i>	<i>1582</i>	<i>288</i>	<i>433</i>	<i>598</i>	<i>840</i>	<i>440</i>	<i>1675</i>	<i>500</i>	<i>979</i>	<i>564</i>	<i>281</i>	<i>409</i>	<i>47</i>
A27J: Trying a barbiturate (downer, goofball, red, yellow, etc.) once or twice																
1. Don't disapprove	13.4	15.7	11.8	15.4	3.8	12.6	15.8	12.0	13.8	13.8	13.6	6.0	7.6	12.3	34.8	66.5
2. Disapprove	21.6	21.0	21.5	20.9	15.2	25.0	22.4	21.0	18.6	21.6	21.8	17.3	22.2	26.8	27.5	22.4
3. Strongly disapprove	65.0	63.3	66.7	63.7	81.1	62.3	61.9	67.1	67.6	64.6	64.6	76.7	70.2	60.8	37.7	11.1
<i>Item 8650 Subject A11a</i>	<i>N 2320</i>	<i>1072</i>	<i>1144</i>	<i>1587</i>	<i>290</i>	<i>429</i>	<i>599</i>	<i>845</i>	<i>448</i>	<i>1682</i>	<i>503</i>	<i>984</i>	<i>569</i>	<i>280</i>	<i>408</i>	<i>46</i>
A27K: Taking barbiturates regularly																
1. Don't disapprove	5.3	6.9	3.9	5.7	2.9	5.0	6.7	4.1	6.4	5.0	6.9	4.0	3.1	3.9	10.3	30.3
2. Disapprove	15.5	17.3	12.8	15.6	12.4	13.6	16.9	16.7	13.1	14.5	18.0	10.3	13.6	13.6	30.4	22.4
3. Strongly disapprove	79.1	75.8	83.3	78.7	84.7	81.4	76.4	79.2	80.5	80.5	75.0	85.6	83.3	82.5	59.3	47.3
<i>Item 8660 Subject A11a</i>	<i>N 2312</i>	<i>1068</i>	<i>1140</i>	<i>1581</i>	<i>289</i>	<i>426</i>	<i>598</i>	<i>845</i>	<i>443</i>	<i>1678</i>	<i>500</i>	<i>979</i>	<i>568</i>	<i>280</i>	<i>407</i>	<i>46</i>
A27L: Trying an amphetamine (upper, pep pill, bennie, speed) once or twice																
1. Don't disapprove	18.1	19.3	16.8	20.3	5.8	20.3	20.7	16.3	16.1	17.5	20.4	6.8	11.3	19.8	48.6	68.6
2. Disapprove	21.5	21.2	21.7	21.2	15.1	21.1	22.0	21.8	20.6	21.8	20.8	18.3	20.2	31.4	23.9	16.0
3. Strongly disapprove	60.4	59.5	61.5	58.5	79.1	58.6	57.3	61.9	63.3	60.6	58.8	74.8	68.5	48.8	27.5	15.4
<i>Item 8670 Subject A11a</i>	<i>N 2327</i>	<i>1072</i>	<i>1150</i>	<i>1591</i>	<i>291</i>	<i>431</i>	<i>599</i>	<i>850</i>	<i>447</i>	<i>1687</i>	<i>504</i>	<i>988</i>	<i>569</i>	<i>280</i>	<i>410</i>	<i>47</i>
A27M: Taking amphetamines regularly																
1. Don't disapprove	6.3	7.3	5.3	6.0	5.0	6.6	7.7	4.9	6.8	5.5	8.5	4.5	3.7	4.4	13.2	28.9
2. Disapprove	16.8	18.0	15.2	17.5	11.1	17.7	17.2	17.0	15.0	15.7	19.6	9.8	14.0	17.1	33.6	42.1
3. Strongly disapprove	77.0	74.8	79.5	76.5	83.9	75.7	75.2	78.2	78.3	78.7	71.8	85.7	82.3	78.5	53.2	29.0
<i>Item 8680 Subject A11a</i>	<i>N 2326</i>	<i>1072</i>	<i>1150</i>	<i>1591</i>	<i>291</i>	<i>430</i>	<i>599</i>	<i>849</i>	<i>447</i>	<i>1686</i>	<i>504</i>	<i>989</i>	<i>569</i>	<i>280</i>	<i>410</i>	<i>45</i>
A27N: Trying cocaine once or twice																
1. Don't disapprove	10.9	12.9	9.3	11.7	3.3	9.5	13.9	9.1	11.5	10.8	11.9	4.6	5.5	10.5	28.8	57.5
2. Disapprove	15.2	15.3	14.3	15.8	9.6	17.0	17.0	15.4	10.7	14.8	16.1	12.1	13.5	16.6	22.1	24.5
3. Strongly disapprove	73.9	71.7	76.5	72.5	87.1	73.5	69.1	75.5	77.8	74.5	72.1	83.3	81.0	72.9	49.1	17.9
<i>Item 8690 Subject A11a</i>	<i>N 2332</i>	<i>1074</i>	<i>1154</i>	<i>1592</i>	<i>293</i>	<i>432</i>	<i>599</i>	<i>853</i>	<i>448</i>	<i>1690</i>	<i>506</i>	<i>991</i>	<i>569</i>	<i>282</i>	<i>410</i>	<i>47</i>
A27O: Taking cocaine regularly																
1. Don't disapprove	5.1	6.6	3.7	4.9	3.4	4.7	5.2	4.4	6.5	4.7	6.5	3.9	3.2	2.7	10.0	26.9
2. Disapprove	10.2	11.3	8.6	10.5	7.4	10.3	13.1	10.4	6.0	8.9	13.6	6.4	8.8	9.4	20.8	13.4
3. Strongly disapprove	84.7	82.1	87.8	84.6	89.2	85.0	81.7	85.2	87.5	86.4	79.9	89.8	88.0	87.9	69.3	59.7
<i>Item 8700 Subject A11a</i>	<i>N 2326</i>	<i>1072</i>	<i>1150</i>	<i>1590</i>	<i>289</i>	<i>431</i>	<i>597</i>	<i>850</i>	<i>448</i>	<i>1687</i>	<i>504</i>	<i>985</i>	<i>569</i>	<i>282</i>	<i>410</i>	<i>47</i>

MONITORING THE FUTURE

QUESTIONNAIRE FORM 3 1999	TOTAL	SEX		RACE		REGION				COLLEGE PLANS?		ILLICIT DRUG USE: LIFETIME				
		M	F	White	Black	NE	NC	S	W	Yes	No	None	Mari- juana Only	Few Pills	More Pills	Any Her- oin
<i>N (Weighted No. of Cases):</i>	2357	1079	1159	1594	297	437	603	865	452	1698	506	994	571	283	410	47
<i>% of Weighted Total:</i>	100.0	45.8	49.2	67.6	12.6	18.5	25.6	36.7	19.2	72.0	21.5	42.2	24.2	12.0	17.4	2.0
A27P: Trying one or two drinks of an alcoholic beverage (beer, wine, liquor)																
1. Don't disapprove	75.4	77.4	73.4	79.7	56.1	82.6	78.5	70.9	72.8	76.2	73.3	59.8	83.6	83.8	94.3	93.1
2. Disapprove	14.2	11.8	16.7	12.7	17.5	10.7	13.0	15.3	17.1	14.2	13.9	21.8	10.4	11.0	4.2	6.9
3. Strongly disapprove	10.4	10.8	9.8	7.6	26.4	6.7	8.4	13.8	10.1	9.6	12.8	18.4	6.0	5.2	1.4	-
<i>Item 8710 Subject A11a</i>	<i>N 2328</i>	<i>1070</i>	<i>1154</i>	<i>1591</i>	<i>290</i>	<i>431</i>	<i>599</i>	<i>850</i>	<i>448</i>	<i>1688</i>	<i>504</i>	<i>989</i>	<i>569</i>	<i>281</i>	<i>410</i>	<i>47</i>
A27Q: Taking one or two drinks nearly every day																
1. Don't disapprove	32.8	42.0	24.1	37.5	17.9	34.6	36.4	32.6	26.7	32.1	35.3	20.7	32.9	36.4	55.7	67.9
2. Disapprove	36.2	35.5	36.5	35.5	30.6	37.1	38.3	32.4	39.7	36.9	33.0	34.0	44.3	37.6	28.9	28.7
3. Strongly disapprove	31.0	22.5	39.4	26.9	51.5	28.3	25.2	35.1	33.6	31.0	31.7	45.2	22.8	25.9	15.3	3.5
<i>Item 8720 Subject A11a</i>	<i>N 2328</i>	<i>1069</i>	<i>1154</i>	<i>1591</i>	<i>289</i>	<i>433</i>	<i>597</i>	<i>850</i>	<i>448</i>	<i>1688</i>	<i>504</i>	<i>989</i>	<i>568</i>	<i>282</i>	<i>409</i>	<i>47</i>
A27R: Taking four or five drinks nearly every day																
1. Don't disapprove	13.1	18.7	7.6	14.9	6.8	9.7	13.9	14.8	12.0	10.6	21.4	6.9	12.2	15.0	24.7	44.1
2. Disapprove	24.0	28.1	20.0	26.2	13.8	27.8	25.4	23.0	20.3	24.6	21.4	18.7	28.3	21.7	31.9	16.0
3. Strongly disapprove	62.9	53.2	72.4	58.9	79.4	62.5	60.6	62.1	67.7	64.7	57.2	74.4	59.5	63.3	43.4	40.0
<i>Item 8730 Subject A11a</i>	<i>N 2327</i>	<i>1072</i>	<i>1151</i>	<i>1588</i>	<i>292</i>	<i>431</i>	<i>597</i>	<i>852</i>	<i>448</i>	<i>1688</i>	<i>504</i>	<i>989</i>	<i>570</i>	<i>280</i>	<i>409</i>	<i>47</i>
A27S: Having five or more drinks once or twice each weekend																
1. Don't disapprove	37.3	45.7	29.0	42.1	15.1	44.6	39.3	34.9	32.2	36.1	41.3	18.3	42.1	44.9	67.6	74.0
2. Disapprove	23.1	21.3	25.6	22.9	22.6	21.0	23.6	22.7	25.4	23.6	20.5	24.2	27.4	20.4	16.5	12.5
3. Strongly disapprove	39.6	33.0	45.4	35.0	62.3	34.3	37.2	42.4	42.4	40.3	38.2	57.5	30.5	34.7	15.9	13.4
<i>Item 8740 Subject A11a</i>	<i>N 2325</i>	<i>1071</i>	<i>1151</i>	<i>1589</i>	<i>291</i>	<i>429</i>	<i>597</i>	<i>851</i>	<i>448</i>	<i>1686</i>	<i>504</i>	<i>990</i>	<i>569</i>	<i>279</i>	<i>409</i>	<i>46</i>
A28: During the LAST 12 MONTHS, how often have you been around people who were taking each of the following to get high or for "kicks"?																
A28A: Marijuana (pot, weed) or hashish																
1. Not at all	24.2	21.8	25.6	23.1	23.0	22.4	24.6	25.0	23.7	23.5	24.8	45.9	8.0	14.1	3.3	7.8
2. Once or twice	19.1	19.7	18.7	19.7	21.0	17.4	19.5	19.3	19.5	19.3	18.6	24.4	19.9	18.5	7.6	-
3. Occasionally	22.3	22.4	22.2	22.0	22.3	25.3	23.1	21.2	20.5	23.2	18.6	18.8	29.5	29.1	15.5	14.8
4. Often	34.4	36.1	33.5	35.2	33.8	34.8	32.8	34.4	36.4	34.0	38.0	10.9	42.6	38.2	73.6	77.4
<i>Item 20590 Subject A02b</i>	<i>N 2328</i>	<i>1071</i>	<i>1152</i>	<i>1588</i>	<i>290</i>	<i>428</i>	<i>599</i>	<i>849</i>	<i>451</i>	<i>1688</i>	<i>504</i>	<i>989</i>	<i>570</i>	<i>280</i>	<i>410</i>	<i>47</i>
A28B: LSD																
1. Not at all	76.4	72.6	79.2	73.1	94.4	73.2	78.0	76.9	76.5	75.3	77.4	90.8	84.6	73.8	39.5	9.7
2. Once or twice	12.0	13.9	10.6	13.9	2.9	14.2	10.8	11.3	12.9	12.7	11.2	6.2	10.5	19.0	23.0	18.3
3. Occasionally	7.5	7.5	7.7	7.9	1.8	9.4	7.6	6.2	7.8	8.3	5.6	2.4	4.3	4.2	23.4	33.9
4. Often	4.1	6.0	2.6	5.1	1.0	3.2	3.5	5.6	2.8	3.7	5.9	0.7	0.6	3.1	14.1	38.0
<i>Item 20600 Subject A02b</i>	<i>N 2312</i>	<i>1065</i>	<i>1145</i>	<i>1579</i>	<i>291</i>	<i>427</i>	<i>592</i>	<i>845</i>	<i>449</i>	<i>1675</i>	<i>502</i>	<i>980</i>	<i>566</i>	<i>280</i>	<i>409</i>	<i>47</i>
A28C: Other psychedelics (mescaline, peyote, PCP, etc.)																
1. Not at all	82.3	78.6	84.9	78.9	96.3	75.9	85.9	82.7	83.0	81.8	82.2	93.0	90.6	79.6	53.3	19.4
2. Once or twice	10.6	13.7	8.4	13.0	2.5	15.0	8.5	9.9	10.7	11.3	9.5	4.8	5.8	13.6	26.9	35.6
3. Occasionally	4.4	5.2	3.9	5.2	0.4	5.4	4.2	4.8	2.9	4.4	4.9	1.8	2.4	3.8	12.0	19.8
4. Often	2.7	2.5	2.9	2.9	0.9	3.8	1.5	2.6	3.3	2.5	3.4	0.4	1.1	3.0	7.7	25.1
<i>Item 20610 Subject A02b</i>	<i>N 2324</i>	<i>1070</i>	<i>1151</i>	<i>1588</i>	<i>291</i>	<i>429</i>	<i>599</i>	<i>848</i>	<i>449</i>	<i>1685</i>	<i>505</i>	<i>988</i>	<i>570</i>	<i>281</i>	<i>409</i>	<i>47</i>
A28D: Amphetamines (uppers, pep pills, bennies, speed)																
1. Not at all	69.9	68.5	71.5	65.6	90.1	69.5	71.2	68.2	71.6	70.2	65.4	85.9	80.7	57.6	29.9	17.4
2. Once or twice	16.0	16.0	15.4	18.2	5.5	15.6	15.5	16.3	16.4	16.2	17.2	10.1	12.4	29.1	27.4	8.0
3. Occasionally	7.9	8.3	7.5	9.6	1.9	8.6	7.6	8.3	6.6	7.7	9.4	2.8	4.9	9.9	21.1	24.6
4. Often	6.3	7.1	5.6	6.6	2.5	6.2	5.8	7.1	5.4	5.9	8.0	1.2	2.0	3.4	21.6	50.0
<i>Item 20620 Subject A02b</i>	<i>N 2325</i>	<i>1070</i>	<i>1152</i>	<i>1586</i>	<i>293</i>	<i>428</i>	<i>599</i>	<i>849</i>	<i>449</i>	<i>1687</i>	<i>504</i>	<i>987</i>	<i>569</i>	<i>282</i>	<i>410</i>	<i>47</i>

DESCRIPTIVE RESULTS: 1999

141

QUESTIONNAIRE FORM 3 1999	TOTAL	SEX		RACE		REGION				COLLEGE PLANS?		ILLICIT DRUG USE: LIFETIME				
		M	F	White	Black	NE	NC	S	W	Yes	No	None	Mari- juana Only	Few Pills	More Pills	Any Her- oin
<i>N (Weighted No. of Cases):</i>	2357	1079	1159	1594	297	437	603	865	452	1698	506	994	571	283	410	47
<i>% of Weighted Total:</i>	100.0	45.8	49.2	67.6	12.6	18.5	25.6	36.7	19.2	72.0	21.5	42.2	24.2	12.0	17.4	2.0
A28E: Barbiturates (downers, goofballs, reds, yellows, etc.)																
1. Not at all	82.9	80.2	85.4	80.3	94.4	82.9	86.1	79.2	85.8	83.1	81.2	92.6	94.4	79.4	51.8	26.7
2. Once or twice	9.3	10.3	8.2	10.5	3.7	9.9	7.4	10.2	9.8	9.4	9.1	5.0	3.6	17.1	21.6	16.4
3. Occasionally	3.9	4.6	3.5	5.0	-	5.0	3.1	5.0	2.0	4.1	3.9	1.5	1.0	2.4	12.1	29.4
4. Often	3.8	4.9	2.9	4.2	1.9	2.1	3.5	5.7	2.4	3.5	5.8	0.8	1.0	1.1	14.5	27.5
<i>Item 20630 Subject A02b</i>	<i>N</i> 2318	1066	1150	1584	292	424	596	848	450	1681	504	987	566	282	407	46
A28F: Tranquilizers (Librium, Valium, Miltown)																
1. Not at all	81.8	81.0	82.0	79.0	95.5	84.3	84.0	78.2	83.5	80.9	83.0	92.5	89.8	78.0	54.2	20.2
2. Once or twice	9.1	8.8	9.6	10.4	2.6	8.5	8.2	9.3	10.6	9.2	9.3	5.5	6.0	15.5	16.9	20.2
3. Occasionally	5.3	5.5	5.4	6.4	1.0	4.2	4.6	7.0	4.0	6.4	2.5	1.6	2.2	5.1	16.2	29.9
4. Often	3.7	4.7	3.0	4.3	0.9	3.0	3.2	5.4	1.9	3.6	5.2	0.4	2.0	1.4	12.8	29.7
<i>Item 20640 Subject A02b</i>	<i>N</i> 2318	1065	1150	1584	291	425	597	845	451	1680	505	986	566	282	407	47
A28G: Cocaine ("coke")																
1. Not at all	74.2	73.3	74.5	73.3	83.6	75.7	75.9	72.5	73.9	74.7	70.8	89.4	81.4	69.2	36.9	21.1
2. Once or twice	14.1	15.0	14.1	15.0	9.8	16.3	12.5	15.1	12.5	14.6	14.0	7.3	12.1	20.9	27.6	26.4
3. Occasionally	7.1	7.1	6.9	7.0	3.9	5.0	7.9	5.9	10.0	6.4	9.1	2.6	4.6	7.4	19.6	22.5
4. Often	4.6	4.5	4.6	4.6	2.7	3.0	3.7	6.4	3.6	4.3	6.2	0.8	2.0	2.5	15.9	30.0
<i>Item 20650 Subject A02b</i>	<i>N</i> 2321	1065	1155	1584	292	426	598	849	448	1686	503	988	566	282	409	47
A28H: Heroin																
1. Not at all	91.9	92.0	92.0	92.1	95.3	91.8	93.1	91.7	90.5	91.8	91.5	95.5	95.9	93.5	83.1	34.5
2. Once or twice	5.5	5.2	5.6	5.7	2.9	5.1	5.0	5.4	6.8	5.5	5.6	2.9	3.1	5.4	13.6	19.6
3. Occasionally	1.4	1.2	1.6	1.3	0.4	1.5	0.8	1.6	1.5	1.6	0.7	1.3	0.3	0.6	1.9	15.6
4. Often	1.3	1.5	0.8	0.8	1.4	1.5	1.1	1.3	1.2	1.1	2.2	0.3	0.8	0.4	1.4	30.3
<i>Item 20660 Subject A02b</i>	<i>N</i> 2322	1066	1155	1589	289	429	599	846	449	1689	501	987	568	282	408	47
A28I: Other narcotics (methadone, opium, codeine, paregoric, etc.)																
1. Not at all	78.1	76.9	78.9	75.3	92.9	77.5	78.8	77.7	78.6	77.3	79.8	90.2	87.1	74.7	45.4	17.5
2. Once or twice	13.1	12.7	13.6	15.1	2.6	14.2	12.9	12.1	14.3	13.9	11.3	7.1	9.6	19.8	27.5	19.2
3. Occasionally	4.8	5.6	4.3	5.8	1.9	5.0	3.7	6.4	3.2	5.2	3.7	1.5	2.2	3.9	14.5	28.1
4. Often	3.9	4.8	3.1	3.7	2.5	3.3	4.6	3.8	4.0	3.5	5.2	1.2	1.1	1.6	12.6	35.2
<i>Item 20670 Subject A02b</i>	<i>N</i> 2317	1064	1152	1585	288	428	596	843	449	1685	501	982	568	282	408	47
A28J: Alcoholic beverages (beer, wine, liquor)																
1. Not at all	8.2	7.5	8.4	6.7	13.3	6.4	7.2	10.1	7.8	7.4	10.0	15.8	3.6	2.4	0.9	-
2. Once or twice	12.3	11.3	13.7	11.3	19.1	10.1	11.6	13.4	13.4	12.6	10.4	19.5	7.6	11.0	3.9	1.6
3. Occasionally	26.0	25.7	25.9	24.2	32.9	27.5	28.4	22.4	28.0	26.5	24.0	32.8	28.4	17.6	13.1	13.3
4. Often	53.5	55.5	52.1	57.9	34.7	56.0	52.8	54.1	50.8	53.6	55.6	31.8	60.4	69.0	82.1	85.0
<i>Item 20680 Subject A02b</i>	<i>N</i> 2321	1066	1154	1589	288	430	598	845	448	1689	500	989	568	281	408	46
A29: The next questions ask for your opinions on the effects of using certain drugs and other substances. How much do you think people risk harming themselves (physically or in other ways) if they . . .																
A29A: Smoke one or more packs of cigarettes per day																
1. No risk	1.7	2.2	1.2	1.2	1.3	1.2	1.9	1.7	2.3	1.1	3.3	1.5	1.3	0.6	1.9	15.8
2. Slight risk	6.9	7.9	6.0	7.4	9.0	3.7	7.9	9.6	3.6	5.7	9.7	5.2	7.6	9.3	7.0	20.4
3. Moderate risk	26.9	27.9	25.7	27.1	28.6	24.0	30.5	27.7	23.2	25.7	32.7	23.5	29.1	24.6	32.9	27.8
4. Great risk	63.2	60.8	66.2	63.4	57.6	70.4	59.2	58.5	70.5	66.6	52.7	68.0	61.4	64.4	56.9	36.0
5. Can't say, drug unfamiliar	1.3	1.4	1.0	0.8	3.5	0.7	0.6	2.6	0.5	0.9	1.6	1.7	0.7	1.0	1.3	-
<i>Item 12360 Subject A14a</i>	<i>N</i> 2318	1067	1156	1587	291	428	598	844	449	1691	501	990	569	280	408	47

QUESTIONNAIRE FORM 3 1999	TOTAL	SEX		RACE		REGION				COLLEGE PLANS?		ILLICIT DRUG USE: LIFETIME				
		M	F	White	Black	NE	NC	S	W	Yes	No	None	Mari- juana Only	Few Pills	More Pills	Any Her- oin
<i>N (Weighted No. of Cases):</i>	2357	1079	1159	1594	297	437	603	865	452	1698	506	994	571	283	410	47
<i>% of Weighted Total:</i>	100.0	45.8	49.2	67.6	12.6	18.5	25.6	36.7	19.2	72.0	21.5	42.2	24.2	12.0	17.4	2.0
A29B: Try marijuana once or twice																
1. No risk	34.6	38.6	30.8	36.6	27.2	37.9	36.6	31.1	35.4	34.4	36.7	13.4	45.3	44.3	58.9	83.8
2. Slight risk	33.6	31.4	35.8	34.2	28.1	30.9	34.3	32.6	37.1	34.3	30.9	34.3	37.3	35.6	29.4	6.3
3. Moderate risk	14.5	12.6	16.8	14.2	20.0	14.4	14.8	14.9	13.7	14.9	12.8	20.5	11.5	11.8	7.0	2.1
4. Great risk	14.8	14.7	15.2	13.0	20.4	14.2	13.1	17.6	12.4	14.5	16.3	27.3	5.3	6.6	4.2	7.8
5. Can't say, drug unfamiliar	2.4	2.7	1.4	1.9	4.3	2.6	1.2	3.8	1.5	1.9	3.3	4.5	0.6	1.6	0.5	-
<i>Item 12370 Subject A14a</i>	<i>N</i> 2319	1067	1156	1587	291	427	598	845	449	1693	500	992	569	280	407	47
A29C: Smoke marijuana occasionally																
1. No risk	14.0	16.4	11.4	14.2	10.2	13.3	15.1	13.8	13.7	13.3	17.5	3.4	15.5	17.4	31.6	40.2
2. Slight risk	26.5	28.3	25.4	28.7	21.8	30.7	25.0	25.0	27.4	26.6	25.3	14.0	37.6	27.7	38.5	52.8
3. Moderate risk	30.9	28.6	33.2	30.7	34.3	28.3	33.0	28.8	34.6	32.1	28.1	34.4	30.9	37.0	21.3	6.1
4. Great risk	26.1	23.7	28.6	24.4	29.5	25.2	25.7	28.4	22.8	26.2	25.4	43.6	15.6	16.3	7.5	0.9
5. Can't say, drug unfamiliar	2.5	2.9	1.4	2.1	4.2	2.5	1.2	4.0	1.5	1.9	3.8	4.6	0.4	1.6	1.1	-
<i>Item 12380 Subject A14a</i>	<i>N</i> 2317	1067	1156	1587	291	425	598	845	449	1693	500	992	569	280	407	47
A29D: Smoke marijuana regularly																
1. No risk	7.0	8.3	5.6	6.4	7.3	6.0	6.9	7.1	8.1	6.3	9.9	1.9	5.6	9.9	16.1	29.7
2. Slight risk	12.3	13.4	11.0	12.9	8.8	11.7	12.2	12.3	13.0	11.5	15.0	3.3	18.4	12.8	24.6	19.0
3. Moderate risk	23.1	24.6	22.1	23.0	25.9	24.5	22.3	22.5	24.1	23.2	21.9	14.1	32.4	26.6	28.5	40.0
4. Great risk	55.2	50.9	60.1	55.7	54.1	55.4	57.4	54.5	53.6	57.2	49.9	76.3	43.2	49.5	29.8	11.3
5. Can't say, drug unfamiliar	2.3	2.8	1.2	2.0	3.8	2.4	1.2	3.7	1.3	1.8	3.4	4.4	0.4	1.2	0.9	-
<i>Item 12390 Subject A14a</i>	<i>N</i> 2316	1066	1156	1587	291	425	598	845	448	1692	499	992	569	280	407	47
A29E: Try cocaine in powder form once or twice																
1. No risk	4.2	4.9	3.4	4.3	2.3	2.3	6.2	4.7	2.7	4.4	3.6	2.7	1.8	4.2	8.8	28.7
2. Slight risk	14.9	14.0	16.3	16.2	4.6	14.4	17.6	12.7	15.9	15.7	13.5	11.7	10.3	16.6	26.7	30.3
3. Moderate risk	20.6	20.4	20.8	23.0	12.8	20.1	22.3	16.9	25.5	20.8	20.0	22.1	17.4	21.3	22.9	9.8
4. Great risk	53.4	52.6	54.6	50.7	70.8	57.0	48.5	57.3	49.3	53.7	52.5	55.9	62.3	51.3	38.5	24.3
5. Can't say, drug unfamiliar	6.8	8.0	4.9	5.8	9.4	6.1	5.3	8.4	6.6	5.4	10.4	7.6	8.1	6.7	3.1	6.9
<i>Item 12501 Subject A14a</i>	<i>N</i> 2312	1067	1151	1587	287	425	598	843	446	1686	500	990	564	280	408	47
A29F: Take cocaine powder occasionally																
1. No risk	1.3	1.7	0.8	0.8	0.9	1.1	1.0	1.7	1.3	1.0	2.1	1.3	0.2	1.2	2.0	9.0
2. Slight risk	3.8	3.6	4.0	4.2	1.8	2.0	4.9	4.7	2.2	3.5	4.1	1.6	2.5	3.0	9.7	20.0
3. Moderate risk	16.5	15.5	17.8	17.1	10.9	15.7	19.0	13.9	19.0	17.6	14.3	15.8	12.0	18.2	22.4	32.7
4. Great risk	71.7	71.6	72.4	72.0	77.1	75.2	69.5	71.4	71.7	72.6	69.4	73.8	76.9	71.2	62.7	38.4
5. Can't say, drug unfamiliar	6.7	7.6	5.0	5.9	9.3	6.1	5.6	8.2	5.8	5.2	10.1	7.4	8.4	6.4	3.1	-
<i>Item 12502 Subject A14a</i>	<i>N</i> 2317	1068	1154	1587	291	425	598	845	449	1693	501	992	569	280	407	47
A29G: Take cocaine powder regularly																
1. No risk	1.1	1.8	0.2	0.6	0.9	0.6	1.3	0.9	1.7	0.8	1.7	1.1	0.4	0.4	0.7	17.8
2. Slight risk	1.1	1.0	1.2	1.0	0.2	0.7	1.3	1.2	1.2	0.8	2.0	0.6	0.1	1.1	3.0	7.5
3. Moderate risk	3.7	4.1	3.7	3.9	2.5	3.1	4.4	3.6	3.7	3.8	4.3	2.7	2.7	2.3	8.6	5.3
4. Great risk	87.4	85.7	89.8	88.6	87.0	89.9	87.4	86.0	87.6	89.4	81.6	88.3	88.4	89.4	84.5	69.5
5. Can't say, drug unfamiliar	6.7	7.4	5.1	5.9	9.3	5.7	5.6	8.4	5.8	5.2	10.4	7.2	8.4	6.9	3.1	-
<i>Item 12503 Subject A14a</i>	<i>N</i> 2315	1067	1154	1585	291	425	597	844	449	1692	501	991	569	280	406	47
A29H: Try "crack" cocaine once or twice																
1. No risk	2.8	3.2	2.1	2.6	1.6	1.3	5.3	2.2	2.1	2.8	2.5	2.3	1.0	3.1	4.6	18.3
2. Slight risk	9.8	8.6	11.5	10.9	4.1	10.7	12.0	6.8	11.8	9.8	10.8	10.2	6.1	9.7	13.1	23.1
3. Moderate risk	15.3	14.2	16.4	16.6	8.9	15.1	17.3	11.8	19.7	16.5	11.3	16.8	13.2	16.3	15.6	9.1
4. Great risk	64.7	65.8	64.4	63.3	76.5	66.4	59.3	69.9	60.3	64.8	65.5	62.9	71.0	62.3	62.8	49.5
5. Can't say, drug unfamiliar	7.4	8.2	5.6	6.5	9.0	6.6	6.1	9.3	6.1	6.1	10.0	7.8	8.8	8.6	3.9	-
<i>Item 12504 Subject A14a</i>	<i>N</i> 2314	1067	1154	1586	291	425	598	844	448	1690	501	991	568	280	406	47
A29I: Take "crack" cocaine occasionally																
1. No risk	1.2	1.7	0.5	0.6	1.7	1.0	1.6	1.1	1.0	0.7	2.4	1.7	0.5	0.4	0.4	11.0
2. Slight risk	2.4	1.9	3.0	2.5	1.5	2.6	2.5	2.1	2.9	2.1	3.0	1.4	1.1	3.1	5.8	7.3
3. Moderate risk	10.5	7.6	13.4	11.1	5.9	10.4	13.3	7.3	13.0	11.5	8.2	12.2	6.8	9.8	12.2	15.3
4. Great risk	78.5	80.7	77.3	79.0	82.5	79.4	76.3	80.4	76.9	79.6	76.3	77.1	82.2	78.2	78.1	64.9
5. Can't say, drug unfamiliar	7.4	8.1	5.7	6.7	8.4	6.6	6.3	9.2	6.2	6.1	10.2	7.6	9.3	8.6	3.6	1.5
<i>Item 12505 Subject A14a</i>	<i>N</i> 2310	1063	1152	1581	291	421	598	843	448	1690	497	991	564	280	406	47

QUESTIONNAIRE FORM 3 1999	TOTAL	SEX		RACE		REGION				COLLEGE PLANS?		ILLICIT DRUG USE: LIFETIME				
		M	F	White	Black	NE	NC	S	W	Yes	No	None	Mari- juana Only	Few Pills	More Pills	Any Her- oin
<i>N (Weighted No. of Cases):</i>	2357	1079	1159	1594	297	437	603	865	452	1698	506	994	571	283	410	47
<i>% of Weighted Total:</i>	100.0	45.8	49.2	67.6	12.6	18.5	25.6	36.7	19.2	72.0	21.5	42.2	24.2	12.0	17.4	2.0
A29J: Take "crack" cocaine regularly																
1. No risk	1.0	1.6	0.3	0.5	1.4	0.6	1.4	1.1	1.0	0.8	1.7	1.2	0.5	0.8	0.5	11.0
2. Slight risk	1.1	0.9	1.2	1.0	0.6	0.8	1.2	0.7	1.8	1.1	1.1	0.4	0.2	2.2	1.7	12.2
3. Moderate risk	2.3	2.5	2.4	2.3	1.1	3.1	2.2	1.3	3.8	2.3	3.0	2.1	1.7	2.2	4.1	2.0
4. Great risk	88.2	87.0	90.4	89.7	88.4	88.9	89.0	87.9	87.2	89.8	84.0	88.5	88.5	86.6	90.3	73.4
5. Can't say, drug unfamiliar	7.3	8.0	5.7	6.6	8.5	6.6	6.2	9.1	6.2	6.0	10.2	7.7	9.1	8.2	3.4	1.5
<i>Item 12506 Subject A14a</i>	<i>N</i> 2309	1066	1149	1585	288	423	597	840	448	1688	497	989	567	277	407	47
A29K: Try one or two drinks of an alcoholic beverage (beer, wine, liquor)																
1. No risk	51.9	59.1	45.6	56.6	32.4	57.1	56.0	45.5	53.5	53.0	50.7	37.8	58.5	55.2	71.8	79.8
2. Slight risk	30.6	25.1	35.9	30.3	33.2	30.2	29.9	32.1	29.0	30.7	30.4	34.9	31.0	30.4	22.5	10.7
3. Moderate risk	9.1	6.7	11.1	7.1	15.8	8.4	8.9	9.2	9.9	9.1	7.8	13.0	5.9	9.8	4.2	-
4. Great risk	7.0	7.8	6.2	5.3	14.5	3.7	4.9	10.5	6.3	6.1	9.5	12.3	3.8	3.5	1.2	2.7
5. Can't say, drug unfamiliar	1.4	1.3	1.2	0.7	4.1	0.7	0.4	2.7	1.2	1.1	1.6	1.9	0.9	1.1	0.2	6.9
<i>Item 12510 Subject A14a</i>	<i>N</i> 2314	1067	1153	1586	289	424	598	843	448	1690	499	988	569	279	408	47
A29L: Take one or two drinks nearly every day																
1. No risk	13.9	19.4	8.4	16.2	7.8	14.7	14.4	15.0	10.4	12.4	18.9	7.1	14.1	12.0	29.7	28.7
2. Slight risk	31.4	35.2	28.1	33.7	24.0	36.7	34.2	27.7	29.8	31.9	31.2	26.9	36.3	33.9	32.4	47.6
3. Moderate risk	33.4	28.7	38.1	33.1	30.5	29.2	33.5	33.3	37.4	34.7	30.0	34.4	36.3	35.4	27.1	20.9
4. Great risk	19.9	15.4	24.2	16.3	33.0	18.7	17.8	20.8	21.9	20.1	18.2	29.8	12.2	17.5	9.6	2.7
5. Can't say, drug unfamiliar	1.4	1.3	1.1	0.7	4.7	0.7	-	3.2	0.5	1.0	1.7	1.7	1.0	1.1	1.2	-
<i>Item 12520 Subject A14a</i>	<i>N</i> 2314	1068	1152	1585	291	423	598	844	449	1689	501	989	569	280	407	47
A29M: Take four or five drinks nearly every day																
1. No risk	4.1	6.5	1.5	4.4	1.4	3.8	5.7	4.1	2.1	2.9	7.8	2.1	2.9	2.1	9.8	20.9
2. Slight risk	8.9	11.3	6.5	10.4	4.6	6.8	7.7	10.4	9.8	8.0	12.4	4.2	9.3	12.5	17.9	7.4
3. Moderate risk	26.3	29.9	23.1	28.6	18.8	31.2	28.1	24.4	22.8	26.5	26.3	22.8	30.0	24.7	28.9	41.3
4. Great risk	59.3	51.1	67.8	55.8	71.1	57.6	58.1	58.0	64.8	61.5	51.6	69.2	56.7	58.8	42.4	30.4
5. Can't say, drug unfamiliar	1.5	1.2	1.2	0.7	4.2	0.7	0.5	3.0	0.5	1.0	1.8	1.7	1.0	1.9	1.0	-
<i>Item 12530 Subject A14a</i>	<i>N</i> 2310	1067	1149	1585	290	424	598	842	446	1687	498	988	569	277	408	46
A29N: Have five or more drinks once or twice each weekend																
1. No risk	10.6	14.1	7.0	11.6	3.1	11.4	13.6	9.4	8.2	9.4	13.8	4.2	11.0	9.7	22.7	41.5
2. Slight risk	15.7	19.1	12.9	18.1	5.5	23.4	15.0	14.7	11.3	16.6	13.5	8.2	18.2	20.8	25.5	29.7
3. Moderate risk	24.0	25.8	22.5	26.9	14.9	23.8	23.7	23.3	26.2	24.6	24.0	21.4	25.2	28.1	28.1	12.9
4. Great risk	47.8	39.0	56.4	42.4	70.5	40.8	46.5	49.1	53.8	48.1	46.2	64.1	44.3	39.6	22.4	15.8
5. Can't say, drug unfamiliar	1.8	1.9	1.2	0.9	5.9	0.7	1.2	3.5	0.5	1.3	2.4	2.1	1.3	1.9	1.3	-
<i>Item 12540 Subject A14a</i>	<i>N</i> 2314	1067	1153	1585	290	426	595	844	449	1689	500	990	568	278	408	47
A30: How difficult do you think it would be for you to get each of the following types of drugs, if you wanted some?																
A30A: Marijuana																
1. Probably impossible	3.5	2.3	4.3	2.2	3.9	3.4	2.1	3.8	4.9	2.9	3.8	7.2	0.3	2.1	0.2	0.9
2. Very difficult	2.6	3.0	2.1	2.1	2.7	1.5	2.4	2.5	3.9	2.5	2.7	4.6	0.5	1.5	0.9	6.9
3. Fairly difficult	4.1	3.7	4.5	4.5	1.6	5.4	4.5	3.4	3.5	4.2	3.9	7.4	1.8	2.6	0.6	-
4. Fairly easy	23.0	23.7	22.6	24.6	17.9	23.2	24.9	21.9	22.5	24.4	20.9	32.2	20.6	20.5	9.1	3.5
5. Very easy	66.8	67.3	66.5	66.6	73.9	66.5	66.1	68.4	65.3	66.0	68.7	48.5	76.9	73.3	89.3	88.7
<i>Item 6750 Subject A03a</i>	<i>N</i> 2302	1061	1150	1582	289	425	593	837	447	1678	501	981	568	280	406	47
A30B: "Crack" cocaine																
1. Probably impossible	10.4	10.0	10.1	8.1	14.2	10.5	7.6	10.3	14.5	8.9	11.4	12.9	11.1	9.2	4.7	0.9
2. Very difficult	15.7	17.7	14.0	17.8	9.8	13.8	19.2	14.7	14.8	17.6	11.0	17.7	13.7	18.4	13.3	3.6
3. Fairly difficult	27.3	29.2	25.7	31.0	13.2	31.3	30.4	23.4	26.5	29.1	23.6	28.1	27.7	24.8	27.2	26.4
4. Fairly easy	28.2	24.5	32.2	30.3	22.4	29.4	28.4	27.9	27.3	28.4	28.9	26.6	27.7	31.4	31.5	29.5
5. Very easy	18.4	18.6	17.9	12.8	40.4	14.9	14.4	23.7	16.9	16.0	25.1	14.7	19.8	16.3	23.3	39.6
<i>Item 6811 Subject A03a</i>	<i>N</i> 2291	1060	1143	1581	286	419	592	835	445	1669	499	977	564	278	405	47

MONITORING THE FUTURE

QUESTIONNAIRE FORM 3 1999	TOTAL	SEX		RACE		REGION				COLLEGE PLANS?		ILLICIT DRUG USE: LIFETIME				
		M	F	White	Black	NE	NC	S	W	Yes	No	None	Mari- juana Only	Few Pills	More Pills	Any Her- oin
<i>N (Weighted No. of Cases):</i> <i>% of Weighted Total:</i>	2357 100.0	1079 45.8	1159 49.2	1594 67.6	297 12.6	437 18.5	603 25.6	865 36.7	452 19.2	1698 72.0	506 21.5	994 42.2	571 24.2	283 12.0	410 17.4	47 2.0
A30C: Cocaine powder																
1. Probably impossible	11.3	10.1	11.8	8.4	16.8	10.6	7.5	10.5	18.6	9.9	12.7	14.0	11.6	11.1	4.1	7.8
2. Very difficult	15.0	17.2	13.0	16.7	10.7	14.8	18.1	13.8	13.3	16.5	10.9	18.1	16.1	15.1	7.3	3.5
3. Fairly difficult	26.1	26.2	26.4	29.7	17.8	30.0	30.7	21.5	25.0	27.8	22.1	28.8	27.4	26.8	20.7	4.4
4. Fairly easy	27.4	25.5	29.2	29.4	20.8	26.8	28.4	28.9	23.8	27.7	27.9	25.9	24.9	29.3	34.5	20.4
5. Very easy	20.2	21.0	19.6	15.7	33.9	17.8	15.3	25.3	19.3	18.2	26.3	13.3	20.0	17.7	33.3	63.9
<i>Item 6812 Subject A03a</i>	<i>N</i> 2292	1061	1144	1581	286	419	593	836	445	1670	499	978	564	278	405	47
B18: On how many occasions (if any) have you used MDMA ("ecstasy") . . .																
B18A: . . . in your lifetime?																
1. 0 occasions	92.0	91.7	92.0	91.1	99.5	87.7	95.3	91.4	92.5	91.6	92.8	100.0	100.0	85.3	72.3	29.7
2. 1-2	4.6	4.9	4.3	5.1	0.5	5.7	2.9	5.4	4.4	4.4	5.1	-	-	14.7	14.4	15.4
3. 3-5	1.3	1.1	1.5	1.6	-	0.9	0.9	1.4	1.8	1.3	1.4	-	-	-	4.3	24.9
4. 6-9	0.6	0.9	0.4	0.6	-	0.8	0.3	0.9	0.3	0.8	0.1	-	-	-	2.4	9.0
5. 10-19	0.9	0.6	1.2	0.9	-	2.8	0.2	0.3	1.0	1.0	0.6	-	-	-	4.4	4.1
6. 20-39	0.4	0.3	0.5	0.4	-	1.2	0.1	0.3	-	0.4	*	-	-	-	1.4	5.9
7. 40 or more	0.4	0.6	0.2	0.3	-	0.9	0.3	0.3	-	0.5	-	-	-	-	0.8	11.0
<i>Item 22660 Subject A01a</i>	<i>N</i> 2280	1067	1150	1582	291	416	589	829	445	1677	496	989	557	273	398	47
B18B: . . . during the last 12 months?																
1. 0 occasions	94.4	94.4	94.4	93.9	99.5	90.6	96.8	94.3	95.0	93.8	95.8	100.0	100.0	91.0	80.7	43.8
2. 1-2	3.3	3.3	3.2	3.7	0.5	4.3	2.6	3.3	3.3	3.4	3.2	-	-	9.0	11.4	11.8
3. 3-5	0.9	1.0	0.9	1.1	-	0.4	0.3	1.7	0.8	1.0	0.7	-	-	-	1.7	30.1
4. 6-9	0.4	0.4	0.4	0.5	-	1.4	-	0.3	0.1	0.5	0.2	-	-	-	2.2	1.4
5. 10-19	0.5	0.2	0.9	0.6	-	1.7	-	0.3	0.7	0.7	-	-	-	-	2.7	3.5
6. 20-39	0.2	0.3	0.1	0.2	-	0.7	0.2	-	-	0.2	*	-	-	-	0.7	2.1
7. 40 or more	0.2	0.4	0.1	0.1	-	0.9	0.2	0.1	-	0.3	-	-	-	-	0.6	7.3
<i>Item 22670 Subject A01b</i>	<i>N</i> 2276	1066	1148	1580	291	413	589	829	444	1674	496	989	557	273	394	47
B18C: . . . during the last 30 days?																
1. 0 occasions	97.5	97.4	97.5	97.3	100.0	95.2	99.2	97.0	98.4	97.0	98.7	100.0	100.0	97.5	92.2	59.0
2. 1-2	1.7	2.1	1.5	1.9	-	4.2	0.5	2.0	0.6	2.1	0.9	-	-	2.5	5.5	23.8
3. 3-5	0.4	0.3	0.6	0.5	-	0.5	-	0.8	0.2	0.5	0.4	-	-	-	0.9	13.0
4. 6-9	0.2	0.1	0.3	0.1	-	-	-	0.1	0.7	0.3	-	-	-	-	0.8	2.0
5. 10-19	*	0.1	-	0.1	-	-	0.2	-	-	0.1	-	-	-	-	-	2.1
6. 20-39	0.1	-	0.1	*	-	0.1	-	0.1	-	0.1	-	-	-	-	0.4	-
7. 40 or more	*	0.1	-	0.1	-	-	0.2	-	-	0.1	-	-	-	-	0.3	-
<i>Item 22680 Subject A01c</i>	<i>N</i> 2275	1066	1147	1579	291	413	589	829	444	1674	496	989	557	273	394	47
This section asks about a number of different things.																
D01: How satisfied are you with your life as a whole these days?																
1. Completely dissatisfied	3.2	4.4	1.7	2.6	2.6	3.4	3.0	2.9	3.7	2.4	5.5	2.8	2.0	3.8	3.6	18.7
2. Quite dissatisfied	6.4	6.3	6.5	6.2	5.6	8.5	5.0	5.9	7.5	6.6	5.4	6.6	7.8	4.3	5.6	6.0
3. Somewhat dissatisfied	7.8	7.9	8.0	7.2	9.0	10.3	7.6	6.7	7.9	7.4	9.5	5.9	8.9	8.6	10.8	7.0
4. Neither, or mixed feelings	10.1	8.4	11.7	8.6	14.8	11.6	8.2	11.0	9.8	9.8	11.4	11.0	8.2	9.6	11.2	7.4
5. Somewhat satisfied	23.2	22.8	23.6	23.0	24.6	21.8	24.5	20.0	28.8	24.3	19.2	19.4	25.8	24.4	28.2	26.7
6. Quite satisfied	38.4	38.5	38.4	42.3	30.2	36.3	42.1	39.9	32.8	38.7	37.9	41.0	37.1	41.1	34.3	17.8
7. Completely satisfied	10.8	11.6	10.2	10.2	13.2	8.1	9.6	13.7	9.4	10.7	11.2	13.3	10.4	8.2	6.3	16.3
<i>Item 6840 Subject P01, Q01</i>	<i>N</i> 2219	1033	1114	1542	271	393	580	806	441	1670	497	967	531	271	389	44
The next questions are about feeling unsafe—that is, feeling that someone might try to harm or injure you.																
D02: How often do you feel unsafe when you are at school?																
1. Never	59.5	63.3	56.6	61.5	56.5	64.3	60.6	59.8	53.2	59.0	61.3	54.5	64.3	60.6	63.8	63.4
2. Rarely	29.2	26.4	31.4	29.5	24.9	25.3	31.7	26.6	34.0	30.4	25.7	34.5	26.7	24.8	25.1	13.5
3. Some days	7.9	6.1	9.6	6.5	9.7	9.1	4.3	9.4	8.7	8.0	7.2	8.1	5.7	11.8	7.2	9.0
4. Most days	1.5	1.4	1.4	1.3	3.0	0.7	1.2	2.0	1.5	1.6	1.2	1.1	1.8	1.3	1.8	-
5. Every day	1.9	2.8	1.1	1.2	6.0	0.5	2.1	2.2	2.6	1.0	4.6	1.7	1.5	1.4	2.0	14.1
<i>Item 25770 Subject B07</i>	<i>N</i> 2216	1034	1109	1540	271	392	580	803	441	1669	495	965	530	270	388	43

QUESTIONNAIRE FORM 3 1999	TOTAL	SEX		RACE		REGION				COLLEGE PLANS?		ILLICIT DRUG USE: LIFETIME				
		M	F	White	Black	NE	NC	S	W	Yes	No	None	Mari- juana Only	Few Pills	More Pills	Any Her- oin
<i>N (Weighted No. of Cases):</i>	2357	1079	1159	1594	297	437	603	865	452	1698	506	994	571	283	410	47
<i>% of Weighted Total:</i>	100.0	45.8	49.2	67.6	12.6	18.5	25.6	36.7	19.2	72.0	21.5	42.2	24.2	12.0	17.4	2.0
D03: How often do you feel unsafe going to or from school?																
1. Never	63.1	69.5	57.8	67.4	49.5	63.6	68.3	61.2	59.1	61.3	68.9	60.0	66.6	62.3	67.3	58.2
2. Rarely	27.5	22.6	31.8	26.6	28.1	28.7	25.7	26.6	30.3	29.7	20.4	29.3	24.9	28.8	25.2	28.9
3. Some days	6.5	4.4	8.0	4.3	15.5	5.0	4.7	8.3	7.0	6.4	6.1	7.7	6.8	6.5	3.7	3.1
4. Most days	1.7	1.7	1.7	1.0	3.2	1.8	0.3	2.2	2.4	1.5	2.3	1.8	1.1	1.3	1.3	7.5
5. Every day	1.3	1.9	0.8	0.8	3.7	0.8	1.0	1.8	1.2	1.0	2.3	1.2	0.6	1.1	2.5	2.3
<i>Item 25780 Subject B07</i>	<i>N</i> 2212	1032	1108	1539	270	392	579	802	440	1665	495	963	529	270	388	43
D04: During the LAST FOUR WEEKS, how many days did you not go to school because you felt you would be unsafe at school or on your way to or from school?																
1. 0 days	95.4	94.3	96.6	95.7	95.3	95.4	97.2	95.1	93.4	96.5	92.2	96.8	95.1	96.1	92.1	93.3
2. 1 day	3.5	4.0	2.8	3.4	2.9	3.7	1.2	3.6	6.0	2.5	6.4	2.3	3.9	2.5	6.4	2.2
3. 2 or 3 days	0.7	1.0	0.5	0.6	0.9	0.8	1.0	0.8	0.3	0.7	1.0	0.5	0.7	1.0	0.6	4.5
4. 4 or more days	0.4	0.7	0.2	0.3	0.9	0.1	0.6	0.5	0.4	0.3	0.3	0.3	0.2	0.4	1.0	-
<i>Item 25790 Subject B07</i>	<i>N</i> 2211	1031	1108	1537	270	391	578	803	438	1665	494	961	530	271	387	43
D05: These questions are about your health during the last MONTH.																
D05A: Have you been bothered by shortness of breath when you were not exercising or working hard?																
1. Never	72.6	76.8	68.7	73.4	71.1	71.7	76.9	71.4	70.1	72.2	73.7	81.3	75.2	70.6	50.0	62.0
2. Seldom	15.0	13.3	16.5	15.0	16.2	11.7	14.9	15.7	16.7	14.9	15.5	10.3	12.9	15.8	27.9	23.1
3. Sometimes	10.1	8.0	12.3	9.8	9.8	15.4	6.8	10.1	9.8	10.9	7.4	7.2	10.0	11.5	17.3	8.0
4. Often	2.3	1.9	2.5	1.9	2.9	1.2	1.4	2.8	3.4	2.0	3.3	1.3	2.0	2.0	4.8	6.9
<i>Item 8850 Subject T01</i>	<i>N</i> 2203	1027	1105	1532	272	389	576	804	436	1661	492	959	527	270	385	43
D05B: Have you been bothered by your heart beating hard?																
1. Never	74.1	77.3	70.7	74.3	76.7	74.2	74.1	74.6	72.9	73.7	75.1	80.2	78.4	67.6	58.2	61.7
2. Seldom	14.9	12.8	17.1	15.2	10.1	14.1	16.5	13.4	16.4	15.9	11.8	11.0	12.6	21.8	22.2	28.0
3. Sometimes	9.1	8.1	10.2	8.6	11.3	9.7	8.3	9.9	8.1	8.7	10.4	7.9	7.4	7.7	16.0	4.2
4. Often	1.9	1.7	2.0	1.9	1.9	2.0	1.1	2.2	2.5	1.7	2.7	0.9	1.7	2.9	3.6	6.1
<i>Item 8860 Subject T01</i>	<i>N</i> 2203	1026	1106	1532	270	389	575	804	436	1661	492	959	528	270	385	43
D05C: Have you had spells of dizziness?																
1. Never	54.3	65.4	44.2	55.2	56.7	55.8	54.9	54.9	50.9	52.9	59.1	58.2	60.6	45.5	43.2	40.7
2. Seldom	26.7	22.6	30.6	26.7	21.5	27.5	27.9	25.9	26.1	28.2	22.4	24.0	23.2	31.6	33.6	38.6
3. Sometimes	14.4	9.1	19.0	13.5	19.1	10.7	14.8	15.3	15.7	14.4	15.0	14.0	12.5	17.6	16.0	15.3
4. Often	4.6	2.8	6.1	4.7	2.6	6.0	2.4	3.9	7.3	4.6	3.5	3.8	3.7	5.3	7.2	5.4
<i>Item 8870 Subject T01</i>	<i>N</i> 2195	1022	1101	1526	270	389	576	800	430	1657	487	958	523	268	384	43
D05D: Have your hands trembled enough to bother you?																
1. Never	77.9	82.6	73.9	77.8	79.2	80.1	78.6	77.4	75.9	78.3	76.2	81.9	80.1	73.1	69.5	67.0
2. Seldom	11.9	9.6	13.9	12.4	12.7	12.4	13.4	11.3	10.5	12.4	10.7	10.9	9.8	14.4	15.1	15.8
3. Sometimes	7.6	5.8	9.3	7.6	7.1	5.1	6.2	8.5	10.2	6.9	10.2	5.8	8.7	8.0	10.3	8.4
4. Often	2.6	2.0	2.9	2.3	1.0	2.4	1.8	2.8	3.4	2.5	2.9	1.4	1.4	4.5	5.0	8.7
<i>Item 8880 Subject T01</i>	<i>N</i> 2203	1026	1106	1533	271	389	576	804	435	1662	491	959	527	270	385	43
D05E: Have you been troubled by your hands sweating so that they felt damp and clammy?																
1. Never	68.5	68.5	68.7	67.5	73.5	65.1	69.2	71.0	65.9	68.3	68.6	71.2	70.0	64.5	62.6	64.6
2. Seldom	18.8	18.1	19.2	20.0	17.2	19.4	20.8	17.0	19.0	19.3	17.7	18.3	18.8	20.1	19.1	21.9
3. Sometimes	8.3	8.8	8.0	8.2	6.9	10.0	6.9	7.5	10.2	8.1	9.3	7.2	7.9	8.8	11.2	10.0
4. Often	4.4	4.5	4.0	4.2	2.3	5.5	3.1	4.5	4.9	4.3	4.4	3.3	3.3	6.6	7.1	3.5
<i>Item 8890 Subject T01</i>	<i>N</i> 2200	1025	1103	1530	271	389	575	801	436	1658	492	960	526	270	383	43

MONITORING THE FUTURE

QUESTIONNAIRE FORM 3 1999	TOTAL	SEX		RACE		REGION				COLLEGE PLANS?		ILLICIT DRUG USE: LIFETIME				
		M	F	White	Black	NE	NC	S	W	Yes	No	None	Mari- juana Only	Few Pills	More Pills	Any Her- oin
<i>N (Weighted No. of Cases):</i>	2357	1079	1159	1594	297	437	603	865	452	1698	506	994	571	283	410	47
<i>% of Weighted Total:</i>	100.0	45.8	49.2	67.6	12.6	18.5	25.6	36.7	19.2	72.0	21.5	42.2	24.2	12.0	17.4	2.0
D05F: Have there been times when you couldn't take care of things because you just couldn't get going?																
1. Never	54.7	62.6	47.9	55.6	56.1	50.3	57.5	56.8	51.3	54.2	56.4	58.5	61.4	45.9	44.0	35.8
2. Seldom	23.2	20.4	25.7	23.2	19.9	27.2	21.8	21.3	24.8	23.6	22.4	22.6	20.1	27.6	24.6	29.1
3. Sometimes	16.8	13.2	19.9	16.6	18.2	16.2	15.9	16.9	18.5	16.8	16.7	14.6	15.5	20.2	21.6	26.0
4. Often	5.3	3.8	6.5	4.7	5.8	6.3	4.9	5.0	5.4	5.4	4.6	4.3	3.0	6.3	9.8	9.2
<i>Item 8900 Subject T01</i>	<i>N 2195</i>	<i>1021</i>	<i>1103</i>	<i>1526</i>	<i>271</i>	<i>388</i>	<i>571</i>	<i>801</i>	<i>436</i>	<i>1653</i>	<i>492</i>	<i>957</i>	<i>525</i>	<i>270</i>	<i>383</i>	<i>43</i>
D06: At any time during the LAST 12 MONTHS, have you felt in your own mind that you should REDUCE or STOP your use of . . .																
D06A: Alcohol?																
1. Yes	24.6	26.2	23.8	23.5	26.2	16.3	23.4	28.1	27.6	24.3	26.4	13.3	33.5	31.5	32.5	29.3
2. No	50.4	49.8	50.8	53.7	38.7	60.3	52.5	47.5	44.1	49.9	53.4	36.7	58.2	58.2	63.2	70.7
8. Haven't used in last 12 months	24.9	24.0	25.4	22.8	35.1	23.4	24.1	24.3	28.3	25.8	20.2	49.9	8.2	10.3	4.3	-
<i>Item 8910 Subject A01i</i>	<i>N 1891</i>	<i>904</i>	<i>928</i>	<i>1367</i>	<i>197</i>	<i>340</i>	<i>506</i>	<i>654</i>	<i>391</i>	<i>1447</i>	<i>403</i>	<i>784</i>	<i>469</i>	<i>231</i>	<i>353</i>	<i>38</i>
D06B: Cigarettes?																
1. Yes	27.9	27.3	29.0	31.0	13.2	26.8	28.6	30.4	23.3	28.2	27.4	8.2	36.4	39.6	53.7	48.0
2. No	19.5	19.3	19.3	19.8	13.1	19.7	20.3	19.6	17.9	17.6	26.7	12.6	22.3	24.4	26.7	39.2
8. Haven't used in last 12 months	52.7	53.4	51.7	49.3	73.8	53.6	51.0	50.1	58.8	54.2	46.0	79.3	41.3	36.0	19.6	12.8
<i>Item 8920 Subject A01i</i>	<i>N 2151</i>	<i>1006</i>	<i>1075</i>	<i>1510</i>	<i>248</i>	<i>382</i>	<i>570</i>	<i>770</i>	<i>430</i>	<i>1623</i>	<i>477</i>	<i>935</i>	<i>513</i>	<i>263</i>	<i>380</i>	<i>42</i>
D06C: Marijuana?																
1. Yes	19.8	23.4	16.9	19.4	20.0	19.5	18.3	21.2	19.8	19.6	20.7	-	33.8	35.9	36.9	41.2
2. No	20.1	19.4	20.9	21.2	14.2	20.8	20.7	19.7	19.1	19.1	24.5	-	37.9	20.4	42.2	52.4
8. Haven't used in last 12 months	60.1	57.2	62.3	59.4	65.8	59.7	60.9	59.1	61.0	61.3	54.8	100.0	28.3	43.6	20.9	6.4
<i>Item 8930 Subject A01i</i>	<i>N 1921</i>	<i>887</i>	<i>969</i>	<i>1373</i>	<i>206</i>	<i>352</i>	<i>516</i>	<i>673</i>	<i>380</i>	<i>1464</i>	<i>414</i>	<i>847</i>	<i>432</i>	<i>236</i>	<i>353</i>	<i>38</i>
D06D: Psychedelics (LSD, etc.)?																
1. Yes	5.3	6.7	4.2	6.7	0.1	5.0	4.4	6.5	4.3	5.3	5.6	-	-	4.4	23.6	43.2
2. No	3.9	4.8	2.7	4.2	0.8	5.2	4.6	2.9	3.3	3.9	3.6	-	-	5.2	14.4	43.2
8. Haven't used in last 12 months	90.9	88.5	93.1	89.1	99.1	89.8	90.9	90.5	92.4	90.8	90.9	100.0	100.0	90.4	62.1	13.5
<i>Item 8940 Subject A01i</i>	<i>N 1928</i>	<i>904</i>	<i>961</i>	<i>1384</i>	<i>216</i>	<i>348</i>	<i>520</i>	<i>681</i>	<i>379</i>	<i>1473</i>	<i>412</i>	<i>854</i>	<i>470</i>	<i>237</i>	<i>317</i>	<i>37</i>
D06E: Amphetamines (uppers)?																
1. Yes	4.3	4.8	4.1	5.2	0.6	2.3	3.7	5.6	4.4	4.0	5.5	-	-	3.0	22.3	42.8
2. No	4.2	3.7	4.7	4.7	1.0	3.5	5.3	4.5	2.7	3.6	6.3	-	-	4.8	20.3	38.4
8. Haven't used in last 12 months	91.5	91.5	91.3	90.1	98.4	94.2	91.0	89.8	92.9	92.3	88.2	100.0	100.0	92.2	57.4	18.9
<i>Item 8950 Subject A01i</i>	<i>N 1847</i>	<i>856</i>	<i>934</i>	<i>1309</i>	<i>213</i>	<i>330</i>	<i>502</i>	<i>649</i>	<i>366</i>	<i>1415</i>	<i>392</i>	<i>851</i>	<i>471</i>	<i>218</i>	<i>261</i>	<i>33</i>
D06F: Tranquilizers?																
1. Yes	2.4	3.1	1.9	2.9	-	2.2	2.1	2.9	1.9	2.4	2.6	-	-	-	12.7	27.7
2. No	3.1	3.6	2.7	3.7	-	3.2	1.8	4.6	2.0	3.5	1.8	-	-	0.8	15.1	41.0
8. Haven't used in last 12 months	94.6	93.4	95.4	93.4	100.0	94.6	96.0	92.5	96.1	94.1	95.6	100.0	100.0	99.2	72.3	31.3
<i>Item 9005 Subject A01i</i>	<i>N 1893</i>	<i>881</i>	<i>950</i>	<i>1340</i>	<i>217</i>	<i>342</i>	<i>509</i>	<i>663</i>	<i>379</i>	<i>1456</i>	<i>395</i>	<i>855</i>	<i>469</i>	<i>232</i>	<i>297</i>	<i>27</i>
D06G: Barbiturates/quaaludes (downers)?																
1. Yes	3.5	4.5	2.8	4.3	1.4	1.9	3.0	5.1	2.7	3.0	5.7	-	-	2.5	16.5	30.1
2. No	5.0	5.3	4.6	4.9	2.5	4.2	4.0	6.1	5.0	5.0	4.8	-	-	6.3	19.4	50.7
8. Haven't used in last 12 months	91.5	90.2	92.6	90.8	96.1	93.9	93.0	88.8	92.3	92.1	89.5	100.0	100.0	91.2	64.1	19.3
<i>Item 8970 Subject A01i</i>	<i>N 2082</i>	<i>975</i>	<i>1041</i>	<i>1458</i>	<i>242</i>	<i>369</i>	<i>555</i>	<i>743</i>	<i>416</i>	<i>1583</i>	<i>449</i>	<i>931</i>	<i>507</i>	<i>256</i>	<i>334</i>	<i>38</i>
D06H: Cocaine?																
1. Yes	3.9	4.2	3.6	5.0	-	0.7	3.5	5.9	3.8	3.8	4.8	-	-	2.9	16.9	43.3
2. No	2.3	3.1	1.4	2.1	0.7	2.1	2.7	2.6	1.1	1.7	4.6	-	-	0.7	9.6	33.6
8. Haven't used in last 12 months	93.8	92.6	95.0	92.9	99.3	97.1	93.8	91.4	95.0	94.5	90.6	100.0	100.0	96.5	73.4	23.0
<i>Item 8980 Subject A01i</i>	<i>N 1933</i>	<i>896</i>	<i>974</i>	<i>1384</i>	<i>220</i>	<i>344</i>	<i>524</i>	<i>685</i>	<i>380</i>	<i>1480</i>	<i>409</i>	<i>855</i>	<i>471</i>	<i>238</i>	<i>322</i>	<i>33</i>

QUESTIONNAIRE FORM 3 1999	TOTAL	SEX		RACE		REGION				COLLEGE PLANS?		ILLCIT DRUG USE: LIFETIME					
		M	F	White	Black	NE	NC	S	W	Yes	No	None	Mari- juana Only	Few Pills	More Pills	Any Her- oin	
<i>N (Weighted No. of Cases):</i>	2357	1079	1159	1594	297	437	603	865	452	1698	506	994	571	283	410	47	
<i>% of Weighted Total:</i>	100.0	45.8	49.2	67.6	12.6	18.5	25.6	36.7	19.2	72.0	21.5	42.2	24.2	12.0	17.4	2.0	
D06I: Heroin?																	
1. Yes	0.7	0.9	0.5	0.9	-	-	0.8	0.9	0.7	0.7	0.8	-	-	-	0.2	39.5	
2. No	0.6	0.9	0.1	0.2	-	1.1	0.3	0.6	0.4	0.6	0.4	-	-	-	-	34.2	
8. Haven't used in last 12 months	98.8	98.2	99.4	98.8	100.0	98.9	98.8	98.5	99.0	98.7	98.8	100.0	100.0	100.0	99.8	26.3	
<i>Item 8990 Subject A01i</i>	<i>N</i>	<i>1950</i>	<i>909</i>	<i>977</i>	<i>1395</i>	<i>219</i>	<i>348</i>	<i>528</i>	<i>688</i>	<i>386</i>	<i>1494</i>	<i>413</i>	<i>854</i>	<i>471</i>	<i>244</i>	<i>336</i>	<i>32</i>
D06J: Other narcotics?																	
1. Yes	2.6	3.5	1.9	3.2	-	1.9	1.4	3.8	2.5	2.6	2.9	-	-	1.6	11.1	45.6	
2. No	1.9	2.1	1.6	2.1	-	2.2	2.5	0.9	2.5	1.9	2.0	-	-	1.4	8.4	29.5	
8. Haven't used in last 12 months	95.5	94.4	96.5	94.7	100.0	95.9	96.1	95.3	95.0	95.5	95.2	100.0	100.0	97.0	80.5	24.9	
<i>Item 9000 Subject A01i</i>	<i>N</i>	<i>1866</i>	<i>878</i>	<i>924</i>	<i>1326</i>	<i>211</i>	<i>330</i>	<i>500</i>	<i>660</i>	<i>376</i>	<i>1425</i>	<i>398</i>	<i>856</i>	<i>468</i>	<i>230</i>	<i>268</i>	<i>32</i>
D07: How likely is it that you will use marijuana in the next 12 months?																	
1. Definitely will—GO TO Q.D09	14.6	16.1	13.5	15.9	8.9	14.8	16.8	11.8	16.6	14.4	16.4	1.2	15.6	17.5	43.6	53.5	
2. Probably will—GO TO Q.D09	12.8	12.2	12.9	12.5	10.5	15.2	12.4	12.2	12.4	12.8	12.2	1.5	27.8	14.2	22.5	9.7	
3. Probably will not	15.5	17.8	13.9	15.7	14.4	17.4	13.3	16.7	14.8	15.5	14.9	9.9	23.9	22.6	13.1	27.9	
4. Definitely will not	57.0	53.9	59.7	55.8	66.1	52.6	57.5	59.3	56.2	57.2	56.4	87.5	32.7	45.8	20.8	8.9	
<i>Item 9010 Subject A04a</i>	<i>N</i>	<i>2051</i>	<i>951</i>	<i>1030</i>	<i>1445</i>	<i>225</i>	<i>353</i>	<i>555</i>	<i>729</i>	<i>414</i>	<i>1550</i>	<i>452</i>	<i>938</i>	<i>468</i>	<i>245</i>	<i>345</i>	<i>38</i>
D08: Here are some reasons people give for not using marijuana, or for stopping use. Please tell us which reasons are true for you. (Mark all that apply.)																	
A. Concerned about possible psychological damage	58.8	57.9	59.3	59.0	53.7	57.3	59.9	59.2	57.7	60.5	53.0	65.3	50.8	53.0	41.6	4.4	
B. Concerned about possible physical damage	57.8	57.9	57.7	57.4	58.7	54.7	57.5	59.7	57.2	60.1	48.8	65.8	46.5	50.6	37.5	4.4	
C. Concerned about getting arrested	49.6	57.4	42.9	51.9	46.9	41.0	53.7	56.9	37.6	50.4	46.6	51.7	44.8	53.6	43.3	4.4	
D. Concerned about becoming addicted to marijuana	47.7	49.4	46.6	46.4	52.2	43.4	49.1	49.8	45.4	48.3	44.8	54.8	38.1	44.4	24.3	4.4	
E. It's against my beliefs	49.3	45.9	52.5	52.0	44.2	43.3	51.2	50.9	48.8	53.3	35.3	60.2	32.2	35.9	29.2	15.7	
F. Concerned about loss of energy or ambition	38.2	40.6	36.8	38.1	38.4	39.7	36.9	39.9	35.5	39.3	33.5	40.4	32.6	42.4	29.9	4.4	
G. Concerned about possible loss of control of myself	46.9	43.5	50.1	45.5	45.7	49.8	49.3	45.5	44.0	49.6	36.6	53.7	37.3	37.7	29.9	43.3	
H. It might lead to stronger drugs	49.9	50.8	49.0	49.1	56.8	47.9	50.5	53.1	45.0	51.2	45.8	56.6	38.7	48.6	27.6	18.1	
I. Not enjoyable, I didn't like it	28.2	27.2	28.4	27.1	36.6	26.8	27.0	29.8	27.9	28.1	25.6	21.3	49.0	32.2	28.1	13.0	
J. My parents would disapprove	60.3	60.6	60.0	61.9	62.0	50.0	61.8	67.9	52.7	62.2	55.4	62.0	57.2	61.8	59.1	10.1	
K. My husband/wife (or boyfriend/girlfriend) would disapprove	33.6	34.5	32.8	36.4	25.9	25.4	37.6	36.3	30.1	34.3	32.0	32.4	31.8	43.5	37.5	10.1	
L. I don't like being with the people who use it	39.5	35.6	42.7	40.2	40.6	33.3	38.9	41.0	42.4	40.7	34.5	44.5	34.6	34.5	23.0	10.1	
M. My friends don't use it	35.0	33.9	36.4	35.9	30.7	30.7	37.1	34.5	36.4	37.0	28.8	41.9	29.0	24.6	14.4	-	
N. I might have a bad trip	23.7	23.1	24.3	23.5	25.2	25.9	21.9	25.2	21.4	23.8	22.7	24.8	21.4	25.9	14.4	32.4	
O. Too expensive	25.8	32.0	20.8	28.4	16.2	25.7	28.4	25.3	23.5	26.5	23.3	25.8	21.3	33.3	25.4	-	
P. Not available	7.1	7.2	7.1	6.9	8.0	6.5	6.4	8.1	6.8	6.6	8.9	8.8	3.7	4.3	6.5	-	
Q. Don't feel like getting high	61.6	58.0	64.5	62.7	55.2	62.6	59.8	59.1	68.0	60.8	64.3	61.5	64.8	64.8	54.1	13.0	
<i>Item 9020-9180 Subject A06b</i>	<i>N†</i>	<i>1403</i>	<i>632</i>	<i>726</i>	<i>981</i>	<i>166</i>	<i>227</i>	<i>376</i>	<i>519</i>	<i>281</i>	<i>1071</i>	<i>304</i>	<i>858</i>	<i>250</i>	<i>165</i>	<i>109</i>	<i>10</i>
D09A: Has your use of alcohol ever caused any of the following problems for you?																	
Responses to this set of questions are not included because of complexities in the presentation and interpretation of the data.																	
<i>Item 9190-9350 Subject A07b</i>	<i>N</i>																
D09M: Has your use of marijuana ever caused any of the following problems for you?																	
Responses to this set of questions are not included because of complexities in the presentation and interpretation of the data.																	
<i>Item 9360-9520 Subject A07b</i>	<i>N</i>																
D09O: Has your use of other drugs ever caused any of the following problems for you?																	

†=excludes respondents for whom question was inappropriate.

QUESTIONNAIRE FORM 3 1999	TOTAL	SEX		RACE		REGION				COLLEGE PLANS?		ILLICIT DRUG USE: LIFETIME				
		M	F	White	Black	NE	NC	S	W	Yes	No	None	Mari- juana Only	Few Pills	More Pills	Any Her- oin
<i>N (Weighted No. of Cases):</i> <i>% of Weighted Total:</i>	2357 100.0	1079 45.8	1159 49.2	1594 67.6	297 12.6	437 18.5	603 25.6	865 36.7	452 19.2	1698 72.0	506 21.5	994 42.2	571 24.2	283 12.0	410 17.4	47 2.0
Responses to this set of quesitons are not included because of complexities in the presentation and interpretation of the data.																
<i>Item 9530-9690 Subject A07b</i> <i>N</i>																
E01: How many of your friends would you estimate . . .																
E01A: Smoke cigarettes?																
1. None	10.3	8.9	11.7	6.3	30.3	9.5	7.3	10.7	14.6	10.4	8.7	16.3	9.2	3.7	1.5	9.2
2. A few	26.3	27.4	25.4	24.7	32.3	22.8	27.9	23.4	32.3	27.3	22.6	38.4	19.9	22.0	9.9	6.2
3. Some	31.5	32.6	29.9	32.9	21.9	35.0	31.4	31.8	28.0	33.0	27.3	32.3	34.1	34.1	26.1	19.3
4. Most	28.7	28.3	29.7	32.9	12.9	30.3	31.1	30.0	22.0	26.8	36.4	12.2	34.3	36.2	54.1	56.3
5. All	3.1	2.8	3.4	3.0	2.6	2.5	2.3	4.0	3.2	2.5	5.0	0.8	2.6	4.0	8.4	8.9
<i>Item 7070 Subject A02a</i> <i>N</i>	2100	975	1056	1469	245	372	560	747	421	1593	456	918	501	253	367	41
E01B: Smoke marijuana (pot, weed) or hashish?																
1. None	18.3	16.6	20.1	16.7	22.0	17.3	20.5	18.1	16.9	17.6	19.2	34.9	5.1	10.5	2.6	-
2. A few	28.5	29.7	27.0	31.1	20.6	25.2	30.3	27.3	31.2	30.0	23.6	36.8	27.8	24.9	13.5	2.5
3. Some	29.3	28.6	29.8	30.3	24.9	29.8	29.7	30.0	27.0	30.4	26.5	22.4	35.4	40.6	30.6	29.7
4. Most	20.0	21.6	19.0	18.8	25.3	25.4	16.4	20.6	19.0	18.6	25.3	5.4	26.9	20.7	42.6	55.7
5. All	3.9	3.5	4.2	3.1	7.3	2.2	3.2	4.0	5.9	3.4	5.4	0.5	4.8	3.2	10.7	12.2
<i>Item 7080 Subject A02a</i> <i>N</i>	2103	980	1055	1470	246	371	561	747	423	1594	456	922	502	253	366	41
E01C: Take “crack” cocaine?																
1. None	80.5	80.8	79.5	79.2	94.3	83.1	76.9	81.0	81.9	81.9	74.2	86.7	87.0	77.4	63.9	23.0
2. A few	15.4	15.4	16.1	16.7	3.1	14.7	16.7	15.1	14.5	14.7	18.8	11.1	10.1	19.9	26.9	45.8
3. Some	3.3	2.6	3.8	3.7	1.4	2.2	6.0	2.3	2.7	2.8	5.3	1.8	1.6	2.4	7.9	25.1
4. Most	0.3	0.1	0.4	0.2	0.6	-	0.1	0.7	0.1	0.2	0.6	0.1	0.1	0.3	0.9	-
5. All	0.6	1.0	0.2	0.1	0.7	-	0.2	1.0	0.8	0.4	1.0	0.3	1.1	-	0.4	6.0
<i>Item 7151 Subject A02a</i> <i>N</i>	2099	977	1052	1468	245	370	561	746	422	1591	455	918	501	253	366	41
E01D: Take cocaine powder?																
1. None	76.5	75.0	77.3	74.6	92.2	78.0	75.0	75.8	78.5	78.3	68.9	87.1	85.2	75.8	44.7	14.7
2. A few	17.6	19.2	16.8	19.7	3.9	19.8	18.8	16.4	16.1	16.8	21.1	10.6	11.6	21.6	38.1	45.1
3. Some	4.5	4.1	4.6	4.9	1.8	1.7	4.7	5.6	4.4	3.6	7.8	1.6	1.8	2.1	14.3	31.2
4. Most	0.8	0.7	0.8	0.7	1.5	-	1.3	1.0	0.3	0.7	1.1	0.3	0.3	0.6	2.3	2.7
5. All	0.7	1.0	0.4	0.1	0.7	0.4	0.2	1.1	0.8	0.5	1.1	0.4	1.1	-	0.6	6.3
<i>Item 23990 Subject A02a</i> <i>N</i>	2082	966	1048	1453	244	368	554	740	420	1581	450	910	498	252	364	39
E01E: Drink alcoholic beverages (liquor, beer, wine)?																
1. None	7.3	7.4	6.8	5.1	15.7	6.8	6.9	7.9	7.4	6.1	10.0	12.5	3.3	4.7	1.7	
2. A few	10.7	9.5	12.2	9.4	16.8	7.3	10.3	10.1	15.3	11.5	8.6	18.1	7.8	5.3	1.3	-
3. Some	20.5	20.3	20.3	19.8	24.8	17.2	22.1	20.1	21.8	21.2	17.6	27.9	20.0	16.2	6.4	4.1
4. Most	38.5	38.5	39.0	40.9	31.2	40.6	38.8	39.5	34.4	39.6	36.3	31.3	43.4	42.9	48.5	28.0
5. All	23.0	24.3	21.6	24.8	11.5	28.1	21.8	22.5	21.1	21.6	27.4	10.2	25.5	30.8	42.1	68.0
<i>Item 7190 Subject A02a</i> <i>N</i>	2092	971	1052	1462	244	370	557	744	421	1588	454	918	500	253	363	40
E01F: Get drunk at least once a week?																
1. None	18.8	16.5	21.3	15.0	36.7	15.3	18.6	19.3	21.4	18.1	19.2	29.1	15.3	12.0	3.6	1.1
2. A few	24.2	24.0	24.0	23.9	23.6	18.0	24.0	24.0	30.3	25.6	20.1	30.3	24.4	21.1	13.0	8.2
3. Some	26.7	27.9	25.7	28.3	17.2	32.4	24.7	27.4	23.4	27.8	24.2	24.7	26.9	31.2	28.4	29.3
4. Most	21.1	21.3	21.2	23.7	15.9	23.5	23.9	19.7	17.8	20.5	23.2	12.2	24.2	24.0	35.8	35.6
5. All	9.1	10.2	7.9	9.1	6.7	10.9	8.8	9.7	7.1	8.1	13.3	3.6	9.2	11.6	19.3	25.8
<i>Item 7200 Subject A02a</i> <i>N</i>	2096	977	1050	1468	245	369	559	747	422	1589	456	917	502	253	365	40
E02: If you have smoked one or more cigarettes in the last 30 days, please answer this question. If not, skip to Q.B03.																

QUESTIONNAIRE FORM 3 1999	TOTAL	SEX		RACE		REGION				COLLEGE PLANS?		ILLICIT DRUG USE: LIFETIME				
		M	F	White	Black	NE	NC	S	W	Yes	No	None	Mari- juana Only	Few Pills	More Pills	Any Her- oin
<i>N (Weighted No. of Cases):</i>	2357	1079	1159	1594	297	437	603	865	452	1698	506	994	571	283	410	47
<i>% of Weighted Total:</i>	100.0	45.8	49.2	67.6	12.6	18.5	25.6	36.7	19.2	72.0	21.5	42.2	24.2	12.0	17.4	2.0
What brand of cigarettes do you usually smoke? (Brands are in alphabetical order. Mark only one)																
01. Basic	0.1	0.2	-	-	-	-	0.2	-	-	0.1	-	-	0.2	-	-	-
02. Benson & Hedges	0.6	1.1	-	0.8	-	-	-	-	4.6	0.9	-	-	1.5	0.8	-	-
03. Black & Whites	-	-	-	-	-	-	-	-	-	-	-	-	-	-	-	-
04. Cambridge	-	-	-	-	-	-	-	-	-	-	-	-	-	-	-	-
05. Camel	12.6	13.1	11.7	12.6	4.5	2.5	19.2	7.0	27.1	14.7	7.6	3.4	10.5	15.9	13.8	32.0
06. Capri	0.1	-	0.2	0.1	-	-	-	-	0.9	-	0.4	-	-	-	0.3	-
07. Carlton	-	-	-	-	-	-	-	-	-	-	-	-	-	-	-	-
08. Doral	0.2	-	0.5	0.3	-	-	-	0.7	-	-	0.9	-	0.8	-	-	-
09. GPC	0.2	-	0.1	0.2	-	-	0.4	-	0.3	0.1	0.4	-	0.1	-	-	3.1
10. Kent	-	-	-	-	-	-	-	-	-	-	-	-	-	-	-	-
11. Kool	0.3	0.4	0.2	0.2	-	0.5	-	0.4	-	0.4	-	-	0.8	-	-	-
12. Marlboro	64.2	61.2	67.4	67.7	8.6	61.9	63.1	72.3	47.4	60.7	72.5	83.3	56.5	63.5	68.5	43.7
13. Merit	-	-	-	-	-	-	-	-	-	-	-	-	-	-	-	-
14. Misty	-	-	-	-	-	-	-	-	-	-	-	-	-	-	-	-
15. Monarch	-	-	-	-	-	-	-	-	-	-	-	-	-	-	-	-
16. More	-	-	-	-	-	-	-	-	-	-	-	-	-	-	-	-
17. Newport	12.3	12.2	12.4	9.0	80.3	18.9	7.2	14.2	9.4	11.9	13.5	7.9	19.3	11.6	7.7	6.1
18. Pall Mall	-	-	-	-	-	-	-	-	-	-	-	-	-	-	-	-
19. Parliament	3.0	2.7	3.4	3.7	-	12.0	2.8	0.1	-	4.3	-	0.4	6.2	1.7	1.6	3.4
20. Salem	*	0.1	-	0.1	-	0.3	-	-	-	0.1	-	-	-	-	0.1	-
21. Vantage	-	-	-	-	-	-	-	-	-	-	-	-	-	-	-	-
22. Virginia Slims	-	-	-	-	-	-	-	-	-	-	-	-	-	-	-	-
23. Winston	0.9	1.4	0.4	1.1	-	-	0.8	1.7	-	0.9	0.5	-	0.4	2.1	1.1	-
24. Other	2.5	3.7	1.6	1.4	3.7	3.3	2.5	1.4	4.4	3.0	1.3	3.4	0.7	2.0	3.8	2.9
25. No usual brand	2.9	4.0	2.1	2.9	2.9	0.7	3.8	2.2	6.0	3.0	2.8	1.7	2.8	2.4	3.1	8.9
<i>Item 30065 Subject A011</i>	<i>N†</i>	667	299	347	542	23	118	201	256	92	470	188	74	213	119	227
E03: There has been talk about shortages of energy, food, and raw materials in this country. Do you think that in the coming years we will have plenty to meet our needs, a sufficient amount, or will we have to consume less?																
1. Plenty to meet our needs	19.9	27.9	12.6	21.0	16.6	19.3	21.6	20.4	17.2	19.4	21.2	20.5	19.1	19.3	19.5	20.9
2. A sufficient amount	54.9	52.5	56.9	54.9	55.6	58.0	54.2	54.3	54.1	55.2	55.4	55.5	56.6	55.0	52.3	38.2
3. Will have to consume less	25.2	19.6	30.5	24.0	27.8	22.7	24.2	25.2	28.7	25.4	23.4	24.0	24.3	25.6	28.2	40.9
<i>Item 9750 Subject F05</i>	<i>N</i>	2007	937	1011	1424	223	353	544	703	406	1532	426	880	473	247	349
E04: The questions in this section deal with population problems. How much do you agree or disagree with each statement?																
E04A: Our government should help other countries to control their population																
1. Disagree	28.3	33.1	24.0	29.9	26.1	24.3	30.4	29.3	27.5	27.6	30.6	27.0	25.8	27.9	35.1	37.6
2. Mostly disagree	16.8	16.6	17.1	17.6	13.8	18.3	19.9	15.0	14.8	17.0	16.8	18.3	16.1	17.3	14.0	12.9
3. Neither	30.4	26.2	34.2	29.9	27.4	30.6	29.6	28.1	35.1	31.0	28.8	28.4	32.6	33.3	30.6	27.8
4. Mostly agree	15.5	14.8	16.5	14.8	18.4	19.1	12.4	16.2	15.5	16.0	13.7	17.5	17.8	11.1	11.1	13.7
5. Agree	8.9	9.4	8.2	7.8	14.3	7.7	7.8	11.5	7.1	8.3	10.1	8.7	7.7	10.3	9.3	7.9
<i>Item 9760 Subject E01, H02</i>	<i>N</i>	2042	952	1027	1439	237	358	550	721	414	1551	445	900	487	247	351
E04B: Governments should avoid making policy about population and let the individual decide																
1. Disagree	13.9	16.5	11.4	12.9	18.8	10.8	12.4	15.7	15.6	12.1	19.2	12.5	12.6	15.6	16.5	23.8
2. Mostly disagree	16.8	17.8	16.1	17.3	12.7	17.6	16.9	16.0	17.5	17.8	14.1	17.9	16.9	16.4	14.3	18.3
3. Neither	34.2	32.9	35.4	34.6	34.1	36.6	30.9	34.9	35.2	34.5	33.9	30.9	39.2	35.3	35.1	34.9
4. Mostly agree	23.5	20.6	26.3	23.9	21.0	24.2	26.2	21.6	22.5	25.1	18.2	25.3	22.2	25.3	21.0	11.4
5. Agree	11.6	12.1	10.9	11.3	13.5	10.7	13.5	11.9	9.2	10.5	14.6	13.4	9.0	7.4	13.1	11.6
<i>Item 9770 Subject E01, H02</i>	<i>N</i>	2029	948	1021	1431	232	355	546	712	416	1541	443	891	484	247	348

* = less than .05 percent. † = excludes respondents for whom question was inappropriate.

MONITORING THE FUTURE

QUESTIONNAIRE FORM 3 1999	TOTAL	SEX		RACE		REGION				COLLEGE PLANS?		ILLICIT DRUG USE: LIFETIME					
		M	F	White	Black	NE	NC	S	W	Yes	No	None	Mari- juana Only	Few Pills	More Pills	Any Her- oin	
<i>N (Weighted No. of Cases):</i>	2357	1079	1159	1594	297	437	603	865	452	1698	506	994	571	283	410	47	
<i>% of Weighted Total:</i>	100.0	45.8	49.2	67.6	12.6	18.5	25.6	36.7	19.2	72.0	21.5	42.2	24.2	12.0	17.4	2.0	
E04C: I feel strongly enough about preventing overpopulation that I'd be willing to limit my family to two children																	
1. Disagree	24.8	25.7	23.8	24.2	28.4	24.9	22.6	27.4	23.0	25.5	22.3	23.3	26.1	24.2	25.4	39.3	
2. Mostly disagree	12.2	11.2	13.3	13.3	6.5	10.9	15.5	10.2	12.4	13.5	9.0	13.3	12.2	13.1	9.8	10.0	
3. Neither	32.6	29.4	35.0	32.5	33.8	34.1	33.4	29.2	36.4	32.7	32.1	31.2	34.2	35.5	32.8	20.2	
4. Mostly agree	14.4	15.2	13.7	14.6	15.0	16.8	12.7	15.9	12.0	14.2	15.4	15.4	14.1	13.9	13.8	8.1	
5. Agree	16.0	18.4	14.1	15.4	16.2	13.3	15.8	17.3	16.2	14.2	21.3	16.8	13.3	13.3	18.2	22.4	
<i>Item 9780 Subject E01</i>	<i>N</i>	<i>2023</i>	<i>948</i>	<i>1018</i>	<i>1430</i>	<i>230</i>	<i>353</i>	<i>541</i>	<i>713</i>	<i>415</i>	<i>1535</i>	<i>443</i>	<i>892</i>	<i>483</i>	<i>244</i>	<i>346</i>	<i>40</i>
E05: How important is each of the following for being looked up to or having high status in your school?																	
E05A: Coming from the right family																	
1. No importance	16.5	17.1	16.0	13.8	20.9	17.2	14.2	14.5	22.3	15.5	20.3	15.6	15.5	14.9	20.8	21.9	
2. Little importance	19.6	21.7	18.1	21.2	14.6	21.7	16.9	19.5	21.4	21.1	15.6	20.4	18.7	22.1	16.6	24.3	
3. Moderate importance	28.7	26.4	31.1	31.2	17.0	26.2	31.9	27.1	29.2	28.5	30.2	29.7	29.9	25.7	27.7	19.2	
4. Great importance	17.5	16.4	18.0	17.2	21.1	18.6	19.8	16.8	14.6	18.1	14.2	17.1	20.7	19.0	13.2	15.2	
5. Very great importance	17.8	18.4	16.8	16.6	26.4	16.2	17.2	22.0	12.6	16.8	19.8	17.2	15.2	18.2	21.7	19.4	
<i>Item 13580 Subject B04</i>	<i>N</i>	<i>2017</i>	<i>933</i>	<i>1020</i>	<i>1423</i>	<i>233</i>	<i>349</i>	<i>543</i>	<i>715</i>	<i>410</i>	<i>1534</i>	<i>437</i>	<i>879</i>	<i>483</i>	<i>248</i>	<i>348</i>	<i>40</i>
E05B: Being a leader in student activities																	
1. No importance	9.3	10.5	7.6	8.9	8.8	13.4	9.1	7.3	9.6	7.4	16.0	6.8	9.7	8.4	12.6	28.5	
2. Little importance	14.7	13.7	15.8	14.3	15.8	15.5	12.2	15.8	15.6	14.2	16.5	12.5	16.0	16.1	17.1	18.3	
3. Moderate importance	33.5	33.4	34.4	34.9	21.7	33.7	35.7	29.5	37.6	34.3	29.5	36.0	33.8	35.2	28.6	11.4	
4. Great importance	26.6	27.4	25.5	26.9	27.5	23.7	27.6	28.6	24.4	27.8	24.3	29.0	24.1	27.3	25.1	22.2	
5. Very great importance	15.8	15.1	16.7	15.0	26.1	13.8	15.4	18.9	12.8	16.3	13.7	15.7	16.4	12.9	16.6	19.6	
<i>Item 13590 Subject B04, M05</i>	<i>N</i>	<i>2018</i>	<i>932</i>	<i>1021</i>	<i>1422</i>	<i>233</i>	<i>349</i>	<i>544</i>	<i>714</i>	<i>410</i>	<i>1533</i>	<i>438</i>	<i>879</i>	<i>482</i>	<i>249</i>	<i>348</i>	<i>41</i>
E05C: Having a nice car																	
1. No importance	16.8	14.7	18.2	12.9	27.7	18.4	14.2	17.5	17.8	16.0	17.7	16.7	13.3	19.4	16.6	38.1	
2. Little importance	23.2	22.1	24.5	24.8	16.8	26.6	25.8	21.0	20.7	24.5	19.3	25.5	27.7	20.3	15.4	10.4	
3. Moderate importance	31.1	32.5	30.3	32.7	26.6	32.3	31.5	29.3	32.5	31.8	29.1	32.4	32.5	28.7	29.2	13.7	
4. Great importance	16.9	17.5	16.2	18.1	13.5	12.9	18.2	17.8	16.8	17.5	15.2	14.0	15.2	20.5	24.3	20.7	
5. Very great importance	12.1	13.2	10.9	11.5	15.3	9.8	10.3	14.4	12.2	10.2	18.7	11.5	11.3	11.1	14.6	17.1	
<i>Item 13600 Subject B04, F01</i>	<i>N</i>	<i>2017</i>	<i>932</i>	<i>1020</i>	<i>1423</i>	<i>233</i>	<i>349</i>	<i>544</i>	<i>715</i>	<i>409</i>	<i>1533</i>	<i>438</i>	<i>879</i>	<i>483</i>	<i>249</i>	<i>347</i>	<i>41</i>
E05D: Getting good grades																	
1. No importance	7.5	9.3	5.5	7.8	5.1	8.6	6.9	7.7	7.1	6.0	12.9	5.7	7.6	7.7	9.9	23.3	
2. Little importance	14.6	15.5	13.8	16.7	6.4	19.6	12.1	14.3	14.1	14.5	16.1	13.8	13.2	13.7	18.3	21.7	
3. Moderate importance	30.7	30.9	31.2	36.4	11.1	32.6	33.0	27.6	31.6	31.8	28.7	31.9	27.4	33.6	30.8	33.1	
4. Great importance	27.4	27.2	28.0	25.3	34.1	22.2	31.4	26.0	29.3	28.0	24.9	27.0	30.3	25.0	26.5	20.1	
5. Very great importance	19.7	17.1	21.4	13.9	43.3	17.1	16.5	24.4	17.9	19.7	17.4	21.6	21.4	20.0	14.5	1.7	
<i>Item 13610 Subject B04</i>	<i>N</i>	<i>2008</i>	<i>927</i>	<i>1016</i>	<i>1415</i>	<i>232</i>	<i>349</i>	<i>541</i>	<i>710</i>	<i>408</i>	<i>1527</i>	<i>435</i>	<i>873</i>	<i>481</i>	<i>248</i>	<i>348</i>	<i>40</i>
E05E: Being a good athlete																	
1. No importance	9.7	8.5	9.8	8.3	13.4	7.9	10.3	10.6	9.1	7.2	17.8	9.4	9.0	9.0	10.1	17.8	
2. Little importance	11.2	9.0	13.8	10.7	10.9	11.8	9.3	11.8	11.9	10.3	12.5	11.3	11.5	10.0	10.9	17.3	
3. Moderate importance	25.9	27.1	24.7	26.7	20.8	31.0	29.2	22.8	22.3	26.3	25.6	25.9	26.5	26.7	26.5	5.7	
4. Great importance	29.0	32.8	26.0	30.1	26.2	29.9	27.5	28.6	30.9	31.3	21.8	27.6	32.4	25.9	30.2	38.5	
5. Very great importance	24.2	22.7	25.7	24.2	28.8	19.4	23.7	26.1	25.8	24.9	22.2	25.8	20.6	28.5	22.2	20.7	
<i>Item 13620 Subject B04</i>	<i>N</i>	<i>2002</i>	<i>924</i>	<i>1015</i>	<i>1411</i>	<i>232</i>	<i>349</i>	<i>534</i>	<i>710</i>	<i>409</i>	<i>1525</i>	<i>430</i>	<i>875</i>	<i>479</i>	<i>248</i>	<i>341</i>	<i>41</i>
E05F: Knowing a lot about intellectual matters																	
1. No importance	9.9	11.1	8.7	10.8	8.1	12.1	9.4	9.8	9.1	8.3	15.5	9.6	8.6	9.3	10.4	26.1	
2. Little importance	25.9	23.9	27.9	28.8	14.3	31.9	24.5	24.2	25.4	27.6	21.4	25.6	20.8	31.2	29.8	32.2	
3. Moderate importance	35.3	34.1	36.8	36.0	31.5	31.5	38.3	33.7	37.2	35.3	36.2	34.2	39.4	37.0	33.9	16.7	
4. Great importance	17.9	20.8	15.0	17.0	21.6	16.1	18.2	17.9	19.3	18.3	15.4	19.0	19.5	13.6	15.1	23.3	
5. Very great importance	11.0	10.1	11.6	7.4	24.5	8.5	9.6	14.4	9.0	10.6	11.5	11.5	11.7	9.0	10.8	1.7	
<i>Item 13630 Subject B04</i>	<i>N</i>	<i>2015</i>	<i>929</i>	<i>1021</i>	<i>1422</i>	<i>232</i>	<i>350</i>	<i>542</i>	<i>714</i>	<i>409</i>	<i>1530</i>	<i>439</i>	<i>878</i>	<i>481</i>	<i>249</i>	<i>348</i>	<i>40</i>

DESCRIPTIVE RESULTS: 1999

151

QUESTIONNAIRE FORM 3 1999	TOTAL	SEX		RACE		REGION				COLLEGE PLANS?		ILLICIT DRUG USE: LIFETIME				
		M	F	White	Black	NE	NC	S	W	Yes	No	None	Mari- juana Only	Few Pills	More Pills	Any Her- oin
<i>N (Weighted No. of Cases):</i> <i>% of Weighted Total:</i>	2357 100.0	1079 45.8	1159 49.2	1594 67.6	297 12.6	437 18.5	603 25.6	865 36.7	452 19.2	1698 72.0	506 21.5	994 42.2	571 24.2	283 12.0	410 17.4	47 2.0
E05G: Planning to go to college																
1. No importance	11.5	14.2	8.8	12.4	9.4	14.4	11.4	11.2	9.5	9.4	18.7	10.8	10.2	11.4	12.8	26.8
2. Little importance	15.2	15.4	15.5	17.6	7.7	16.3	16.3	13.3	16.2	15.6	14.7	14.3	13.3	16.9	17.7	25.1
3. Moderate importance	25.8	26.6	25.3	28.3	14.3	28.8	28.9	22.9	24.4	25.3	27.3	27.1	25.7	27.7	24.0	8.7
4. Great importance	22.1	21.0	23.3	22.2	22.8	15.2	24.7	22.1	24.6	23.4	18.9	22.3	21.5	20.1	24.4	23.7
5. Very great importance	25.3	22.8	27.2	19.5	45.7	25.3	18.7	30.5	25.3	26.3	20.4	25.5	29.4	23.9	21.1	15.6
<i>Item 13640 Subject B04</i>	<i>N 2011</i>	<i>928</i>	<i>1018</i>	<i>1420</i>	<i>230</i>	<i>350</i>	<i>541</i>	<i>711</i>	<i>409</i>	<i>1528</i>	<i>434</i>	<i>880</i>	<i>480</i>	<i>248</i>	<i>343</i>	<i>41</i>
E06: How about using drugs (other than marijuana or alcohol)--does that cause a student to be looked up to or looked down on?																
E06A: Among the majority of students in my school, such drug use is . . .																
1. Looked down on a lot	17.4	18.6	16.5	15.9	27.1	10.9	17.6	20.5	17.3	17.7	15.5	19.5	17.5	17.9	13.6	4.0
2. Looked down on some	19.5	19.4	19.5	21.1	14.6	20.3	20.7	19.1	18.1	21.3	13.2	21.7	16.8	24.9	14.2	19.2
3. Neither, or mixed	52.4	51.0	54.0	52.6	46.9	57.7	51.9	47.9	56.1	51.9	54.8	49.6	54.6	49.7	55.9	62.7
4. Looked up to some	8.6	8.4	8.8	8.5	9.7	9.2	8.0	9.7	7.0	7.5	12.9	7.8	9.3	5.7	12.7	3.5
5. Looked up to a lot	2.1	2.6	1.2	1.9	1.8	1.8	1.8	2.7	1.5	1.6	3.6	1.3	1.9	1.8	3.6	10.7
<i>Item 13650 Subject A12b</i>	<i>N 1992</i>	<i>926</i>	<i>1003</i>	<i>1417</i>	<i>224</i>	<i>341</i>	<i>537</i>	<i>707</i>	<i>407</i>	<i>1515</i>	<i>431</i>	<i>873</i>	<i>477</i>	<i>247</i>	<i>340</i>	<i>37</i>
E06B: Among my own group of friends, such drug use is . . .																
1. Looked down on a lot	35.3	33.3	37.0	34.9	40.5	30.4	38.0	35.6	35.0	37.4	26.2	50.5	29.6	31.0	12.3	3.6
2. Looked down on some	15.6	15.8	15.6	16.1	16.2	14.2	15.4	16.7	15.1	16.0	14.4	17.8	17.8	11.7	11.1	6.4
3. Neither, or mixed	40.3	41.2	39.4	40.3	35.1	47.6	35.8	39.1	42.3	39.1	45.6	28.4	44.8	47.2	55.9	53.9
4. Looked up to some	5.8	6.0	5.7	5.8	4.7	6.3	6.7	5.5	4.9	4.7	10.5	2.6	6.0	6.2	13.2	13.4
5. Looked up to a lot	3.0	3.7	2.3	2.9	3.5	1.6	4.1	3.0	2.7	2.9	3.3	0.8	1.9	3.9	7.4	22.8
<i>Item 13660 Subject A12b</i>	<i>N 1979</i>	<i>922</i>	<i>995</i>	<i>1409</i>	<i>222</i>	<i>335</i>	<i>538</i>	<i>703</i>	<i>403</i>	<i>1508</i>	<i>426</i>	<i>865</i>	<i>477</i>	<i>244</i>	<i>338</i>	<i>37</i>
E06C: My own feeling about such drug use is that . . .																
1. I look down on it a lot	49.0	46.6	50.9	49.7	53.1	46.7	50.2	49.1	49.1	50.9	41.1	68.9	41.3	44.1	18.3	5.3
2. I look down on it some	16.3	16.4	16.6	16.6	15.2	13.9	15.6	17.7	17.0	16.6	15.7	12.4	19.3	21.8	17.8	19.4
3. Neither, or mixed	30.3	31.9	28.8	29.3	27.9	36.7	27.8	29.3	30.2	28.8	37.0	17.4	36.8	30.8	50.6	51.9
4. I look up to it some	2.2	2.2	2.4	2.4	2.0	1.8	3.7	1.8	1.5	2.1	2.3	0.9	1.6	1.9	6.3	2.5
5. I look up to it a lot	2.1	2.8	1.2	2.0	1.7	0.9	2.7	2.2	2.2	1.7	3.8	0.3	0.9	1.4	7.0	20.9
<i>Item 13670 Subject A11c</i>	<i>N 1976</i>	<i>919</i>	<i>994</i>	<i>1406</i>	<i>224</i>	<i>334</i>	<i>538</i>	<i>703</i>	<i>402</i>	<i>1504</i>	<i>425</i>	<i>865</i>	<i>474</i>	<i>244</i>	<i>338</i>	<i>37</i>
E07: About how many hours a week do you spend using a computer . . .																
E07A: . . . doing school work?																
1. None	18.8	20.8	16.7	17.2	27.4	13.9	15.0	26.2	14.9	15.0	31.8	15.4	18.5	17.5	26.1	40.0
2. Less than 1 hour	24.3	27.3	21.9	26.2	17.7	27.8	24.3	22.3	24.8	24.4	24.3	24.5	22.6	25.1	25.4	34.3
3. 1-2 hours	29.6	25.6	33.1	30.2	26.4	30.4	31.7	26.1	32.4	31.4	23.7	30.6	32.7	34.3	20.9	13.1
4. 3-5 hours	17.7	17.2	18.2	17.9	16.9	19.9	18.0	16.5	17.5	19.5	11.3	17.8	19.2	15.2	17.7	10.4
5. 6-9 hours	5.8	5.0	6.5	5.3	5.7	4.5	6.4	5.2	7.2	6.0	5.2	7.2	3.9	4.3	6.7	2.2
6. 10-19 hours	2.0	1.5	2.4	1.5	3.5	1.3	2.1	2.2	2.0	2.2	0.7	1.6	2.3	0.9	2.6	-
7. 20 or more	1.8	2.5	1.2	1.7	2.4	2.1	2.5	1.5	1.3	1.4	3.0	2.8	0.8	2.6	0.5	-
<i>Item 29930 Subject B01, C09</i>	<i>N 2001</i>	<i>926</i>	<i>1013</i>	<i>1415</i>	<i>227</i>	<i>341</i>	<i>535</i>	<i>713</i>	<i>412</i>	<i>1523</i>	<i>430</i>	<i>881</i>	<i>479</i>	<i>244</i>	<i>341</i>	<i>37</i>
E07B: . . . at your job, if you have one?																
1. None	70.7	71.1	71.0	71.5	68.6	73.5	67.4	70.2	73.4	71.2	68.6	71.9	73.5	65.1	67.2	74.6
2. Less than 1 hour	8.3	8.6	7.5	7.7	9.2	5.5	9.9	9.2	6.6	8.1	9.2	8.5	7.4	10.7	7.6	9.0
3. 1-2 hours	5.4	4.9	5.6	5.5	3.7	5.1	6.3	5.2	4.8	5.2	6.5	5.9	4.8	6.5	4.1	6.6
4. 3-5 hours	3.5	3.8	3.3	3.1	5.6	4.2	3.2	3.8	3.0	3.6	2.9	2.9	3.5	2.5	5.7	2.1
5. 6-9 hours	3.4	3.0	3.6	2.8	3.7	2.6	4.4	2.6	3.9	3.9	1.3	3.6	3.8	3.7	2.2	-
6. 10-19 hours	3.9	3.6	4.1	4.2	1.9	4.6	4.0	3.2	4.3	4.2	2.9	3.3	2.3	4.8	7.1	4.8
7. 20 or more	4.9	4.9	4.9	5.2	7.3	4.6	4.8	5.7	4.0	3.8	8.6	3.9	4.7	6.8	6.1	3.0
<i>Item 29940 Subject C01, C09</i>	<i>N 1910</i>	<i>886</i>	<i>964</i>	<i>1352</i>	<i>221</i>	<i>315</i>	<i>509</i>	<i>686</i>	<i>400</i>	<i>1445</i>	<i>424</i>	<i>828</i>	<i>461</i>	<i>234</i>	<i>331</i>	<i>37</i>

QUESTIONNAIRE FORM 3 1999	TOTAL	SEX		RACE		REGION				COLLEGE PLANS?		ILLICIT DRUG USE: LIFETIME				
		M	F	White	Black	NE	NC	S	W	Yes	No	None	Mari- juana Only	Few Pills	More Pills	Any Her- oin
<i>N (Weighted No. of Cases):</i>	2357	1079	1159	1594	297	437	603	865	452	1698	506	994	571	283	410	47
<i>% of Weighted Total:</i>	100.0	45.8	49.2	67.6	12.6	18.5	25.6	36.7	19.2	72.0	21.5	42.2	24.2	12.0	17.4	2.0
E07C: . . . doing other things?																
1. None	18.0	18.0	17.7	15.2	30.8	16.6	16.2	22.0	14.6	14.8	28.2	15.4	21.9	17.3	20.2	11.1
2. Less than 1 hour	19.0	17.5	20.6	19.1	16.9	17.6	19.5	17.9	21.7	18.1	22.5	17.5	18.8	23.6	20.5	15.7
3. 1-2 hours	23.0	17.4	28.5	23.8	22.0	19.4	25.2	21.7	25.5	24.6	17.9	25.4	24.1	17.0	19.6	28.5
4. 3-5 hours	20.0	20.9	19.2	21.4	14.0	21.5	21.6	18.1	20.1	21.1	16.3	22.2	17.3	19.6	19.2	17.9
5. 6-9 hours	9.4	12.0	7.1	10.1	6.6	12.4	7.7	9.5	8.8	10.5	5.9	7.9	10.4	9.1	11.4	11.8
6. 10-19 hours	4.9	6.0	3.8	4.9	2.8	4.0	5.6	4.7	5.3	5.2	3.7	4.2	4.1	8.6	4.9	11.3
7. 20 or more	5.6	8.2	3.0	5.6	6.8	8.6	4.2	6.2	4.0	5.6	5.4	7.5	3.5	4.8	4.3	3.7
<i>Item 29950 Subject C07, C09</i>	<i>N 1991</i>	<i>923</i>	<i>1005</i>	<i>1407</i>	<i>225</i>	<i>336</i>	<i>532</i>	<i>713</i>	<i>410</i>	<i>1517</i>	<i>427</i>	<i>872</i>	<i>477</i>	<i>244</i>	<i>342</i>	<i>37</i>
E08: The next questions are about some things which may have happened TO YOU while you were at school (inside or outside or in a school bus).																
During the LAST 12 MONTHS, how often . . .																
E08A: Has something of yours (worth under \$50) been stolen?																
1. Not at all	66.3	63.9	69.4	67.0	67.6	68.4	66.8	64.6	66.6	65.0	71.4	72.9	69.5	57.0	53.6	51.8
2. Once	22.0	22.1	21.1	21.4	21.9	20.9	21.3	23.2	21.9	23.7	16.7	19.0	20.2	26.2	28.4	32.6
3. Twice	7.0	7.4	6.6	6.5	7.2	3.9	7.7	7.4	7.8	6.8	7.1	5.0	6.5	8.6	10.5	7.1
4. 3 or 4 times	3.2	4.3	2.0	3.4	2.8	4.2	2.5	3.4	3.1	3.1	3.3	1.9	3.3	6.2	4.1	4.2
5. 5 or more times	1.5	2.3	0.8	1.7	0.6	2.6	1.7	1.4	0.6	1.5	1.5	1.2	0.5	1.9	3.4	4.3
<i>Item 9871 Subject B07, S03</i>	<i>N 2022</i>	<i>937</i>	<i>1010</i>	<i>1422</i>	<i>231</i>	<i>339</i>	<i>536</i>	<i>726</i>	<i>420</i>	<i>1518</i>	<i>441</i>	<i>887</i>	<i>482</i>	<i>247</i>	<i>342</i>	<i>37</i>
E08B: Has something of yours (worth over \$50) been stolen?																
1. Not at all	80.0	76.6	83.7	81.0	78.4	81.1	80.0	78.2	82.0	80.6	79.8	85.1	80.4	77.9	70.8	73.8
2. Once	14.3	16.0	12.5	13.8	15.1	15.2	14.1	15.2	12.2	14.1	15.1	12.3	13.5	16.6	19.1	6.5
3. Twice	4.3	5.3	3.3	4.4	3.4	2.5	4.7	4.9	4.0	4.1	3.4	2.1	3.6	3.9	9.4	10.4
4. 3 or 4 times	1.0	1.3	0.3	0.8	1.7	0.5	0.9	1.3	0.9	0.9	0.8	0.2	1.6	1.6	0.4	9.3
5. 5 or more times	0.5	0.8	0.2	0.1	1.4	0.7	0.3	0.4	0.9	0.3	0.9	0.3	0.9	-	0.3	-
<i>Item 9872 Subject B07, S03</i>	<i>N 2020</i>	<i>935</i>	<i>1010</i>	<i>1420</i>	<i>231</i>	<i>339</i>	<i>535</i>	<i>726</i>	<i>420</i>	<i>1516</i>	<i>441</i>	<i>885</i>	<i>482</i>	<i>247</i>	<i>342</i>	<i>37</i>
E08C: Has someone deliberately damaged your property (your car, clothing, etc.)?																
1. Not at all	74.4	67.6	81.0	73.3	78.5	71.3	72.9	75.8	76.3	74.8	72.1	78.7	75.8	69.4	66.4	64.5
2. Once	17.7	22.6	13.2	18.1	16.5	18.9	18.9	17.2	16.1	17.4	18.8	16.0	16.1	21.0	20.8	24.8
3. Twice	4.9	6.7	3.1	5.3	3.3	5.5	4.6	4.7	5.3	5.1	4.8	3.6	5.5	5.6	7.1	4.1
4. 3 or 4 times	2.1	2.2	1.7	2.1	1.7	1.8	2.4	2.0	2.1	2.0	2.4	1.1	1.9	3.0	3.7	6.6
5. 5 or more times	0.9	1.0	1.0	1.1	-	2.4	1.4	0.3	0.2	0.7	1.9	0.7	0.7	1.0	2.0	-
<i>Item 9873 Subject B07, S03</i>	<i>N 2012</i>	<i>932</i>	<i>1007</i>	<i>1416</i>	<i>231</i>	<i>337</i>	<i>533</i>	<i>725</i>	<i>418</i>	<i>1510</i>	<i>440</i>	<i>884</i>	<i>479</i>	<i>247</i>	<i>341</i>	<i>36</i>
E08D: Has someone injured you with a weapon (like a knife, gun, or club)?																
1. Not at all	95.3	93.2	97.5	95.8	96.1	94.7	95.8	95.6	94.9	96.8	91.4	97.7	97.1	97.0	89.3	72.8
2. Once	2.7	4.0	1.3	2.8	2.6	3.0	2.7	3.0	2.2	1.7	5.5	1.6	1.6	0.3	7.6	7.9
3. Twice	0.9	1.1	0.7	0.9	1.1	1.7	0.7	0.9	0.5	0.6	1.8	0.2	0.3	2.1	2.7	-
4. 3 or 4 times	0.7	0.9	0.5	0.3	-	0.2	0.8	0.1	1.9	0.7	0.5	0.2	1.1	0.5	0.2	8.8
5. 5 or more times	0.4	0.8	-	0.2	0.1	0.5	0.1	0.5	0.4	0.2	0.8	0.3	-	0.1	0.2	10.5
<i>Item 9874 Subject B07, S03</i>	<i>N 2013</i>	<i>929</i>	<i>1009</i>	<i>1416</i>	<i>231</i>	<i>337</i>	<i>533</i>	<i>725</i>	<i>418</i>	<i>1509</i>	<i>440</i>	<i>885</i>	<i>478</i>	<i>246</i>	<i>341</i>	<i>36</i>
E08E: Has someone threatened you with a weapon, but not actually injured you?																
1. Not at all	87.5	83.2	92.2	88.3	89.0	90.8	89.2	85.3	86.8	88.9	83.5	93.6	87.7	83.0	79.3	62.2
2. Once	8.1	10.7	5.3	7.3	7.8	6.2	6.7	9.5	8.9	7.4	11.0	4.5	9.3	12.6	10.2	18.8
3. Twice	2.3	2.7	1.7	2.3	2.2	1.6	2.4	2.5	2.2	1.9	3.0	0.9	1.5	3.2	5.9	-
4. 3 or 4 times	1.2	1.7	0.6	1.3	0.5	0.7	1.1	1.6	1.2	1.2	1.5	0.6	0.9	0.6	3.1	6.9
5. 5 or more times	0.8	1.7	0.2	0.7	0.6	0.6	0.7	1.1	0.9	0.7	1.0	0.4	0.6	0.6	1.4	12.1
<i>Item 9875 Subject B07, S03</i>	<i>N 2014</i>	<i>932</i>	<i>1008</i>	<i>1417</i>	<i>231</i>	<i>337</i>	<i>534</i>	<i>725</i>	<i>418</i>	<i>1511</i>	<i>440</i>	<i>885</i>	<i>479</i>	<i>246</i>	<i>341</i>	<i>37</i>

QUESTIONNAIRE FORM 3 1999	TOTAL	SEX		RACE		REGION				COLLEGE PLANS?		ILLICIT DRUG USE: LIFETIME				
		M	F	White	Black	NE	NC	S	W	Yes	No	None	Mari- juana Only	Few Pills	More Pills	Any Her- oin
<i>N (Weighted No. of Cases):</i>	2357	1079	1159	1594	297	437	603	865	452	1698	506	994	571	283	410	47
<i>% of Weighted Total:</i>	100.0	45.8	49.2	67.6	12.6	18.5	25.6	36.7	19.2	72.0	21.5	42.2	24.2	12.0	17.4	2.0
E08F: Has someone injured you on purpose without using a weapon?																
1. Not at all	89.7	87.7	91.9	89.2	95.6	87.2	90.8	89.8	89.9	90.2	88.4	93.8	91.5	85.8	82.4	66.7
2. Once	6.0	7.4	4.5	6.7	2.7	8.5	6.0	5.2	5.4	5.3	8.0	3.4	5.5	10.3	9.9	7.6
3. Twice	2.0	2.4	1.7	2.0	1.6	1.3	1.2	2.9	2.3	2.4	1.0	1.5	1.8	2.6	2.3	13.7
4. 3 or 4 times	1.3	1.2	1.1	1.1	-	2.0	1.4	0.9	1.2	1.2	1.6	1.1	0.7	-	3.0	1.5
5. 5 or more times	1.0	1.3	0.7	0.9	0.1	0.9	0.6	1.1	1.3	0.9	1.0	0.2	0.6	1.3	2.5	10.5
<i>Item 9876 Subject B07, S03</i>	<i>N 2007</i>	<i>931</i>	<i>1002</i>	<i>1415</i>	<i>228</i>	<i>336</i>	<i>533</i>	<i>720</i>	<i>418</i>	<i>1505</i>	<i>439</i>	<i>884</i>	<i>476</i>	<i>243</i>	<i>341</i>	<i>36</i>
E08G: Has an unarmed person threatened you with injury, but not actually injured you?																
1. Not at all	77.5	72.2	83.0	77.1	80.3	75.1	79.4	77.5	76.9	77.6	77.6	84.3	78.5	72.2	67.1	37.5
2. Once	11.5	12.0	10.7	11.6	11.3	11.2	10.9	12.6	10.5	11.2	12.7	8.5	11.7	15.5	14.6	20.9
3. Twice	4.5	5.3	3.6	4.9	3.8	4.2	4.3	4.7	4.8	4.5	4.3	2.4	4.9	5.0	8.9	3.7
4. 3 or 4 times	2.7	4.0	1.5	2.6	1.7	3.4	2.2	2.4	3.1	3.0	1.3	2.6	2.9	0.5	4.0	6.0
5. 5 or more times	3.8	6.5	1.2	3.8	2.8	6.2	3.1	2.8	4.7	3.7	4.2	2.2	2.0	6.9	5.3	31.9
<i>Item 9877 Subject B07, S03</i>	<i>N 2008</i>	<i>931</i>	<i>1003</i>	<i>1414</i>	<i>228</i>	<i>336</i>	<i>532</i>	<i>721</i>	<i>418</i>	<i>1507</i>	<i>438</i>	<i>883</i>	<i>477</i>	<i>244</i>	<i>340</i>	<i>37</i>
E09: Looking toward the future, how important would it be for you to have each of the following things?																
E09A: At least one car																
1. Not important	2.8	4.0	1.7	1.9	6.7	3.3	2.3	3.2	2.3	2.3	4.8	3.0	2.4	1.0	3.2	8.8
2. Somewhat important	11.1	11.0	11.4	9.3	17.6	12.5	9.2	10.6	13.5	10.1	14.7	11.9	9.8	9.4	11.0	14.7
3. Quite important	32.2	30.2	33.9	33.5	32.1	32.0	34.7	33.0	27.6	32.6	31.7	33.4	33.2	33.6	27.5	33.1
4. Extremely important	53.9	54.9	53.0	55.3	43.6	52.2	53.8	53.1	56.6	55.1	48.8	51.7	54.6	56.0	58.2	43.5
<i>Item 13835 Subject F01</i>	<i>N 1991</i>	<i>924</i>	<i>998</i>	<i>1407</i>	<i>229</i>	<i>332</i>	<i>529</i>	<i>719</i>	<i>410</i>	<i>1493</i>	<i>439</i>	<i>876</i>	<i>474</i>	<i>241</i>	<i>340</i>	<i>36</i>
E09B: At least two cars																
1. Not important	36.2	31.6	40.9	31.8	52.7	37.8	29.7	37.9	40.2	35.2	38.8	37.1	35.2	38.0	36.1	25.7
2. Somewhat important	30.6	29.2	31.5	33.8	21.1	31.8	35.0	28.1	28.1	31.2	29.5	32.1	30.2	28.6	27.7	27.4
3. Quite important	20.0	21.7	18.6	21.6	11.6	17.7	22.0	19.0	20.7	21.0	15.1	20.2	20.6	17.5	19.7	19.6
4. Extremely important	13.3	17.5	9.0	12.8	14.7	12.7	13.3	15.0	10.9	12.6	16.6	10.5	14.0	16.0	16.4	27.3
<i>Item 13840 Subject F01</i>	<i>N 1985</i>	<i>922</i>	<i>995</i>	<i>1402</i>	<i>229</i>	<i>331</i>	<i>531</i>	<i>715</i>	<i>408</i>	<i>1486</i>	<i>438</i>	<i>877</i>	<i>471</i>	<i>239</i>	<i>337</i>	<i>37</i>
E09C: A large (full-sized) car																
1. Not important	49.4	41.8	56.5	49.3	51.2	52.1	47.9	51.2	46.1	48.4	52.3	48.2	51.7	55.5	47.2	47.5
2. Somewhat important	28.7	29.9	27.5	29.2	27.1	28.1	31.8	27.5	27.1	29.5	26.6	29.5	27.8	31.0	26.7	6.6
3. Quite important	13.0	15.1	11.3	13.0	11.9	12.0	12.0	12.7	15.7	13.8	10.4	14.4	10.7	7.2	14.9	30.3
4. Extremely important	8.9	13.2	4.7	8.6	9.9	7.8	8.3	8.6	11.1	8.3	10.8	7.9	9.7	6.4	11.2	15.7
<i>Item 13850 Subject F01</i>	<i>N 1972</i>	<i>914</i>	<i>989</i>	<i>1396</i>	<i>226</i>	<i>328</i>	<i>527</i>	<i>712</i>	<i>405</i>	<i>1477</i>	<i>434</i>	<i>869</i>	<i>467</i>	<i>238</i>	<i>337</i>	<i>36</i>
E09D: A new car every two or three years																
1. Not important	59.7	51.1	68.0	57.3	68.1	56.3	56.8	60.0	65.9	58.8	62.5	63.9	56.5	62.4	54.4	48.0
2. Somewhat important	24.4	27.5	21.7	26.9	19.3	29.7	27.2	23.3	18.3	25.6	21.8	25.8	24.6	23.7	21.9	13.5
3. Quite important	9.0	13.0	5.2	10.0	6.2	8.7	7.8	10.7	7.9	9.0	8.9	5.5	12.0	7.6	13.0	13.8
4. Extremely important	6.8	8.4	5.0	5.8	6.5	5.2	8.2	6.0	8.0	6.5	6.8	4.8	6.9	6.2	10.6	24.7
<i>Item 13860 Subject F01</i>	<i>N 1976</i>	<i>919</i>	<i>988</i>	<i>1400</i>	<i>227</i>	<i>327</i>	<i>528</i>	<i>715</i>	<i>406</i>	<i>1481</i>	<i>434</i>	<i>874</i>	<i>466</i>	<i>240</i>	<i>335</i>	<i>36</i>
E09E: Clothes in the latest style																
1. Not important	15.7	18.0	13.4	15.9	14.5	14.7	15.7	14.8	18.2	14.7	19.7	16.3	10.4	18.8	17.9	22.8
2. Somewhat important	35.9	34.2	37.3	37.2	32.8	39.2	37.8	34.3	33.3	36.6	34.3	39.7	36.3	30.4	29.5	33.7
3. Quite important	30.4	30.6	30.6	31.3	23.6	29.5	26.9	30.6	35.4	30.7	28.9	29.9	36.7	28.1	26.8	19.1
4. Extremely important	18.0	17.2	18.8	15.6	29.1	16.5	19.6	20.4	13.0	18.0	17.1	14.1	16.6	22.6	25.8	24.4
<i>Item 13870 Subject F01</i>	<i>N 1979</i>	<i>920</i>	<i>990</i>	<i>1400</i>	<i>227</i>	<i>330</i>	<i>527</i>	<i>714</i>	<i>408</i>	<i>1482</i>	<i>436</i>	<i>873</i>	<i>468</i>	<i>240</i>	<i>337</i>	<i>37</i>
E09F: A house of my own (instead of an apartment or condominium)																
1. Not important	11.6	11.0	12.6	10.3	18.0	12.6	10.3	12.8	10.5	10.3	16.0	10.9	11.7	11.3	12.2	22.5
2. Somewhat important	20.3	18.3	22.4	21.2	15.2	21.2	22.6	16.8	22.9	20.6	19.8	22.1	16.6	21.8	21.0	21.1
3. Quite important	29.0	31.2	26.4	31.0	24.0	29.8	29.9	30.9	23.9	29.8	27.5	30.4	29.7	33.0	24.8	8.6
4. Extremely important	39.0	39.5	38.7	37.5	42.8	36.4	37.3	39.5	42.6	39.3	36.7	36.7	42.1	34.0	42.0	47.7
<i>Item 13880 Subject F01</i>	<i>N 1975</i>	<i>919</i>	<i>988</i>	<i>1396</i>	<i>228</i>	<i>327</i>	<i>527</i>	<i>713</i>	<i>409</i>	<i>1482</i>	<i>435</i>	<i>871</i>	<i>466</i>	<i>240</i>	<i>337</i>	<i>37</i>

MONITORING THE FUTURE

QUESTIONNAIRE FORM 3 1999	TOTAL	SEX		RACE		REGION				COLLEGE PLANS?		ILLICIT DRUG USE: LIFETIME				
		M	F	White	Black	NE	NC	S	W	Yes	No	None	Mari- juana Only	Few Pills	More Pills	Any Her- oin
<i>N (Weighted No. of Cases):</i>	2357	1079	1159	1594	297	437	603	865	452	1698	506	994	571	283	410	47
<i>% of Weighted Total:</i>	100.0	45.8	49.2	67.6	12.6	18.5	25.6	36.7	19.2	72.0	21.5	42.2	24.2	12.0	17.4	2.0
E09G: Lots of space around my house, a big yard																
1. Not important	13.1	11.0	15.2	10.5	22.0	11.7	10.2	15.6	13.8	11.9	16.2	11.8	14.5	13.8	13.2	22.5
2. Somewhat important	26.3	25.5	26.8	26.6	28.2	23.0	26.5	27.5	26.7	26.9	25.1	25.9	24.6	33.9	25.7	7.7
3. Quite important	31.0	32.4	30.1	33.6	19.7	34.2	34.9	28.5	27.9	31.6	28.7	33.9	33.0	27.6	25.0	22.4
4. Extremely important	29.6	31.2	27.9	29.4	30.1	31.1	28.4	28.5	31.6	29.6	30.1	28.3	27.8	24.6	36.1	47.4
<i>Item 13890 Subject F01</i>	<i>N 1981</i>	<i>924</i>	<i>989</i>	<i>1401</i>	<i>228</i>	<i>327</i>	<i>529</i>	<i>716</i>	<i>409</i>	<i>1484</i>	<i>434</i>	<i>874</i>	<i>467</i>	<i>241</i>	<i>338</i>	<i>37</i>
E09H: A well-kept garden and lawn																
1. Not important	16.4	16.8	15.7	14.4	21.6	15.1	17.6	18.2	12.5	14.9	21.2	16.3	15.0	15.4	18.8	19.8
2. Somewhat important	32.4	30.0	35.4	34.8	29.3	31.7	33.7	31.5	32.7	32.3	33.5	30.3	35.0	40.9	30.5	17.9
3. Quite important	31.3	32.5	29.6	32.5	23.4	35.5	32.4	27.9	32.3	31.9	28.8	32.8	31.8	32.6	27.6	21.8
4. Extremely important	20.0	20.7	19.4	18.4	25.7	17.6	16.3	22.3	22.5	21.0	16.5	20.6	18.3	11.1	23.1	40.6
<i>Item 13900 Subject F01</i>	<i>N 1974</i>	<i>919</i>	<i>986</i>	<i>1397</i>	<i>227</i>	<i>324</i>	<i>528</i>	<i>713</i>	<i>409</i>	<i>1480</i>	<i>433</i>	<i>871</i>	<i>466</i>	<i>240</i>	<i>336</i>	<i>36</i>
E09I: Major labor-saving appliances (washer, drier, dishwasher, etc.)																
1. Not important	7.1	7.1	6.6	5.6	12.5	8.7	5.4	9.3	4.2	5.6	11.2	6.2	6.8	10.6	7.0	6.7
2. Somewhat important	21.3	22.3	20.9	21.1	24.2	18.8	23.2	21.3	20.7	20.5	24.4	20.1	22.4	19.2	22.2	39.7
3. Quite important	36.2	36.1	35.9	37.7	28.5	40.3	37.8	32.0	38.4	37.5	32.6	38.3	37.1	36.7	32.9	11.8
4. Extremely important	35.4	34.5	36.6	35.6	34.8	32.3	33.5	37.4	36.7	36.4	31.8	35.4	33.6	33.5	37.9	41.8
<i>Item 13910 Subject F01</i>	<i>N 1974</i>	<i>921</i>	<i>984</i>	<i>1396</i>	<i>226</i>	<i>325</i>	<i>528</i>	<i>713</i>	<i>408</i>	<i>1476</i>	<i>435</i>	<i>872</i>	<i>467</i>	<i>237</i>	<i>337</i>	<i>37</i>
E09J: A high-quality stereo																
1. Not important	15.9	11.3	19.9	14.2	23.1	12.2	13.9	18.9	16.0	15.1	18.4	17.9	13.4	14.2	14.2	25.5
2. Somewhat important	35.3	32.9	37.6	37.9	30.3	39.0	36.9	34.2	32.0	36.6	31.0	38.0	33.2	40.2	29.3	17.7
3. Quite important	27.4	29.6	25.5	27.7	23.8	24.7	25.9	27.4	31.9	27.9	26.1	26.5	32.6	23.7	25.4	24.7
4. Extremely important	21.4	26.2	16.9	20.1	22.8	24.2	23.3	19.5	20.1	20.4	24.5	17.5	20.9	21.8	31.1	32.1
<i>Item 13920 Subject F01</i>	<i>N 1970</i>	<i>917</i>	<i>985</i>	<i>1395</i>	<i>226</i>	<i>325</i>	<i>527</i>	<i>712</i>	<i>406</i>	<i>1474</i>	<i>435</i>	<i>869</i>	<i>466</i>	<i>239</i>	<i>337</i>	<i>36</i>
E09K: A vacation house																
1. Not important	51.8	45.5	57.7	52.7	49.1	47.5	56.1	50.6	51.8	51.7	53.9	53.8	45.9	57.8	52.6	41.4
2. Somewhat important	27.9	30.1	26.0	28.8	27.1	30.9	25.8	27.5	28.9	28.5	25.5	28.5	32.0	26.9	22.2	14.5
3. Quite important	10.7	13.1	8.9	10.3	12.3	12.3	7.2	12.7	10.6	10.8	10.1	10.8	12.2	6.4	11.1	14.5
4. Extremely important	9.6	11.3	7.4	8.3	11.6	9.3	10.9	9.2	8.8	9.0	10.5	6.9	9.8	8.9	14.0	29.6
<i>Item 13930 Subject F01</i>	<i>N 1964</i>	<i>917</i>	<i>979</i>	<i>1394</i>	<i>224</i>	<i>325</i>	<i>527</i>	<i>708</i>	<i>404</i>	<i>1472</i>	<i>431</i>	<i>861</i>	<i>465</i>	<i>239</i>	<i>338</i>	<i>37</i>
E09L: A motor-powered, recreational vehicle (powerboat, snowmobile)																
1. Not important	50.0	37.8	62.0	46.9	65.6	50.7	47.4	52.1	49.1	51.9	45.9	53.4	47.9	51.1	45.9	36.7
2. Somewhat important	26.5	27.2	25.4	26.4	23.9	23.0	28.9	25.2	28.4	27.7	22.8	26.9	26.6	26.8	24.1	31.4
3. Quite important	10.8	15.1	6.9	12.2	5.2	13.0	7.6	12.0	11.1	9.9	12.2	9.2	13.8	9.6	12.3	7.1
4. Extremely important	12.7	19.8	5.7	14.4	5.3	13.3	16.1	10.6	11.5	10.5	19.2	10.5	11.7	12.5	17.7	24.7
<i>Item 13940 Subject F01</i>	<i>N 1966</i>	<i>918</i>	<i>980</i>	<i>1391</i>	<i>226</i>	<i>325</i>	<i>523</i>	<i>711</i>	<i>407</i>	<i>1474</i>	<i>433</i>	<i>864</i>	<i>464</i>	<i>239</i>	<i>338</i>	<i>37</i>
E10: When (if ever) did you FIRST do each of the following things? Don't count anything you took because a doctor told you to.																
E10A: Smoke cigarettes on a daily basis																
8. Never	65.9	67.8	64.5	62.2	90.6	64.1	62.9	64.9	73.2	67.7	57.4	91.5	60.0	46.6	27.6	12.4
1. Grade 6 or below	2.9	3.0	2.8	3.0	0.3	3.2	2.7	2.9	3.0	2.1	5.9	0.9	1.6	3.4	6.7	24.9
2. Grade 7	3.7	3.9	3.1	4.2	1.2	3.2	3.8	4.4	2.9	3.6	4.4	0.4	2.4	8.5	8.2	18.0
3. Grade 8	3.8	3.7	3.8	4.2	0.5	2.3	2.7	4.9	4.4	3.4	5.7	0.3	4.1	5.1	10.7	11.5
4. Grade 9 (Freshman)	8.0	7.4	8.6	8.9	1.4	9.1	9.7	6.6	7.5	8.0	8.9	2.2	9.6	12.3	17.9	16.3
5. Grade 10 (Sophomore)	7.0	6.4	7.5	8.0	1.2	6.5	8.6	7.8	4.0	6.3	9.7	2.0	7.2	13.2	15.5	8.3
6. Grade 11 (Junior)	5.7	4.5	7.0	6.5	2.3	6.3	7.5	5.3	3.6	6.2	4.1	1.5	9.9	6.8	9.7	8.6
7. Grade 12 (Senior)	2.9	3.2	2.6	3.1	2.6	5.3	2.1	3.2	1.4	2.7	4.0	1.2	5.3	4.0	3.7	-
<i>Item 5570 Subject A01g</i>	<i>N 1854</i>	<i>871</i>	<i>919</i>	<i>1321</i>	<i>206</i>	<i>313</i>	<i>493</i>	<i>666</i>	<i>382</i>	<i>1406</i>	<i>394</i>	<i>827</i>	<i>433</i>	<i>222</i>	<i>311</i>	<i>40</i>

DESCRIPTIVE RESULTS: 1999

155

QUESTIONNAIRE FORM 3 1999	TOTAL	SEX		RACE		REGION				COLLEGE PLANS?		ILLCIT DRUG USE: LIFETIME				
		M	F	White	Black	NE	NC	S	W	Yes	No	None	Mari- juana Only	Few Pills	More Pills	Any Her- oin
<i>N (Weighted No. of Cases):</i>	2357	1079	1159	1594	297	437	603	865	452	1698	506	994	571	283	410	47
<i>% of Weighted Total:</i>	100.0	45.8	49.2	67.6	12.6	18.5	25.6	36.7	19.2	72.0	21.5	42.2	24.2	12.0	17.4	2.0
E10B: Try an alcoholic beverage—more than just a few sips																
8. Never	19.3	20.5	17.8	17.6	29.3	15.8	18.1	20.3	22.0	19.0	18.1	39.8	2.9	7.5	2.1	-
1. Grade 6 or below	7.6	10.3	5.1	6.6	8.3	9.6	7.5	7.3	6.4	7.5	8.5	3.1	7.3	8.9	13.3	49.6
2. Grade 7	7.0	7.7	5.9	7.1	5.1	7.9	6.0	8.5	4.8	6.8	7.5	1.9	7.3	10.6	14.1	15.3
3. Grade 8	12.8	13.0	12.3	13.5	8.3	10.1	14.3	12.6	13.6	11.6	17.9	5.2	16.7	14.4	25.4	8.4
4. Grade 9 (Freshman)	21.1	21.4	21.7	23.3	15.7	22.7	19.8	21.1	21.7	22.7	16.4	15.6	25.3	28.6	24.4	22.4
5. Grade 10 (Sophomore)	15.0	12.8	17.2	16.1	14.0	17.4	16.1	13.2	14.4	15.2	13.9	12.6	20.3	17.9	12.8	-
6. Grade 11 (Junior)	10.9	9.2	12.6	10.9	11.4	10.6	13.6	10.0	9.2	10.8	12.0	13.1	13.3	6.5	6.2	4.3
7. Grade 12 (Senior)	6.3	5.1	7.5	4.9	7.9	5.9	4.6	7.0	7.7	6.4	5.8	8.7	6.9	5.5	1.6	-
<i>Item 5580 Subject A01g</i>	<i>N 1802</i>	<i>839</i>	<i>903</i>	<i>1302</i>	<i>184</i>	<i>304</i>	<i>484</i>	<i>644</i>	<i>370</i>	<i>1376</i>	<i>374</i>	<i>768</i>	<i>427</i>	<i>232</i>	<i>320</i>	<i>33</i>
E10C: Try marijuana or hashish																
8. Never	51.1	50.4	52.2	50.7	57.5	51.2	53.2	51.8	47.1	52.6	46.1	100.0	-	26.9	14.0	2.7
1. Grade 6 or below	2.0	2.5	1.1	1.8	0.3	1.7	1.5	2.1	2.6	1.7	2.9	-	1.8	2.0	5.8	14.7
2. Grade 7	3.7	4.7	2.6	3.3	3.7	2.3	3.3	3.8	5.1	3.6	4.3	-	4.1	4.3	9.7	26.5
3. Grade 8	8.2	8.6	7.2	7.9	7.0	7.5	6.6	8.4	10.5	7.4	11.2	-	11.3	12.0	20.5	26.5
4. Grade 9 (Freshman)	13.4	14.1	13.0	13.9	10.9	11.0	12.2	13.2	17.2	13.0	14.5	-	26.0	25.3	21.8	24.5
5. Grade 10 (Sophomore)	10.8	10.2	11.9	11.8	7.2	13.9	12.4	9.2	9.2	11.4	9.1	-	22.7	17.6	19.7	5.0
6. Grade 11 (Junior)	6.5	6.0	6.9	6.3	7.5	7.1	7.2	6.6	4.9	6.4	6.1	-	20.6	7.2	5.3	-
7. Grade 12 (Senior)	4.3	3.4	5.2	4.3	5.9	5.3	3.6	4.8	3.5	3.9	5.8	-	13.5	4.6	3.4	-
<i>Item 5590 Subject A01g</i>	<i>N 1882</i>	<i>880</i>	<i>940</i>	<i>1342</i>	<i>207</i>	<i>315</i>	<i>503</i>	<i>670</i>	<i>395</i>	<i>1422</i>	<i>406</i>	<i>847</i>	<i>423</i>	<i>231</i>	<i>328</i>	<i>37</i>
E10D: Try LSD																
8. Never	87.9	87.3	88.5	86.5	99.2	91.1	87.5	87.5	86.4	87.6	89.0	100.0	100.0	83.4	50.0	8.0
1. Grade 6 or below	0.3	0.6	-	-	-	-	-	0.4	0.8	0.4	-	-	-	-	-	15.7
2. Grade 7	0.4	0.4	0.4	0.5	0.1	-	0.8	0.3	0.5	0.5	0.3	-	-	0.1	2.2	2.6
3. Grade 8	1.5	2.4	0.6	1.5	-	1.0	1.2	1.4	2.2	0.9	3.5	-	-	0.3	6.3	19.5
4. Grade 9 (Freshman)	2.6	2.8	2.1	2.6	0.7	1.2	3.3	2.3	3.4	2.2	3.8	-	-	3.0	11.1	19.4
5. Grade 10 (Sophomore)	2.9	2.6	3.3	3.3	-	2.3	1.9	3.4	3.6	3.2	1.5	-	-	2.6	14.0	12.0
6. Grade 11 (Junior)	2.8	2.0	3.6	3.3	-	2.5	3.2	2.6	3.0	3.3	1.1	-	-	4.8	11.3	16.1
7. Grade 12 (Senior)	1.6	2.0	1.5	2.3	-	1.9	2.0	2.1	0.2	2.0	0.7	-	-	5.7	5.1	6.7
<i>Item 5600 Subject A01g</i>	<i>N 1897</i>	<i>883</i>	<i>951</i>	<i>1341</i>	<i>220</i>	<i>311</i>	<i>510</i>	<i>680</i>	<i>396</i>	<i>1439</i>	<i>404</i>	<i>850</i>	<i>450</i>	<i>225</i>	<i>315</i>	<i>36</i>
E10E: Try any psychedelic other than LSD																
8. Never	94.0	93.6	94.6	93.2	100.0	94.9	94.1	94.7	91.7	94.3	93.0	100.0	100.0	97.0	74.4	7.8
1. Grade 6 or below	0.1	0.3	-	-	-	-	-	0.4	-	0.2	-	-	-	-	-	7.8
2. Grade 7	0.2	0.1	0.2	0.2	-	-	0.3	0.2	-	0.1	0.3	-	-	-	1.0	-
3. Grade 8	0.7	1.2	0.3	1.0	-	-	1.1	0.7	0.7	0.4	1.7	-	-	-	3.6	8.0
4. Grade 9 (Freshman)	1.5	1.8	1.1	1.7	-	0.5	1.7	1.1	2.5	1.3	2.1	-	-	0.7	5.7	29.4
5. Grade 10 (Sophomore)	1.5	1.0	1.5	1.6	-	0.9	1.8	1.4	1.5	1.3	1.4	-	-	0.9	6.3	13.7
6. Grade 11 (Junior)	1.2	1.1	1.2	1.0	-	1.9	0.7	0.4	2.4	1.3	0.6	-	-	0.8	4.3	23.0
7. Grade 12 (Senior)	1.0	0.9	1.1	1.3	-	1.7	0.3	1.0	1.2	1.0	0.8	-	-	0.6	4.6	10.3
<i>Item 5610 Subject A01g</i>	<i>N 1868</i>	<i>865</i>	<i>942</i>	<i>1321</i>	<i>222</i>	<i>302</i>	<i>502</i>	<i>673</i>	<i>391</i>	<i>1408</i>	<i>408</i>	<i>855</i>	<i>448</i>	<i>219</i>	<i>294</i>	<i>31</i>
E10F: Try amphetamines																
8. Never	90.8	92.0	89.6	89.6	98.4	93.7	91.2	89.2	90.9	91.0	90.0	100.0	100.0	85.0	47.7	8.8
1. Grade 6 or below	0.3	0.4	0.2	0.1	-	0.2	0.2	0.5	-	0.4	-	-	-	0.4	0.5	12.3
2. Grade 7	0.2	*	0.3	0.2	-	-	-	0.5	0.2	0.2	-	-	-	-	1.3	-
3. Grade 8	1.2	1.6	0.9	1.4	0.3	0.8	1.2	2.0	-	1.1	1.7	-	-	1.8	5.7	20.8
4. Grade 9 (Freshman)	2.5	2.6	2.5	3.0	-	2.7	4.0	1.4	2.2	2.1	3.9	-	-	2.2	15.7	26.0
5. Grade 10 (Sophomore)	2.4	2.2	2.6	2.9	-	0.9	1.6	3.0	3.7	2.2	3.2	-	-	3.8	14.6	20.8
6. Grade 11 (Junior)	1.8	0.8	2.6	2.1	-	1.4	1.1	2.3	2.0	2.1	0.7	-	-	2.1	11.8	7.2
7. Grade 12 (Senior)	0.8	0.3	1.4	0.7	1.3	0.3	0.7	1.1	1.0	0.9	0.6	-	-	4.8	2.7	4.2
<i>Item 5620 Subject A01g</i>	<i>N 1706</i>	<i>804</i>	<i>849</i>	<i>1191</i>	<i>210</i>	<i>282</i>	<i>452</i>	<i>620</i>	<i>352</i>	<i>1294</i>	<i>359</i>	<i>852</i>	<i>449</i>	<i>154</i>	<i>202</i>	<i>28</i>
E10G: Try quaaludes																
8. Never	96.7	96.0	97.6	96.4	99.6	98.2	96.5	95.9	97.4	97.0	96.3	100.0	100.0	99.5	87.9	47.9
1. Grade 6 or below	0.4	0.5	0.1	0.1	-	0.2	0.4	0.5	0.2	0.2	0.3	-	-	0.5	0.7	6.8
2. Grade 7	0.1	*	0.1	0.1	0.4	-	0.2	*	0.3	0.1	0.2	-	-	-	0.5	-
3. Grade 8	0.5	0.9	0.2	0.5	-	-	0.6	0.4	1.0	0.4	1.0	-	-	-	1.7	10.9
4. Grade 9 (Freshman)	1.2	1.7	0.8	1.4	-	0.7	1.6	1.2	1.0	1.3	0.8	-	-	-	4.5	21.7
5. Grade 10 (Sophomore)	0.4	0.2	0.6	0.5	-	0.4	-	0.7	0.1	0.3	0.7	-	-	-	1.8	2.3
6. Grade 11 (Junior)	0.4	0.4	0.5	0.6	-	0.4	0.6	0.6	-	0.4	0.7	-	-	-	1.5	9.3
7. Grade 12 (Senior)	0.3	0.3	0.2	0.4	-	0.1	0.2	0.7	-	0.4	-	-	-	-	1.4	1.1
<i>Item 5630 Subject A01g</i>	<i>N 1937</i>	<i>906</i>	<i>965</i>	<i>1370</i>	<i>223</i>	<i>313</i>	<i>521</i>	<i>701</i>	<i>403</i>	<i>1454</i>	<i>428</i>	<i>855</i>	<i>458</i>	<i>235</i>	<i>331</i>	<i>36</i>

*=less than .05 percent.

MONITORING THE FUTURE

QUESTIONNAIRE FORM 3 1999	TOTAL	SEX		RACE		REGION				COLLEGE PLANS?		ILLICIT DRUG USE: LIFETIME				
		M	F	White	Black	NE	NC	S	W	Yes	No	None	Mari- juana Only	Few Pills	More Pills	Any Her- oin
<i>N (Weighted No. of Cases):</i>	2357	1079	1159	1594	297	437	603	865	452	1698	506	994	571	283	410	47
<i>% of Weighted Total:</i>	100.0	45.8	49.2	67.6	12.6	18.5	25.6	36.7	19.2	72.0	21.5	42.2	24.2	12.0	17.4	2.0
E10H: Try barbiturates																
8. Never	93.5	92.6	94.3	92.5	100.0	96.1	94.5	90.6	95.3	93.7	92.4	100.0	100.0	97.0	68.3	22.5
1. Grade 6 or below	0.2	0.5	-	0.1	-	-	0.1	0.4	0.3	0.2	0.2	-	-	-	0.6	7.7
2. Grade 7	0.5	0.7	0.3	0.4	-	-	0.7	0.1	1.4	0.4	0.8	-	-	-	2.2	10.2
3. Grade 8	1.0	1.4	0.5	1.3	-	1.1	0.6	1.5	0.3	0.6	2.3	-	-	-	5.6	4.1
4. Grade 9 (Freshman)	1.7	2.2	1.4	2.1	-	1.5	2.1	1.8	1.3	1.8	1.6	-	-	-	8.1	29.4
5. Grade 10 (Sophomore)	1.2	0.5	1.7	1.3	-	0.3	0.6	2.3	0.5	1.3	1.0	-	-	0.8	5.6	14.2
6. Grade 11 (Junior)	1.8	1.9	1.7	2.2	-	0.9	1.2	3.1	1.1	1.8	1.8	-	-	2.3	8.7	11.9
7. Grade 12 (Senior)	0.1	0.2	0.1	0.2	-	0.1	0.1	0.2	-	0.2	-	-	-	-	0.9	-
<i>Item 5640 Subject A01g</i>	<i>N</i>	<i>1842</i>	<i>868</i>	<i>916</i>	<i>1303</i>	<i>218</i>	<i>306</i>	<i>489</i>	<i>670</i>	<i>1397</i>	<i>393</i>	<i>854</i>	<i>448</i>	<i>213</i>	<i>274</i>	<i>32</i>
E10I: Try tranquilizers																
8. Never	93.1	93.0	93.2	91.6	99.4	95.2	94.0	90.6	94.4	92.8	93.9	100.0	100.0	95.2	64.9	31.8
1. Grade 6 or below	0.2	0.4	0.1	0.1	0.2	-	-	0.4	0.4	0.3	-	-	-	0.2	0.6	7.5
2. Grade 7	0.3	0.7	0.1	0.5	-	0.2	0.7	0.4	-	*	1.5	-	-	-	2.4	-
3. Grade 8	0.7	1.1	0.4	1.1	-	-	1.7	0.8	-	0.8	0.8	-	-	0.2	2.5	21.0
4. Grade 9 (Freshman)	1.5	1.9	1.1	1.6	-	1.9	0.8	1.5	2.2	1.5	1.7	-	-	0.9	7.9	16.7
5. Grade 10 (Sophomore)	1.7	1.1	2.1	2.2	-	0.5	1.1	3.6	0.2	1.7	1.2	-	-	1.2	9.1	6.0
6. Grade 11 (Junior)	1.4	1.0	1.8	1.6	0.4	1.0	1.7	1.4	1.3	1.6	1.0	-	-	1.6	7.3	9.4
7. Grade 12 (Senior)	1.0	0.9	1.1	1.4	-	1.2	0.2	1.2	1.4	1.3	-	-	-	0.8	5.3	7.4
<i>Item 5650 Subject A01g</i>	<i>N</i>	<i>1820</i>	<i>849</i>	<i>913</i>	<i>1283</i>	<i>216</i>	<i>300</i>	<i>487</i>	<i>651</i>	<i>1379</i>	<i>389</i>	<i>853</i>	<i>450</i>	<i>201</i>	<i>262</i>	<i>32</i>
E10J: Try cocaine																
8. Never	90.8	90.9	91.2	90.2	99.3	95.3	90.4	89.8	89.7	91.6	87.4	100.0	100.0	90.2	61.0	10.4
1. Grade 6 or below	0.2	0.4	0.1	-	-	-	0.1	0.4	0.2	0.2	0.2	-	-	-	0.5	7.0
2. Grade 7	0.4	0.4	0.4	0.3	-	0.3	0.6	0.2	0.3	0.2	0.9	-	-	-	2.3	-
3. Grade 8	0.5	0.7	0.3	0.4	-	0.2	0.2	0.6	1.1	0.4	1.1	-	-	-	1.9	11.7
4. Grade 9 (Freshman)	1.4	1.2	1.3	1.3	-	-	2.0	1.4	1.9	0.9	2.8	-	-	-	6.0	19.2
5. Grade 10 (Sophomore)	2.9	3.0	2.9	3.2	-	2.1	2.6	3.3	3.2	3.0	2.9	-	-	3.7	12.1	28.2
6. Grade 11 (Junior)	2.5	2.5	2.4	3.1	-	1.2	2.1	3.4	2.3	2.4	2.9	-	-	2.7	11.3	18.6
7. Grade 12 (Senior)	1.3	1.0	1.5	1.4	0.7	0.8	1.9	1.0	1.4	1.2	1.9	-	-	3.4	5.0	5.0
<i>Item 5660 Subject A01g</i>	<i>N</i>	<i>1890</i>	<i>879</i>	<i>947</i>	<i>1338</i>	<i>219</i>	<i>305</i>	<i>508</i>	<i>678</i>	<i>1423</i>	<i>412</i>	<i>855</i>	<i>451</i>	<i>225</i>	<i>302</i>	<i>35</i>
E10K: Try heroin																
8. Never	98.2	98.0	98.7	98.2	100.0	99.4	98.5	97.7	97.8	98.2	98.7	100.0	100.0	100.0	100.0	-
1. Grade 6 or below	0.2	0.4	-	0.1	-	-	0.2	0.4	-	0.2	-	-	-	-	-	10.8
2. Grade 7	0.3	0.4	0.1	0.1	-	-	0.3	0.2	0.9	0.3	0.3	-	-	-	-	16.7
3. Grade 8	0.1	-	-	-	-	-	-	0.2	-	-	-	-	-	-	-	-
4. Grade 9 (Freshman)	0.1	0.3	-	0.2	-	-	-	0.2	0.3	0.1	0.3	-	-	-	-	7.8
5. Grade 10 (Sophomore)	0.2	0.2	0.2	0.3	-	-	0.2	0.2	0.6	0.2	0.2	-	-	-	-	13.5
6. Grade 11 (Junior)	0.4	0.6	0.2	0.5	-	0.5	0.7	0.3	-	0.5	-	-	-	-	-	22.1
7. Grade 12 (Senior)	0.5	0.1	0.8	0.6	-	0.1	0.2	0.9	0.4	0.5	0.5	-	-	-	-	29.1
<i>Item 5670 Subject A01g</i>	<i>N</i>	<i>1905</i>	<i>890</i>	<i>952</i>	<i>1354</i>	<i>219</i>	<i>311</i>	<i>513</i>	<i>690</i>	<i>1439</i>	<i>413</i>	<i>852</i>	<i>450</i>	<i>233</i>	<i>318</i>	<i>32</i>
E10L: Try any narcotic other than heroin																
8. Never	94.5	94.4	94.6	93.0	100.0	96.5	93.8	93.7	95.0	94.6	93.8	100.0	100.0	95.1	72.5	29.6
1. Grade 6 or below	0.1	0.3	-	-	-	-	-	0.4	-	0.2	-	-	-	-	-	7.7
2. Grade 7	0.4	0.4	0.3	0.4	-	1.0	0.4	0.4	0.2	0.2	1.1	-	-	0.4	2.5	-
3. Grade 8	0.3	0.4	0.2	0.2	-	0.4	-	0.2	0.9	0.3	0.3	-	-	0.3	0.8	10.1
4. Grade 9 (Freshman)	1.2	1.3	1.1	1.5	-	0.7	1.4	1.3	1.0	0.8	2.5	-	-	0.5	6.1	18.0
5. Grade 10 (Sophomore)	0.8	1.5	0.3	1.1	-	0.2	1.5	0.7	0.8	1.1	0.2	-	-	0.7	4.0	12.6
6. Grade 11 (Junior)	1.8	1.3	2.1	2.4	-	1.1	2.1	2.7	0.2	1.9	1.1	-	-	0.6	9.5	20.9
7. Grade 12 (Senior)	0.9	0.4	1.4	1.3	-	0.1	0.9	0.7	1.9	0.9	1.1	-	-	2.5	4.5	1.2
<i>Item 5680 Subject A01g</i>	<i>N</i>	<i>1795</i>	<i>845</i>	<i>890</i>	<i>1262</i>	<i>213</i>	<i>293</i>	<i>486</i>	<i>641</i>	<i>1350</i>	<i>392</i>	<i>853</i>	<i>447</i>	<i>207</i>	<i>235</i>	<i>32</i>
E10M: Try inhalants																
8. Never	89.7	88.9	90.6	88.5	98.1	92.5	87.3	88.4	93.0	90.1	88.5	98.6	93.2	88.4	66.4	31.0
1. Grade 6 or below	1.6	2.1	1.2	1.1	1.1	0.2	2.1	2.0	1.6	1.3	2.6	0.3	1.5	1.1	4.5	13.7
2. Grade 7	1.5	2.2	0.9	2.1	-	1.7	2.1	1.7	0.3	1.5	1.8	0.2	0.7	2.8	3.6	20.0
3. Grade 8	2.1	2.6	1.3	2.4	0.4	2.1	2.5	2.4	0.8	1.9	2.4	0.4	0.9	2.3	7.9	2.7
4. Grade 9 (Freshman)	2.0	1.1	2.9	2.4	0.4	1.3	2.2	2.4	1.4	2.0	2.1	0.4	0.7	0.7	8.0	13.6
5. Grade 10 (Sophomore)	1.5	1.5	1.5	1.7	-	0.8	2.2	1.2	1.9	1.6	1.3	-	0.4	4.3	4.3	15.4
6. Grade 11 (Junior)	0.8	0.8	0.9	1.0	-	0.4	0.5	1.3	0.8	0.7	1.4	-	1.6	0.3	2.2	2.5
7. Grade 12 (Senior)	0.7	0.7	0.8	0.9	-	1.0	1.1	0.6	0.2	0.9	-	-	1.0	-	3.0	1.2
<i>Item 5685 Subject A01g</i>	<i>N</i>	<i>1794</i>	<i>848</i>	<i>885</i>	<i>1269</i>	<i>211</i>	<i>306</i>	<i>484</i>	<i>643</i>	<i>1355</i>	<i>385</i>	<i>834</i>	<i>420</i>	<i>201</i>	<i>288</i>	<i>32</i>

* = less than .05 percent.

DESCRIPTIVE RESULTS: 1999

157

QUESTIONNAIRE FORM 3 1999	TOTAL	SEX		RACE		REGION				COLLEGE PLANS?		ILLICIT DRUG USE: LIFETIME				
		M	F	White	Black	NE	NC	S	W	Yes	No	None	Mari- juana Only	Few Pills	More Pills	Any Her- oin
<i>N (Weighted No. of Cases):</i>	2357	1079	1159	1594	297	437	603	865	452	1698	506	994	571	283	410	47
<i>% of Weighted Total:</i>	100.0	45.8	49.2	67.6	12.6	18.5	25.6	36.7	19.2	72.0	21.5	42.2	24.2	12.0	17.4	2.0
E10N: Smoke your first cigarette																
8. Never	38.5	40.1	37.2	34.8	67.8	34.9	37.6	38.5	42.6	39.5	33.8	69.0	18.0	19.7	7.2	4.5
1. Grade 6 or below	15.2	17.9	12.7	16.0	6.7	16.2	15.5	15.8	12.9	13.4	22.4	5.5	15.9	18.4	30.8	59.6
2. Grade 7	9.8	10.7	8.2	10.6	2.7	9.7	8.0	10.1	11.5	9.4	10.3	3.2	11.9	14.2	20.0	5.9
3. Grade 8	11.5	10.4	12.4	11.8	4.8	11.2	11.6	11.2	11.9	11.8	11.5	4.0	14.3	20.1	20.5	17.7
4. Grade 9 (Freshman)	11.2	10.4	11.8	12.1	7.5	16.4	13.0	9.8	7.1	11.5	10.1	6.7	18.4	16.4	8.6	9.3
5. Grade 10 (Sophomore)	6.7	4.7	8.8	7.4	3.4	4.5	7.5	6.8	7.3	6.5	6.9	4.6	11.4	6.5	6.9	-
6. Grade 11 (Junior)	5.0	3.8	6.3	4.9	6.1	4.6	4.5	5.0	5.7	5.7	2.9	4.2	8.2	4.5	3.5	3.0
7. Grade 12 (Senior)	2.1	1.9	2.5	2.4	1.0	2.4	2.2	2.6	1.1	2.2	2.0	2.8	1.9	0.3	2.5	-
<i>Item 5575 Subject A01g</i>	<i>N 1804</i>	<i>838</i>	<i>907</i>	<i>1298</i>	<i>195</i>	<i>299</i>	<i>484</i>	<i>644</i>	<i>376</i>	<i>1369</i>	<i>386</i>	<i>794</i>	<i>416</i>	<i>223</i>	<i>318</i>	<i>34</i>
E10O: Try smokeless tobacco (snuff, plug, or chewing tobacco)																
8. Never	74.4	61.6	87.0	69.5	96.2	77.5	69.8	73.0	80.2	76.1	69.1	90.3	69.2	61.4	54.1	39.9
1. Grade 6 or below	4.1	7.0	1.4	4.8	0.6	5.3	4.7	4.7	1.4	3.3	6.7	1.9	4.1	4.7	7.8	15.9
2. Grade 7	3.6	5.9	1.2	4.1	-	0.9	4.0	5.2	2.2	3.7	3.0	1.0	3.5	4.8	8.2	14.4
3. Grade 8	3.6	5.7	1.0	4.0	0.7	3.2	4.9	3.1	3.3	3.0	5.9	1.1	4.5	5.6	7.3	5.7
4. Grade 9 (Freshman)	5.0	8.3	2.1	6.3	0.7	4.8	5.5	5.6	3.7	4.4	7.5	2.3	6.5	9.0	6.8	9.0
5. Grade 10 (Sophomore)	4.5	5.6	3.4	5.3	1.4	4.1	5.0	4.7	3.8	4.7	3.3	1.7	6.2	7.3	7.1	5.1
6. Grade 11 (Junior)	3.1	3.7	2.6	3.6	0.4	2.3	4.7	2.1	3.2	3.2	3.2	0.8	4.2	3.2	7.0	7.6
7. Grade 12 (Senior)	1.7	2.2	1.3	2.2	-	1.9	1.4	1.5	2.2	1.7	1.3	1.0	1.8	4.0	1.8	2.3
<i>Item 5576 Subject A01g</i>	<i>N 1923</i>	<i>902</i>	<i>955</i>	<i>1361</i>	<i>218</i>	<i>311</i>	<i>516</i>	<i>693</i>	<i>402</i>	<i>1447</i>	<i>418</i>	<i>854</i>	<i>450</i>	<i>230</i>	<i>330</i>	<i>36</i>
E10P: Drink enough to feel drunk or very high																
8. Never	39.0	39.1	38.4	34.4	64.9	35.0	37.5	41.9	39.3	38.5	40.0	68.9	18.4	19.7	7.1	7.5
1. Grade 6 or below	2.8	4.6	1.2	2.7	0.7	3.5	1.7	2.7	3.6	2.3	4.7	0.8	1.5	3.0	7.7	20.3
2. Grade 7	4.1	5.0	3.3	4.9	2.9	3.7	3.0	5.0	4.4	4.0	4.8	0.2	4.4	4.4	12.1	21.3
3. Grade 8	8.8	10.2	7.1	9.3	3.9	8.0	8.9	9.3	8.2	8.2	10.6	2.6	9.4	13.4	19.2	21.7
4. Grade 9 (Freshman)	16.5	16.2	17.3	18.9	6.4	18.6	15.2	15.1	19.1	16.5	16.7	7.4	21.3	22.4	28.2	24.8
5. Grade 10 (Sophomore)	12.9	10.9	14.9	14.5	6.9	12.7	15.5	10.5	13.7	14.3	8.5	6.8	19.8	22.9	13.5	1.3
6. Grade 11 (Junior)	9.8	9.5	10.0	9.8	9.3	10.7	12.0	9.4	6.7	9.9	9.5	7.1	15.5	10.4	9.5	3.0
7. Grade 12 (Senior)	6.1	4.4	7.9	5.7	4.9	7.9	6.2	6.0	5.0	6.3	5.2	6.4	9.7	3.8	2.8	-
<i>Item 5585 Subject A01g</i>	<i>N 1908</i>	<i>889</i>	<i>955</i>	<i>1363</i>	<i>210</i>	<i>314</i>	<i>515</i>	<i>684</i>	<i>395</i>	<i>1434</i>	<i>419</i>	<i>845</i>	<i>447</i>	<i>231</i>	<i>331</i>	<i>33</i>
E10Q: Try "crack" cocaine, specifically																
8. Never	96.1	95.9	96.9	96.0	100.0	99.2	93.2	97.1	95.7	97.0	93.2	100.0	100.0	97.8	85.4	40.7
1. Grade 6 or below	0.3	0.5	0.1	0.1	-	-	0.3	0.4	0.2	0.3	0.2	-	-	-	0.5	10.4
2. Grade 7	0.1	-	-	-	-	-	-	0.2	-	-	-	-	-	-	-	-
3. Grade 8	0.3	0.5	0.1	0.4	-	0.2	0.7	0.2	-	0.1	1.1	-	-	-	1.7	-
4. Grade 9 (Freshman)	0.7	0.4	0.7	0.6	-	0.2	0.8	0.7	1.0	0.5	1.2	-	-	-	3.1	8.4
5. Grade 10 (Sophomore)	1.1	1.7	0.2	1.0	-	0.3	1.4	0.9	1.7	0.9	1.5	-	-	-	2.7	32.8
6. Grade 11 (Junior)	0.9	0.7	1.2	1.3	-	*	2.2	0.6	0.6	0.6	2.3	-	-	0.7	4.6	5.4
7. Grade 12 (Senior)	0.5	0.4	0.7	0.7	-	0.1	1.3	0.1	0.7	0.6	0.5	-	-	1.5	1.9	2.4
<i>Item 5661 Subject A01g</i>	<i>N 1891</i>	<i>885</i>	<i>943</i>	<i>1338</i>	<i>219</i>	<i>310</i>	<i>507</i>	<i>679</i>	<i>395</i>	<i>1434</i>	<i>402</i>	<i>852</i>	<i>446</i>	<i>228</i>	<i>310</i>	<i>33</i>

*=less than .05 percent.

MONITORING THE FUTURE

QUESTIONNAIRE FORM 4 1999	TOTAL	SEX		RACE		REGION				COLLEGE PLANS?		ILLICIT DRUG USE: LIFETIME				
		M	F	White	Black	NE	NC	S	W	Yes	No	None	Mari- juana Only	Few Pills	More Pills	Any Her- oin
<i>N (Weighted No. of Cases):</i>	2326	1075	1111	1593	263	424	602	847	453	1691	493	1103	522	226	382	37
<i>% of Weighted Total:</i>	100.0	46.2	47.8	68.5	11.3	18.2	25.9	36.4	19.5	72.7	21.2	47.4	22.4	9.7	16.4	1.6
A01: Taking all things together, how would you say things are these days—would you say you're very happy, pretty happy, or not too happy these days?																
3. Very happy	22.6	24.7	20.1	24.9	14.3	19.9	23.3	23.5	22.3	24.4	16.8	25.4	24.2	15.5	16.9	26.6
2. Pretty happy	64.1	62.7	66.2	65.2	61.5	65.3	65.8	62.4	64.1	63.1	68.3	62.7	62.8	73.5	64.3	58.6
1. Not too happy	13.3	12.6	13.7	9.9	24.2	14.8	10.9	14.1	13.6	12.5	14.9	11.9	13.1	11.0	18.8	14.9
<i>Item 1190 Subject P01, Q01</i>	<i>N</i> 2320	1075	1105	1588	261	419	602	846	452	1689	489	1103	517	226	382	37
A02: Looking ahead to the next five years, do you think that things in this country will get better or worse?																
1. Get much better	4.0	5.5	2.4	2.7	6.4	3.9	3.1	4.6	4.3	4.0	3.9	4.6	4.2	2.6	2.7	8.8
2. Get somewhat better	23.2	25.7	21.0	21.8	22.1	25.1	20.4	22.0	27.3	25.3	15.2	23.1	24.2	20.9	22.9	18.9
3. Stay about the same	30.5	30.6	30.0	32.8	27.7	35.8	32.2	27.1	29.7	31.8	27.9	31.7	32.5	34.4	25.7	9.5
4. Get somewhat worse	32.5	29.0	36.8	34.1	28.3	29.0	34.7	35.2	27.9	30.7	39.3	32.7	28.6	32.6	35.3	43.7
5. Get much worse	9.8	9.2	9.8	8.6	15.5	6.1	9.7	11.1	10.7	8.2	13.7	7.9	10.5	9.5	13.4	19.1
<i>Item 9940 Subject I01</i>	<i>N</i> 2320	1075	1107	1589	262	420	602	845	453	1690	490	1103	518	226	382	37
A03: Looking ahead to the next five years, do you think that things in the rest of the world will get better or worse?																
1. Get much better	2.4	3.0	1.4	1.7	3.7	4.0	2.5	1.9	1.7	2.4	1.3	2.3	1.2	1.6	2.7	14.6
2. Get somewhat better	17.1	18.4	15.6	16.3	18.4	22.5	13.9	16.5	17.6	18.2	13.0	18.9	17.1	19.0	10.6	5.4
3. Stay about the same	26.6	24.8	28.0	27.7	22.5	27.8	29.3	23.9	27.1	26.1	28.8	27.4	30.2	27.3	21.7	7.5
4. Get somewhat worse	40.0	39.1	42.2	41.0	34.8	35.6	40.7	42.4	38.8	40.9	38.7	39.7	37.3	37.6	45.6	48.1
5. Get much worse	13.9	14.7	12.7	13.3	20.7	10.2	13.6	15.5	14.7	12.4	18.3	11.8	14.1	14.5	19.4	24.5
<i>Item 9950 Subject I01</i>	<i>N</i> 2317	1073	1107	1587	262	420	602	844	452	1689	489	1102	518	226	381	37
A04: How do you think your own life will go in the next five years—do you think it will get better or worse?																
1. Get much better	44.1	44.9	43.2	41.8	59.2	42.7	39.2	46.5	47.7	44.5	41.7	42.9	47.5	41.2	42.5	39.8
2. Get somewhat better	43.5	42.4	45.1	45.5	34.5	44.5	48.9	40.8	40.2	44.3	41.5	44.1	42.3	50.9	40.8	48.1
3. Stay about the same	9.8	9.4	9.9	10.4	3.1	10.3	8.6	11.0	9.0	8.8	13.3	10.4	7.5	6.5	14.0	8.8
4. Get somewhat worse	2.1	2.5	1.7	1.9	3.2	2.1	2.6	1.4	2.8	2.1	2.4	2.3	2.0	1.0	2.5	1.3
5. Get much worse	0.5	0.8	0.1	0.5	-	0.5	0.7	0.4	0.4	0.3	1.1	0.3	0.7	0.4	0.3	2.0
<i>Item 9960 Subject I01</i>	<i>N</i> 2318	1073	1107	1588	262	420	601	843	453	1689	490	1100	518	226	382	37
A05: Some people think a lot about the social problems of the nation and the world, and about how they might be solved. Others spend little time thinking about these issues. How much do you think about such things?																
1. Never	4.2	5.6	2.6	4.3	5.2	4.6	4.5	4.1	3.4	3.0	6.9	3.2	3.3	3.3	6.2	17.4
2. Seldom	22.5	24.4	19.8	24.1	19.9	22.5	25.3	21.2	21.2	21.7	25.5	21.9	22.5	22.5	25.6	17.4
3. Sometimes	50.2	45.8	54.6	50.3	45.5	52.3	46.5	50.1	53.2	50.3	50.7	50.9	51.1	51.1	45.4	42.8
4. Quite often	18.9	19.1	19.5	17.6	23.8	15.8	19.5	20.4	18.4	20.8	13.3	20.2	18.7	19.1	17.6	18.5
5. A great deal	4.3	5.2	3.4	3.8	5.6	4.7	4.2	4.3	3.8	4.3	3.7	3.9	4.4	4.0	5.2	3.9
<i>Item 6880 Subject J, Q08</i>	<i>N</i> 2320	1074	1110	1591	261	423	602	843	452	1689	491	1102	520	226	382	37
A06: These questions are about pollution and the environment. Please mark the circle that shows how much you agree or disagree with each statement below.																
A06A: In general, pollution has increased in the U.S. in the last ten years																
1. Disagree	3.0	4.0	1.6	2.4	4.4	3.9	2.2	3.1	3.0	2.7	3.4	3.0	3.2	1.3	3.1	3.2
2. Mostly disagree	7.1	9.5	4.7	7.8	3.5	11.6	7.5	5.0	6.0	7.7	5.0	8.9	4.7	4.1	6.7	2.0
3. Neither	8.8	10.3	7.6	9.0	6.6	7.9	11.8	8.0	6.9	9.0	7.3	8.5	9.4	8.2	7.9	7.7
4. Mostly agree	34.0	32.2	36.2	33.5	31.6	34.2	37.1	29.9	37.3	34.8	33.5	34.5	33.7	39.7	31.5	25.2
5. Agree	47.2	44.1	49.9	47.2	53.8	42.5	41.4	54.1	46.9	45.8	50.8	45.0	49.0	46.7	50.8	61.9
<i>Item 9970 Subject F04</i>	<i>N</i> 2307	1068	1101	1583	260	423	599	835	450	1681	491	1097	520	225	378	37

QUESTIONNAIRE FORM 4 1999	TOTAL	SEX		RACE		REGION				COLLEGE PLANS?		ILLICIT DRUG USE: LIFETIME				
		M	F	White	Black	NE	NC	S	W	Yes	No	None	Mari- juana Only	Few Pills	More Pills	Any Her- oin
<i>N (Weighted No. of Cases):</i>	2326	1075	1111	1593	263	424	602	847	453	1691	493	1103	522	226	382	37
<i>% of Weighted Total:</i>	100.0	46.2	47.8	68.5	11.3	18.2	25.9	36.4	19.5	72.7	21.2	47.4	22.4	9.7	16.4	1.6
A06B: The dangers of pollution are not really as great as government, the media, and environmental groups would like us to believe																
1. Disagree	33.9	29.9	38.2	34.6	30.3	37.2	32.3	33.9	33.1	34.6	30.6	33.0	32.9	31.2	38.0	41.2
2. Mostly disagree	27.4	27.7	27.5	28.9	25.3	30.5	30.0	26.1	23.6	29.8	21.7	29.8	26.2	27.1	23.9	28.6
3. Neither	15.6	16.9	14.5	15.6	11.8	12.8	15.3	15.0	19.8	14.9	17.7	13.5	17.8	15.9	18.0	13.6
4. Mostly agree	14.7	15.5	13.1	13.8	17.3	12.3	15.2	15.9	14.0	13.7	17.4	15.4	14.3	15.2	13.2	10.0
5. Agree	8.3	10.0	6.7	7.1	15.2	7.1	7.2	9.0	9.4	7.0	12.6	8.3	8.9	10.6	6.9	6.6
<i>Item 9980 Subject F04</i>	<i>N</i> 2308	1070	1102	1586	260	419	598	839	451	1681	491	1095	517	225	381	37
A06C: America needs growth to survive, and that is going to require some increase in pollution																
1. Disagree	32.0	27.9	36.3	31.3	35.8	36.4	30.6	31.6	30.4	31.5	33.4	29.4	32.7	36.5	33.9	44.3
2. Mostly disagree	21.0	22.8	19.8	22.1	18.0	22.7	22.1	20.7	18.6	23.3	14.1	22.3	21.5	20.3	19.3	16.2
3. Neither	17.5	16.6	18.4	17.4	15.3	16.0	17.4	17.1	19.5	17.4	19.2	18.1	19.1	16.1	15.4	13.8
4. Mostly agree	19.2	20.4	17.8	20.1	16.9	16.8	19.0	19.4	21.1	18.9	19.7	21.0	17.1	17.7	18.5	7.8
5. Agree	10.4	12.3	7.7	9.1	14.0	8.3	10.8	11.2	10.3	9.0	13.7	9.2	9.6	9.4	12.9	17.8
<i>Item 9990 Subject F04</i>	<i>N</i> 2299	1070	1094	1583	258	415	597	837	450	1678	487	1093	513	225	379	37
A06D: People will have to change their buying habits and way of life to correct our environmental problems																
1. Disagree	7.5	9.3	5.7	6.6	11.3	9.8	5.7	8.7	5.6	6.1	10.0	7.3	6.8	4.4	9.1	8.4
2. Mostly disagree	9.1	8.9	8.4	9.4	6.8	9.2	11.4	8.5	7.3	8.7	10.6	9.8	9.4	6.5	7.3	13.4
3. Neither	12.5	15.1	10.1	13.3	10.9	9.8	16.8	12.3	9.4	11.6	14.9	11.1	11.4	11.3	17.7	19.8
4. Mostly agree	36.1	35.5	37.1	37.1	31.3	38.1	35.2	34.8	38.1	39.1	28.7	37.4	40.6	39.3	27.1	29.3
5. Agree	34.7	31.3	38.8	33.7	39.8	33.1	30.8	35.7	39.6	34.5	35.8	34.4	31.8	38.6	38.9	29.0
<i>Item 10000 Subject F04</i>	<i>N</i> 2296	1063	1098	1577	259	415	598	838	444	1679	485	1088	513	226	381	37
A06E: Government should take action to solve our environmental problems even if it means that some of the products we now use would have to be changed or banned																
1. Disagree	6.0	8.8	3.1	6.0	7.3	4.0	5.7	6.8	6.6	5.1	6.8	6.0	5.0	4.9	7.3	4.1
2. Mostly disagree	9.0	10.3	7.8	9.0	7.9	7.4	10.4	7.0	12.2	9.2	8.8	7.6	9.9	9.9	10.6	11.6
3. Neither	18.5	21.0	15.5	19.0	19.9	18.5	21.9	17.5	16.0	17.0	23.7	19.2	16.1	20.1	18.7	20.6
4. Mostly agree	36.5	34.1	39.9	36.6	33.9	32.9	35.3	37.5	39.5	39.7	29.0	36.5	38.7	38.6	34.8	28.4
5. Agree	30.0	25.8	33.7	29.4	31.0	37.1	26.6	31.2	25.7	29.0	31.6	30.7	30.2	26.4	28.7	35.3
<i>Item 10010 Subject F04, H02</i>	<i>N</i> 2302	1069	1099	1582	260	418	598	838	449	1682	488	1097	514	225	380	37
A06F: Government should place higher taxes on products which cause pollution in their manufacture or disposal, so that companies will be encouraged to find better ways to produce them																
1. Disagree	16.8	18.9	14.5	14.2	26.6	13.8	14.1	18.2	20.2	14.2	24.4	14.8	19.3	14.7	17.2	28.3
2. Mostly disagree	11.9	14.1	9.6	11.6	11.0	10.5	12.2	12.4	11.9	12.5	10.4	11.9	11.3	10.7	13.1	17.1
3. Neither	16.5	16.2	16.0	17.5	15.3	18.8	17.3	16.2	14.0	16.2	15.1	16.3	13.9	13.9	20.9	25.7
4. Mostly agree	26.4	25.7	28.0	29.0	18.8	25.7	30.4	24.2	26.0	28.3	22.1	28.8	28.8	29.5	16.6	15.6
5. Agree	28.4	25.1	32.0	27.7	28.3	31.2	26.1	28.9	27.9	28.8	28.1	28.2	26.7	31.1	32.2	13.4
<i>Item 10020 Subject F04, H02</i>	<i>N</i> 2302	1071	1096	1582	259	418	600	835	450	1680	488	1095	512	226	381	37
A06G: I wish that government would ban throwaway bottles and beverage cans																
1. Disagree	32.3	35.9	28.0	31.5	34.1	31.4	31.0	33.4	33.1	32.1	31.8	29.1	33.6	40.2	32.9	27.8
2. Mostly disagree	17.8	17.2	18.7	19.9	16.0	17.7	19.1	16.3	18.9	18.2	18.5	18.0	20.9	15.3	17.5	8.2
3. Neither	30.2	28.9	32.6	30.1	30.8	27.8	30.4	32.1	28.8	31.2	28.0	33.6	26.2	25.7	29.7	40.7
4. Mostly agree	12.1	10.0	13.5	11.1	13.1	12.9	13.6	10.7	12.0	12.3	11.4	11.6	13.0	11.6	11.8	13.9
5. Agree	7.5	7.8	7.1	7.4	6.1	10.2	5.9	7.5	7.1	6.3	10.3	7.7	6.3	7.2	8.2	9.3
<i>Item 10030 Subject F04, H02</i>	<i>N</i> 2298	1070	1094	1582	259	416	599	836	448	1680	485	1092	512	226	380	37

QUESTIONNAIRE FORM 4 1999	TOTAL	SEX		RACE		REGION				COLLEGE PLANS?		ILLICIT DRUG USE: LIFETIME					
		M	F	White	Black	NE	NC	S	W	Yes	No	None	Mari- juana Only	Few Pills	More Pills	Any Her- oin	
<i>N (Weighted No. of Cases):</i>	2326	1075	1111	1593	263	424	602	847	453	1691	493	1103	522	226	382	37	
<i>% of Weighted Total:</i>	100.0	46.2	47.8	68.5	11.3	18.2	25.9	36.4	19.5	72.7	21.2	47.4	22.4	9.7	16.4	1.6	
A06H: T.V. commercials stimulate people to buy a lot of things they don't really need																	
1. Disagree	7.2	9.6	4.7	7.7	8.6	7.1	7.2	7.7	6.3	6.2	9.2	5.3	11.0	8.7	5.5	6.5	
2. Mostly disagree	6.1	7.1	5.2	6.1	4.7	6.8	6.6	4.8	7.5	6.5	5.2	6.3	5.8	3.7	8.2	2.2	
3. Neither	12.5	13.3	10.3	12.8	8.0	10.8	12.5	12.5	14.0	12.2	12.7	11.4	11.5	13.9	13.5	22.2	
4. Mostly agree	29.6	29.5	31.2	30.0	23.8	27.2	32.3	29.6	28.3	31.1	26.5	31.0	29.9	31.1	26.1	21.0	
5. Agree	44.6	40.5	48.6	43.4	54.9	48.2	41.4	45.4	44.0	44.1	46.3	46.0	41.7	42.7	46.7	48.1	
<i>Item 10040 Subject F02</i>	<i>N</i>	2297	1067	1099	1577	260	419	595	838	446	1680	484	1088	517	225	378	37
A06I: T.V. commercials do a lot of good by showing new products that we might not know about otherwise																	
1. Disagree	6.1	6.6	5.6	5.7	9.2	5.3	5.6	7.1	5.6	6.1	5.1	6.5	5.0	6.5	6.1	6.1	
2. Mostly disagree	9.8	8.7	10.9	10.5	5.9	11.3	10.2	8.8	9.9	10.2	8.0	9.6	9.8	11.3	9.3	6.2	
3. Neither	19.8	16.7	23.2	21.2	11.9	22.6	23.1	17.0	18.0	21.0	17.4	19.3	22.4	18.5	18.8	22.6	
4. Mostly agree	35.8	36.9	35.9	37.8	33.8	33.0	38.4	35.8	34.7	36.2	36.4	36.7	36.2	37.2	34.0	38.9	
5. Agree	28.5	31.0	24.4	24.9	39.2	27.8	22.7	31.4	31.7	26.4	33.1	28.0	26.6	26.5	31.8	26.2	
<i>Item 10050 Subject F02</i>	<i>N</i>	2274	1049	1092	1563	259	417	593	823	442	1659	483	1083	504	223	377	36
A06J: My family and I often buy things we don't really need; we could get along with much less																	
1. Disagree	11.3	13.0	9.3	9.0	18.1	13.5	11.8	10.2	10.6	10.2	12.9	10.3	11.6	8.2	11.8	21.6	
2. Mostly disagree	13.4	14.5	12.0	13.1	13.7	12.0	14.8	11.9	15.5	13.3	13.0	13.9	12.1	13.7	13.4	20.0	
3. Neither	17.4	21.0	14.1	17.6	13.0	17.6	18.0	19.2	13.5	17.4	18.1	16.6	17.3	16.9	19.0	19.6	
4. Mostly agree	29.8	27.9	32.2	31.1	28.8	29.6	28.0	30.6	31.0	31.4	25.6	31.8	29.8	37.1	23.3	6.7	
5. Agree	28.1	23.7	32.4	29.2	26.4	27.4	27.4	28.1	29.4	27.7	30.3	27.4	29.2	24.1	32.5	32.0	
<i>Item 10060 Subject F01</i>	<i>N</i>	2250	1052	1068	1555	241	414	591	797	448	1640	479	1071	507	216	369	37
A06K: Within the next 25 years, engineers and scientists will probably have invented devices that will solve our pollution problems																	
1. Disagree	8.2	11.3	5.3	8.9	5.6	6.3	7.0	7.8	12.1	7.6	8.8	7.4	6.7	5.0	12.6	17.7	
2. Mostly disagree	14.4	15.3	13.6	16.3	7.8	16.4	16.9	11.7	14.3	16.3	10.2	16.7	11.1	15.9	13.8	2.3	
3. Neither	23.4	20.8	25.6	23.9	19.2	22.0	27.2	22.4	21.6	23.0	25.7	23.8	22.2	21.9	24.3	22.4	
4. Mostly agree	36.2	34.9	37.9	37.0	31.5	38.8	35.1	36.0	35.8	36.9	33.4	34.4	40.7	42.1	34.0	30.3	
5. Agree	17.8	17.6	17.6	13.9	36.0	16.5	13.7	22.2	16.2	16.2	22.0	17.7	19.3	15.1	15.3	27.4	
<i>Item 10070 Subject F04</i>	<i>N</i>	2295	1071	1090	1576	261	411	596	837	451	1677	485	1095	513	226	373	37
A07: In your own actions—the things you buy and the things you do—how much of an effort do you make to conserve energy and protect the environment?																	
1. None	12.6	12.7	12.0	11.5	19.8	8.9	12.3	15.6	10.6	10.7	18.5	8.4	15.4	12.1	19.2	31.7	
2. A little	37.6	38.7	37.1	38.4	38.8	39.9	37.2	35.1	40.6	38.1	38.5	37.1	41.6	40.6	35.1	33.7	
3. Some	41.8	41.8	42.0	42.2	31.8	42.2	42.1	41.5	41.5	42.7	39.0	45.0	35.4	40.6	40.8	34.7	
4. Quite a bit	8.0	6.8	8.9	7.9	9.7	8.9	8.4	7.8	7.2	8.6	4.0	9.5	7.7	6.8	4.9	-	
<i>Item 10080 Subject F04</i>	<i>N</i>	2246	1029	1092	1554	254	409	582	822	433	1646	475	1070	506	222	367	35
The next questions are about work.																	
A08: Different people may look for different things in their work. Below is a list of some of these things. Please read each one, then indicate how important this thing is for you.																	
A08A: A job where you can see the results of what you do																	
1. Not important	1.9	2.0	1.6	1.9	0.8	2.2	2.8	1.3	1.5	1.2	3.3	0.9	2.1	2.1	2.8	6.8	
2. A little important	9.5	10.9	8.6	10.5	5.1	9.0	10.5	8.9	10.0	8.9	12.3	10.2	8.7	9.1	8.7	12.9	
3. Pretty important	37.6	35.6	40.3	41.1	26.7	39.9	41.6	34.3	36.3	38.2	36.9	36.4	40.7	40.9	37.0	29.9	
4. Very important	51.0	51.5	49.5	46.5	67.4	49.0	45.1	55.5	52.2	51.7	47.5	52.4	48.5	47.9	51.4	50.4	
<i>Item 10090 Subject C04</i>	<i>N</i>	2318	1075	1111	1592	263	421	601	845	450	1690	493	1102	522	226	382	37

DESCRIPTIVE RESULTS: 1999

161

QUESTIONNAIRE FORM 4 1999	TOTAL	SEX		RACE		REGION				COLLEGE PLANS?		ILLICIT DRUG USE: LIFETIME				
		M	F	White	Black	NE	NC	S	W	Yes	No	None	Mari- juana Only	Few Pills	More Pills	Any Her- oin
<i>N (Weighted No. of Cases):</i>	2326	1075	1111	1593	263	424	602	847	453	1691	493	1103	522	226	382	37
<i>% of Weighted Total:</i>	100.0	46.2	47.8	68.5	11.3	18.2	25.9	36.4	19.5	72.7	21.2	47.4	22.4	9.7	16.4	1.6
A08B: A job that has high status and prestige																
1. Not important	8.9	9.5	8.4	10.1	4.7	6.1	9.6	9.3	10.0	9.0	9.1	9.4	7.0	10.2	8.5	13.9
2. A little important	27.1	24.7	30.1	31.4	15.9	24.4	29.7	24.3	31.5	26.6	29.0	29.0	27.7	23.2	25.5	13.1
3. Pretty important	37.6	36.1	39.0	36.8	42.1	44.4	37.5	36.1	34.3	38.0	37.4	35.8	39.9	45.0	36.2	44.6
4. Very important	26.4	29.6	22.5	21.8	37.4	25.2	23.2	30.4	24.2	26.3	24.5	25.7	25.4	21.7	29.8	28.5
<i>Item 10100 Subject C04</i>	<i>N</i> 2305	1067	1107	1585	262	415	600	841	448	1681	491	1101	518	226	376	37
A08C: A job which is interesting to do																
1. Not important	0.9	1.3	0.4	0.7	1.0	0.7	0.9	1.0	0.9	0.4	1.7	0.5	0.9	0.7	0.6	10.0
2. A little important	1.6	1.6	1.6	1.4	0.8	1.4	1.7	1.5	2.0	1.1	3.2	1.2	1.7	0.1	1.6	12.7
3. Pretty important	14.3	14.3	13.8	14.8	11.8	11.4	17.0	12.9	16.0	13.8	17.2	12.8	13.7	18.5	17.1	6.2
4. Very important	83.2	82.7	84.2	83.0	86.3	86.6	80.3	84.6	81.1	84.7	77.8	85.5	83.7	80.6	80.8	71.1
<i>Item 10110 Subject C04</i>	<i>N</i> 2311	1073	1108	1587	263	420	599	842	449	1687	491	1101	520	225	380	37
A08D: A job where the chances for advancement and promotion are good																
1. Not important	1.6	2.2	1.2	1.6	1.3	1.5	1.6	1.5	2.1	1.3	2.2	1.6	1.1	1.5	1.9	7.2
2. A little important	8.6	6.4	11.0	10.0	2.8	8.7	12.0	6.1	8.7	9.6	6.5	7.9	10.9	10.3	6.6	11.6
3. Pretty important	30.4	27.8	33.7	33.3	20.5	33.1	34.6	26.9	29.1	31.6	26.7	33.5	25.6	28.0	31.4	15.8
4. Very important	59.3	63.7	54.1	55.1	75.3	56.7	51.7	65.6	60.1	57.5	64.6	57.0	62.4	60.2	60.2	65.3
<i>Item 10120 Subject C04</i>	<i>N</i> 2315	1074	1111	1591	263	421	600	844	450	1689	493	1102	521	226	382	37
A08E: A job that gives you an opportunity to be directly helpful to others																
1. Not important	3.7	5.7	1.6	3.8	2.7	4.3	4.5	2.9	3.4	3.1	5.6	3.1	3.8	3.9	4.3	10.3
2. A little important	18.1	26.6	10.4	20.2	10.3	15.8	19.5	18.1	18.2	17.3	20.3	14.4	18.4	21.9	24.2	25.0
3. Pretty important	32.9	33.1	31.8	34.0	32.5	35.4	32.8	33.4	30.0	31.9	37.3	32.0	31.0	39.9	35.7	32.1
4. Very important	45.3	34.5	56.1	42.0	54.6	44.5	43.1	45.6	48.4	47.7	36.8	50.5	46.7	34.3	35.8	32.5
<i>Item 10130 Subject C04, O01</i>	<i>N</i> 2312	1071	1110	1589	263	421	598	843	450	1688	491	1102	519	226	381	37
A08F: A job which provides you with a chance to earn a good deal of money																
1. Not important	2.4	3.0	2.0	2.6	0.2	1.7	3.6	1.9	2.4	2.5	1.9	2.3	1.8	2.0	3.2	7.3
2. A little important	9.8	7.4	12.5	11.5	3.1	8.6	10.0	9.6	10.9	10.9	5.3	11.6	8.9	6.4	8.4	5.3
3. Pretty important	31.2	28.2	34.5	35.9	19.5	32.6	36.5	26.9	30.7	34.1	24.8	34.9	26.8	34.2	27.7	8.4
4. Very important	56.6	61.4	51.0	50.1	77.2	57.1	49.8	61.6	56.0	52.5	68.0	51.2	62.5	57.4	60.7	78.9
<i>Item 10140 Subject C04, F01</i>	<i>N</i> 2311	1073	1107	1588	263	420	600	841	450	1685	493	1099	520	226	382	37
A08G: A job where you have the chance to be creative																
1. Not important	4.8	5.1	4.3	5.4	2.6	5.0	4.9	4.8	4.2	3.7	7.1	4.2	4.5	3.3	6.3	11.7
2. A little important	20.6	19.9	21.6	22.7	16.4	20.1	21.3	21.0	19.4	20.1	23.3	19.1	22.9	23.9	22.3	11.5
3. Pretty important	33.6	32.8	34.8	34.1	30.0	36.0	35.8	31.2	32.9	34.9	29.6	33.3	32.9	36.0	34.3	35.5
4. Very important	41.0	42.2	39.3	37.8	51.0	39.0	38.0	42.9	43.4	41.3	40.0	43.4	39.6	36.8	37.1	41.3
<i>Item 10150 Subject C04</i>	<i>N</i> 2311	1074	1105	1588	263	416	600	845	450	1689	489	1102	518	225	381	37
A08H: A job where the skills you learn will not go out of date																
1. Not important	4.9	5.6	4.3	5.4	2.2	4.7	6.0	3.4	6.4	4.9	4.9	4.8	4.4	4.5	4.7	16.6
2. A little important	15.7	15.5	16.7	18.6	5.9	22.1	17.1	12.3	14.4	16.7	14.1	16.3	17.6	17.0	13.0	9.2
3. Pretty important	33.0	34.2	32.5	34.9	27.4	30.9	37.5	30.7	33.4	33.5	31.9	32.8	31.3	35.1	34.5	35.9
4. Very important	46.3	44.7	46.5	41.2	64.5	42.4	39.4	53.5	45.8	44.8	49.1	46.2	46.7	43.4	47.9	38.3
<i>Item 10160 Subject C04</i>	<i>N</i> 2314	1075	1109	1592	263	419	600	845	450	1689	493	1100	522	226	382	37
A08I: A job that gives you a chance to make friends																
1. Not important	5.2	5.2	5.1	3.7	13.5	5.0	5.0	6.5	3.4	4.5	7.0	4.3	6.2	5.1	5.8	13.5
2. A little important	17.5	17.8	17.5	17.6	19.5	17.2	17.8	15.3	21.3	17.3	18.0	15.9	18.1	17.3	20.2	15.7
3. Pretty important	36.9	37.0	36.7	38.6	28.9	37.4	36.3	37.6	36.1	36.7	37.0	36.1	36.2	43.8	36.9	35.9
4. Very important	40.4	40.0	40.7	40.0	38.1	40.5	40.8	40.6	39.2	41.5	37.9	43.7	39.6	33.9	37.0	34.9
<i>Item 10170 Subject C04, M04</i>	<i>N</i> 2311	1072	1111	1587	263	421	599	841	450	1687	491	1102	521	222	382	37

QUESTIONNAIRE FORM 4 1999	TOTAL	SEX		RACE		REGION				COLLEGE PLANS?		ILLICIT DRUG USE: LIFETIME				
		M	F	White	Black	NE	NC	S	W	Yes	No	None	Mari- juana Only	Few Pills	More Pills	Any Her- oin
<i>N (Weighted No. of Cases):</i>	2326	1075	1111	1593	263	424	602	847	453	1691	493	1103	522	226	382	37
<i>% of Weighted Total:</i>	100.0	46.2	47.8	68.5	11.3	18.2	25.9	36.4	19.5	72.7	21.2	47.4	22.4	9.7	16.4	1.6
A08J: A job which uses your skills and abilities—lets you do the things you can do best																
1. Not important	0.9	1.5	0.2	0.8	1.0	1.1	0.8	0.7	1.0	0.7	1.2	0.4	1.1	0.8	1.5	4.1
2. A little important	4.7	5.3	4.2	5.0	5.0	5.5	4.8	4.6	4.0	3.9	7.5	4.1	4.7	6.9	4.9	4.6
3. Pretty important	26.7	27.5	26.1	28.6	14.7	28.4	33.8	22.7	23.1	25.2	32.4	24.7	24.0	35.9	30.1	31.7
4. Very important	67.7	65.8	69.5	65.5	79.3	65.0	60.6	71.9	72.0	70.2	58.9	70.8	70.2	56.4	63.6	59.6
<i>Item 10180 Subject C04</i>	<i>N</i> 2313	1075	1109	1592	261	421	599	842	450	1691	490	1099	522	226	382	37
A08K: A job that is worthwhile to society																
1. Not important	5.1	6.3	4.1	5.2	3.9	4.9	6.3	4.6	4.8	3.9	8.8	4.1	4.5	6.2	6.5	17.8
2. A little important	18.9	22.0	15.6	20.3	13.5	20.5	15.9	20.5	18.4	17.9	22.7	16.7	20.2	16.2	23.0	35.2
3. Pretty important	36.5	36.2	37.6	37.0	34.6	35.9	40.3	33.2	38.1	36.9	36.7	36.3	34.6	45.8	36.9	25.1
4. Very important	39.5	35.5	42.7	37.5	47.9	38.7	37.6	41.7	38.6	41.4	31.8	42.9	40.6	31.8	33.7	22.0
<i>Item 10190 Subject C04, O01</i>	<i>N</i> 2295	1067	1097	1584	257	412	597	835	450	1675	487	1093	515	221	382	37
A08L: A job where you have more than two weeks vacation																
1. Not important	14.3	11.6	17.5	14.5	16.5	14.0	13.2	14.7	14.9	14.4	14.2	15.4	14.3	15.7	11.9	8.6
2. A little important	31.5	28.9	35.4	32.6	25.4	32.5	37.0	27.8	30.3	32.0	31.5	31.8	35.2	26.3	33.0	10.4
3. Pretty important	27.3	26.7	27.6	28.8	25.3	24.4	29.1	28.0	26.1	28.4	25.2	28.0	24.0	32.0	25.5	32.2
4. Very important	26.9	32.8	19.5	24.1	32.8	29.2	20.6	29.4	28.6	25.2	29.1	24.8	26.6	26.0	29.7	48.8
<i>Item 10200 Subject C04</i>	<i>N</i> 2308	1074	1103	1584	263	415	600	843	450	1687	488	1102	516	224	381	37
A08M: A job where you get a chance to participate in decision making																
1. Not important	4.8	5.2	4.2	5.7	2.8	6.6	4.7	4.7	3.2	3.8	8.2	4.1	3.3	8.8	5.1	16.9
2. A little important	18.1	16.5	19.8	19.6	6.9	18.0	20.7	14.6	21.4	18.1	19.1	16.4	19.7	19.1	20.8	15.4
3. Pretty important	41.3	41.6	42.1	43.7	37.5	43.4	42.3	39.2	42.0	41.1	41.7	44.9	37.8	43.9	36.5	36.2
4. Very important	35.8	36.8	33.9	30.9	52.9	31.9	32.2	41.5	33.4	37.0	30.9	34.6	39.1	28.2	37.5	31.5
<i>Item 10210 Subject C04</i>	<i>N</i> 2307	1072	1105	1588	260	419	598	841	449	1684	492	1099	519	223	381	37
A08N: A job which leaves a lot of time for other things in your life																
1. Not important	1.9	2.1	1.7	1.2	2.3	3.0	1.4	1.2	2.8	1.9	2.1	1.7	1.2	3.5	2.2	3.3
2. A little important	15.0	11.9	18.8	15.6	14.2	17.6	17.2	12.3	15.1	15.6	14.3	16.7	15.8	17.6	7.8	13.3
3. Pretty important	37.1	34.7	40.4	40.4	30.8	36.0	42.7	35.6	33.6	38.7	34.7	35.5	39.7	36.2	42.0	12.6
4. Very important	45.9	51.4	39.0	42.7	52.8	43.4	38.7	51.0	48.6	43.8	48.9	46.1	43.3	42.6	48.0	70.9
<i>Item 10220 Subject C04</i>	<i>N</i> 2306	1072	1104	1586	262	416	600	839	450	1685	489	1097	518	226	382	37
A08O: A job which allows you to establish roots in a community and not have to move from place to place																
1. Not important	10.3	10.9	9.4	10.1	9.4	12.5	11.0	9.9	8.2	9.4	12.9	7.5	12.2	13.6	10.5	30.8
2. A little important	18.4	19.3	18.0	18.8	18.9	21.1	18.4	17.4	17.6	19.6	13.3	17.9	15.9	20.4	21.4	14.1
3. Pretty important	32.8	32.6	33.7	34.3	32.4	34.2	32.6	33.3	30.6	33.5	31.2	34.1	31.5	32.7	32.4	30.9
4. Very important	38.6	37.2	38.9	36.8	39.2	32.2	38.0	39.4	43.6	37.5	42.6	40.5	40.3	33.3	35.7	24.2
<i>Item 10230 Subject C04</i>	<i>N</i> 2314	1075	1109	1590	263	421	600	842	450	1689	493	1101	521	226	382	37
A08P: A job which leaves you mostly free of supervision by others																
1. Not important	8.3	8.0	8.8	8.4	8.8	8.3	9.1	7.6	8.4	7.8	10.4	7.8	7.4	8.6	9.5	4.3
2. A little important	24.7	21.0	28.6	25.5	25.7	26.7	25.6	24.5	21.9	25.3	23.7	27.0	24.6	25.1	19.4	26.0
3. Pretty important	39.6	39.1	40.8	41.8	33.3	35.7	41.8	37.8	43.6	41.1	37.3	39.3	41.2	42.2	39.3	28.3
4. Very important	27.5	31.8	21.8	24.3	32.3	29.3	23.6	30.0	26.1	25.8	28.6	25.9	26.7	24.1	31.7	41.5
<i>Item 10240 Subject C04</i>	<i>N</i> 2308	1071	1106	1587	262	419	600	843	445	1683	493	1097	520	226	381	36
A08Q: A job that offers a reasonably predictable, secure future																
1. Not important	2.0	2.9	1.3	2.2	1.3	1.0	3.4	1.6	1.8	2.3	1.2	2.0	1.7	3.1	1.7	5.5
2. A little important	6.3	7.4	5.2	6.0	4.7	8.0	4.9	6.1	7.0	6.1	6.3	6.3	4.6	5.8	7.0	1.4
3. Pretty important	29.4	29.0	30.0	33.7	15.8	31.1	34.1	25.5	28.8	30.2	28.7	28.7	31.7	32.1	27.8	32.2
4. Very important	62.3	60.8	63.5	58.0	78.2	59.8	57.5	66.8	62.4	61.3	63.8	63.1	61.9	59.1	63.5	60.9
<i>Item 10250 Subject C04</i>	<i>N</i> 2305	1069	1106	1587	259	421	598	837	449	1685	488	1098	519	225	382	35

DESCRIPTIVE RESULTS: 1999

163

QUESTIONNAIRE FORM 4 1999	TOTAL	SEX		RACE		REGION				COLLEGE PLANS?		ILLICIT DRUG USE: LIFETIME				
		M	F	White	Black	NE	NC	S	W	Yes	No	None	Mari- juana Only	Few Pills	More Pills	Any Her- oin
<i>N (Weighted No. of Cases):</i>	2326	1075	1111	1593	263	424	602	847	453	1691	493	1103	522	226	382	37
<i>% of Weighted Total:</i>	100.0	46.2	47.8	68.5	11.3	18.2	25.9	36.4	19.5	72.7	21.2	47.4	22.4	9.7	16.4	1.6
A08R: A job where you can learn new things, learn new skills																
1. Not important	2.4	2.7	2.1	2.5	0.4	2.3	3.6	1.8	1.9	2.1	2.9	1.5	2.6	2.9	4.4	4.9
2. A little important	14.1	15.4	13.6	17.1	6.2	13.8	18.0	11.3	14.6	15.5	11.1	14.3	13.6	15.3	14.2	20.6
3. Pretty important	38.9	38.7	39.3	42.1	25.7	38.8	41.4	36.0	40.9	40.3	36.2	41.0	35.0	41.5	39.5	26.4
4. Very important	44.6	43.2	45.0	38.3	67.7	45.0	37.0	50.8	42.7	42.1	49.8	43.3	48.8	40.3	41.9	48.1
<i>Item 10260 Subject B02, C04</i>	<i>N</i> 2304	1066	1108	1584	260	421	598	840	446	1681	491	1097	519	225	382	35
A08S: A job where you do not have to pretend to be a type of person that you are not																
1. Not important	5.4	7.2	3.2	5.0	7.3	7.8	4.9	5.7	3.4	5.3	5.2	5.0	4.4	6.6	4.8	19.8
2. A little important	5.2	6.9	3.7	4.9	2.5	6.2	4.9	5.2	4.9	5.0	6.6	4.3	5.6	4.7	7.4	6.0
3. Pretty important	18.9	23.1	14.9	21.2	10.8	18.9	24.8	16.3	15.8	18.8	19.3	16.7	20.2	23.7	21.1	16.0
4. Very important	70.5	62.8	78.2	68.9	79.3	67.1	65.4	72.8	76.0	71.0	68.9	73.9	69.9	65.0	66.7	58.2
<i>Item 10270 Subject C04</i>	<i>N</i> 2305	1068	1107	1585	261	421	597	839	448	1682	491	1100	518	224	381	35
A08T: A job that most people look up to and respect																
1. Not important	5.5	6.3	4.3	5.9	4.1	4.3	4.5	5.7	7.7	4.9	6.6	6.1	5.2	2.4	4.2	17.3
2. A little important	16.4	18.7	13.9	17.1	12.1	15.0	15.3	16.2	19.6	15.7	19.0	16.8	14.0	13.5	19.7	13.8
3. Pretty important	35.6	32.8	38.7	37.7	29.4	34.5	42.2	32.7	33.4	36.5	33.9	35.5	35.1	43.5	35.0	26.3
4. Very important	42.4	42.2	43.1	39.2	54.4	46.3	37.9	45.4	39.3	42.9	40.5	41.6	45.7	40.6	41.2	42.7
<i>Item 10280 Subject C04</i>	<i>N</i> 2305	1069	1106	1586	261	419	596	840	449	1683	490	1101	518	225	380	35
A08U: A job that permits contact with a lot of people																
1. Not important	11.0	12.7	9.3	11.6	13.1	12.2	10.7	10.9	10.6	8.9	17.9	11.1	11.0	7.6	12.5	24.3
2. A little important	23.6	28.2	18.6	23.6	23.5	21.1	23.9	23.2	26.3	22.8	26.6	23.5	22.5	24.0	24.9	-
3. Pretty important	35.3	34.9	36.6	36.4	31.6	36.6	35.8	36.1	32.1	36.1	33.1	34.2	34.8	40.6	35.4	42.6
4. Very important	30.0	24.2	35.5	28.3	31.8	30.1	29.5	29.8	31.0	32.2	22.4	31.1	31.6	27.8	27.2	33.1
<i>Item 10290 Subject C04, M05</i>	<i>N</i> 2301	1068	1108	1585	261	421	596	837	448	1684	490	1099	519	225	381	35
A08V: A job with an easy pace that lets you work slowly																
1. Not important	24.1	24.1	25.3	25.0	20.9	23.6	28.6	20.9	24.7	25.8	20.6	25.6	23.9	23.9	22.9	10.6
2. A little important	36.1	36.5	36.1	37.9	33.3	36.1	35.0	36.0	37.8	37.6	34.0	35.9	36.5	38.2	37.6	36.3
3. Pretty important	24.8	23.8	24.8	24.8	26.1	25.4	23.8	26.3	22.7	23.6	27.6	23.9	23.2	29.8	25.0	22.4
4. Very important	15.0	15.7	13.7	12.3	19.7	15.0	12.5	16.7	14.8	12.9	17.8	14.5	16.3	8.2	14.5	30.6
<i>Item 10300 Subject C04</i>	<i>N</i> 2301	1067	1108	1585	261	421	595	836	449	1682	491	1099	516	225	382	35
A08W: A job where most problems are quite difficult and challenging																
1. Not important	20.1	17.8	22.1	21.0	21.0	19.6	19.5	21.0	19.7	17.9	27.9	20.4	17.1	20.6	23.9	24.2
2. A little important	39.2	36.5	42.5	40.6	35.6	38.8	39.5	39.9	38.0	40.8	35.7	38.1	43.2	39.8	38.2	38.8
3. Pretty important	28.3	30.5	25.6	27.1	27.7	31.5	28.4	26.8	28.0	29.0	25.1	30.3	25.4	28.9	25.4	18.1
4. Very important	12.4	15.1	9.8	11.3	15.6	10.1	12.7	12.2	14.2	12.4	11.3	11.2	14.3	10.7	12.4	19.0
<i>Item 10310 Subject C04</i>	<i>N</i> 2303	1068	1108	1586	261	421	598	834	449	1683	491	1100	519	225	380	35

QUESTIONNAIRE FORM 4 1999	TOTAL	SEX		RACE		REGION				COLLEGE PLANS?		ILLICIT DRUG USE: LIFETIME					
		M	F	White	Black	NE	NC	S	W	Yes	No	None	Mari- juana Only	Few Pills	More Pills	Any Her- oin	
<i>N (Weighted No. of Cases):</i>	2326	1075	1111	1593	263	424	602	847	453	1691	493	1103	522	226	382	37	
<i>% of Weighted Total:</i>	100.0	46.2	47.8	68.5	11.3	18.2	25.9	36.4	19.5	72.7	21.2	47.4	22.4	9.7	16.4	1.6	
A09: What kind of work do you think you will be doing when you are 30 years old? Mark the one that comes closest to what you expect to be doing.																	
01. Laborer (car washer, sanitary worker, farm laborer)	0.1	0.1	*	0.1	0.2	-	0.1	0.2	-	0.1	0.1	0.1	-	-	-	1.7	
02. Service worker (cook, waiter, barber, janitor, gas station attendant, practical nurse, beautician)	1.6	0.5	2.5	1.3	2.5	1.3	1.8	2.2	0.3	0.5	4.6	1.4	1.4	2.2	1.0	3.4	
03. Operative or semi-skilled worker (garage worker, taxicab, bus or truck driver, assembly line worker, welder)	1.5	2.3	0.5	1.6	0.5	0.5	2.1	1.0	2.5	0.6	4.2	1.8	1.0	1.6	1.2	2.2	
04. Sales clerk in a retail store or by phone (phone sales, department store clerk, drug store clerk)	0.4	0.4	0.5	0.4	0.8	0.1	1.3	-	0.3	0.1	1.2	0.7	0.1	-	0.4	-	
05. Clerical or office worker (bank teller, bookkeeper, secretary, postal clerk or carrier, keyboard operator)	2.8	0.4	5.4	2.4	4.7	1.8	2.1	3.6	3.2	2.1	5.9	3.1	1.9	3.3	2.9	-	
06. Protective service (police officer, firefighter, detective)	3.7	5.6	1.9	4.0	2.7	3.5	1.8	3.5	7.1	3.4	4.6	3.0	2.8	5.7	6.6	3.3	
07. Military service	3.3	5.5	0.9	2.7	5.2	2.7	2.2	4.6	3.0	2.7	4.5	2.5	3.6	2.7	3.7	17.2	
08. Craftsman or skilled worker (carpenter, electrician, brick layer, mechanic, machinist, tool and die maker, telephone installer)	6.9	13.7	0.3	7.4	4.1	3.6	7.0	8.4	7.2	2.6	22.1	5.0	9.2	5.7	10.3	6.1	
09. Farm owner, farm manager	1.2	1.8	0.6	1.5	0.7	1.2	0.8	1.9	0.5	0.9	1.9	1.5	0.6	1.2	1.4	-	
10. Owner of small business (restaurant owner, shop owner)	5.9	6.6	5.1	6.0	5.2	8.9	6.7	4.7	4.4	4.7	8.8	5.2	6.7	8.0	4.8	9.8	
11. Sales representative (insurance agent, real estate broker, bond salesman)	1.7	2.1	1.1	1.7	1.1	2.1	1.2	1.5	2.2	1.8	1.4	1.0	2.3	2.9	2.0	5.9	
12. Manager or administrator (office manager, sales manager, school administrator, government official)	4.6	5.0	4.3	4.7	4.8	6.0	4.3	4.5	3.7	5.1	3.5	3.6	5.7	6.1	4.9	-	
13. Professional without doctoral degree (registered nurse, librarian, engineer, architect, social worker, accountant, actor, artist, musician, teacher, pilot, computer programmer or analyst)	39.5	35.5	43.8	39.2	41.7	39.6	43.1	35.8	41.7	44.5	23.4	43.2	34.9	33.0	40.2	30.2	
14. Professional with doctoral degree or equivalent (lawyer, physician, dentist, scientist, college professor)	18.9	12.9	25.3	17.9	22.5	23.2	16.6	20.5	14.9	23.5	3.7	21.1	20.2	16.4	14.0	8.6	
15. Full-time homemaker	1.3	0.3	2.1	1.6	0.2	0.4	0.9	1.3	2.5	1.0	2.6	1.4	0.9	1.2	1.4	4.6	
16. Don't know—GO TO Q.A13	6.5	7.4	5.7	7.5	2.9	5.1	7.8	6.4	6.4	6.5	7.6	5.6	8.6	9.9	5.0	7.0	
<i>Item 10320 Subject C03</i>	<i>N</i>	2182	1008	1061	1521	236	410	569	790	414	1619	453	1042	502	216	355	29
A10: How likely do you think it is that you will actually get to do this kind of work?																	
1. Not very likely	0.8	1.3	0.4	0.4	2.8	0.4	0.7	1.0	0.9	0.5	1.0	0.7	1.3	-	0.2	4.9	
2. Somewhat likely	7.1	7.1	7.2	6.4	6.7	8.2	8.0	4.9	9.0	7.0	6.8	7.2	6.3	7.6	7.4	12.5	
3. Fairly likely	20.9	22.5	19.6	21.8	19.3	23.0	18.7	21.1	21.5	20.5	22.0	20.2	20.3	19.5	25.5	9.4	
4. Very likely	43.4	41.3	45.4	44.3	41.0	43.5	44.3	43.4	42.1	46.5	36.0	43.8	43.3	49.1	40.8	48.0	
5. Certain	21.4	20.0	22.9	20.0	25.6	20.2	21.9	22.4	20.0	22.5	16.8	22.6	23.5	19.6	15.5	13.7	
6. I already do this kind of work	6.4	7.8	4.5	7.0	4.5	4.6	6.3	7.3	6.4	3.0	17.4	5.5	5.4	4.2	10.6	11.6	
<i>Item 10330 Subject C03</i>	<i>N†</i>	2115	959	1040	1445	252	393	542	770	410	1552	445	1018	472	201	352	31
A11: How certain are you that this kind of work is a good choice for you?																	
1. Not at all certain	2.3	2.5	2.2	2.1	3.4	3.4	2.3	2.1	1.5	2.1	2.8	1.9	2.2	4.1	2.3	5.8	
2. Somewhat certain	6.8	7.4	5.9	6.8	5.5	6.3	6.6	6.3	8.7	7.1	5.3	6.0	7.2	3.8	9.4	10.0	
3. Fairly certain	25.5	25.0	25.8	26.1	16.0	28.7	27.2	22.4	26.1	25.6	25.7	25.9	21.5	25.4	30.1	21.5	
4. Very certain	41.4	38.9	44.0	41.5	44.4	42.1	40.4	42.2	40.6	41.7	39.4	42.3	42.3	43.8	37.5	40.4	
5. Completely certain	24.0	26.1	22.1	23.5	30.7	19.6	23.6	27.0	23.1	23.5	26.8	24.0	26.7	22.9	20.6	22.3	
<i>Item 10340 Subject C03</i>	<i>N†</i>	2123	966	1042	1451	252	395	543	775	411	1558	447	1020	473	202	356	31
A12: How satisfying do you think this kind of work will be for you?																	
1. Not very satisfying	0.5	1.0	0.1	0.5	0.7	0.4	1.1	0.1	0.5	0.4	0.4	0.3	0.1	-	0.7	14.5	
2. Somewhat satisfying	5.4	6.2	4.2	5.0	3.4	4.3	6.2	4.7	6.5	4.7	7.7	5.4	4.6	4.3	6.2	7.1	
3. Quite satisfying	19.1	21.6	16.4	19.0	20.9	19.6	19.0	21.0	15.1	16.9	25.9	18.0	16.8	18.8	26.2	12.8	
4. Very satisfying	42.1	39.7	45.0	41.7	36.9	44.1	42.0	41.3	41.8	43.6	36.7	42.3	43.4	49.3	37.7	23.4	
5. Extremely satisfying	32.9	31.5	34.3	33.8	38.2	31.6	31.7	32.8	36.0	34.4	29.3	34.0	35.1	27.5	29.1	42.2	
<i>Item 10350 Subject C03, P02</i>	<i>N†</i>	2122	966	1041	1451	252	394	543	775	411	1557	447	1019	473	202	356	31

†=excludes respondents for whom question was inappropriate. *=less than .05 percent.

QUESTIONNAIRE FORM 4 1999	TOTAL	SEX		RACE		REGION				COLLEGE PLANS?		ILLICIT DRUG USE: LIFETIME				
		M	F	White	Black	NE	NC	S	W	Yes	No	None	Mari- juana Only	Few Pills	More Pills	Any Her- oin
<i>N (Weighted No. of Cases):</i>	2326	1075	1111	1593	263	424	602	847	453	1691	493	1103	522	226	382	37
<i>% of Weighted Total:</i>	100.0	46.2	47.8	68.5	11.3	18.2	25.9	36.4	19.5	72.7	21.2	47.4	22.4	9.7	16.4	1.6
A13: To what extent do you think the things listed below will prevent you from getting the kind of work you would like to have?																
A13A: Your religion																
1. Not at all	89.8	87.5	91.9	91.3	88.3	91.7	90.7	89.3	87.5	89.9	91.5	88.3	89.5	93.3	94.0	84.3
2. Somewhat	5.2	5.6	4.7	4.5	4.5	3.5	4.5	4.6	8.8	5.6	2.8	7.2	4.8	1.6	1.9	3.7
3. A lot	1.2	1.4	0.9	0.9	1.3	1.6	0.9	1.4	0.9	0.8	2.1	1.0	1.5	1.3	0.6	1.3
8. Don't know	3.9	5.5	2.4	3.4	5.8	3.2	3.8	4.7	2.8	3.7	3.6	3.5	4.1	3.9	3.5	10.7
<i>Item 10360 Subject C03, G</i>	<i>N</i> 2270	1059	1087	1568	252	416	598	817	439	1669	481	1076	515	225	376	37
A13B: Your sex																
1. Not at all	75.8	86.2	64.9	78.0	69.5	69.5	78.8	75.0	79.3	74.4	81.5	75.7	76.3	72.7	78.0	70.9
2. Somewhat	18.1	8.0	28.8	17.4	19.9	24.9	15.5	17.6	16.1	19.9	12.6	18.2	17.9	20.2	16.9	17.1
3. A lot	3.6	3.2	3.7	2.8	6.8	3.8	3.0	4.7	2.1	3.2	3.7	3.4	3.3	4.5	2.9	9.0
8. Don't know	2.5	2.6	2.6	1.8	3.8	1.9	2.7	2.8	2.5	2.5	2.2	2.7	2.5	2.5	2.2	3.0
<i>Item 10370 Subject C03, D06</i>	<i>N</i> 2267	1057	1087	1566	252	415	597	817	439	1668	479	1076	515	224	376	37
A13C: Your race																
1. Not at all	79.1	78.7	79.8	90.1	42.4	83.2	83.6	74.0	78.4	78.3	85.5	77.9	78.1	82.6	84.1	70.2
2. Somewhat	13.1	12.5	13.8	6.5	32.6	11.4	9.5	15.7	14.8	14.2	8.6	14.4	13.3	11.2	10.9	7.4
3. A lot	4.7	4.8	4.3	1.6	19.6	3.3	3.1	7.2	3.8	4.4	3.3	4.2	5.9	3.9	3.5	9.5
8. Don't know	3.1	4.0	2.1	1.8	5.4	2.1	3.9	3.1	3.1	3.0	2.5	3.6	2.7	2.3	1.5	12.9
<i>Item 10380 Subject C03, N02</i>	<i>N</i> 2268	1058	1087	1566	252	415	597	817	439	1668	480	1075	515	225	376	37
A13D: Your family background																
1. Not at all	85.0	82.7	87.6	88.4	79.1	84.6	86.5	83.8	85.6	85.7	86.1	84.5	86.7	84.0	86.4	79.2
2. Somewhat	9.5	10.6	8.2	8.1	12.3	9.4	10.1	9.4	9.0	9.5	7.7	10.4	7.9	11.4	8.2	9.2
3. A lot	2.1	2.8	1.7	1.2	3.4	2.5	1.1	2.5	2.6	1.7	2.5	2.0	2.8	1.3	2.5	-
8. Don't know	3.3	4.0	2.5	2.3	5.2	3.6	2.3	4.3	2.8	3.1	3.7	3.1	2.7	3.4	2.9	11.6
<i>Item 10390 Subject C03</i>	<i>N</i> 2270	1057	1089	1569	251	416	597	818	439	1668	478	1077	515	224	376	37
A13E: Your political views																
1. Not at all	80.1	78.1	81.8	83.1	71.9	79.7	81.0	77.9	83.3	80.6	81.0	82.1	77.5	80.4	81.3	51.7
2. Somewhat	11.5	12.2	10.6	11.2	12.1	12.4	10.7	12.2	10.3	11.5	10.4	10.6	11.8	14.4	11.1	25.3
3. A lot	1.8	2.0	1.6	1.4	2.7	1.3	2.4	1.7	1.5	1.9	0.8	1.4	1.9	1.4	2.0	5.6
8. Don't know	6.6	7.8	6.0	4.3	13.3	6.6	5.8	8.2	5.0	6.0	7.8	5.8	8.8	3.8	5.5	17.4
<i>Item 10400 Subject C03, H01</i>	<i>N</i> 2264	1057	1086	1566	250	415	596	815	439	1668	477	1075	514	224	376	37
A13F: Your education																
1. Not at all	44.1	42.6	44.7	44.5	43.3	46.4	42.4	47.2	38.2	46.1	36.7	45.2	48.3	41.9	37.2	35.9
2. Somewhat	20.7	21.3	20.8	21.3	19.3	20.9	20.4	19.1	23.7	18.3	28.9	18.9	19.9	22.1	24.7	36.8
3. A lot	32.1	32.2	31.9	31.4	34.8	30.8	33.1	30.8	34.7	32.3	32.1	32.4	29.2	33.9	35.2	22.1
8. Don't know	3.1	3.8	2.6	2.9	2.6	1.9	4.1	2.9	3.4	3.3	2.4	3.5	2.6	2.1	2.9	5.2
<i>Item 10410 Subject B09, C03</i>	<i>N</i> 2265	1058	1084	1564	251	413	597	817	438	1666	479	1074	514	224	377	37
A13G: Lack of vocational training																
1. Not at all	51.3	52.5	49.4	53.9	46.4	54.1	54.5	51.2	44.5	52.9	46.5	53.4	49.0	51.1	49.9	50.5
2. Somewhat	23.5	23.6	23.5	22.8	26.0	20.2	22.7	25.6	23.7	22.1	28.9	20.4	26.9	25.4	25.9	23.6
3. A lot	14.9	14.2	15.3	13.4	16.4	14.2	13.6	14.4	18.3	13.6	18.9	14.4	14.2	15.8	15.6	13.9
8. Don't know	10.3	9.7	11.8	9.9	11.3	11.6	9.2	8.8	13.5	11.5	5.7	11.8	9.9	7.8	8.6	12.0
<i>Item 10420 Subject C03</i>	<i>N</i> 2258	1050	1085	1556	252	407	594	818	438	1662	473	1075	510	222	373	37
A13H: Lack of ability																
1. Not at all	53.5	54.7	51.4	54.0	52.0	51.4	51.0	56.2	53.7	53.5	52.8	52.6	53.7	57.4	54.6	39.1
2. Somewhat	15.3	15.1	15.7	15.6	14.8	16.1	18.3	12.9	14.8	14.2	20.6	15.2	14.0	13.0	18.6	16.0
3. A lot	27.7	25.9	30.0	27.5	30.0	30.3	26.4	27.5	27.6	28.8	23.6	28.6	28.7	26.7	24.4	28.8
8. Don't know	3.5	4.3	3.0	2.9	3.1	2.1	4.2	3.5	3.9	3.6	3.1	3.6	3.6	2.8	2.5	16.1
<i>Item 10430 Subject C03</i>	<i>N</i> 2265	1057	1084	1566	252	416	595	815	439	1665	479	1077	514	222	376	37

QUESTIONNAIRE FORM 4 1999	TOTAL	SEX		RACE		REGION				COLLEGE PLANS?		ILLICIT DRUG USE: LIFETIME				
		M	F	White	Black	NE	NC	S	W	Yes	No	None	Mari- juana Only	Few Pills	More Pills	Any Her- oin
<i>N (Weighted No. of Cases):</i>	2326	1075	1111	1593	263	424	602	847	453	1691	493	1103	522	226	382	37
<i>% of Weighted Total:</i>	100.0	46.2	47.8	68.5	11.3	18.2	25.9	36.4	19.5	72.7	21.2	47.4	22.4	9.7	16.4	1.6
A13I: Not knowing the right people																
1. Not at all	43.6	40.4	46.1	46.0	37.1	39.5	47.6	44.8	40.0	41.0	52.5	40.6	45.0	48.0	45.5	48.1
2. Somewhat	39.1	40.1	39.1	38.9	39.4	44.1	38.0	36.3	41.1	42.1	31.7	42.6	38.7	36.9	33.8	19.4
3. A lot	11.2	12.7	9.5	10.3	13.2	11.0	10.5	10.7	13.3	11.1	10.1	9.9	10.5	11.7	15.5	17.4
8. Don't know	6.0	6.8	5.3	4.9	10.4	5.4	3.8	8.2	5.7	5.8	5.7	6.9	5.8	3.4	5.1	15.1
<i>Item 10440 Subject C03</i>	<i>N</i> 2269	<i>1059</i>	<i>1086</i>	<i>1568</i>	<i>252</i>	<i>417</i>	<i>597</i>	<i>817</i>	<i>439</i>	<i>1668</i>	<i>481</i>	<i>1075</i>	<i>516</i>	<i>224</i>	<i>377</i>	<i>37</i>
A13J: Not wanting to work hard																
1. Not at all	53.3	53.5	53.0	54.4	52.3	50.0	54.5	53.5	54.2	53.2	54.7	53.6	54.3	50.9	52.0	51.5
2. Somewhat	10.9	12.6	9.1	10.5	10.5	12.5	9.9	9.5	13.5	11.0	10.0	11.0	9.2	11.4	13.0	17.2
3. A lot	33.3	30.9	35.7	33.0	33.7	34.6	33.4	34.3	30.0	33.4	32.9	33.2	33.9	35.0	32.6	20.2
8. Don't know	2.5	2.9	2.2	2.0	3.5	2.9	2.2	2.7	2.2	2.5	2.4	2.2	2.6	2.8	2.5	11.1
<i>Item 10450 Subject C03, Q07</i>	<i>N</i> 2267	<i>1056</i>	<i>1088</i>	<i>1568</i>	<i>252</i>	<i>415</i>	<i>595</i>	<i>818</i>	<i>439</i>	<i>1665</i>	<i>479</i>	<i>1075</i>	<i>514</i>	<i>224</i>	<i>376</i>	<i>37</i>
A13K: Not wanting to conform																
1. Not at all	48.5	48.1	48.7	49.8	46.9	49.6	50.8	46.3	48.5	47.1	54.3	45.9	52.4	52.4	47.8	43.2
2. Somewhat	22.9	24.7	20.8	23.5	21.3	21.3	23.4	23.5	22.7	25.0	14.6	25.0	18.6	18.1	25.0	27.9
3. A lot	17.5	17.4	17.8	16.7	18.3	13.5	17.4	19.1	18.3	17.1	19.2	18.7	17.1	16.4	16.5	6.9
8. Don't know	11.1	9.7	12.7	10.0	13.5	15.7	8.3	11.1	10.5	10.7	11.9	10.4	11.8	13.0	10.7	22.1
<i>Item 10460 Subject C03, Q08</i>	<i>N</i> 2262	<i>1055</i>	<i>1083</i>	<i>1563</i>	<i>251</i>	<i>415</i>	<i>597</i>	<i>812</i>	<i>439</i>	<i>1664</i>	<i>478</i>	<i>1074</i>	<i>513</i>	<i>224</i>	<i>375</i>	<i>37</i>
A14: If you were to get enough money to live as comfortably as you'd like for the rest of your life, would you want to work?																
1. I would want to work	74.4	68.8	80.2	73.3	72.8	72.8	75.1	74.0	75.7	75.8	70.3	79.0	68.1	77.2	68.3	67.0
2. I would not want to work	25.6	31.2	19.8	26.7	27.2	27.2	24.9	26.0	24.3	24.2	29.7	21.0	31.9	22.8	31.7	33.0
<i>Item 8100 Subject C06</i>	<i>N</i> 2292	<i>1070</i>	<i>1100</i>	<i>1586</i>	<i>260</i>	<i>419</i>	<i>596</i>	<i>834</i>	<i>444</i>	<i>1683</i>	<i>485</i>	<i>1091</i>	<i>517</i>	<i>226</i>	<i>381</i>	<i>37</i>
A15: How much do you agree or disagree with each statement below?																
A15A: One sees so few good or happy marriages that one questions it as a way of life (NOTE: This question was omitted in the questionnaires administered in California, beginning in 1997, due to state requirements.)																
1. Disagree	29.5	30.6	28.1	32.3	21.3	26.8	28.8	29.2	37.3	30.8	26.0	32.9	29.5	25.8	23.5	29.7
2. Mostly disagree	17.3	15.9	19.3	18.9	12.5	18.8	19.9	15.9	13.3	19.6	10.8	18.5	18.5	16.3	15.6	7.7
3. Neither	25.2	26.8	24.0	23.1	28.7	22.8	26.6	24.6	28.0	24.9	26.9	23.6	24.1	28.6	26.6	29.0
4. Mostly agree	16.8	15.6	17.6	16.4	19.6	20.8	16.1	16.9	10.8	15.0	21.5	15.7	15.8	19.3	20.3	21.0
5. Agree	11.2	11.2	10.9	9.3	17.9	10.8	8.6	13.4	10.5	9.7	14.8	9.3	12.1	9.9	13.9	12.6
<i>Item 10470 Subject D03</i>	<i>N</i> 2055	<i>969</i>	<i>985</i>	<i>1481</i>	<i>232</i>	<i>414</i>	<i>590</i>	<i>825</i>	<i>226</i>	<i>1520</i>	<i>435</i>	<i>991</i>	<i>451</i>	<i>207</i>	<i>344</i>	<i>35</i>
A15B: It is usually a good idea for a couple to live together before getting married in order to find out whether they really get along (NOTE: This question was omitted in the questionnaires administered in California, beginning in 1997, due to state requirements.)																
1. Disagree	17.2	15.1	18.6	18.4	15.1	8.7	16.7	20.2	23.1	18.5	12.5	24.9	11.5	8.5	6.9	19.3
2. Mostly disagree	9.6	7.9	11.6	10.2	8.9	7.6	11.2	10.9	4.6	10.7	6.1	11.0	8.9	7.3	8.5	4.2
3. Neither	11.3	13.0	10.1	11.5	6.5	10.7	11.6	10.9	12.9	11.9	8.5	10.9	12.1	15.8	8.5	3.6
4. Mostly agree	25.4	25.2	25.4	25.0	23.3	29.4	25.1	24.6	22.2	26.2	24.8	24.8	25.5	24.1	27.6	38.5
5. Agree	36.5	38.9	34.4	35.0	46.1	43.6	35.5	33.4	37.2	32.5	48.1	28.3	42.1	44.3	48.5	34.3
<i>Item 10480 Subject D03</i>	<i>N</i> 2079	<i>975</i>	<i>998</i>	<i>1491</i>	<i>240</i>	<i>421</i>	<i>595</i>	<i>835</i>	<i>228</i>	<i>1531</i>	<i>443</i>	<i>1003</i>	<i>461</i>	<i>207</i>	<i>344</i>	<i>35</i>

DESCRIPTIVE RESULTS: 1999

167

QUESTIONNAIRE FORM 4 1999	TOTAL	SEX		RACE		REGION				COLLEGE PLANS?		ILLICIT DRUG USE: LIFETIME				
		M	F	White	Black	NE	NC	S	W	Yes	No	None	Mari- juana Only	Few Pills	More Pills	Any Her- oin
<i>N (Weighted No. of Cases):</i>	2326	1075	1111	1593	263	424	602	847	453	1691	493	1103	522	226	382	37
<i>% of Weighted Total:</i>	100.0	46.2	47.8	68.5	11.3	18.2	25.9	36.4	19.5	72.7	21.2	47.4	22.4	9.7	16.4	1.6
A15C: Having a close intimate relationship with only one partner is too restrictive for the average person (NOTE: This question was omitted in the questionnaires administered in California, beginning in 1997, due to state requirements.)																
1. Disagree	49.0	42.6	56.4	50.0	46.8	42.9	50.7	50.9	49.1	50.9	45.9	52.9	49.6	46.3	43.8	19.9
2. Mostly disagree	21.2	23.5	19.8	23.3	12.7	27.2	23.2	17.1	19.8	21.9	20.7	21.4	19.8	20.1	22.8	28.2
3. Neither	13.5	15.1	11.3	13.0	12.9	13.9	13.3	13.0	15.4	12.6	15.5	11.7	14.0	18.3	14.4	16.9
4. Mostly agree	10.3	10.7	8.8	8.6	20.7	10.2	7.6	12.4	10.0	9.8	10.4	9.3	10.4	7.0	11.8	23.9
5. Agree	5.9	8.1	3.7	5.2	6.9	5.8	5.2	6.6	5.7	4.8	7.5	4.7	6.2	8.3	7.2	11.1
<i>Item 10490 Subject D03</i>	<i>N</i> 2072	972	997	1489	237	420	595	829	228	1530	443	1000	457	207	344	34
A15D: Having a job takes away from a woman's relationship with her husband																
1. Disagree	52.1	41.0	63.5	52.4	58.5	56.8	54.1	51.8	45.4	53.9	48.3	53.2	55.0	48.0	48.3	46.8
2. Mostly disagree	21.6	22.1	20.1	21.7	19.4	20.1	21.8	22.9	20.1	22.4	19.5	23.4	21.8	22.9	15.8	19.7
3. Neither	15.1	21.7	9.0	15.7	7.6	13.1	14.0	13.7	20.9	15.4	13.7	14.0	13.0	16.4	19.6	15.0
4. Mostly agree	7.4	9.3	5.6	6.6	10.1	6.3	7.3	6.7	10.0	6.2	10.2	6.8	6.4	9.0	8.9	12.7
5. Agree	3.9	5.9	1.8	3.6	4.3	3.7	2.8	4.9	3.7	2.2	8.3	2.6	3.8	3.7	7.4	5.8
<i>Item 10500 Subject D05</i>	<i>N</i> 2292	1066	1108	1583	261	420	592	834	447	1686	486	1092	517	225	382	37
A15E: Having a job gives a wife more of a chance to develop herself as a person																
1. Disagree	4.2	6.2	2.3	3.9	4.7	3.7	4.1	3.9	5.0	3.8	5.0	4.4	3.7	3.4	4.7	6.0
2. Mostly disagree	3.1	4.0	2.1	3.1	3.3	2.4	2.2	3.4	4.3	2.9	3.2	3.9	1.2	2.6	2.9	6.4
3. Neither	13.6	18.8	8.6	12.7	13.6	11.7	14.5	13.1	15.2	12.5	17.8	13.3	11.7	16.8	14.1	15.7
4. Mostly agree	30.3	34.9	25.2	31.8	22.6	26.9	28.6	30.8	34.9	31.7	27.2	27.9	32.8	30.1	33.4	46.2
5. Agree	48.9	36.0	61.8	48.5	55.8	55.3	50.5	48.9	40.6	49.0	46.8	50.5	50.5	47.1	44.9	25.7
<i>Item 10510 Subject D05</i>	<i>N</i> 2292	1065	1109	1583	263	420	594	832	446	1684	489	1092	516	226	382	37
A15F: Being a father and raising children is one of the most fulfilling experiences a man can have																
1. Disagree	3.9	6.0	1.8	4.0	2.0	4.4	3.9	4.4	2.5	3.3	5.9	2.8	3.6	4.4	6.7	8.6
2. Mostly disagree	2.3	2.8	1.6	2.7	2.0	1.6	3.0	1.4	3.9	2.2	2.8	2.1	1.8	2.1	4.0	1.8
3. Neither	18.8	16.9	21.6	20.0	12.5	21.6	20.9	17.1	16.5	18.5	20.4	18.5	16.6	20.9	21.9	22.7
4. Mostly agree	26.3	24.2	27.6	26.1	23.2	26.1	23.8	25.7	30.9	26.6	26.1	24.5	30.3	26.8	25.3	18.2
5. Agree	48.7	50.2	47.5	47.2	60.3	46.4	48.4	51.4	46.2	49.4	44.9	52.1	47.7	45.9	42.1	48.7
<i>Item 10520 Subject D05</i>	<i>N</i> 2288	1067	1105	1583	261	417	594	832	445	1680	489	1091	515	225	382	37
A15G: Most mothers should spend more time with their children than they do now																
1. Disagree	3.8	4.6	2.9	3.6	4.9	6.3	3.1	2.8	4.6	4.0	3.2	3.5	5.0	2.2	3.6	8.3
2. Mostly disagree	6.0	6.4	5.3	6.6	3.2	8.3	5.4	5.4	5.9	6.0	5.7	5.5	5.7	6.6	6.9	7.7
3. Neither	25.2	30.0	20.1	26.8	16.2	27.0	30.1	22.8	21.5	25.7	24.1	25.8	24.4	21.9	25.2	41.6
4. Mostly agree	32.6	32.4	33.5	33.4	28.1	32.2	34.0	30.9	34.2	34.2	27.5	32.9	34.0	34.7	30.1	26.7
5. Agree	32.4	26.6	38.1	29.5	47.6	26.3	27.4	38.2	33.8	30.0	39.6	32.3	30.9	34.6	34.3	15.6
<i>Item 10530 Subject D05</i>	<i>N</i> 2299	1068	1109	1588	262	420	595	836	447	1687	490	1096	519	226	382	37
A15H: If a wife works, her husband should take a greater part in housework and child-care																
1. Disagree	6.3	7.1	4.8	5.8	4.6	7.0	4.7	5.9	8.5	5.6	8.0	5.7	7.6	5.5	5.4	14.1
2. Mostly disagree	5.4	5.4	5.0	4.3	9.7	4.6	5.2	6.3	4.8	5.9	3.7	4.9	6.5	6.1	4.4	6.7
3. Neither	17.9	18.8	16.5	17.7	16.9	16.4	18.2	18.7	17.3	17.0	20.0	17.2	17.5	18.2	18.6	30.6
4. Mostly agree	31.0	32.5	30.0	34.1	22.0	29.8	34.1	29.6	30.7	33.3	26.3	31.3	29.8	32.5	32.6	26.4
5. Agree	39.4	36.2	43.7	38.0	46.8	42.2	37.8	39.6	38.7	38.2	42.0	40.9	38.7	37.7	39.0	22.2
<i>Item 10540 Subject D05</i>	<i>N</i> 2293	1066	1107	1582	263	420	595	831	446	1684	490	1093	520	226	381	37

MONITORING THE FUTURE

QUESTIONNAIRE FORM 4 1999	TOTAL	SEX		RACE		REGION				COLLEGE PLANS?		ILLICIT DRUG USE: LIFETIME				
		M	F	White	Black	NE	NC	S	W	Yes	No	None	Mari- juana Only	Few Pills	More Pills	Any Her- oin
<i>N (Weighted No. of Cases):</i>	2326	1075	1111	1593	263	424	602	847	453	1691	493	1103	522	226	382	37
<i>% of Weighted Total:</i>	100.0	46.2	47.8	68.5	11.3	18.2	25.9	36.4	19.5	72.7	21.2	47.4	22.4	9.7	16.4	1.6
A16: How much TV do you estimate you watch on an average weekday?																
1. None	4.2	4.7	3.8	4.7	1.8	2.8	3.9	4.4	5.3	3.9	5.5	4.8	3.2	3.5	3.6	5.1
2. Half-hour or less	15.3	14.0	17.1	17.5	5.9	14.9	18.6	12.7	16.4	16.3	11.8	15.7	13.0	16.5	16.4	20.8
3. About one hour	21.2	20.5	22.2	25.4	7.0	21.3	26.4	19.8	16.9	21.6	22.1	20.7	20.6	21.7	25.4	21.4
4. About two hours	22.5	25.9	19.6	23.4	12.8	23.6	21.4	20.7	26.0	23.2	19.2	22.8	20.6	26.2	22.9	20.0
5. About three hours	17.3	15.2	19.2	15.6	23.2	19.0	15.0	17.7	18.2	16.8	19.3	17.2	19.4	15.1	14.6	18.1
6. About four hours	9.5	10.0	8.4	7.3	20.8	8.0	6.4	12.8	8.9	8.6	11.8	9.1	11.3	7.8	8.6	6.7
7. Five hours or more	10.0	9.7	9.6	6.1	28.5	10.3	8.2	12.0	8.4	9.6	10.4	9.7	11.7	9.2	8.5	7.9
<i>Item 10550 Subject C07</i>	<i>N</i>	<i>2301</i>	<i>1071</i>	<i>1108</i>	<i>1588</i>	<i>421</i>	<i>595</i>	<i>837</i>	<i>448</i>	<i>1687</i>	<i>490</i>	<i>1100</i>	<i>519</i>	<i>226</i>	<i>381</i>	<i>37</i>
A17: In the past year, how many books have you read just because you wanted to—that is, without their being assigned?																
1. None	28.6	36.0	20.1	29.2	24.0	26.8	28.2	32.3	23.8	25.8	36.7	25.0	34.6	26.5	30.5	42.2
2. One	17.8	18.7	17.8	17.5	17.4	19.7	16.5	17.0	19.1	17.4	18.9	16.7	16.7	23.3	18.9	16.0
3. Two to five	34.6	29.5	39.0	34.0	39.9	36.9	32.6	32.6	38.7	36.8	28.0	35.9	34.2	35.0	30.7	27.7
4. Six to nine	8.6	7.8	9.9	8.8	11.4	7.9	11.6	8.1	6.4	9.0	8.4	10.3	6.4	6.3	8.7	9.5
5. Ten or more	10.4	8.0	13.2	10.4	7.3	8.6	11.1	10.0	12.0	10.9	8.0	12.0	8.1	8.9	11.2	4.6
<i>Item 10560 Subject C07</i>	<i>N</i>	<i>2302</i>	<i>1074</i>	<i>1107</i>	<i>1592</i>	<i>420</i>	<i>595</i>	<i>837</i>	<i>449</i>	<i>1689</i>	<i>490</i>	<i>1098</i>	<i>522</i>	<i>226</i>	<i>381</i>	<i>37</i>
A18: Some people think about what's going on in government very often, and others are not that interested. How much of an interest do you take in government and current events?																
1. No interest at all	10.3	9.5	10.4	9.3	13.9	14.1	10.6	8.9	8.8	8.3	15.9	9.1	10.2	9.0	12.7	22.4
2. Very little interest	22.5	19.6	25.7	21.9	19.5	23.3	26.5	18.6	23.6	22.6	23.0	23.2	24.2	20.5	20.3	19.4
3. Some interest	47.1	45.6	48.3	48.3	45.5	44.6	43.6	51.7	45.7	47.6	46.3	46.2	47.6	51.7	46.3	43.3
4. A lot of interest	14.5	16.5	12.3	14.4	18.0	13.1	12.8	15.0	16.9	15.7	10.2	16.0	13.2	12.5	13.4	6.8
5. A very great interest	5.6	8.6	3.3	6.1	3.2	4.9	6.4	5.8	5.0	5.8	4.6	5.5	4.8	6.3	7.2	8.1
<i>Item 6330 Subject H01, Q08</i>	<i>N</i>	<i>2301</i>	<i>1074</i>	<i>1109</i>	<i>1591</i>	<i>419</i>	<i>595</i>	<i>837</i>	<i>449</i>	<i>1689</i>	<i>492</i>	<i>1100</i>	<i>519</i>	<i>226</i>	<i>381</i>	<i>37</i>
A19: Some people think that there ought to be changes in the amount of influence and power that certain organizations have in our society. Do you think the following organizations should have more influence, less influence, or about the same influence as they have now?																
How much influence should there be for . . .																
A19A: Large corporations?																
1. Much less	4.9	6.6	2.7	5.0	3.6	3.9	5.6	5.0	4.8	4.7	5.2	4.1	4.1	6.6	6.6	7.3
2. Less	22.1	21.5	23.1	25.1	12.9	23.1	22.9	21.8	20.4	22.8	20.6	25.4	15.1	21.2	25.4	6.3
3. Same as now	37.8	41.4	34.8	39.7	29.6	38.9	39.2	36.9	36.6	38.9	36.1	37.8	39.4	41.6	35.8	27.4
4. More	9.8	10.3	8.9	7.2	23.8	7.0	10.3	11.1	9.3	9.5	9.5	9.4	10.6	7.0	10.0	12.6
5. Much more	2.9	3.0	2.4	1.6	8.3	3.6	1.8	3.5	2.5	2.7	2.1	2.9	2.5	2.8	3.1	1.5
8. No opinion	22.5	17.1	28.1	21.4	21.8	23.5	20.2	21.7	26.4	21.4	26.4	20.3	28.3	20.8	19.1	44.9
<i>Item 10570 Subject K03</i>	<i>N</i>	<i>2288</i>	<i>1069</i>	<i>1101</i>	<i>1584</i>	<i>412</i>	<i>595</i>	<i>835</i>	<i>445</i>	<i>1678</i>	<i>493</i>	<i>1089</i>	<i>519</i>	<i>226</i>	<i>380</i>	<i>37</i>
A19B: Major labor unions?																
1. Much less	3.6	4.5	2.1	4.1	1.4	1.9	4.4	4.5	2.4	3.7	4.1	4.2	2.0	5.2	3.4	2.2
2. Less	13.1	15.3	11.4	15.4	6.4	11.9	16.1	12.7	11.1	14.1	11.2	14.7	11.4	13.7	12.1	3.7
3. Same as now	33.4	37.4	30.9	36.8	24.4	32.8	35.0	33.2	32.0	34.2	33.3	34.4	33.2	31.7	33.6	21.8
4. More	19.1	18.0	19.9	16.1	31.4	23.2	17.8	17.1	20.7	18.8	18.9	17.5	19.2	21.0	23.3	13.5
5. Much more	5.9	5.7	5.6	3.9	12.1	7.6	4.4	6.9	4.7	5.5	5.3	5.3	6.5	5.3	6.4	7.5
8. No opinion	24.9	19.2	30.0	23.6	24.2	22.6	22.4	25.6	29.1	23.7	27.3	24.0	27.8	23.2	21.2	51.3
<i>Item 10580 Subject K03</i>	<i>N</i>	<i>2289</i>	<i>1068</i>	<i>1101</i>	<i>1582</i>	<i>412</i>	<i>595</i>	<i>835</i>	<i>447</i>	<i>1680</i>	<i>493</i>	<i>1091</i>	<i>521</i>	<i>226</i>	<i>379</i>	<i>37</i>
A19C: Churches and religious organizations?																
1. Much less	6.0	8.2	4.1	6.4	2.0	9.3	5.0	4.4	7.4	6.6	4.6	4.6	5.0	6.1	11.6	6.9
2. Less	8.4	10.1	7.2	9.5	3.6	9.9	8.0	7.9	8.6	7.8	10.4	6.6	8.4	9.7	12.9	16.1
3. Same as now	28.4	28.5	28.4	31.1	13.3	35.0	33.6	20.0	30.9	29.5	26.5	26.7	33.4	23.9	30.0	20.7
4. More	23.0	20.5	25.6	23.1	26.6	19.0	22.2	25.8	22.6	25.5	15.8	26.3	20.5	27.4	15.1	21.1
5. Much more	20.8	20.5	20.5	16.9	45.1	9.3	17.7	31.0	16.3	19.2	23.1	25.1	17.1	16.1	17.0	8.6
8. No opinion	13.4	12.3	14.2	13.0	9.4	17.5	13.5	10.9	14.1	11.5	19.7	10.8	15.5	16.7	13.4	26.6
<i>Item 10590 Subject G, K03</i>	<i>N</i>	<i>2285</i>	<i>1068</i>	<i>1100</i>	<i>1581</i>	<i>412</i>	<i>593</i>	<i>835</i>	<i>445</i>	<i>1680</i>	<i>492</i>	<i>1091</i>	<i>520</i>	<i>225</i>	<i>379</i>	<i>37</i>

QUESTIONNAIRE FORM 4 1999	TOTAL	SEX		RACE		REGION				COLLEGE PLANS?		ILLICIT DRUG USE: LIFETIME				
		M	F	White	Black	NE	NC	S	W	Yes	No	None	Mari- juana Only	Few Pills	More Pills	Any Her- oin
<i>N (Weighted No. of Cases):</i> <i>% of Weighted Total:</i>	2326 100.0	1075 46.2	1111 47.8	1593 68.5	263 11.3	424 18.2	602 25.9	847 36.4	453 19.5	1691 72.7	493 21.2	1103 47.4	522 22.4	226 9.7	382 16.4	37 1.6
A19D: The national news media (TV, magazines, news services)?																
1. Much less	14.1	15.4	13.2	15.0	13.0	12.2	15.8	14.0	13.9	13.7	15.5	14.6	12.9	13.0	16.3	9.1
2. Less	34.2	32.6	37.1	37.3	21.0	36.1	39.9	29.9	33.1	36.7	29.2	35.4	35.5	32.7	33.1	18.2
3. Same as now	28.8	29.3	28.0	29.6	27.7	29.5	26.3	29.1	30.7	29.3	27.8	28.8	27.9	31.8	28.7	21.8
4. More	8.5	9.2	7.9	6.9	14.4	8.6	5.5	10.8	8.2	8.5	8.2	8.8	6.9	10.1	7.1	16.0
5. Much more	3.8	3.4	3.2	1.7	11.0	4.7	1.9	4.7	3.5	3.3	3.0	3.3	4.0	3.4	4.5	-
8. No opinion	10.6	10.1	10.6	9.5	12.8	8.8	10.6	11.6	10.6	8.5	16.3	9.0	12.7	9.1	10.4	34.9
<i>Item 10600 Subject K03</i>	<i>N 2291</i>	<i>1069</i>	<i>1103</i>	<i>1586</i>	<i>260</i>	<i>414</i>	<i>595</i>	<i>837</i>	<i>445</i>	<i>1680</i>	<i>493</i>	<i>1092</i>	<i>520</i>	<i>226</i>	<i>380</i>	<i>37</i>
A19E: The Presidency and the administration?																
1. Much less	6.2	6.4	5.6	6.6	4.9	4.3	5.4	6.1	9.1	5.2	9.2	5.5	5.3	8.9	6.3	11.2
2. Less	14.8	15.3	14.5	16.3	10.5	13.1	15.2	16.2	13.1	15.5	13.1	15.9	13.5	14.1	15.5	10.3
3. Same as now	40.4	42.3	38.9	43.4	32.2	42.8	42.5	39.1	37.8	42.4	35.1	41.2	41.3	44.3	39.8	6.0
4. More	15.7	15.8	15.5	14.1	18.5	18.8	12.4	14.4	19.6	16.2	13.9	15.6	14.2	15.9	14.5	40.5
5. Much more	6.6	7.0	5.9	4.9	13.5	7.1	5.0	8.3	5.2	6.1	7.5	6.9	5.7	4.0	7.5	6.4
8. No opinion	16.4	13.2	19.6	14.8	20.3	13.8	19.6	15.9	15.3	14.7	21.3	14.9	20.0	12.7	16.5	25.5
<i>Item 10610 Subject H04, K03</i>	<i>N 2284</i>	<i>1064</i>	<i>1101</i>	<i>1580</i>	<i>260</i>	<i>413</i>	<i>592</i>	<i>834</i>	<i>445</i>	<i>1677</i>	<i>493</i>	<i>1087</i>	<i>520</i>	<i>226</i>	<i>380</i>	<i>37</i>
A19F: The Congress—that is, the U.S. Senate and House of Representatives?																
1. Much less	4.7	5.9	3.3	4.5	5.7	2.9	4.4	5.5	5.2	3.7	7.3	4.3	4.1	5.2	5.7	7.8
2. Less	10.9	12.3	9.9	11.3	9.9	11.5	12.1	11.1	8.2	11.2	9.6	11.6	9.0	11.4	11.2	11.0
3. Same as now	41.5	42.7	40.4	44.5	34.0	43.4	41.1	41.2	40.6	44.0	36.8	43.5	39.5	45.8	39.7	12.3
4. More	18.3	18.6	18.0	18.5	15.8	21.3	17.1	17.3	19.1	19.1	15.2	19.0	18.3	15.9	18.8	17.4
5. Much more	6.2	6.1	5.7	3.9	14.0	6.0	4.8	7.5	5.8	5.6	5.9	5.6	5.8	4.5	7.3	18.5
8. No opinion	18.5	14.4	22.6	17.3	20.7	14.8	20.5	17.5	21.1	16.4	25.3	16.0	23.3	17.3	17.3	32.9
<i>Item 10620 Subject H04, K03</i>	<i>N 2287</i>	<i>1068</i>	<i>1100</i>	<i>1582</i>	<i>260</i>	<i>413</i>	<i>595</i>	<i>835</i>	<i>444</i>	<i>1679</i>	<i>492</i>	<i>1090</i>	<i>521</i>	<i>226</i>	<i>380</i>	<i>37</i>
A19G: The U.S. Supreme Court?																
1. Much less	3.2	4.3	1.9	3.2	2.8	2.9	2.9	3.2	3.9	2.2	5.4	2.6	2.7	2.9	4.9	14.0
2. Less	5.2	6.4	4.1	5.3	4.9	2.5	6.6	5.1	5.8	4.6	7.9	4.8	5.2	8.3	4.6	5.6
3. Same as now	43.9	45.4	42.4	47.5	34.5	47.3	44.4	44.8	38.4	46.9	36.1	45.6	44.5	43.0	41.4	15.1
4. More	20.5	20.6	21.2	20.7	19.9	22.3	18.5	19.2	24.2	22.2	15.7	23.2	17.5	18.7	18.9	16.2
5. Much more	7.9	7.8	7.5	5.3	18.1	7.9	7.6	8.8	6.8	7.2	8.6	7.3	7.9	8.8	9.2	4.7
8. No opinion	19.2	15.5	22.8	18.0	19.9	17.1	19.9	18.8	20.9	16.9	26.3	16.4	22.2	18.2	21.0	44.4
<i>Item 10630 Subject H04, K03</i>	<i>N 2281</i>	<i>1065</i>	<i>1098</i>	<i>1576</i>	<i>259</i>	<i>409</i>	<i>594</i>	<i>833</i>	<i>445</i>	<i>1674</i>	<i>492</i>	<i>1086</i>	<i>521</i>	<i>225</i>	<i>380</i>	<i>37</i>
A19H: All the courts and the justice system in general?																
1. Much less	3.1	4.2	1.8	3.1	2.3	2.5	2.5	3.8	3.2	2.2	5.6	2.5	2.7	3.0	4.8	11.1
2. Less	7.6	10.5	4.7	7.8	7.2	5.6	8.3	7.7	8.6	6.5	11.1	5.6	7.4	10.7	11.9	9.7
3. Same as now	43.2	45.5	41.7	46.3	35.2	47.2	45.4	42.1	38.6	45.4	38.1	44.8	42.9	42.2	43.0	13.3
4. More	21.1	17.2	24.9	21.0	23.7	20.8	19.8	21.4	22.6	23.2	13.5	23.3	20.4	19.7	16.1	25.7
5. Much more	7.1	7.8	5.9	5.2	13.2	7.1	5.5	7.9	7.8	6.6	7.5	7.2	6.1	9.5	6.4	5.8
8. No opinion	17.9	15.0	21.0	16.7	18.4	16.8	18.6	17.2	19.2	16.1	24.2	16.7	20.4	14.9	17.7	34.5
<i>Item 10640 Subject H04, K03</i>	<i>N 2277</i>	<i>1065</i>	<i>1094</i>	<i>1575</i>	<i>259</i>	<i>408</i>	<i>595</i>	<i>831</i>	<i>443</i>	<i>1673</i>	<i>491</i>	<i>1082</i>	<i>519</i>	<i>226</i>	<i>380</i>	<i>37</i>
A19I: The police and other law enforcement agencies?																
1. Much less	5.9	8.3	3.8	5.6	7.1	6.9	6.4	4.6	6.9	4.3	10.7	2.6	5.2	5.1	14.7	23.9
2. Less	11.9	15.3	8.1	11.9	12.2	12.5	11.7	13.6	8.2	11.7	11.9	7.8	14.2	14.5	17.3	15.5
3. Same as now	31.7	32.4	31.3	33.7	23.8	29.0	34.6	30.5	32.4	34.0	25.1	33.8	33.3	30.9	27.2	7.2
4. More	24.7	21.5	28.3	25.9	23.9	24.2	24.1	23.6	28.3	26.8	18.9	29.9	20.9	23.8	18.4	13.6
5. Much more	13.4	13.0	13.3	11.2	19.9	14.7	11.1	14.9	12.4	12.3	16.1	15.6	10.4	14.6	11.1	11.2
8. No opinion	12.4	9.5	15.2	11.7	13.0	12.8	12.1	12.8	11.8	10.9	17.3	10.4	15.9	11.1	11.4	28.6
<i>Item 10650 Subject K03</i>	<i>N 2285</i>	<i>1067</i>	<i>1101</i>	<i>1584</i>	<i>259</i>	<i>412</i>	<i>594</i>	<i>837</i>	<i>443</i>	<i>1677</i>	<i>493</i>	<i>1087</i>	<i>521</i>	<i>226</i>	<i>380</i>	<i>37</i>
A19J: The U.S. military?																
1. Much less	4.6	5.3	3.7	4.7	3.9	4.5	4.8	4.8	3.8	4.3	4.7	4.2	3.2	3.8	7.8	4.4
2. Less	8.0	9.5	6.9	8.7	4.8	9.1	8.0	6.5	9.9	8.6	6.4	7.1	8.7	8.7	8.1	14.2
3. Same as now	40.9	40.2	42.3	43.4	34.3	43.4	43.3	38.6	39.9	43.3	33.6	43.1	42.9	39.4	36.8	15.6
4. More	18.6	19.0	17.8	18.7	18.7	15.2	20.3	19.7	17.6	19.0	18.2	20.9	13.8	20.3	18.6	12.7
5. Much more	10.6	12.8	7.7	9.0	16.3	9.1	7.2	13.2	11.5	9.3	14.2	9.8	10.4	11.8	12.1	14.2
8. No opinion	17.3	13.2	21.7	15.5	21.9	18.7	16.4	17.2	17.4	15.5	22.9	14.9	20.9	15.9	16.7	38.7
<i>Item 10660 Subject K03, L04</i>	<i>N 2284</i>	<i>1067</i>	<i>1099</i>	<i>1580</i>	<i>261</i>	<i>408</i>	<i>595</i>	<i>836</i>	<i>444</i>	<i>1674</i>	<i>493</i>	<i>1086</i>	<i>521</i>	<i>226</i>	<i>379</i>	<i>37</i>

QUESTIONNAIRE FORM 4 1999	TOTAL	SEX		RACE		REGION				COLLEGE PLANS?		ILLICIT DRUG USE: LIFETIME				
		M	F	White	Black	NE	NC	S	W	Yes	No	None	Mari- juana Only	Few Pills	More Pills	Any Her- oin
<i>N (Weighted No. of Cases):</i> <i>% of Weighted Total:</i>	2326 100.0	1075 46.2	1111 47.8	1593 68.5	263 11.3	424 18.2	602 25.9	847 36.4	453 19.5	1691 72.7	493 21.2	1103 47.4	522 22.4	226 9.7	382 16.4	37 1.6
The next questions ask your views about drugs.																
A20: Do you think that people (who are 18 or older) should be prohibited by law from doing each of the following?																
A20A: Smoking marijuana (pot, weed) in private																
1. No	46.3	49.9	42.4	45.6	50.3	47.5	44.3	47.2	45.9	44.7	51.1	25.7	58.4	62.5	76.9	77.8
2. Not sure	14.5	13.2	15.2	14.6	10.8	15.9	14.3	13.4	15.3	14.6	14.9	16.5	14.3	13.0	9.0	9.4
3. Yes	39.3	36.9	42.4	39.9	38.9	36.6	41.4	39.4	38.7	40.8	34.0	57.8	27.3	24.5	14.2	12.7
<i>Item 10780 Subject A13a</i>	<i>N 2295</i>	<i>1074</i>	<i>1107</i>	<i>1591</i>	<i>262</i>	<i>420</i>	<i>595</i>	<i>835</i>	<i>445</i>	<i>1686</i>	<i>493</i>	<i>1099</i>	<i>519</i>	<i>226</i>	<i>379</i>	<i>37</i>
A20B: Smoking marijuana in public places																
1. No	18.5	22.0	14.1	16.7	22.4	17.6	17.0	19.9	18.9	17.0	22.1	11.2	20.5	24.3	31.1	40.4
2. Not sure	10.0	11.3	8.7	9.9	6.8	11.5	10.6	8.3	10.9	8.8	14.6	5.2	12.7	10.6	17.2	21.6
3. Yes	71.5	66.7	77.2	73.3	70.8	71.0	72.4	71.8	70.2	74.3	63.4	83.6	66.8	65.1	51.7	38.0
<i>Item 10790 Subject A13a</i>	<i>N 2294</i>	<i>1073</i>	<i>1106</i>	<i>1588</i>	<i>262</i>	<i>418</i>	<i>594</i>	<i>835</i>	<i>447</i>	<i>1687</i>	<i>490</i>	<i>1100</i>	<i>519</i>	<i>224</i>	<i>379</i>	<i>37</i>
A20C: Taking LSD in private																
1. No	24.1	27.6	20.4	22.9	27.1	21.4	24.0	25.4	24.1	21.6	30.2	16.2	19.6	29.3	44.8	60.2
2. Not sure	13.3	13.1	13.5	10.6	16.7	14.1	11.8	12.6	16.1	12.8	14.7	12.4	13.3	16.0	12.8	21.6
3. Yes	62.6	59.3	66.1	66.6	56.2	64.6	64.1	62.0	59.9	65.6	55.1	71.4	67.1	54.7	42.5	18.1
<i>Item 10800 Subject A13a</i>	<i>N 2291</i>	<i>1074</i>	<i>1103</i>	<i>1590</i>	<i>259</i>	<i>420</i>	<i>595</i>	<i>831</i>	<i>445</i>	<i>1682</i>	<i>493</i>	<i>1095</i>	<i>519</i>	<i>226</i>	<i>379</i>	<i>37</i>
A20D: Taking LSD in public places																
1. No	12.3	15.0	8.9	10.6	17.8	11.1	11.6	13.0	13.2	11.0	13.4	10.3	10.4	13.1	17.3	26.9
2. Not sure	7.3	8.8	5.8	5.7	8.0	8.4	6.0	6.3	9.8	6.2	10.1	4.3	8.2	8.1	11.4	21.4
3. Yes	80.4	76.1	85.3	83.7	74.2	80.5	82.4	80.8	77.0	82.8	76.5	85.3	81.4	78.8	71.2	51.6
<i>Item 10810 Subject A13a</i>	<i>N 2290</i>	<i>1074</i>	<i>1103</i>	<i>1591</i>	<i>255</i>	<i>420</i>	<i>594</i>	<i>830</i>	<i>447</i>	<i>1684</i>	<i>490</i>	<i>1095</i>	<i>518</i>	<i>226</i>	<i>379</i>	<i>37</i>
A20E: Taking amphetamines (uppers) or barbiturates (downers) in private																
1. No	25.8	29.1	22.0	24.1	31.2	24.3	24.8	27.8	24.9	23.5	30.6	18.5	20.7	30.9	45.5	63.0
2. Not sure	19.1	17.0	21.1	16.7	19.0	24.0	16.3	17.6	21.0	18.2	22.0	17.0	20.2	23.6	20.0	19.6
3. Yes	55.1	53.9	56.8	59.2	49.7	51.6	58.9	54.6	54.1	58.3	47.4	64.4	59.0	45.5	34.5	17.4
<i>Item 10820 Subject A13a</i>	<i>N 2285</i>	<i>1067</i>	<i>1104</i>	<i>1587</i>	<i>258</i>	<i>418</i>	<i>591</i>	<i>830</i>	<i>445</i>	<i>1679</i>	<i>491</i>	<i>1093</i>	<i>517</i>	<i>226</i>	<i>377</i>	<i>37</i>
A20F: Taking amphetamines or barbiturates in public places																
1. No	12.5	14.8	9.2	11.1	16.4	11.4	11.9	12.7	14.3	11.6	13.3	10.2	11.7	11.6	17.1	38.6
2. Not sure	11.4	11.8	10.8	10.0	13.5	12.4	10.8	11.5	11.1	10.0	15.7	7.5	11.2	15.4	18.6	23.8
3. Yes	76.1	73.3	80.0	78.9	70.1	76.3	77.4	75.8	74.6	78.5	71.0	82.3	77.1	73.0	64.3	37.5
<i>Item 10830 Subject A13a</i>	<i>N 2287</i>	<i>1072</i>	<i>1103</i>	<i>1590</i>	<i>257</i>	<i>418</i>	<i>593</i>	<i>831</i>	<i>444</i>	<i>1682</i>	<i>491</i>	<i>1096</i>	<i>516</i>	<i>225</i>	<i>379</i>	<i>36</i>
A20G: Taking heroin in private																
1. No	19.2	22.6	15.5	16.8	27.0	15.9	16.8	21.6	21.0	17.7	21.2	15.9	18.4	20.0	24.3	49.3
2. Not sure	7.9	8.0	7.7	6.4	10.0	6.8	8.1	8.5	7.4	6.4	13.1	7.1	6.5	9.1	10.4	12.4
3. Yes	72.9	69.5	76.9	76.7	63.0	77.3	75.0	69.9	71.7	75.9	65.8	77.0	75.1	70.8	65.3	38.3
<i>Item 10840 Subject A13a</i>	<i>N 2283</i>	<i>1068</i>	<i>1101</i>	<i>1588</i>	<i>260</i>	<i>419</i>	<i>594</i>	<i>832</i>	<i>439</i>	<i>1675</i>	<i>493</i>	<i>1092</i>	<i>517</i>	<i>226</i>	<i>376</i>	<i>37</i>
A20H: Taking heroin in public places																
1. No	11.7	13.8	8.6	9.7	18.3	10.2	9.8	12.5	13.9	10.8	11.1	10.7	11.6	10.4	12.3	21.0
2. Not sure	4.1	5.4	2.7	3.2	4.9	3.4	5.1	3.9	3.9	2.8	7.7	3.0	4.0	4.3	5.0	23.9
3. Yes	84.2	80.8	88.7	87.2	76.8	86.4	85.2	83.6	82.2	86.4	81.2	86.3	84.4	85.3	82.8	55.0
<i>Item 10850 Subject A13a</i>	<i>N 2285</i>	<i>1071</i>	<i>1101</i>	<i>1586</i>	<i>257</i>	<i>416</i>	<i>593</i>	<i>830</i>	<i>446</i>	<i>1679</i>	<i>490</i>	<i>1094</i>	<i>516</i>	<i>225</i>	<i>379</i>	<i>37</i>
A20I: Getting drunk in private																
1. No	65.5	68.3	62.8	68.7	55.4	70.1	69.7	62.7	61.0	65.0	66.8	51.8	74.0	78.3	84.9	81.7
2. Not sure	14.0	12.5	15.8	11.8	17.4	12.8	13.0	15.4	13.7	14.6	12.1	20.6	10.5	8.2	3.4	5.3
3. Yes	20.5	19.2	21.5	19.5	27.2	17.1	17.4	21.9	25.3	20.4	21.1	27.6	15.5	13.4	11.7	13.0
<i>Item 10860 Subject A13a</i>	<i>N 2287</i>	<i>1071</i>	<i>1102</i>	<i>1588</i>	<i>259</i>	<i>418</i>	<i>592</i>	<i>833</i>	<i>445</i>	<i>1679</i>	<i>492</i>	<i>1096</i>	<i>515</i>	<i>226</i>	<i>378</i>	<i>37</i>

DESCRIPTIVE RESULTS: 1999

171

QUESTIONNAIRE FORM 4 1999	TOTAL	SEX		RACE		REGION				COLLEGE PLANS?		ILLICIT DRUG USE: LIFETIME				
		M	F	White	Black	NE	NC	S	W	Yes	No	None	Mari- juana Only	Few Pills	More Pills	Any Her- oin
<i>N (Weighted No. of Cases):</i>	2326	1075	1111	1593	263	424	602	847	453	1691	493	1103	522	226	382	37
<i>% of Weighted Total:</i>	100.0	46.2	47.8	68.5	11.3	18.2	25.9	36.4	19.5	72.7	21.2	47.4	22.4	9.7	16.4	1.6
A20J: Getting drunk in public places																
1. No	29.3	33.2	25.2	31.1	22.1	32.6	33.9	25.8	26.6	28.9	28.9	19.6	33.3	41.1	41.5	59.7
2. Not sure	17.8	17.7	17.6	18.2	11.8	19.8	18.0	15.1	20.9	18.0	17.9	16.1	19.9	17.3	21.4	7.8
3. Yes	52.8	49.0	57.3	50.6	66.1	47.5	48.1	59.1	52.5	53.1	53.1	64.4	46.8	41.7	37.1	32.5
<i>Item 10870 Subject A13a</i>	<i>N</i> 2285	1069	1102	1585	257	420	589	829	447	1681	488	1095	513	226	378	37
A20K: Smoking tobacco in certain specified public places																
1. No	43.5	44.8	42.2	46.5	33.3	45.3	47.5	44.9	34.0	40.6	52.2	29.2	52.0	55.9	64.3	64.5
2. Not sure	13.3	14.0	12.2	12.0	16.8	9.7	13.7	13.5	15.8	13.6	12.5	15.8	12.3	11.6	7.8	8.8
3. Yes	43.2	41.2	45.6	41.5	49.9	45.0	38.8	41.6	50.2	45.8	35.3	55.0	35.7	32.5	27.9	26.7
<i>Item 10760 Subject A13a</i>	<i>N</i> 2294	1073	1107	1590	259	421	593	834	447	1686	492	1101	517	226	378	37
A21: In particular, there has been a great deal of public debate about whether marijuana use should be legal. Which of the following policies would you favor?																
1. Using marijuana should be entirely legal	27.3	32.6	22.6	28.7	20.6	27.8	26.0	27.4	28.3	25.4	33.4	10.7	32.4	41.8	56.0	72.1
2. It should be a minor violation—like a parking ticket—but not a crime	23.7	22.1	25.4	22.1	31.1	26.5	23.0	22.9	23.4	23.6	23.8	16.5	35.4	29.6	26.3	14.4
3. It should be a crime	32.5	33.1	33.0	34.2	30.3	28.3	35.2	32.7	32.5	34.7	26.3	51.7	17.3	18.5	9.3	4.4
4. Don't know	16.5	12.2	19.0	15.0	18.0	17.3	15.8	17.0	15.8	16.3	16.5	21.1	14.9	10.1	8.4	9.1
<i>Item 10880 Subject A13b</i>	<i>N</i> 2285	1068	1106	1589	257	420	593	829	443	1683	492	1095	518	225	379	37
A22: If it were legal for people to USE marijuana, should it also be legal to SELL marijuana?																
1. No	30.2	29.3	31.7	30.4	28.1	28.3	28.8	29.7	35.1	31.0	28.5	41.6	22.5	23.3	15.0	9.7
2. Yes, but only to adults	42.9	44.8	40.9	44.3	44.8	42.4	46.0	44.3	36.6	43.7	41.6	31.1	51.3	53.6	58.7	56.6
3. Yes, to anyone	12.1	12.9	11.6	11.6	13.6	12.3	11.0	12.4	13.0	11.3	13.6	9.8	11.7	13.4	16.2	27.3
4. Don't know	14.7	13.0	15.8	13.8	13.5	17.1	14.2	13.6	15.3	14.0	16.3	17.4	14.5	9.7	10.1	6.4
<i>Item 10890 Subject A13b</i>	<i>N</i> 2286	1066	1109	1589	258	420	595	826	445	1683	493	1095	518	226	379	37
A23: If marijuana were legal to use and legally available, which of the following would you be most likely to do?																
1. Not use it, even if it were legal and available	59.0	54.8	64.3	57.7	67.0	54.5	57.5	62.0	59.7	61.0	53.5	85.0	40.2	47.3	21.8	13.1
2. Try it	9.3	9.2	8.7	10.0	4.8	10.8	9.7	7.6	10.4	9.4	10.2	8.3	14.4	7.2	6.9	2.0
3. Use it about as often as I do now	15.2	16.9	14.3	16.1	11.3	16.9	16.7	13.0	15.9	14.9	14.6	0.7	23.9	22.8	39.1	36.7
4. Use it more often than I do now	6.5	7.9	4.6	6.5	5.4	7.7	5.2	6.9	6.3	5.9	8.4	0.2	7.7	10.6	17.8	35.3
5. Use it less than I do now	1.9	2.6	1.2	1.9	1.1	2.4	1.7	1.3	2.6	1.7	2.7	-	2.8	2.5	5.8	-
6. Don't know	8.1	8.6	6.9	7.7	10.4	7.8	9.1	9.2	5.1	7.1	10.6	5.8	11.0	9.7	8.6	13.0
<i>Item 10900 Subject A13b</i>	<i>N</i> 2285	1069	1106	1588	259	417	595	829	444	1685	489	1097	514	226	380	37
B18: On how many occasions (if any) have you used Rohypnol (rophiies, roofies) . . .																
B18A: . . . in your lifetime?																
1. 0 occasions	98.0	97.7	98.5	97.8	99.5	98.2	98.9	96.2	99.8	97.9	97.7	100.0	100.0	98.0	92.5	64.8
2. 1-2	1.1	1.3	0.7	1.3	-	1.0	0.6	2.2	0.2	1.1	1.5	-	-	2.0	4.2	15.3
3. 3-5	0.2	0.1	0.2	0.1	0.3	-	0.3	0.2	-	0.2	0.1	-	-	-	0.6	4.0
4. 6-9	0.2	-	0.3	0.2	-	-	-	0.4	-	0.2	-	-	-	-	0.5	4.4
5. 10-19	0.3	0.4	0.1	0.3	-	0.4	0.2	0.4	-	0.2	0.4	-	-	-	1.2	3.7
6. 20-39	0.2	0.4	0.1	0.2	-	0.2	-	0.5	-	0.3	-	-	-	-	0.6	6.6
7. 40 or more	0.1	0.1	0.1	0.1	0.2	0.2	0.1	0.1	-	0.1	0.2	-	-	-	0.4	1.3
<i>Item 29770 Subject A01a</i>	<i>N</i> 2262	1067	1101	1585	258	410	592	818	443	1673	488	1090	515	224	377	37
B18B: . . . during the last 12 months?																
1. 0 occasions	99.0	99.0	99.0	98.8	99.5	99.2	99.2	98.4	99.8	99.0	99.1	100.0	100.0	99.6	96.7	77.4
2. 1-2	0.5	0.3	0.7	0.6	0.3	0.1	0.4	0.9	0.2	0.6	0.3	-	-	0.4	1.6	10.3
3. 3-5	0.2	0.2	0.1	0.2	-	-	0.2	0.3	-	0.2	-	-	-	-	0.3	6.6
4. 6-9	0.2	0.3	0.2	0.3	-	0.4	0.2	0.3	-	0.2	0.4	-	-	-	1.0	4.4
5. 10-19	*	-	0.1	*	-	-	-	0.1	-	-	0.1	-	-	-	0.2	-
6. 20-39	-	-	-	-	-	-	-	-	-	-	-	-	-	-	-	-
7. 40 or more	0.1	0.1	-	0.1	0.2	0.2	0.1	-	-	0.1	0.1	-	-	-	0.3	1.3
<i>Item 29780 Subject A01b</i>	<i>N</i> 2263	1067	1102	1585	258	410	592	819	443	1674	488	1090	515	224	377	37

*=less than .05 percent.

QUESTIONNAIRE FORM 4 1999	TOTAL	SEX		RACE		REGION				COLLEGE PLANS?		ILLICIT DRUG USE: LIFETIME				
		M	F	White	Black	NE	NC	S	W	Yes	No	None	Mari- juana Only	Few Pills	More Pills	Any Her- oin
<i>N (Weighted No. of Cases):</i>	2326	1075	1111	1593	263	424	602	847	453	1691	493	1103	522	226	382	37
<i>% of Weighted Total:</i>	100.0	46.2	47.8	68.5	11.3	18.2	25.9	36.4	19.5	72.7	21.2	47.4	22.4	9.7	16.4	1.6
B18C: . . . during the last 30 days?																
1. 0 occasions	99.7	99.4	99.9	99.7	99.5	99.3	99.4	99.8	100.0	99.7	99.4	100.0	100.0	99.6	98.8	94.3
2. 1-2	0.2	0.3	0.1	0.2	0.3	0.4	0.3	0.1	-	0.1	0.5	-	-	0.4	0.7	2.3
3. 3-5	0.1	0.2	-	0.1	-	-	0.2	0.1	-	0.1	-	-	-	-	0.3	2.1
4. 6-9	-	-	-	-	-	-	-	-	-	-	-	-	-	-	-	-
5. 10-19	-	-	-	-	-	-	-	-	-	-	-	-	-	-	-	-
6. 20-39	-	-	-	-	-	-	-	-	-	-	-	-	-	-	-	-
7. 40 or more	0.1	0.1	-	0.1	0.2	0.2	0.1	-	-	0.1	0.1	-	-	-	0.3	1.3
<i>Item 29790 Subject A01c</i>	<i>N</i> 2263	1067	1102	1585	258	410	592	819	443	1674	488	1090	515	224	377	37
The next questions ask about a number of different things.																
D01A: Think about the kinds of paid jobs that people your age usually have. If you could work just the number of hours that you wanted, how many hours per week would you PREFER to work during the school year?																
1. None	8.3	9.8	6.7	8.6	4.4	9.4	9.0	8.4	6.2	8.2	7.2	9.9	4.3	8.8	7.8	12.3
2. 5 or less hours	3.5	3.7	3.3	3.7	2.3	3.9	3.8	2.2	5.1	4.4	0.8	4.1	3.0	2.7	2.0	12.6
3. 6-10	11.5	10.4	13.0	12.2	10.5	13.7	12.2	11.1	9.4	12.4	8.9	13.0	12.0	12.3	6.4	4.8
4. 11-15	15.0	13.1	16.9	17.3	5.2	17.6	17.2	12.9	13.4	16.8	8.0	16.2	15.0	16.5	12.1	7.4
5. 16-20	20.8	20.1	21.9	22.0	15.2	16.9	19.7	19.3	28.4	22.0	18.5	19.2	24.1	20.9	22.1	12.1
6. 21-25	14.8	15.6	13.6	14.2	18.3	15.2	15.9	15.2	12.2	13.8	17.9	12.7	14.7	17.3	19.5	14.5
7. 26-30	9.4	9.2	9.2	8.2	14.7	8.5	8.7	11.1	8.0	8.3	13.7	9.0	10.3	7.5	10.6	7.9
8. 31 or more hours	10.9	12.5	9.2	8.2	21.1	9.4	8.0	12.9	12.5	8.3	19.6	9.7	11.2	10.3	14.6	13.5
9. Don't know, can't say	5.8	5.5	6.1	5.6	8.3	5.3	5.5	6.8	4.9	5.7	5.5	6.4	5.5	3.6	4.8	14.9
<i>Item 25800 Subject C04</i>	<i>N</i> 2182	1028	1058	1548	236	376	582	791	434	1642	482	1045	495	217	368	32
D01B: How many hours per week do you think your PARENTS would prefer that you work in a paid job during the school year?																
1. None	11.8	11.7	11.8	11.7	9.4	8.4	13.0	13.7	9.8	13.0	7.0	12.9	11.2	9.1	10.3	15.5
2. 5 or less hours	6.2	6.6	6.0	5.7	7.5	7.3	5.7	6.3	5.7	6.9	4.6	7.9	4.6	6.2	3.8	-
3. 6-10	10.9	9.6	12.3	12.5	6.0	13.7	10.7	8.8	12.3	11.7	8.3	12.6	9.4	10.4	7.7	18.1
4. 11-15	14.9	12.4	17.4	16.5	7.3	16.9	16.0	11.9	17.3	17.3	7.9	14.5	14.6	16.5	16.5	8.3
5. 16-20	19.5	18.3	21.1	19.4	23.2	20.8	18.2	20.1	19.0	19.4	19.7	17.5	21.0	20.9	23.0	20.5
6. 21-25	7.7	7.5	8.0	7.4	8.5	5.6	7.6	8.8	7.7	6.9	10.3	8.9	6.8	8.0	5.9	2.4
7. 26-30	5.9	7.2	4.1	5.2	9.7	4.6	5.3	6.9	6.1	4.5	10.7	4.6	8.2	5.6	7.4	-
8. 31 or more hours	7.3	9.0	5.5	6.3	9.7	6.1	6.3	8.9	6.7	5.7	11.9	5.4	7.1	9.8	10.2	18.0
9. Don't know, can't say	15.8	17.7	13.9	15.3	18.6	16.7	17.0	14.6	15.3	14.6	19.6	15.7	17.1	13.5	15.4	17.3
<i>Item 25810 Subject C04, M03</i>	<i>N</i> 2181	1026	1060	1547	237	377	580	790	434	1640	485	1046	496	216	369	32
D02A: Which best describes your recent employment experience?																
1. I have a paid job right now	59.1	58.1	60.1	63.1	43.8	62.3	62.2	57.1	55.8	58.5	60.3	58.1	58.7	61.1	61.6	57.1
2. No paid job now, but I had one during the past 3 months	10.5	12.5	8.5	9.2	15.7	12.3	9.7	10.5	10.0	9.8	12.8	8.6	12.6	11.1	12.5	17.2
3. No paid job in the past 3 months—GO TO Q.D10	20.6	21.6	19.2	20.0	21.8	17.2	22.3	20.3	21.6	21.1	19.7	20.6	21.4	18.8	20.3	18.3
4. Never had a paid job—GO TO Q.D10	9.9	7.7	12.1	7.7	18.7	8.3	5.8	12.2	12.7	10.5	7.2	12.7	7.3	8.9	5.7	7.4
<i>Item 21530 Subject C01</i>	<i>N</i> 2164	1016	1052	1539	234	369	581	783	430	1633	478	1044	488	214	365	31

QUESTIONNAIRE FORM 4 1999	TOTAL	SEX		RACE		REGION				COLLEGE PLANS?		ILLICIT DRUG USE: LIFETIME				
		M	F	White	Black	NE	NC	S	W	Yes	No	None	Mari- juana Only	Few Pills	More Pills	Any Her- oin
<i>N (Weighted No. of Cases):</i>	2326	1075	1111	1593	263	424	602	847	453	1691	493	1103	522	226	382	37
<i>% of Weighted Total:</i>	100.0	46.2	47.8	68.5	11.3	18.2	25.9	36.4	19.5	72.7	21.2	47.4	22.4	9.7	16.4	1.6
D02B: Which of the job categories below comes closest to the kind of work you have done for pay on your current (or most recent) job? (If more than one kind of work, choose the one where you worked the most hours. Do not include work around the house.)																
01. Have not worked for pay	1.1	1.3	0.8	0.6	6.0	1.0	1.1	1.8	-	1.0	1.3	0.6	0.6	2.1	1.4	6.9
02. Lawn or yard work	2.4	4.6	0.2	2.6	1.6	2.9	2.0	2.0	3.2	2.3	2.6	2.4	3.2	1.1	2.3	-
03. Fast food worker	10.9	12.3	10.1	8.9	23.0	9.2	9.0	13.8	10.0	9.8	12.3	11.7	9.2	9.2	10.1	27.6
04. Waiter or waitress	5.3	1.7	9.4	5.7	3.0	5.9	6.6	4.6	3.9	6.3	2.7	5.3	6.1	2.6	6.4	-
05. Other restaurant worker	9.8	10.1	9.4	10.7	9.5	10.0	13.2	8.1	7.8	10.2	8.4	8.4	13.3	12.6	7.8	7.3
06. Newspaper route	*	-	0.1	*	-	0.1	-	-	-	*	-	0.1	-	-	-	-
07. Babysitting or childcare	4.9	1.7	8.3	5.1	3.6	5.6	4.3	4.9	5.1	5.6	3.3	6.0	4.8	3.9	3.3	-
08. Farm or agricultural work	3.2	4.9	0.9	4.0	-	3.9	2.2	3.2	3.8	2.3	5.7	3.7	2.9	1.4	3.1	2.8
09. Store clerk or salesperson	27.7	22.9	32.1	28.4	20.5	28.3	29.6	26.2	26.7	28.3	27.1	28.1	28.9	31.2	24.9	0.6
10. Office or clerical	8.1	4.3	12.6	7.1	12.4	9.1	5.7	7.9	11.0	9.0	6.0	8.4	7.0	9.1	8.6	6.0
11. Odd jobs	1.9	2.9	0.8	1.8	2.4	1.8	1.6	2.3	1.9	1.8	2.5	1.6	2.6	1.7	2.3	-
12. Other	24.7	33.3	15.4	25.1	18.0	22.1	24.7	25.2	26.7	23.4	28.2	23.7	21.3	25.2	29.7	48.9
<i>Item 25160 Subject C01</i>	<i>N†</i>	1481	728	691	1079	277	412	510	282	1087	352	686	349	155	253	23
D02C: All things considered, how satisfied are (were) you with that job?																
1. Completely dissatisfied	4.7	5.8	3.6	4.2	7.8	6.7	4.7	4.5	3.3	4.6	4.4	2.9	3.9	6.4	8.0	13.2
2. Quite dissatisfied	9.7	9.1	10.4	9.6	13.2	11.6	8.6	11.3	6.7	9.4	11.2	9.2	9.6	10.7	11.0	11.0
3. Somewhat dissatisfied	9.6	9.5	10.5	9.1	12.3	13.0	10.1	9.2	6.1	9.6	10.2	8.1	8.3	13.1	12.4	17.4
4. Neither or mixed feelings	15.1	16.2	14.0	14.9	16.6	13.2	13.5	17.6	14.8	14.6	16.2	14.9	16.5	12.3	14.2	19.1
5. Somewhat satisfied	21.9	22.1	21.6	21.4	21.7	21.1	19.0	21.8	27.4	22.7	19.9	21.0	25.2	23.2	20.5	11.2
6. Quite satisfied	25.7	22.5	29.0	27.6	18.9	21.4	32.3	23.2	24.5	26.9	22.1	27.0	27.5	25.9	21.6	8.9
7. Completely satisfied	13.3	14.9	10.9	13.1	9.6	13.0	11.9	12.6	17.1	12.2	16.1	16.9	9.2	8.4	12.2	19.2
<i>Item 10910 Subject C01, P02</i>	<i>N†</i>	1449	691	697	1092	266	410	503	271	1074	336	665	333	154	260	22
The next questions are about your present or most recent paid job. (If you presently hold more than one paid job, answer for the more important one.)																
D03: On the average, how many hours per week do (did) you work on this particular job?																
1. 5 or less hours	7.8	8.2	7.5	8.1	8.6	8.8	8.3	5.8	9.6	8.1	6.0	8.2	7.5	9.2	4.6	12.4
2. 6 to 10 hours	11.8	10.7	13.6	12.0	10.1	14.4	12.5	9.2	12.9	12.1	10.9	12.9	11.6	14.6	8.1	10.7
3. 11 to 15 hours	17.1	14.1	21.0	19.0	11.2	18.3	23.2	12.1	16.0	19.3	11.5	17.7	17.8	16.2	16.3	12.9
4. 16 to 20 hours	23.2	22.2	22.9	22.4	23.1	22.1	20.0	23.1	29.3	24.0	21.0	24.3	24.2	21.9	21.2	11.2
5. 21 to 25 hours	14.7	14.5	15.8	15.0	17.5	13.2	14.6	17.1	11.9	14.9	15.3	12.1	18.1	13.7	18.8	8.2
6. 26 to 30 hours	13.1	14.6	11.2	11.8	15.5	10.6	9.8	16.7	14.0	11.6	18.4	14.0	9.5	12.7	14.7	12.6
7. 31 to 35 hours	5.3	6.2	4.2	4.5	7.8	3.4	4.9	8.3	2.5	4.2	8.3	4.5	6.0	6.0	5.5	13.3
8. 36 or more hours	7.0	9.5	3.7	7.3	6.3	9.1	6.7	7.7	3.9	5.7	8.7	6.3	5.1	5.6	10.8	18.7
<i>Item 21540 Subject C01</i>	<i>N†</i>	1590	769	751	1159	292	439	558	300	1171	377	733	367	165	282	25
D04: About how old is (was) your supervisor?																
1. Age 20 or younger	2.6	3.5	1.8	2.7	3.6	2.2	2.1	3.1	3.0	2.7	2.9	2.5	1.8	2.3	3.3	8.5
2. 21 to 25	9.8	9.1	9.7	8.4	14.4	10.3	8.3	10.8	9.6	10.5	7.0	10.6	8.8	12.9	5.8	14.5
3. 26 to 30	24.4	23.9	24.6	23.4	29.7	18.1	28.1	23.3	27.1	24.7	22.9	26.3	26.3	19.9	20.5	12.7
4. 31 or older	63.2	63.5	63.8	65.5	52.4	69.4	61.5	62.8	60.3	62.1	67.3	60.6	63.1	65.0	70.4	64.3
<i>Item 21550 Subject C01, M02</i>	<i>N†</i>	1584	769	746	1156	293	438	558	296	1168	375	730	364	165	285	25
D05: How many of the other workers are within 2 or 3 years of your own age?																
1. None	18.5	20.2	16.3	19.1	16.2	19.4	12.6	21.8	20.1	18.0	21.2	18.6	16.0	23.5	20.0	5.3
2. A few	28.3	29.8	26.8	28.3	27.7	30.8	27.5	27.6	28.2	27.0	32.4	26.2	27.8	34.5	29.8	40.7
3. About half	18.3	15.5	21.6	18.2	18.7	19.5	21.5	19.5	10.2	17.4	20.2	18.1	17.2	18.6	18.7	23.3
4. Most	17.8	17.8	17.1	18.0	20.6	16.9	20.0	15.6	19.7	19.3	13.2	20.1	18.8	12.3	14.6	10.0
5. Nearly all	11.8	11.5	12.5	11.8	11.1	10.0	13.9	10.5	12.7	12.7	9.2	10.9	14.2	7.9	13.3	18.0
6. All	5.3	5.2	5.8	4.8	5.7	3.4	4.5	4.9	9.0	5.6	3.7	6.1	5.9	3.0	3.6	2.7
<i>Item 21560 Subject C01</i>	<i>N†</i>	1588	773	744	1158	291	438	560	299	1170	376	733	366	165	284	25

†=excludes respondents for whom question was inappropriate. *=less than .05 percent.

QUESTIONNAIRE FORM 4 1999	TOTAL	SEX		RACE		REGION				COLLEGE PLANS?		ILLICIT DRUG USE: LIFETIME					
		M	F	White	Black	NE	NC	S	W	Yes	No	None	Mari- juana Only	Few Pills	More Pills	Any Her- oin	
<i>N (Weighted No. of Cases):</i>	2326	1075	1111	1593	263	424	602	847	453	1691	493	1103	522	226	382	37	
<i>% of Weighted Total:</i>	100.0	46.2	47.8	68.5	11.3	18.2	25.9	36.4	19.5	72.7	21.2	47.4	22.4	9.7	16.4	1.6	
D06: To what extent does (did) this job . . .																	
D06A: Use your skills and abilities—let you do the things you do best?																	
1. Not at all	17.9	19.1	17.0	17.1	21.2	19.6	15.3	20.8	14.3	18.0	17.7	15.3	20.1	18.8	20.4	24.7	
2. A little	25.9	25.7	26.5	26.5	22.6	23.3	29.3	25.3	24.7	26.4	25.0	25.6	23.4	23.5	31.5	18.3	
3. Some extent	28.5	26.0	30.9	28.7	28.7	31.6	27.5	25.9	31.9	28.7	27.1	28.2	30.1	31.7	24.0	37.5	
4. Considerable extent	14.4	14.9	14.0	14.6	15.8	12.8	15.4	14.6	14.3	14.5	14.5	15.8	13.6	13.7	13.0	7.8	
5. A great extent	13.3	14.2	11.6	13.1	11.6	12.7	12.6	13.5	14.7	12.4	15.6	15.1	12.7	12.3	11.1	11.6	
<i>Item 21570 Subject C01</i>	<i>N†</i>	<i>1570</i>	<i>759</i>	<i>739</i>	<i>1142</i>	<i>154</i>	<i>289</i>	<i>430</i>	<i>552</i>	<i>299</i>	<i>1159</i>	<i>369</i>	<i>723</i>	<i>359</i>	<i>163</i>	<i>284</i>	<i>25</i>
D06B: Teach you new skills that will be useful in your future work?																	
1. Not at all	20.6	22.0	19.8	19.8	26.3	22.6	20.5	21.4	17.6	20.5	21.2	18.6	24.1	15.8	22.7	35.3	
2. A little	23.1	22.1	24.1	24.7	17.8	18.8	26.7	23.1	22.2	24.5	19.3	23.3	23.1	22.4	24.8	10.4	
3. Some extent	23.5	23.2	23.7	22.8	23.0	27.0	22.7	22.7	22.6	23.6	22.1	23.7	22.2	26.3	22.7	23.6	
4. Considerable extent	16.9	17.2	16.6	17.9	10.7	15.7	16.9	15.4	20.7	16.8	17.7	17.6	16.2	18.4	15.2	17.6	
5. A great extent	15.9	15.6	15.8	14.9	22.3	15.9	13.1	17.4	16.9	14.6	19.7	16.8	14.5	17.2	14.6	13.1	
<i>Item 21580 Subject C01</i>	<i>N†</i>	<i>1570</i>	<i>759</i>	<i>741</i>	<i>1142</i>	<i>153</i>	<i>288</i>	<i>429</i>	<i>554</i>	<i>299</i>	<i>1157</i>	<i>368</i>	<i>721</i>	<i>358</i>	<i>163</i>	<i>284</i>	<i>25</i>
D06C: Make good use of special skills you learned in technical, vocational, business, or professional studies?																	
1. Not at all	48.5	47.7	50.9	51.9	37.8	49.8	52.3	45.8	46.8	48.9	48.7	49.1	52.6	44.4	47.7	33.7	
2. A little	15.8	14.1	17.2	16.0	17.4	16.7	16.7	15.3	14.5	16.8	11.9	14.1	17.2	17.7	16.3	22.2	
3. Some extent	15.4	15.9	14.7	14.0	16.4	16.0	15.1	14.2	17.7	15.3	16.5	13.9	14.3	17.1	17.2	27.5	
4. Considerable extent	11.0	12.3	9.2	10.3	14.1	9.7	8.1	13.3	12.0	11.1	10.2	12.8	6.5	14.1	10.2	4.9	
5. A great extent	9.3	10.1	8.1	7.8	14.3	7.8	7.8	11.4	9.0	8.0	12.7	10.1	9.4	6.7	8.6	11.6	
<i>Item 21590 Subject C01</i>	<i>N†</i>	<i>1564</i>	<i>754</i>	<i>740</i>	<i>1139</i>	<i>153</i>	<i>287</i>	<i>429</i>	<i>550</i>	<i>298</i>	<i>1153</i>	<i>368</i>	<i>718</i>	<i>357</i>	<i>161</i>	<i>284</i>	<i>25</i>
D06D: Let you get to know people with social backgrounds very different from yours?																	
1. Not at all	16.2	17.2	16.2	17.3	15.8	18.7	16.2	16.6	13.2	15.4	19.0	14.8	18.6	12.0	18.6	26.1	
2. A little	18.1	19.5	16.9	18.3	17.4	19.4	18.6	17.1	18.3	17.0	21.6	15.5	19.5	22.9	21.0	14.1	
3. Some extent	22.5	23.4	22.0	22.6	21.5	21.5	25.3	21.1	22.2	23.4	19.2	24.2	19.6	20.7	21.6	33.4	
4. Considerable extent	21.7	21.3	21.5	21.4	17.3	21.7	19.4	20.6	27.2	23.3	17.8	23.9	21.6	22.7	17.0	2.9	
5. A great extent	21.4	18.7	23.4	20.4	28.0	18.7	20.6	24.6	19.1	21.0	22.4	21.7	20.8	21.7	21.8	23.6	
<i>Item 21600 Subject C01, M05</i>	<i>N†</i>	<i>1560</i>	<i>753</i>	<i>737</i>	<i>1137</i>	<i>152</i>	<i>287</i>	<i>428</i>	<i>548</i>	<i>297</i>	<i>1153</i>	<i>367</i>	<i>718</i>	<i>357</i>	<i>162</i>	<i>284</i>	<i>25</i>
D06E: Let you get to know people over age 30?																	
1. Not at all	9.7	8.8	10.7	9.1	11.8	7.5	8.6	11.9	9.6	9.3	9.4	8.6	12.6	5.6	11.5	4.8	
2. A little	16.6	17.4	16.2	15.3	26.0	14.5	16.8	16.9	17.7	16.8	16.4	17.3	16.2	17.3	15.4	14.1	
3. Some extent	21.5	24.0	19.3	22.6	18.8	22.1	24.3	19.6	20.5	20.2	24.9	20.2	20.6	25.2	21.6	43.7	
4. Considerable extent	21.1	22.7	19.3	21.4	14.3	20.6	22.3	20.9	20.0	21.7	19.9	21.5	19.4	21.2	21.8	20.7	
5. A great extent	31.1	27.0	34.5	31.6	29.1	35.3	28.0	30.6	32.2	32.0	29.4	32.4	31.2	30.7	29.8	16.5	
<i>Item 21610 Subject C01, M02</i>	<i>N†</i>	<i>1559</i>	<i>751</i>	<i>737</i>	<i>1134</i>	<i>152</i>	<i>288</i>	<i>428</i>	<i>548</i>	<i>296</i>	<i>1150</i>	<i>368</i>	<i>718</i>	<i>357</i>	<i>159</i>	<i>284</i>	<i>25</i>
D06F: Cause you stress and tension?																	
1. Not at all	18.3	21.1	15.6	17.5	16.3	20.0	15.8	17.8	21.1	18.9	15.3	19.6	14.7	19.0	19.6	6.8	
2. A little	29.1	28.7	29.2	28.5	29.0	27.4	31.8	27.4	29.9	30.8	25.0	30.1	32.5	24.3	24.5	37.0	
3. Some extent	24.5	25.4	23.4	25.1	21.6	26.4	25.9	22.7	24.2	23.4	28.6	23.7	23.9	30.7	23.1	30.9	
4. Considerable extent	14.3	14.2	14.7	15.8	10.3	15.3	15.9	12.8	13.7	14.4	14.2	13.2	14.1	14.5	17.6	6.9	
5. A great extent	13.8	10.6	17.1	13.1	22.9	10.9	10.7	19.3	11.1	12.6	16.9	13.5	14.8	11.5	15.2	18.5	
<i>Item 21620 Subject C01</i>	<i>N†</i>	<i>1560</i>	<i>753</i>	<i>737</i>	<i>1136</i>	<i>152</i>	<i>286</i>	<i>428</i>	<i>549</i>	<i>298</i>	<i>1151</i>	<i>368</i>	<i>720</i>	<i>355</i>	<i>162</i>	<i>283</i>	<i>25</i>
D06G: Interfere with your education?																	
1. Not at all	45.2	45.5	45.5	45.9	39.0	47.5	45.0	42.3	48.8	47.0	40.5	46.0	49.0	45.1	41.1	24.1	
2. A little	23.4	22.2	24.4	25.3	20.8	26.5	23.4	23.8	19.6	23.1	24.7	24.7	23.3	21.9	21.4	22.6	
3. Some extent	18.8	20.3	17.1	17.4	18.8	16.9	20.0	19.9	16.6	17.9	20.8	15.9	17.6	20.8	24.9	34.2	
4. Considerable extent	7.8	8.1	7.3	7.4	8.7	4.1	7.8	7.8	11.2	8.2	6.8	8.8	4.7	8.4	7.9	3.4	
5. A great extent	4.9	4.0	5.6	4.1	12.7	5.0	3.9	6.1	3.8	3.8	7.3	4.6	5.4	3.9	4.6	15.6	
<i>Item 21630 Subject C01</i>	<i>N†</i>	<i>1560</i>	<i>753</i>	<i>737</i>	<i>1137</i>	<i>151</i>	<i>287</i>	<i>427</i>	<i>550</i>	<i>297</i>	<i>1152</i>	<i>368</i>	<i>718</i>	<i>355</i>	<i>162</i>	<i>284</i>	<i>25</i>

†=excludes respondents for whom question was inappropriate.

QUESTIONNAIRE FORM 4 1999	TOTAL	SEX		RACE		REGION				COLLEGE PLANS?		ILLICIT DRUG USE: LIFETIME					
		M	F	White	Black	NE	NC	S	W	Yes	No	None	Mari- juana Only	Few Pills	More Pills	Any Her- oin	
<i>N (Weighted No. of Cases):</i>	2326	1075	1111	1593	263	424	602	847	453	1691	493	1103	522	226	382	37	
<i>% of Weighted Total:</i>	100.0	46.2	47.8	68.5	11.3	18.2	25.9	36.4	19.5	72.7	21.2	47.4	22.4	9.7	16.4	1.6	
D06H: Interfere with your social life?																	
1. Not at all	22.3	22.2	22.3	19.9	31.2	24.0	21.8	21.6	22.7	22.6	20.3	22.8	24.9	21.0	18.9	14.7	
2. A little	24.6	22.5	27.1	25.7	16.3	27.4	24.0	22.1	27.3	26.1	20.6	28.9	20.4	25.6	18.6	19.4	
3. Some extent	25.0	27.2	22.9	26.1	23.6	26.8	27.6	23.6	22.4	24.5	26.9	21.9	29.1	24.6	28.6	27.2	
4. Considerable extent	16.9	18.7	15.1	17.6	11.5	12.7	17.5	17.8	18.5	17.1	16.5	15.1	15.5	16.9	23.5	17.3	
5. A great extent	11.1	9.5	12.5	10.7	17.3	9.0	9.1	14.9	9.2	9.6	15.6	11.3	10.1	11.9	10.6	21.4	
<i>Item 21640 Subject C01</i>	<i>N†</i>	1559	752	737	1137	150	287	427	550	296	1151	368	717	356	162	284	25
D06I: Interfere with your family life?																	
1. Not at all	39.2	38.4	40.4	36.2	51.8	41.4	32.9	39.6	45.6	39.5	38.4	40.9	41.2	37.5	34.7	23.5	
2. A little	23.9	25.9	22.6	26.3	10.2	28.6	27.7	20.2	20.5	25.8	19.2	22.4	22.2	26.8	29.3	21.1	
3. Some extent	20.4	20.8	18.8	21.3	18.3	19.6	23.1	20.8	16.5	19.1	23.6	20.0	21.8	21.1	18.0	31.1	
4. Considerable extent	9.3	9.3	9.2	9.7	6.3	6.0	10.1	9.7	10.6	9.7	8.6	8.9	7.7	8.8	12.1	6.7	
5. A great extent	7.2	5.6	8.9	6.5	13.3	4.4	6.2	9.7	6.7	5.9	10.2	7.9	7.0	5.8	5.9	17.5	
<i>Item 21650 Subject C01</i>	<i>N†</i>	1555	751	735	1132	150	284	425	549	297	1146	368	717	354	160	284	25
D07: To what extent is (was) this job . . .																	
D07A: An interesting job to do?																	
1. Not at all	18.9	21.2	17.3	18.5	20.1	20.1	17.9	21.2	15.1	18.2	21.2	14.3	21.0	22.9	25.0	29.1	
2. A little	21.6	20.8	22.4	22.1	21.7	17.8	23.1	21.9	22.6	21.7	21.4	22.3	24.4	17.5	19.4	13.1	
3. Some extent	24.6	22.8	26.2	23.0	28.3	25.7	24.9	23.1	25.8	25.1	23.4	25.7	21.5	22.7	27.2	11.7	
4. Considerable extent	20.0	19.7	19.9	21.6	15.8	20.8	19.4	20.1	20.0	19.9	19.7	21.7	18.8	23.3	14.3	32.3	
5. A great extent	14.9	15.5	14.1	14.8	14.2	15.7	14.7	13.7	16.5	15.1	14.3	16.0	14.3	13.7	14.0	13.8	
<i>Item 21660 Subject C01</i>	<i>N†</i>	1559	751	737	1137	150	286	426	550	297	1150	368	716	356	162	284	25
D07B: A job you COULD be happy doing for most of your life?																	
1. Not at all	64.1	62.1	67.5	64.2	67.5	63.7	65.3	63.0	65.0	67.2	56.6	63.3	68.2	61.7	66.0	42.1	
2. A little	11.4	10.4	12.2	10.9	9.6	10.1	12.2	12.4	9.7	11.6	10.5	12.8	8.2	11.3	11.5	6.6	
3. Some extent	11.5	12.9	10.1	10.9	10.9	10.6	10.9	12.4	11.5	10.3	14.9	10.8	12.7	13.6	10.3	15.4	
4. Considerable extent	6.4	7.3	4.9	7.1	5.7	8.5	5.8	5.3	7.1	5.0	9.1	6.8	6.5	5.0	4.2	14.1	
5. A great extent	6.6	7.2	5.4	6.9	6.3	7.1	5.8	6.9	6.7	5.9	8.9	6.3	4.4	8.3	8.0	21.7	
<i>Item 21670 Subject C01</i>	<i>N†</i>	1557	750	736	1136	150	285	426	549	296	1145	368	715	355	161	283	25
D07C: The type of work you EXPECT to be doing for most of your life?																	
1. Not at all	74.6	71.5	80.1	75.5	73.8	78.7	75.9	73.6	70.9	78.3	63.9	73.2	78.2	73.9	76.2	68.7	
2. A little	7.5	8.4	6.3	6.9	6.7	6.1	6.4	7.1	10.9	7.2	8.2	8.4	7.9	6.4	5.5	-	
3. Some extent	8.4	8.8	7.4	8.1	9.0	8.3	9.1	8.8	6.6	6.8	12.6	7.6	7.5	7.7	10.9	15.0	
4. Considerable extent	5.1	6.1	3.1	5.5	4.2	2.7	4.2	6.3	6.5	4.1	8.4	6.2	2.6	6.8	3.3	7.7	
5. A great extent	4.4	5.2	3.1	4.0	6.3	4.2	4.4	4.2	5.0	3.6	6.9	4.6	3.7	5.1	4.2	8.7	
<i>Item 21680 Subject C01</i>	<i>N†</i>	1540	746	727	1126	148	283	426	541	291	1130	368	706	355	160	280	25
D07D: A good stepping-stone toward the kind of work you want in the long run?																	
1. Not at all	53.6	49.5	58.6	52.9	53.6	54.2	54.2	55.2	49.3	54.8	50.0	54.0	55.7	53.1	51.6	53.7	
2. A little	18.7	18.5	19.8	19.7	18.2	23.1	18.4	17.9	16.4	19.5	16.8	16.4	20.0	17.8	23.8	11.9	
3. Some extent	11.3	14.0	8.1	11.0	8.5	8.2	12.5	9.6	15.8	10.0	15.1	9.9	13.6	9.3	12.0	14.0	
4. Considerable extent	7.3	7.1	6.7	7.4	8.4	5.5	5.9	8.6	8.7	6.6	8.7	8.6	4.4	9.6	6.1	6.6	
5. A great extent	9.1	10.8	6.8	8.9	11.2	9.1	9.1	8.7	9.8	9.0	9.3	11.2	6.3	10.3	6.6	13.8	
<i>Item 21690 Subject C01</i>	<i>N†</i>	1551	749	732	1130	148	285	426	545	294	1142	367	711	355	162	283	25
D07E: The kind of work people do just for the money?																	
1. Not at all	18.5	17.1	20.4	18.2	19.3	18.8	17.4	18.2	20.2	17.7	20.0	20.5	17.2	15.7	15.9	26.6	
2. A little	15.4	15.5	15.7	16.5	10.3	13.8	16.6	15.9	14.1	14.6	17.0	16.2	15.3	12.4	13.6	24.5	
3. Some extent	20.0	20.6	19.0	18.8	19.3	20.4	20.1	18.9	21.6	20.0	20.1	19.8	17.5	30.7	18.1	8.2	
4. Considerable extent	19.0	18.0	19.6	20.5	13.1	20.4	20.8	18.3	16.5	19.4	19.0	16.5	22.5	18.6	23.0	2.5	
5. A great extent	27.2	28.9	25.2	26.0	38.0	26.6	25.2	28.8	27.6	28.3	23.9	27.0	27.5	22.7	29.5	38.2	
<i>Item 21700 Subject C01</i>	<i>N†</i>	1547	744	733	1132	146	286	426	542	292	1142	365	711	355	162	280	25

†=excludes respondents for whom question was inappropriate.

MONITORING THE FUTURE

QUESTIONNAIRE FORM 4 1999	TOTAL	SEX		RACE		REGION				COLLEGE PLANS?		ILLICIT DRUG USE: LIFETIME				
		M	F	White	Black	NE	NC	S	W	Yes	No	None	Mari- juana Only	Few Pills	More Pills	Any Her- oin
<i>N (Weighted No. of Cases):</i>	2326	1075	1111	1593	263	424	602	847	453	1691	493	1103	522	226	382	37
<i>% of Weighted Total:</i>	100.0	46.2	47.8	68.5	11.3	18.2	25.9	36.4	19.5	72.7	21.2	47.4	22.4	9.7	16.4	1.6
D08: To what extent did any high school teacher or counselor help you get this job?																
1. Not at all	85.1	82.6	88.1	87.5	73.8	87.3	87.1	82.0	85.6	86.5	81.8	86.1	86.8	84.0	84.0	71.3
2. A little	3.2	3.6	2.6	2.5	5.6	2.7	2.9	3.7	3.2	2.9	3.2	4.1	1.4	1.6	3.1	2.5
3. Some extent	4.1	5.3	2.7	4.0	3.8	4.8	3.8	4.9	2.3	3.2	6.9	2.3	3.6	6.8	6.7	11.5
4. Considerable extent	2.9	3.3	2.5	2.4	6.9	0.2	2.8	4.1	3.4	3.3	1.4	3.3	3.1	1.0	2.3	2.7
5. A great extent	4.8	5.2	4.1	3.7	9.8	5.1	3.5	5.3	5.5	4.1	6.6	4.3	5.1	6.7	4.0	12.0
<i>Item 21710 Subject C01, M02</i>	<i>N†</i> 1538	741	729	1126	143	281	424	539	294	1130	363	707	350	161	278	25
D09: Is (was) this job part of a work-study program?																
1. Yes	11.4	10.7	11.6	9.1	24.2	8.9	8.5	15.3	10.7	9.3	17.0	10.8	11.0	11.0	10.7	43.8
2. No	88.6	89.3	88.4	90.9	75.8	91.1	91.5	84.7	89.3	90.7	83.0	89.2	89.0	89.0	89.3	56.2
<i>Item 21720 Subject C01</i>	<i>N†</i> 1506	734	712	1114	135	278	419	524	285	1114	352	696	343	159	272	25
D10: People have different opinions about world problems. How much to you agree or disagree with each of the following statements?																
D10A: I feel that I can do very little to change the way the world is today																
1. Disagree	12.1	12.7	10.6	11.2	18.8	8.6	10.4	16.8	8.9	11.3	13.3	13.3	10.7	9.5	11.8	18.7
2. Mostly disagree	22.2	20.2	24.2	22.1	23.0	25.3	22.1	21.6	21.0	23.5	18.0	23.6	22.6	19.9	19.4	16.2
3. Neither	28.6	29.2	28.6	29.5	23.5	27.8	31.0	28.2	26.7	28.3	29.9	27.6	29.3	33.2	28.5	15.8
4. Mostly agree	23.7	22.2	25.3	24.6	20.3	26.1	23.6	21.0	26.7	24.7	21.6	24.6	21.5	24.8	23.7	22.8
5. Agree	13.4	15.7	11.3	12.6	14.5	12.3	12.9	12.4	16.7	12.2	17.4	10.9	15.9	12.6	16.6	26.5
<i>Item 10920 Subject I02, J</i>	<i>N</i> 2078	975	1015	1475	222	356	554	753	416	1578	448	998	467	205	357	31
D10B: It does little good to clean up air and water pollution because this society will not last long enough for it to matter																
1. Disagree	34.0	32.5	36.2	33.8	32.7	30.8	34.3	35.0	34.6	35.5	28.7	36.7	33.4	35.5	26.6	38.9
2. Mostly disagree	27.5	27.3	28.4	29.6	22.2	28.6	28.9	27.0	25.8	29.9	20.7	29.0	26.5	29.0	26.5	3.1
3. Neither	21.6	24.5	18.0	22.2	19.5	24.1	21.4	20.8	20.9	19.5	27.9	16.6	24.6	22.0	29.9	26.2
4. Mostly agree	11.0	9.1	12.5	9.5	14.9	11.2	9.6	11.3	12.5	10.0	14.8	12.0	9.8	8.3	11.3	12.5
5. Agree	5.8	6.6	4.8	4.9	10.7	5.3	5.8	5.9	6.2	5.2	8.0	5.7	5.6	5.2	5.7	19.3
<i>Item 10930 Subject F05, J</i>	<i>N</i> 2074	972	1012	1474	223	351	554	752	418	1571	452	1000	463	205	356	31
D10C: When things get tough enough, we'll put our minds to it and find a technological solution																
1. Disagree	6.7	6.6	6.7	6.5	7.3	5.1	7.6	7.0	6.5	5.6	9.6	6.0	5.3	8.3	9.0	11.7
2. Mostly disagree	12.3	15.0	10.2	12.7	8.4	13.8	13.5	9.3	14.7	13.0	9.8	12.6	10.4	9.0	15.3	11.1
3. Neither	29.1	27.2	31.3	30.3	20.8	31.3	31.0	27.6	27.6	28.0	33.9	25.7	33.7	27.8	35.2	22.4
4. Mostly agree	36.5	34.1	38.0	36.6	39.4	36.6	34.1	37.6	37.4	37.3	33.8	38.6	36.4	38.0	30.2	26.7
5. Agree	15.4	17.2	13.9	13.9	24.1	13.1	13.9	18.4	13.8	16.1	12.9	17.1	14.2	16.9	10.3	28.0
<i>Item 10940 Subject I01, J</i>	<i>N</i> 2063	968	1005	1469	222	345	552	751	415	1559	453	993	460	203	355	31
D10D: When I think about all the terrible things that have been happening, it is hard for me to hold out much hope for the world																
1. Disagree	16.8	18.8	14.7	16.8	13.6	17.5	17.4	15.2	18.1	17.0	16.0	18.4	17.5	16.3	12.0	19.6
2. Mostly disagree	24.3	25.4	23.5	26.3	20.6	23.3	25.4	24.0	24.4	26.5	17.9	25.2	25.5	21.0	22.9	20.4
3. Neither	30.7	31.4	29.6	31.3	25.6	29.0	32.0	31.4	29.1	29.3	34.9	30.4	28.6	37.3	31.6	13.8
4. Mostly agree	20.6	16.9	24.9	19.7	28.0	23.3	17.2	21.3	21.6	20.4	21.4	19.6	19.7	21.6	23.5	23.3
5. Agree	7.5	7.5	7.3	5.9	12.2	6.8	7.8	8.1	6.8	6.7	9.7	6.4	8.7	3.9	10.0	22.9
<i>Item 10950 Subject J</i>	<i>N</i> 2060	966	1003	1468	221	343	553	747	416	1558	452	990	460	204	356	31
D10E: I often wonder if there is any real purpose to my life in light of the world situation																
1. Disagree	29.8	30.6	29.2	30.8	29.4	26.4	30.2	29.4	32.7	31.6	23.2	34.2	28.6	24.9	20.6	46.2
2. Mostly disagree	17.3	17.6	17.0	17.5	16.8	16.6	17.3	17.5	17.4	17.8	15.5	18.8	14.9	19.8	14.8	3.7
3. Neither	31.4	31.0	31.7	32.1	27.2	34.0	32.4	31.0	28.5	30.3	35.6	27.8	35.9	36.4	33.8	14.9
4. Mostly agree	13.1	11.5	14.7	12.3	13.9	13.4	12.1	14.1	12.5	12.7	14.9	11.9	11.6	10.0	20.9	14.7
5. Agree	8.5	9.3	7.3	7.3	12.7	9.5	8.0	8.1	8.9	7.6	10.8	7.2	9.0	8.9	10.0	20.4
<i>Item 10960 Subject J</i>	<i>N</i> 2054	965	999	1464	220	341	553	745	415	1554	450	989	458	204	353	31

†=excludes respondents for whom question was inappropriate.

QUESTIONNAIRE FORM 4 1999	TOTAL	SEX		RACE		REGION				COLLEGE PLANS?		ILLICIT DRUG USE: LIFETIME				
		M	F	White	Black	NE	NC	S	W	Yes	No	None	Mari- juana Only	Few Pills	More Pills	Any Her- oin
<i>N (Weighted No. of Cases):</i>	2326	1075	1111	1593	263	424	602	847	453	1691	493	1103	522	226	382	37
<i>% of Weighted Total:</i>	100.0	46.2	47.8	68.5	11.3	18.2	25.9	36.4	19.5	72.7	21.2	47.4	22.4	9.7	16.4	1.6
D10F: My guess is that this country will be caught up in a major world upheaval in the next 10 years																
1. Disagree	12.5	13.9	11.0	12.4	16.5	13.8	11.5	12.5	12.8	12.6	12.1	15.0	12.9	10.3	5.8	17.6
2. Mostly disagree	13.7	14.8	13.0	13.6	12.2	12.1	15.6	12.2	15.4	14.8	10.3	15.4	12.9	13.6	10.8	7.6
3. Neither	39.1	37.4	40.6	39.0	33.6	38.6	38.4	39.2	40.5	40.9	34.3	36.4	41.7	45.4	41.5	19.7
4. Mostly agree	22.1	20.2	24.3	22.4	23.5	24.0	21.6	22.8	20.1	20.5	27.3	21.1	21.0	22.4	25.2	35.4
5. Agree	12.5	13.6	11.1	12.5	14.2	11.4	12.8	13.4	11.2	11.3	16.0	12.2	11.4	8.2	16.7	19.7
<i>Item 10970 Subject J</i>	<i>N</i> 2049	961	997	1457	221	342	551	745	411	1547	451	985	456	204	353	31
D10G: Nuclear or biological annihilation will probably be the fate of all mankind, within my lifetime																
1. Disagree	24.5	25.7	23.0	27.3	13.7	25.9	25.0	21.4	28.3	25.7	20.4	28.8	23.7	23.2	14.5	23.8
2. Mostly disagree	17.3	19.9	15.1	17.5	16.3	11.6	19.5	18.5	17.0	18.8	11.6	18.6	15.8	17.6	16.2	11.6
3. Neither	38.2	33.8	42.8	38.0	43.2	36.7	37.3	40.8	36.0	37.6	41.9	35.4	42.8	39.7	40.9	13.5
4. Mostly agree	11.5	11.2	12.0	10.0	16.7	17.1	9.7	11.6	9.3	10.6	14.3	10.6	10.3	9.8	15.8	23.6
5. Agree	8.4	9.5	7.1	7.3	10.0	8.6	8.4	7.8	9.4	7.3	11.9	6.5	7.4	9.6	12.7	27.5
<i>Item 10980 Subject J</i>	<i>N</i> 2044	957	997	1456	219	342	548	738	416	1546	447	983	456	204	351	31
D10H: The human race has come through tough times before, and will do so again																
1. Disagree	4.7	5.6	3.8	3.9	7.6	6.2	4.6	4.7	3.5	4.0	5.9	4.5	2.0	3.1	9.5	6.4
2. Mostly disagree	6.5	6.2	6.7	6.0	9.6	5.6	8.3	6.2	5.3	5.6	9.3	6.1	5.6	4.2	9.7	6.4
3. Neither	32.7	29.9	35.3	33.3	27.5	31.0	32.3	31.9	36.2	32.3	34.9	32.0	32.8	33.3	35.5	15.6
4. Mostly agree	31.9	30.5	33.2	33.4	23.6	35.3	32.6	32.4	27.1	33.6	28.0	33.0	32.3	32.9	28.0	34.5
5. Agree	24.3	27.8	21.1	23.4	31.7	21.9	22.2	24.8	27.9	24.6	21.9	24.5	27.2	26.6	17.4	37.0
<i>Item 10990 Subject J</i>	<i>N</i> 2044	957	997	1456	219	343	550	736	415	1549	443	981	458	203	351	31
The next questions are about alcohol use—this time asking separately about beer, wine, wine coolers, and hard liquor.																
D11: On how many occasions (if any) have you had beer to drink . . .																
D11A: . . . in your lifetime?																
1. 0 occasions	25.3	24.4	25.9	23.1	46.4	14.7	24.6	28.8	29.3	26.3	21.6	45.7	8.8	8.4	4.7	2.9
2. 1-2	12.5	9.2	16.1	11.9	15.3	11.6	12.2	12.6	13.4	13.3	9.9	17.3	11.9	9.0	4.5	-
3. 3-5	8.9	8.0	9.5	8.3	11.4	6.6	8.2	10.3	9.4	9.1	8.2	11.5	8.2	9.3	3.5	7.8
4. 6-9	7.4	6.4	8.2	7.3	5.0	9.9	6.8	7.6	5.5	7.4	6.9	6.4	11.2	9.1	5.0	-
5. 10-19	11.4	10.7	12.0	12.3	7.2	13.4	10.3	10.4	13.0	11.5	11.7	9.8	16.3	15.4	7.9	3.4
6. 20-39	10.7	10.6	11.2	11.5	5.1	12.9	13.8	8.3	8.9	10.4	12.4	4.8	17.0	19.1	12.6	10.0
7. 40 or more	23.8	30.8	17.1	25.6	9.6	30.9	24.2	22.0	20.5	22.0	29.3	4.6	26.7	29.7	61.8	75.8
<i>Item 11000 Subject A01a</i>	<i>N</i> 1896	894	927	1384	187	328	506	679	384	1442	403	874	436	194	346	29
D11B: . . . during the last 12 months?																
1. 0 occasions	36.6	33.0	40.0	33.1	62.2	22.5	33.9	42.6	41.9	36.7	35.6	58.7	21.6	21.5	9.5	3.0
2. 1-2	15.0	14.3	16.3	14.4	17.8	16.1	14.7	14.5	15.4	15.4	13.4	18.1	14.8	14.0	9.2	8.1
3. 3-5	10.7	9.2	12.0	11.3	7.1	13.5	10.4	10.2	9.6	11.1	9.2	8.8	14.7	13.6	9.5	2.7
4. 6-9	10.4	9.6	10.8	11.4	5.4	12.0	10.3	9.9	10.0	10.0	12.4	6.9	16.2	15.6	8.2	11.5
5. 10-19	10.1	10.7	9.5	11.0	1.6	15.7	11.2	8.0	7.5	10.1	11.0	4.8	13.7	12.9	17.8	8.4
6. 20-39	7.5	8.1	6.8	7.9	3.0	8.5	7.7	6.1	9.0	8.2	5.4	1.6	9.9	11.2	16.8	22.8
7. 40 or more	9.7	15.2	4.6	10.9	2.9	11.6	11.9	8.7	6.7	8.5	13.1	1.1	9.1	11.2	28.9	43.5
<i>Item 11010 Subject A01b</i>	<i>N</i> 1879	888	918	1369	187	326	500	676	377	1432	397	869	433	192	340	28
D11C: . . . during the last 30 days?																
1. 0 occasions	57.3	51.8	63.1	54.3	79.6	45.7	54.6	63.4	59.8	58.3	52.5	79.1	43.9	47.2	27.3	17.1
2. 1-2	15.8	15.6	15.8	16.2	11.2	22.0	15.5	13.2	15.6	15.8	17.3	13.3	21.3	16.6	16.3	3.8
3. 3-5	10.9	11.3	10.6	11.9	3.8	14.2	11.9	7.9	12.1	10.6	12.7	4.7	16.3	15.5	16.9	11.4
4. 6-9	7.4	8.6	6.0	8.3	2.4	9.0	7.6	7.3	6.1	7.4	7.8	1.3	11.2	11.2	15.4	21.9
5. 10-19	5.5	7.9	3.5	6.2	2.1	5.3	7.4	5.4	3.4	5.2	6.1	1.5	5.4	7.7	13.2	22.4
6. 20-39	1.6	2.2	0.9	1.7	-	2.6	1.7	0.9	2.0	1.6	2.0	-	1.1	0.5	6.4	10.0
7. 40 or more	1.4	2.6	0.1	1.4	0.9	1.2	1.3	1.8	1.1	1.2	1.7	0.1	0.8	1.3	4.5	13.6
<i>Item 11020 Subject A01c</i>	<i>N</i> 1879	890	917	1367	188	326	501	673	379	1433	398	866	432	191	343	29

QUESTIONNAIRE FORM 4 1999	TOTAL	SEX		RACE		REGION				COLLEGE PLANS?		ILLICIT DRUG USE: LIFETIME				
		M	F	White	Black	NE	NC	S	W	Yes	No	None	Mari- juana Only	Few Pills	More Pills	Any Her- oin
<i>N (Weighted No. of Cases):</i>	2326	1075	1111	1593	263	424	602	847	453	1691	493	1103	522	226	382	37
<i>% of Weighted Total:</i>	100.0	46.2	47.8	68.5	11.3	18.2	25.9	36.4	19.5	72.7	21.2	47.4	22.4	9.7	16.4	1.6
D12: Think back over the LAST TWO WEEKS. How many times have you had five or more 12-ounce cans of beer (or the equivalent) in a row?																
1. None	74.4	65.3	83.0	71.9	90.5	67.0	71.1	78.7	77.2	75.3	70.5	92.4	67.0	66.7	44.3	28.5
2. Once	7.2	8.8	5.7	8.5	2.1	10.7	7.1	6.0	6.2	7.1	7.9	3.2	11.8	9.0	10.5	10.7
3. Twice	6.8	7.6	6.1	7.4	1.2	8.3	8.6	5.0	6.5	6.3	9.2	1.9	10.3	7.9	14.5	6.3
4. Three to five times	6.9	9.6	4.6	7.3	4.2	9.4	8.1	5.3	6.1	6.7	7.4	2.0	5.5	13.6	16.8	23.6
5. Six to nine times	2.9	5.8	0.3	3.3	0.4	3.0	3.2	2.9	2.5	3.1	2.3	0.5	4.5	1.9	7.8	6.6
6. Ten or more times	1.8	2.9	0.4	1.6	1.6	1.6	1.9	2.0	1.5	1.5	2.6	-	0.9	0.8	6.1	24.2
<i>Item 11030 Subject A01d</i>	<i>N</i> 1849	863	915	1344	188	315	491	663	380	1419	381	864	423	190	331	25
D13: On how many occasions (if any) have you had wine cooler(s) to drink . . .																
D13A: . . . in your lifetime?																
1. 0 occasions	30.3	36.7	23.3	29.7	37.6	22.3	30.4	31.5	34.9	31.4	25.8	47.4	18.2	15.5	9.4	22.9
2. 1-2	18.7	21.9	16.1	18.5	20.6	18.5	17.7	19.8	18.5	20.6	12.5	21.3	18.7	18.6	13.7	9.8
3. 3-5	16.2	13.8	19.0	17.0	16.9	22.1	16.6	14.1	14.3	15.9	16.3	14.7	19.3	20.6	14.1	11.7
4. 6-9	10.9	8.7	13.5	9.9	10.5	9.8	9.8	10.5	13.9	10.6	12.7	7.6	14.4	15.2	13.0	4.3
5. 10-19	10.5	8.0	13.2	11.9	5.9	11.0	13.2	10.3	7.3	10.6	11.3	5.6	13.2	13.2	19.0	2.7
6. 20-39	5.7	3.6	7.3	5.1	3.2	6.9	5.7	5.2	5.5	5.0	8.2	2.3	7.6	7.5	11.0	7.0
7. 40 or more	7.7	7.4	7.6	7.8	5.3	9.5	6.7	8.6	5.8	5.9	13.2	1.0	8.6	9.3	19.7	41.6
<i>Item 22620 Subject A01a</i>	<i>N</i> 1898	895	930	1379	193	327	500	684	387	1443	404	884	434	194	342	28
D13B: . . . during the last 12 months?																
1. 0 occasions	50.5	57.5	43.1	48.7	65.4	45.6	48.9	49.9	58.0	51.3	47.3	64.1	42.7	38.5	33.0	29.7
2. 1-2	22.6	20.2	25.7	23.5	16.8	22.3	21.9	23.7	21.8	24.0	19.0	22.6	25.4	28.8	17.0	13.1
3. 3-5	11.2	10.3	12.4	11.6	10.0	14.6	12.9	10.9	6.9	10.8	12.7	7.7	12.4	13.4	16.9	19.5
4. 6-9	7.4	5.1	9.6	8.1	5.6	8.7	8.6	6.8	5.9	6.9	9.9	3.6	9.9	7.1	15.5	-
5. 10-19	4.4	3.4	4.9	4.3	1.3	4.8	4.1	3.7	5.4	3.7	5.9	1.5	4.9	6.3	8.6	16.8
6. 20-39	2.1	1.5	2.4	2.3	0.3	1.6	2.6	2.3	1.3	2.1	2.2	0.4	2.6	4.5	3.8	8.7
7. 40 or more	1.8	1.9	1.8	1.5	0.7	2.4	1.0	2.6	0.7	1.2	3.1	0.1	2.0	1.4	5.3	12.3
<i>Item 22630 Subject A01b</i>	<i>N</i> 1887	889	924	1371	190	326	499	679	382	1435	402	882	431	192	338	28
D13C: . . . during the last 30 days?																
1. 0 occasions	81.6	84.4	79.4	81.2	88.7	77.9	80.8	81.3	86.3	82.8	77.2	87.5	76.3	81.5	74.1	66.6
2. 1-2	10.9	9.2	12.7	11.3	9.0	13.7	11.5	10.4	8.7	10.2	14.5	9.4	13.1	9.5	12.7	17.9
3. 3-5	4.0	3.0	4.7	4.1	1.4	4.5	3.7	4.2	3.8	3.9	3.9	2.5	6.8	2.2	4.9	11.5
4. 6-9	1.7	1.5	1.4	1.9	-	1.0	2.0	2.3	0.8	1.5	2.7	0.5	1.5	3.5	3.7	-
5. 10-19	1.1	1.1	1.2	1.1	0.3	2.5	1.2	0.9	0.2	1.1	1.1	0.1	1.7	1.9	2.6	1.8
6. 20-39	0.3	0.2	0.3	0.2	-	0.2	0.3	0.5	-	0.1	0.4	-	-	0.9	0.8	2.3
7. 40 or more	0.4	0.7	0.2	0.1	0.7	0.3	0.5	0.5	0.3	0.5	0.2	-	0.6	0.5	1.1	-
<i>Item 22640 Subject A01c</i>	<i>N</i> 1884	889	921	1371	189	326	498	678	382	1432	404	880	430	192	338	28
D14: Think back over the LAST TWO WEEKS. How many times have you had five or more 12-ounce bottles of wine cooler (or the equivalent) in a row?																
1. None	92.3	93.0	92.2	92.8	96.5	91.1	93.0	91.3	94.4	93.0	89.8	96.0	90.8	93.0	85.2	82.1
2. Once	3.2	2.2	4.0	3.1	0.8	3.7	2.1	3.9	3.0	3.2	3.2	2.2	5.2	1.4	3.9	13.3
3. Twice	1.9	2.0	1.8	1.7	1.6	1.4	2.5	1.6	2.1	1.7	2.9	1.0	2.0	1.3	4.8	2.0
4. Three to five times	1.5	1.2	1.6	1.7	-	2.0	2.1	1.6	0.2	1.1	2.6	0.6	1.4	3.3	2.6	-
5. Six to nine times	0.7	1.0	0.1	0.6	0.4	1.2	-	1.1	0.2	0.6	1.1	0.2	-	0.5	2.8	-
6. Ten or more times	0.4	0.5	0.3	0.1	0.7	0.5	0.3	0.6	0.1	0.4	0.4	-	0.7	0.5	0.8	2.6
<i>Item 22650 Subject A01d</i>	<i>N</i> 1822	859	898	1324	183	309	482	654	377	1399	374	869	418	182	313	24
D15: On how many occasions (if any) have you had wine to drink, not counting wine coolers . . .																
D15A: . . . in your lifetime?																
1. 0 occasions	37.4	39.7	34.2	36.6	49.0	27.1	33.0	41.0	45.3	35.9	41.9	53.6	27.3	26.1	15.3	9.5
2. 1-2	21.3	18.2	24.4	21.9	18.6	16.4	24.0	20.7	22.8	22.3	19.4	21.5	23.2	27.7	16.9	4.9
3. 3-5	15.5	15.5	15.5	15.1	12.6	15.8	15.1	16.9	13.2	15.7	13.7	11.4	19.1	17.8	19.3	24.2
4. 6-9	10.4	9.9	11.5	11.0	11.1	15.0	13.8	7.8	7.1	10.1	11.4	6.8	12.4	12.6	16.2	15.3
5. 10-19	7.7	7.6	8.0	8.0	4.1	11.8	6.8	6.8	6.7	8.3	6.2	3.9	8.9	6.9	15.9	15.1
6. 20-39	3.1	3.3	3.1	3.1	1.1	5.8	3.1	2.5	2.0	3.5	1.8	1.6	2.8	5.5	5.6	7.0
7. 40 or more	4.7	5.8	3.3	4.3	3.5	8.2	4.3	4.2	2.9	4.1	5.5	1.1	6.3	3.3	10.8	24.0
<i>Item 11040 Subject A01a</i>	<i>N</i> 1882	886	919	1365	189	319	495	682	386	1433	396	878	432	190	338	29

DESCRIPTIVE RESULTS: 1999

179

QUESTIONNAIRE FORM 4 1999	TOTAL	SEX		RACE		REGION				COLLEGE PLANS?		ILLICIT DRUG USE: LIFETIME				
		M	F	White	Black	NE	NC	S	W	Yes	No	None	Mari- juana Only	Few Pills	More Pills	Any Her- oin
<i>N (Weighted No. of Cases):</i>	2326	1075	1111	1593	263	424	602	847	453	1691	493	1103	522	226	382	37
<i>% of Weighted Total:</i>	100.0	46.2	47.8	68.5	11.3	18.2	25.9	36.4	19.5	72.7	21.2	47.4	22.4	9.7	16.4	1.6
D15B: . . . during the last 12 months?																
1. 0 occasions	55.8	55.8	54.9	54.0	68.4	40.9	53.4	58.8	65.9	53.5	63.9	68.7	50.7	45.7	36.8	12.5
2. 1-2	24.8	22.5	27.4	25.2	22.9	29.2	27.1	23.0	21.1	25.8	21.9	20.7	26.3	29.8	30.6	31.0
3. 3-5	10.6	12.8	9.2	11.6	4.1	12.1	10.5	11.1	8.6	11.1	8.1	7.4	11.3	12.7	16.2	23.9
4. 6-9	4.1	3.2	4.8	4.8	0.5	7.8	3.8	3.7	2.0	4.8	2.2	1.8	5.6	5.2	7.4	7.9
5. 10-19	2.3	2.9	1.7	2.5	1.9	5.3	2.6	0.9	1.6	2.6	1.1	0.6	2.7	4.8	4.2	6.3
6. 20-39	1.2	1.7	0.8	0.9	1.3	0.9	2.0	1.3	0.2	1.3	0.7	0.6	1.8	1.2	2.1	-
7. 40 or more	1.3	1.2	1.2	1.0	1.0	3.9	0.6	1.0	0.6	1.0	2.1	0.2	1.6	0.5	2.7	18.4
<i>Item 11050 Subject A01b</i>	<i>N</i> 1872	882	913	1361	186	320	494	677	381	1424	398	873	428	190	337	28
D15C: . . . during the last 30 days?																
1. 0 occasions	84.2	82.4	85.6	83.4	93.3	76.5	83.8	85.4	88.8	83.2	88.1	91.8	81.2	78.6	73.2	54.0
2. 1-2	11.7	12.4	11.3	12.5	3.1	14.9	11.9	11.3	9.7	12.8	8.9	7.2	11.5	17.5	19.3	31.8
3. 3-5	2.1	2.9	1.2	2.2	1.3	4.3	2.3	1.7	0.6	2.2	1.1	0.7	3.8	1.3	4.1	3.1
4. 6-9	0.6	0.4	0.8	0.7	0.4	1.1	0.7	0.2	0.6	0.7	0.2	0.1	1.1	1.6	0.5	-
5. 10-19	0.6	0.8	0.6	0.6	1.0	1.3	0.8	0.6	-	0.6	0.8	*	1.9	0.4	0.9	-
6. 20-39	0.3	0.2	0.2	0.3	0.3	1.0	0.1	0.3	-	0.1	0.7	0.1	0.1	-	0.4	10.1
7. 40 or more	0.5	0.8	0.3	0.2	0.7	0.9	0.5	0.5	0.3	0.5	0.2	-	0.4	0.5	1.7	1.1
<i>Item 11060 Subject A01c</i>	<i>N</i> 1867	879	911	1357	186	318	494	675	380	1421	397	869	428	190	337	28
D16: Think back over the LAST TWO WEEKS. How many times have you had five or more 4-ounce glasses of wine in a row (or the equivalent, which is about three-fourths of a bottle)?																
1. None	95.0	93.5	96.2	95.2	96.0	94.6	93.6	95.0	96.9	94.9	95.0	98.9	94.2	93.1	87.3	81.1
2. Once	2.2	2.4	2.1	2.3	0.9	2.1	2.5	2.2	2.2	2.6	1.3	0.8	2.6	3.6	5.0	1.4
3. Twice	1.5	2.2	1.0	1.5	1.0	1.5	2.1	1.6	0.7	1.2	2.8	0.3	1.7	2.3	3.6	10.9
4. Three to five times	0.6	1.1	0.2	0.7	0.4	1.0	1.2	0.2	-	0.7	0.4	0.1	0.8	0.4	1.5	3.8
5. Six to nine times	0.3	0.2	0.4	0.1	1.1	-	0.5	0.4	0.2	0.3	-	-	0.2	-	1.4	-
6. Ten or more times	0.4	0.7	0.2	0.2	0.7	0.8	0.2	0.6	0.1	0.4	0.4	-	0.5	0.5	1.1	2.8
<i>Item 11070 Subject A01d</i>	<i>N</i> 1824	849	904	1325	184	308	481	657	379	1392	383	866	415	189	319	23
These next questions are about hard liquor. (Hard liquor includes whiskey, Scotch, bourbon, gin, vodka, rum, etc., or mixed drinks made with liquor.)																
D17: On how many occasions (if any) have you had liquor to drink . . .																
D17A: . . . in your lifetime?																
1. 0 occasions	26.0	27.2	24.9	23.3	45.1	17.0	23.9	29.5	29.7	27.3	20.2	47.3	8.1	9.9	2.8	5.8
2. 1-2	13.8	13.0	14.0	14.2	12.0	9.1	14.2	14.3	16.2	13.9	14.4	18.5	13.0	12.4	4.7	-
3. 3-5	11.1	9.5	13.2	10.9	9.4	12.3	10.8	9.0	14.1	11.4	10.0	12.2	15.6	13.0	2.9	-
4. 6-9	11.1	9.8	12.6	11.1	11.8	14.6	12.0	10.6	7.8	11.2	11.9	8.2	14.6	17.3	11.2	5.3
5. 10-19	13.7	13.2	14.1	15.0	7.3	18.6	13.8	13.2	10.5	14.4	11.4	7.6	22.4	13.0	19.0	11.6
6. 20-39	10.7	10.1	11.2	11.3	7.6	15.7	11.4	9.6	7.4	9.6	14.4	3.9	12.7	16.7	22.8	8.7
7. 40 or more	13.7	17.2	10.0	14.0	6.7	12.6	13.8	13.8	14.3	12.2	17.7	2.3	13.6	17.6	36.6	68.6
<i>Item 11080 Subject A01a</i>	<i>N</i> 1870	882	912	1359	186	312	496	679	382	1422	398	872	427	192	336	29
D17B: . . . during the last 12 months?																
1. 0 occasions	38.4	38.3	39.0	35.4	55.7	29.3	34.0	42.2	44.8	39.1	35.5	60.9	19.9	27.1	11.3	5.8
2. 1-2	17.0	16.0	17.8	17.0	18.2	13.6	18.2	16.5	19.0	16.7	18.9	19.1	21.8	11.7	10.3	-
3. 3-5	14.1	12.2	16.6	14.8	9.0	19.5	14.8	13.2	10.3	14.1	14.0	9.8	20.8	18.8	15.2	1.8
4. 6-9	11.5	11.6	10.7	12.9	5.8	15.7	12.0	10.2	9.5	11.3	12.5	5.5	14.4	16.0	19.5	21.8
5. 10-19	9.7	9.8	9.7	10.5	4.5	13.7	9.8	9.2	7.5	9.8	9.6	3.4	13.1	13.2	19.0	25.7
6. 20-39	4.9	5.7	3.4	5.2	3.1	4.8	6.4	4.4	3.9	5.0	3.9	0.9	6.3	6.9	10.3	33.1
7. 40 or more	4.5	6.5	2.7	4.1	3.7	3.5	4.7	4.4	5.1	3.9	5.7	0.4	3.7	6.2	14.4	11.8
<i>Item 11090 Subject A01b</i>	<i>N</i> 1858	877	906	1351	185	310	492	676	379	1415	394	869	424	191	331	29
D17C: . . . during the last 30 days?																
1. 0 occasions	65.7	62.0	70.0	64.2	77.8	60.2	66.3	67.9	65.5	66.1	65.0	86.2	53.0	57.3	36.9	21.5
2. 1-2	17.2	16.6	17.9	17.9	12.2	21.4	15.8	15.7	18.3	16.5	20.3	8.7	26.1	22.4	25.3	19.1
3. 3-5	8.7	11.5	5.9	9.8	3.6	10.9	8.7	8.6	7.0	9.2	7.3	2.9	11.0	9.2	19.0	23.3
4. 6-9	4.1	4.4	3.3	4.3	2.5	3.5	4.7	3.5	4.8	4.1	3.1	1.5	5.7	4.0	8.2	10.7
5. 10-19	2.8	3.1	2.2	2.9	2.6	2.7	2.8	2.9	2.9	2.9	2.2	0.5	3.1	6.1	5.6	17.4
6. 20-39	0.6	0.8	0.4	0.5	0.3	-	1.0	0.3	1.2	0.5	1.2	*	0.2	0.4	2.5	3.9
7. 40 or more	0.9	1.5	0.3	0.5	1.0	1.3	0.8	1.1	0.3	0.8	1.0	0.2	0.8	0.5	2.5	4.0
<i>Item 11100 Subject A01c</i>	<i>N</i> 1850	871	904	1343	184	308	489	673	381	1408	394	863	422	190	332	29

*=less than .05 percent.

MONITORING THE FUTURE

QUESTIONNAIRE FORM 4 1999	TOTAL	SEX		RACE		REGION				COLLEGE PLANS?		ILLICIT DRUG USE: LIFETIME				
		M	F	White	Black	NE	NC	S	W	Yes	No	None	Mari- juana Only	Few Pills	More Pills	Any Her- oin
<i>N (Weighted No. of Cases):</i>	2326	1075	1111	1593	263	424	602	847	453	1691	493	1103	522	226	382	37
<i>% of Weighted Total:</i>	100.0	46.2	47.8	68.5	11.3	18.2	25.9	36.4	19.5	72.7	21.2	47.4	22.4	9.7	16.4	1.6
D18: Think back over the LAST TWO WEEKS. How many times have you had five or more mixed drinks or shot glasses of hard liquor in a row?																
1. None	77.7	72.4	83.9	76.6	89.7	74.5	80.1	78.3	76.4	78.1	76.8	93.0	72.8	68.6	52.1	34.1
2. Once	8.9	10.1	8.0	9.2	4.9	11.6	7.4	9.6	7.5	9.3	8.5	4.1	10.0	14.7	16.5	16.0
3. Twice	5.8	7.9	3.5	6.3	2.3	6.0	6.5	4.3	7.2	5.6	5.9	1.2	9.5	7.7	12.2	6.1
4. Three to five times	4.9	6.7	3.0	5.4	1.0	4.8	4.3	4.8	5.9	4.7	5.3	1.3	5.6	4.6	11.7	27.8
5. Six to nine times	1.7	1.7	1.1	1.7	1.7	1.1	1.6	1.8	1.9	1.4	2.4	0.5	1.7	1.9	4.5	4.7
6. Ten or more times	1.0	1.3	0.5	0.8	0.4	2.1	0.2	1.1	1.2	1.0	1.1	0.1	0.3	2.5	2.9	11.3
<i>Item 11110 Subject A01d</i>	<i>N</i> 1795	838	887	1303	180	301	472	649	374	1375	371	850	407	182	317	28
D19: The next questions are on another topic. Do you know about how much an ounce of marijuana would cost in your area?																
88. Don't know	65.0	56.7	72.4	64.5	63.2	65.0	68.4	60.3	69.1	67.5	57.3	87.2	58.2	49.3	24.2	6.2
01. Less than \$50	7.9	8.1	7.8	7.0	13.4	4.9	5.2	11.0	8.3	8.0	7.8	5.9	8.4	10.0	12.3	4.9
02. \$50-\$99	10.5	13.6	8.2	10.3	8.2	12.3	9.3	12.2	7.3	9.8	12.3	2.2	12.7	17.6	26.8	12.7
03. \$100-\$149	9.8	12.8	6.7	11.1	10.0	11.5	10.6	11.9	3.5	9.3	11.4	2.7	11.6	13.6	22.4	51.0
04. \$150-\$199	2.7	2.8	2.2	2.6	2.9	2.4	4.3	2.3	1.7	2.0	5.4	0.7	4.0	3.3	6.2	4.1
05. \$200-\$249	1.4	1.9	1.2	1.7	1.1	1.5	1.7	0.8	2.3	1.2	2.1	0.2	2.8	1.9	3.1	-
06. \$250-\$299	0.5	0.8	0.1	0.5	-	1.0	-	*	1.4	0.3	1.2	0.2	1.2	1.0	-	-
07. \$300-\$399	1.2	1.6	0.8	1.4	-	0.7	-	0.5	4.5	1.1	1.1	0.2	0.8	1.7	2.8	17.0
08. \$400-\$499	0.5	0.7	0.4	0.5	0.2	-	0.3	0.4	1.5	0.4	0.8	0.5	-	0.6	1.1	1.7
09. \$500 or more	0.5	0.9	0.2	0.4	1.0	0.7	0.3	0.6	0.5	0.5	0.5	0.1	0.5	1.2	1.0	2.3
<i>Item 20506 Subject A01m</i>	<i>N</i> 2018	943	986	1434	213	329	539	739	411	1527	437	982	446	199	341	30
D20: During the past 12 months, how often have you seen people selling illegal drugs in your neighborhood?																
1. Never	60.5	59.1	61.5	64.5	39.0	51.2	59.4	62.2	66.2	62.6	52.5	73.8	52.4	53.4	41.1	31.4
2. A few times a year	15.8	16.8	15.6	16.5	12.4	20.1	17.4	14.1	13.5	15.2	18.9	14.7	20.4	22.0	10.2	8.6
3. Once or twice a month	6.9	7.5	6.7	6.4	6.5	7.7	6.8	6.2	7.5	6.9	6.7	4.3	8.6	8.3	11.6	0.5
4. At least once a week	7.7	7.8	7.3	6.7	13.6	8.8	8.6	7.7	5.5	7.7	7.4	3.3	9.3	8.4	15.4	36.5
5. Almost every day	9.1	8.8	9.0	5.8	28.5	12.2	7.8	9.7	7.3	7.5	14.6	3.8	9.3	7.9	21.7	23.0
<i>Item 30880 Subject A03a</i>	<i>N</i> 2011	942	980	1430	212	324	538	738	411	1524	435	980	445	198	339	30
These next questions ask for your opinions about the military services in the United States.																
E01: To what extent do you think the following opportunities are available to people who work in the military services?																
E01A: A chance to get ahead																
1. To a very little extent	9.7	12.4	6.9	8.9	14.7	11.0	9.2	9.9	9.0	9.1	10.6	8.5	9.2	12.3	11.2	19.9
2. To a little extent	11.0	12.5	9.4	11.5	8.4	8.0	14.0	9.2	12.5	11.1	11.3	11.3	9.8	8.9	12.6	13.6
3. To some extent	41.9	42.4	41.0	43.3	25.1	44.2	42.0	39.1	45.1	44.4	32.8	43.9	44.0	36.0	39.7	20.9
4. To a great extent	22.1	19.6	25.8	22.8	22.4	23.4	23.0	21.4	21.1	22.0	24.3	22.2	21.5	29.1	19.3	12.4
5. To a very great extent	15.3	13.2	16.8	13.5	29.4	13.4	11.9	20.4	12.4	13.4	21.1	14.1	15.5	13.7	17.3	33.3
<i>Item 11120 Subject L04</i>	<i>N</i> 1950	923	942	1389	203	310	528	710	402	1484	417	954	425	192	331	29
E01B: A chance to get more education																
1. To a very little extent	7.2	9.2	5.2	6.4	10.8	8.6	8.0	6.5	6.3	6.9	7.2	7.5	4.4	3.7	11.2	9.6
2. To a little extent	9.7	11.2	8.3	9.9	8.4	6.8	12.7	8.7	9.8	9.7	10.3	9.6	8.8	10.6	10.3	18.7
3. To some extent	32.2	31.5	32.3	33.9	23.6	37.0	32.4	31.1	30.1	33.2	28.2	33.4	33.1	28.5	31.0	15.3
4. To a great extent	30.5	29.6	32.2	31.1	24.7	30.3	32.6	27.3	33.5	31.9	26.4	29.1	33.6	35.3	28.7	18.7
5. To a very great extent	20.4	18.5	22.0	18.7	32.6	17.2	14.2	26.4	20.3	18.3	27.9	20.4	20.1	21.8	18.8	37.8
<i>Item 11130 Subject B10, L04</i>	<i>N</i> 1952	924	942	1391	203	310	528	712	402	1486	417	955	425	192	331	29
E01C: A chance to advance to a more responsible position																
1. To a very little extent	6.5	8.0	5.1	5.9	8.2	8.1	6.8	5.5	6.8	5.9	7.9	5.6	5.7	6.6	9.7	9.6
2. To a little extent	9.2	11.1	6.8	9.5	8.9	6.1	12.0	8.1	9.8	9.1	9.7	10.7	5.1	8.2	9.8	15.2
3. To some extent	29.9	31.9	27.8	30.4	23.3	31.9	29.2	27.6	33.5	30.9	26.4	31.4	30.5	25.5	29.5	8.0
4. To a great extent	33.7	32.3	36.6	34.7	30.2	33.3	34.2	34.0	32.5	35.4	28.6	32.4	38.4	36.0	29.7	36.6
5. To a very great extent	20.7	16.8	23.7	19.3	29.3	20.6	17.7	24.9	17.4	18.8	27.4	19.8	20.3	23.7	21.3	30.6
<i>Item 11140 Subject L04</i>	<i>N</i> 1948	922	939	1391	199	309	527	709	403	1482	417	952	423	193	331	29

* = less than .05 percent.

DESCRIPTIVE RESULTS: 1999

181

QUESTIONNAIRE FORM 4 1999	TOTAL	SEX		RACE		REGION				COLLEGE PLANS?		ILLICIT DRUG USE: LIFETIME					
		M	F	White	Black	NE	NC	S	W	Yes	No	None	Mari- juana Only	Few Pills	More Pills	Any Her- oin	
<i>N (Weighted No. of Cases):</i>	2326	1075	1111	1593	263	424	602	847	453	1691	493	1103	522	226	382	37	
<i>% of Weighted Total:</i>	100.0	46.2	47.8	68.5	11.3	18.2	25.9	36.4	19.5	72.7	21.2	47.4	22.4	9.7	16.4	1.6	
E01D: A chance to have a personally more fulfilling job																	
1. To a very little extent	9.4	12.0	6.9	9.1	10.2	9.1	10.3	8.6	9.8	9.1	9.3	9.4	7.4	10.2	11.3	9.6	
2. To a little extent	12.0	13.9	9.9	12.4	10.0	11.1	14.1	11.5	10.7	12.7	9.6	12.1	10.5	12.4	12.5	23.4	
3. To some extent	36.3	37.4	35.2	37.7	24.2	37.0	36.0	35.7	37.2	37.6	32.2	37.6	38.2	28.0	36.1	21.4	
4. To a great extent	25.6	22.5	29.3	25.7	28.7	24.4	25.4	24.3	29.1	25.7	27.1	25.6	27.2	31.7	20.8	18.3	
5. To a very great extent	16.7	14.2	18.7	15.1	26.9	18.4	14.1	19.9	13.2	14.9	21.8	15.3	16.6	17.7	19.3	27.4	
<i>Item 11150 Subject C05, L04</i>	<i>N</i>	<i>1940</i>	<i>919</i>	<i>935</i>	<i>1387</i>	<i>197</i>	<i>309</i>	<i>527</i>	<i>703</i>	<i>401</i>	<i>1477</i>	<i>415</i>	<i>945</i>	<i>422</i>	<i>194</i>	<i>331</i>	<i>29</i>
E01E: A chance to get their ideas heard																	
1. To a very little extent	19.2	22.9	16.4	19.0	16.6	18.7	21.5	17.4	20.0	20.2	14.5	18.1	16.5	19.0	26.1	26.8	
2. To a little extent	19.0	21.1	16.7	20.0	14.2	18.7	19.6	18.8	18.8	19.5	17.5	22.0	17.0	16.5	15.6	7.6	
3. To some extent	35.8	33.1	38.0	37.0	29.8	35.9	35.4	34.3	38.9	36.2	35.5	35.1	40.8	38.9	30.2	24.3	
4. To a great extent	14.9	13.1	17.3	14.5	18.3	13.9	14.4	15.8	14.9	14.6	15.8	14.5	13.5	16.6	16.7	23.8	
5. To a very great extent	11.0	9.8	11.6	9.5	21.1	12.9	9.2	13.7	7.4	9.4	16.6	10.4	12.2	9.0	11.4	17.5	
<i>Item 11160 Subject L04</i>	<i>N</i>	<i>1932</i>	<i>918</i>	<i>928</i>	<i>1381</i>	<i>198</i>	<i>302</i>	<i>526</i>	<i>706</i>	<i>398</i>	<i>1475</i>	<i>409</i>	<i>943</i>	<i>422</i>	<i>189</i>	<i>330</i>	<i>29</i>
E02: To what extent is it likely that a person in the military can get things changed and set right if treated unjustly by a superior?																	
1. To a very little extent	20.0	20.9	18.9	21.1	19.2	16.2	20.7	20.6	21.1	20.2	19.4	19.7	20.0	19.4	21.5	22.7	
2. To a little extent	26.8	28.9	24.7	27.7	20.2	24.4	32.7	22.8	27.9	29.2	18.6	28.2	24.9	27.4	24.4	23.5	
3. To some extent	35.6	32.4	38.9	34.5	33.1	39.0	31.0	36.5	37.6	34.8	37.9	35.8	37.5	32.1	35.9	25.0	
4. To a great extent	11.7	11.1	12.9	11.5	16.5	12.9	10.4	13.0	10.4	11.8	11.6	11.7	11.5	15.6	9.9	15.3	
5. To a very great extent	5.8	6.8	4.6	5.2	11.0	7.5	5.2	7.1	3.1	3.9	12.5	4.5	6.0	5.4	8.4	13.5	
<i>Item 11170 Subject L04</i>	<i>N</i>	<i>1924</i>	<i>912</i>	<i>927</i>	<i>1375</i>	<i>198</i>	<i>305</i>	<i>522</i>	<i>699</i>	<i>398</i>	<i>1464</i>	<i>412</i>	<i>937</i>	<i>421</i>	<i>190</i>	<i>329</i>	<i>29</i>
E03: To what extent do you think there is any discrimination against women who are in the armed services?																	
1. To a very little extent	10.9	13.1	8.5	9.2	18.8	8.8	10.3	11.8	11.7	9.7	14.9	11.1	8.4	13.0	11.6	15.2	
2. To a little extent	15.4	18.2	13.0	15.0	18.8	11.4	15.5	15.9	17.3	15.0	16.5	15.1	14.1	17.0	15.9	22.9	
3. To some extent	39.6	39.7	39.6	41.2	27.5	36.9	43.4	37.6	40.3	40.4	36.4	38.9	44.2	40.3	36.3	28.9	
4. To a great extent	21.5	19.0	24.1	22.1	18.3	25.2	20.6	20.5	21.6	23.1	16.8	23.4	19.8	15.4	22.7	15.1	
5. To a very great extent	12.6	10.1	14.8	12.4	16.7	17.7	10.2	14.2	9.2	11.8	15.4	11.5	13.4	14.3	13.5	17.9	
<i>Item 11180 Subject D06, L04</i>	<i>N</i>	<i>1929</i>	<i>914</i>	<i>929</i>	<i>1377</i>	<i>198</i>	<i>307</i>	<i>521</i>	<i>701</i>	<i>401</i>	<i>1469</i>	<i>412</i>	<i>939</i>	<i>420</i>	<i>190</i>	<i>332</i>	<i>29</i>
E04: To what extent do you think there is any discrimination against African American people who are in the armed services?																	
1. To a very little extent	25.4	30.5	20.9	25.1	27.8	18.1	23.1	28.3	29.0	24.2	30.0	24.8	25.1	28.5	25.2	32.9	
2. To a little extent	23.7	25.6	21.4	25.0	15.6	23.1	25.0	23.2	23.5	24.6	21.6	25.4	20.9	25.0	22.7	14.0	
3. To some extent	33.9	29.6	38.3	34.0	31.2	33.4	36.8	32.3	33.2	35.5	27.6	33.1	36.8	31.1	34.8	19.3	
4. To a great extent	10.9	9.1	12.9	10.6	14.5	16.7	9.6	9.6	10.3	11.0	10.0	12.1	10.0	11.8	7.8	16.5	
5. To a very great extent	6.1	5.3	6.5	5.3	10.8	8.8	5.5	6.5	4.1	4.7	10.7	4.6	7.2	3.6	9.6	17.4	
<i>Item 11190 Subject L04, N02</i>	<i>N</i>	<i>1926</i>	<i>916</i>	<i>924</i>	<i>1375</i>	<i>198</i>	<i>306</i>	<i>518</i>	<i>702</i>	<i>401</i>	<i>1466</i>	<i>413</i>	<i>936</i>	<i>420</i>	<i>190</i>	<i>331</i>	<i>29</i>
E05: If YOU felt that it was necessary for the U.S. to fight in some future war, how likely is it that you would volunteer for military service in that war?																	
1. I'm sure that I would volunteer	10.5	15.0	5.9	10.7	11.8	10.4	11.1	11.8	7.6	9.3	13.9	9.2	7.5	14.1	14.5	27.6	
2. I would very likely volunteer	2.8	4.1	1.5	2.8	1.7	1.7	2.5	3.6	2.8	3.0	2.1	2.6	1.9	3.3	4.2	7.5	
3. I would probably volunteer	10.1	15.7	5.4	10.6	5.0	8.5	8.5	10.3	12.8	9.7	11.5	10.2	8.8	9.8	10.3	9.8	
4. I would probably NOT volunteer	16.5	17.5	14.8	16.4	12.6	17.5	16.7	15.8	16.8	16.3	16.9	17.5	17.7	18.1	12.2	4.7	
5. I would very likely NOT volunteer	10.4	10.0	10.3	11.3	3.3	11.9	11.1	8.2	12.2	11.8	6.0	12.2	10.2	8.0	6.7	10.7	
6. I would definitely NOT volunteer	31.4	23.2	39.6	29.3	46.9	32.5	30.3	32.0	30.8	32.9	26.9	31.9	35.6	29.8	27.9	13.8	
7. In my opinion, there is no such thing as a "necessary" war	18.4	14.5	22.5	18.9	18.7	17.5	19.9	18.4	17.2	16.9	22.6	16.4	18.3	16.9	24.2	25.9	
<i>Item 11220 Subject L03</i>	<i>N</i>	<i>1947</i>	<i>915</i>	<i>946</i>	<i>1388</i>	<i>207</i>	<i>310</i>	<i>518</i>	<i>714</i>	<i>405</i>	<i>1477</i>	<i>420</i>	<i>944</i>	<i>427</i>	<i>195</i>	<i>329</i>	<i>32</i>
E06: How do you think your CLOSE FRIENDS feel (or would feel) about YOU doing each of the following things?																	

MONITORING THE FUTURE

QUESTIONNAIRE FORM 4 1999	TOTAL	SEX		RACE		REGION				COLLEGE PLANS?		ILLICIT DRUG USE: LIFETIME				
		M	F	White	Black	NE	NC	S	W	Yes	No	None	Mari- juana Only	Few Pills	More Pills	Any Her- oin
<i>N (Weighted No. of Cases):</i>	2326	1075	1111	1593	263	424	602	847	453	1691	493	1103	522	226	382	37
<i>% of Weighted Total:</i>	100.0	46.2	47.8	68.5	11.3	18.2	25.9	36.4	19.5	72.7	21.2	47.4	22.4	9.7	16.4	1.6
E06A: Smoking one or more packs of cigarettes per day																
1. Not disapprove	28.8	33.0	24.5	31.3	19.5	27.4	33.6	31.4	19.1	23.2	45.5	16.6	32.3	36.2	50.4	62.3
2. Disapprove	32.7	32.3	33.2	32.9	35.1	36.2	29.3	33.6	32.7	34.4	28.2	32.4	33.6	35.1	31.3	28.7
3. Strongly disapprove	38.5	34.7	42.3	35.8	45.4	36.4	37.1	35.0	48.1	42.4	26.3	51.0	34.1	28.8	18.3	9.0
<i>Item 11470 Subject A12b</i>	<i>N 1970</i>	<i>922</i>	<i>960</i>	<i>1403</i>	<i>209</i>	<i>313</i>	<i>521</i>	<i>727</i>	<i>408</i>	<i>1492</i>	<i>419</i>	<i>949</i>	<i>432</i>	<i>198</i>	<i>335</i>	<i>32</i>
E06B: Trying marijuana (pot, weed) once or twice																
1. Not disapprove	44.9	47.7	42.8	46.7	38.2	53.2	47.2	41.5	41.7	43.2	48.2	21.3	61.9	60.9	76.8	86.6
2. Disapprove	22.2	21.8	22.6	21.6	29.2	22.3	19.0	24.9	21.7	22.4	22.5	25.8	24.3	16.4	13.8	8.9
3. Strongly disapprove	32.8	30.5	34.6	31.8	32.6	24.6	33.9	33.5	36.6	34.4	29.3	52.9	13.8	22.7	9.4	4.5
<i>Item 11480 Subject A12b</i>	<i>N 1966</i>	<i>921</i>	<i>957</i>	<i>1403</i>	<i>207</i>	<i>314</i>	<i>519</i>	<i>724</i>	<i>408</i>	<i>1491</i>	<i>416</i>	<i>946</i>	<i>431</i>	<i>199</i>	<i>336</i>	<i>32</i>
E06C: Smoking marijuana occasionally																
1. Not disapprove	38.4	42.1	35.2	39.4	36.8	44.7	38.0	37.3	35.8	35.3	45.9	15.9	51.8	54.5	70.6	85.1
2. Disapprove	22.3	22.2	22.4	22.0	27.4	22.1	19.4	25.2	20.8	22.7	21.2	24.8	25.7	17.3	14.1	8.9
3. Strongly disapprove	39.4	35.7	42.4	38.6	35.8	33.2	42.6	37.5	43.4	42.0	32.8	59.2	22.5	28.2	15.3	6.0
<i>Item 11490 Subject A12b</i>	<i>N 1968</i>	<i>921</i>	<i>959</i>	<i>1402</i>	<i>210</i>	<i>314</i>	<i>519</i>	<i>727</i>	<i>407</i>	<i>1490</i>	<i>419</i>	<i>946</i>	<i>432</i>	<i>199</i>	<i>336</i>	<i>32</i>
E06D: Smoking marijuana regularly																
1. Not disapprove	25.5	30.5	20.6	25.0	27.7	27.8	25.6	24.7	24.9	21.9	35.0	9.6	28.9	36.4	53.7	84.2
2. Disapprove	25.1	23.2	26.9	25.1	31.1	25.2	21.4	30.0	21.1	24.8	26.9	21.6	32.2	28.4	25.2	7.3
3. Strongly disapprove	49.4	46.3	52.5	49.9	41.3	47.0	52.9	45.3	54.0	53.3	38.1	68.9	38.9	35.1	21.1	8.4
<i>Item 11500 Subject A12b</i>	<i>N 1966</i>	<i>920</i>	<i>958</i>	<i>1400</i>	<i>209</i>	<i>314</i>	<i>519</i>	<i>724</i>	<i>409</i>	<i>1487</i>	<i>420</i>	<i>947</i>	<i>431</i>	<i>199</i>	<i>336</i>	<i>30</i>
E06E: Trying LSD once or twice																
1. Not disapprove	16.8	19.8	14.3	17.6	6.6	19.2	17.8	16.7	14.0	14.8	21.2	6.7	9.0	25.9	44.6	64.4
2. Disapprove	23.8	24.9	22.8	24.7	25.2	26.6	21.6	25.7	21.2	23.1	26.6	21.3	25.6	29.1	25.9	18.5
3. Strongly disapprove	59.4	55.3	62.9	57.7	68.1	54.3	60.7	57.6	64.8	62.1	52.2	72.0	65.4	45.0	29.5	17.1
<i>Item 11510 Subject A12b</i>	<i>N 1959</i>	<i>918</i>	<i>955</i>	<i>1397</i>	<i>205</i>	<i>314</i>	<i>518</i>	<i>722</i>	<i>405</i>	<i>1481</i>	<i>419</i>	<i>945</i>	<i>429</i>	<i>199</i>	<i>332</i>	<i>32</i>
E06F: Trying an amphetamine (upper, pep pill, bennie, speed) once or twice																
1. Not disapprove	17.0	19.0	15.0	18.2	7.3	22.5	18.6	17.3	10.3	15.1	20.7	7.4	10.4	26.6	40.9	76.8
2. Disapprove	24.7	25.9	24.0	26.0	23.3	24.1	24.8	25.3	23.9	24.2	27.7	21.8	20.7	33.6	34.3	6.1
3. Strongly disapprove	58.3	55.1	61.0	55.8	69.5	53.4	56.7	57.4	65.8	60.7	51.6	70.8	68.9	39.8	24.8	17.1
<i>Item 11520 Subject A12b</i>	<i>N 1961</i>	<i>919</i>	<i>955</i>	<i>1398</i>	<i>206</i>	<i>313</i>	<i>519</i>	<i>724</i>	<i>405</i>	<i>1482</i>	<i>420</i>	<i>945</i>	<i>431</i>	<i>198</i>	<i>332</i>	<i>32</i>
E06G: Trying cocaine once or twice																
1. Not disapprove	11.3	14.5	7.6	10.9	8.5	11.5	12.1	11.4	9.9	8.6	17.9	5.4	6.1	12.2	28.0	61.3
2. Disapprove	21.5	22.0	21.6	22.2	22.6	22.9	19.4	23.7	19.3	20.6	24.7	19.7	19.2	26.4	26.9	21.1
3. Strongly disapprove	67.2	63.5	70.9	66.9	69.0	65.6	68.5	64.9	70.8	70.8	57.4	74.9	74.6	61.5	45.1	17.6
<i>Item 11525 Subject A12b</i>	<i>N 1956</i>	<i>916</i>	<i>952</i>	<i>1394</i>	<i>206</i>	<i>312</i>	<i>518</i>	<i>722</i>	<i>404</i>	<i>1479</i>	<i>418</i>	<i>942</i>	<i>431</i>	<i>198</i>	<i>330</i>	<i>32</i>
E06H: Taking cocaine occasionally																
1. Not disapprove	8.2	10.0	5.9	7.2	8.9	9.2	9.9	8.7	4.5	5.6	14.4	4.8	4.5	6.3	18.8	46.5
2. Disapprove	19.6	20.4	19.1	20.3	20.6	19.0	17.1	21.2	20.5	18.5	24.0	17.1	16.1	24.5	26.7	31.6
3. Strongly disapprove	72.2	69.6	75.0	72.5	70.5	71.8	73.0	70.2	75.0	75.9	61.6	78.1	79.4	69.2	54.5	21.9
<i>Item 11526 Subject A12b</i>	<i>N 1955</i>	<i>912</i>	<i>955</i>	<i>1391</i>	<i>208</i>	<i>309</i>	<i>518</i>	<i>723</i>	<i>404</i>	<i>1479</i>	<i>417</i>	<i>941</i>	<i>430</i>	<i>197</i>	<i>332</i>	<i>32</i>
E06I: Taking one or two drinks nearly every day																
1. Not disapprove	28.3	35.9	21.2	30.1	20.9	30.8	30.4	28.1	23.9	25.6	35.4	16.8	29.0	39.4	48.6	74.4
2. Disapprove	31.0	28.1	33.6	30.7	34.7	33.2	28.0	32.4	30.9	31.3	31.5	28.0	35.1	35.9	32.3	23.2
3. Strongly disapprove	40.7	36.0	45.2	39.1	44.4	36.0	41.6	39.5	45.2	43.1	33.2	55.2	35.9	24.7	19.2	2.4
<i>Item 11530 Subject A12b</i>	<i>N 1950</i>	<i>910</i>	<i>952</i>	<i>1391</i>	<i>204</i>	<i>308</i>	<i>518</i>	<i>720</i>	<i>404</i>	<i>1480</i>	<i>413</i>	<i>936</i>	<i>430</i>	<i>197</i>	<i>332</i>	<i>31</i>
E06J: Taking four or five drinks nearly every day																
1. Not disapprove	17.8	25.0	10.5	18.5	14.3	21.7	18.7	17.3	14.5	14.0	28.9	9.1	16.2	23.8	34.8	64.6
2. Disapprove	25.1	25.8	24.4	25.6	28.7	22.5	22.6	27.8	25.4	24.6	26.5	20.9	28.4	32.2	29.0	18.3
3. Strongly disapprove	57.2	49.3	65.1	56.0	57.0	55.8	58.7	54.9	60.1	61.4	44.6	70.1	55.3	44.0	36.2	17.1
<i>Item 11540 Subject A12b</i>	<i>N 1945</i>	<i>912</i>	<i>946</i>	<i>1390</i>	<i>202</i>	<i>306</i>	<i>516</i>	<i>718</i>	<i>405</i>	<i>1472</i>	<i>413</i>	<i>932</i>	<i>428</i>	<i>196</i>	<i>334</i>	<i>32</i>

QUESTIONNAIRE FORM 4 1999	TOTAL	SEX		RACE		REGION				COLLEGE PLANS?		ILLICIT DRUG USE: LIFETIME				
		M	F	White	Black	NE	NC	S	W	Yes	No	None	Mari- juana Only	Few Pills	More Pills	Any Her- oin
<i>N (Weighted No. of Cases):</i> <i>% of Weighted Total:</i>	2326 100.0	1075 46.2	1111 47.8	1593 68.5	263 11.3	424 18.2	602 25.9	847 36.4	453 19.5	1691 72.7	493 21.2	1103 47.4	522 22.4	226 9.7	382 16.4	37 1.6
E06K: Having five or more drinks once or twice each weekend																
1. Not disapprove	42.4	47.2	37.3	46.8	24.0	54.9	45.7	39.6	33.5	39.9	49.5	23.5	50.3	62.2	70.3	78.2
2. Disapprove	21.5	20.2	23.5	20.9	24.9	21.6	17.7	21.5	26.3	22.1	20.5	24.1	22.7	18.4	15.1	15.1
3. Strongly disapprove	36.1	32.6	39.2	32.3	51.0	23.5	36.6	38.9	40.2	38.0	30.0	52.4	27.0	19.3	14.6	6.6
<i>Item 11550 Subject A12b</i>	<i>N 1948</i>	<i>911</i>	<i>949</i>	<i>1388</i>	<i>205</i>	<i>307</i>	<i>517</i>	<i>721</i>	<i>402</i>	<i>1472</i>	<i>416</i>	<i>935</i>	<i>430</i>	<i>196</i>	<i>331</i>	<i>32</i>
E06L: Driving a car after having 1-2 drinks																
1. Not disapprove	22.7	29.6	15.4	24.7	14.1	22.7	28.6	21.7	17.2	21.6	24.5	10.3	24.5	31.4	45.7	63.5
2. Disapprove	25.8	25.8	26.1	25.6	28.5	30.3	21.7	26.3	26.8	25.4	26.5	22.8	31.5	27.2	25.9	17.5
3. Strongly disapprove	51.4	44.6	58.5	49.7	57.4	47.0	49.8	52.0	56.0	52.9	49.0	66.8	44.0	41.4	28.4	19.0
<i>Item 11551 Subject A12b</i>	<i>N 1943</i>	<i>911</i>	<i>946</i>	<i>1387</i>	<i>202</i>	<i>305</i>	<i>517</i>	<i>716</i>	<i>405</i>	<i>1473</i>	<i>412</i>	<i>929</i>	<i>430</i>	<i>196</i>	<i>335</i>	<i>32</i>
E06M: Driving a car after having 5 or more drinks																
1. Not disapprove	7.4	10.3	4.2	6.7	8.4	6.7	7.3	8.5	6.3	6.4	9.2	4.1	5.7	7.2	14.2	38.8
2. Disapprove	17.5	21.6	13.2	17.5	21.2	15.3	18.8	18.8	14.9	16.6	20.8	12.3	19.2	23.8	25.7	20.9
3. Strongly disapprove	75.1	68.0	82.6	75.8	70.4	78.0	73.9	72.7	78.7	77.1	70.0	83.6	75.1	69.0	60.1	40.3
<i>Item 11552 Subject A12b</i>	<i>N 1945</i>	<i>915</i>	<i>942</i>	<i>1389</i>	<i>203</i>	<i>305</i>	<i>515</i>	<i>719</i>	<i>406</i>	<i>1474</i>	<i>412</i>	<i>933</i>	<i>430</i>	<i>196</i>	<i>335</i>	<i>32</i>
E07: These days, how many people in the following groups would you guess use illicit drugs (like marijuana, cocaine, etc.) occasionally or regularly?																
E07A: Professional athletes																
1. 0% to 10%	11.4	12.7	10.1	11.1	10.0	13.7	11.5	10.4	11.4	10.8	13.0	12.4	11.4	13.0	7.2	4.6
2. 11% to 30%	23.9	27.1	20.7	23.4	27.0	24.7	22.5	24.0	25.0	24.7	22.3	28.5	19.2	22.3	19.9	15.1
3. 31% to 50%	22.7	22.0	24.3	24.3	22.8	22.5	24.6	23.1	20.0	22.9	22.4	21.1	25.0	24.7	23.3	32.8
4. 51% to 70%	17.1	15.4	17.9	17.5	17.2	14.6	18.0	17.1	17.9	17.7	15.1	14.6	20.2	17.9	19.8	17.2
5. 71% to 90%	8.2	7.5	9.2	8.0	8.3	7.3	6.9	9.6	8.1	8.3	7.2	5.9	8.1	8.6	14.2	14.6
6. 91% to 100%	2.8	2.3	3.2	2.5	3.8	2.6	2.1	4.1	1.6	2.5	4.4	1.6	3.5	2.5	4.1	7.7
8. Have no idea	13.8	13.0	14.6	13.2	11.0	14.6	14.3	11.8	16.0	13.2	15.6	15.9	12.6	11.1	11.3	7.9
<i>Item 22380 Subject A17a</i>	<i>N 1934</i>	<i>905</i>	<i>941</i>	<i>1376</i>	<i>204</i>	<i>298</i>	<i>511</i>	<i>722</i>	<i>403</i>	<i>1467</i>	<i>411</i>	<i>935</i>	<i>427</i>	<i>194</i>	<i>325</i>	<i>32</i>
E07B: Rock music performers																
1. 0% to 10%	2.5	2.8	2.3	2.3	3.1	3.6	2.6	2.6	1.3	1.9	3.6	2.9	1.4	1.8	1.9	-
2. 11% to 30%	4.5	4.3	4.5	4.1	5.7	3.4	4.8	4.0	6.0	4.4	5.0	7.0	2.7	2.8	0.8	2.0
3. 31% to 50%	12.7	11.6	14.1	11.5	20.5	11.6	14.3	13.1	10.9	13.0	12.0	16.2	11.0	8.6	7.5	14.7
4. 51% to 70%	21.8	21.8	21.9	23.5	15.8	29.0	19.7	22.1	18.9	23.4	17.4	25.0	20.2	23.0	15.9	12.0
5. 71% to 90%	29.6	31.7	27.9	31.3	23.0	25.8	31.1	29.8	29.9	30.0	27.5	23.9	31.1	35.3	41.6	27.9
6. 91% to 100%	18.5	17.2	19.0	17.4	22.3	18.3	16.0	18.8	21.1	17.6	21.9	12.3	24.0	20.8	25.2	40.3
8. Have no idea	10.4	10.7	10.2	9.8	9.6	8.3	11.5	9.6	11.9	9.7	12.7	12.7	9.6	7.6	7.1	3.2
<i>Item 22390 Subject A17a</i>	<i>N 1930</i>	<i>902</i>	<i>942</i>	<i>1374</i>	<i>204</i>	<i>298</i>	<i>511</i>	<i>720</i>	<i>402</i>	<i>1467</i>	<i>409</i>	<i>932</i>	<i>427</i>	<i>194</i>	<i>324</i>	<i>32</i>
E07C: Actors and actresses																
1. 0% to 10%	5.9	5.2	6.6	5.6	7.6	7.2	6.1	6.1	4.2	5.5	6.1	8.3	2.5	4.2	3.4	2.0
2. 11% to 30%	15.7	16.9	14.6	15.6	16.9	15.8	15.0	16.0	15.9	15.7	16.1	19.6	15.1	15.9	6.5	7.8
3. 31% to 50%	20.0	21.1	19.5	21.6	18.4	17.3	21.1	18.6	23.0	19.6	22.9	20.4	20.4	18.1	20.3	19.0
4. 51% to 70%	23.3	22.4	23.5	24.0	19.2	26.7	26.1	21.6	20.1	25.5	14.5	20.2	26.9	28.5	26.5	10.9
5. 71% to 90%	15.8	15.5	16.6	16.3	12.0	17.6	14.7	16.1	15.1	16.0	14.7	12.4	13.7	18.0	25.8	27.5
6. 91% to 100%	5.9	5.2	6.0	4.6	8.9	4.5	3.2	7.9	6.7	5.2	8.4	3.2	7.1	4.2	10.2	22.3
8. Have no idea	13.6	13.8	13.2	12.3	16.9	10.9	13.8	13.7	15.0	12.6	17.5	15.9	14.3	11.0	7.3	10.5
<i>Item 22400 Subject A17a</i>	<i>N 1927</i>	<i>901</i>	<i>940</i>	<i>1372</i>	<i>203</i>	<i>298</i>	<i>510</i>	<i>718</i>	<i>401</i>	<i>1464</i>	<i>408</i>	<i>931</i>	<i>426</i>	<i>194</i>	<i>324</i>	<i>32</i>
E08: How many people in the following groups would you guess strongly disapprove of such illicit drug use?																
E08A: Professional athletes																
1. 0% to 10%	11.4	11.6	10.7	10.6	17.0	12.3	8.6	14.6	8.6	9.6	15.9	9.7	9.8	11.0	15.8	15.6
2. 11% to 30%	21.2	18.2	24.0	22.1	22.7	20.1	21.8	20.9	21.6	22.2	18.3	21.6	21.4	23.7	21.0	7.9
3. 31% to 50%	18.6	17.1	19.9	19.7	13.2	22.9	20.3	18.4	13.7	19.8	15.6	17.8	21.5	17.2	18.3	24.1
4. 51% to 70%	14.1	16.3	12.3	14.9	12.4	8.7	15.5	12.8	18.9	13.6	16.4	15.0	12.9	14.1	13.3	17.3
5. 71% to 90%	10.6	13.1	8.6	9.5	12.5	12.5	8.0	10.4	13.0	12.3	4.9	11.9	9.1	9.5	9.7	13.1
6. 91% to 100%	5.3	5.8	5.1	5.1	5.9	4.7	5.9	5.4	4.9	5.4	4.9	4.3	6.3	8.0	5.3	6.3
8. Have no idea	18.7	17.9	19.4	18.1	16.3	18.8	19.9	17.5	19.3	17.0	24.1	19.7	19.0	16.4	16.7	15.8
<i>Item 22420 Subject A17b</i>	<i>N 1926</i>	<i>902</i>	<i>937</i>	<i>1371</i>	<i>205</i>	<i>296</i>	<i>510</i>	<i>718</i>	<i>402</i>	<i>1463</i>	<i>408</i>	<i>933</i>	<i>425</i>	<i>192</i>	<i>322</i>	<i>32</i>

MONITORING THE FUTURE

QUESTIONNAIRE FORM 4 1999	TOTAL	SEX		RACE		REGION				COLLEGE PLANS?		ILLICIT DRUG USE: LIFETIME				
		M	F	White	Black	NE	NC	S	W	Yes	No	None	Mari- juana Only	Few Pills	More Pills	Any Her- oin
<i>N (Weighted No. of Cases):</i>	2326	1075	1111	1593	263	424	602	847	453	1691	493	1103	522	226	382	37
<i>% of Weighted Total:</i>	100.0	46.2	47.8	68.5	11.3	18.2	25.9	36.4	19.5	72.7	21.2	47.4	22.4	9.7	16.4	1.6
E08B: Rock music performers																
1. 0% to 10%	26.7	29.3	23.6	27.0	26.9	23.7	27.4	28.2	25.2	26.1	27.7	24.2	27.1	25.8	31.9	31.8
2. 11% to 30%	27.5	25.0	30.1	30.7	21.0	30.7	31.2	23.6	27.7	29.4	22.5	26.5	28.9	33.1	27.4	21.7
3. 31% to 50%	13.3	13.0	14.2	13.7	13.4	15.7	13.4	13.1	11.9	13.2	14.7	15.4	11.9	10.1	12.1	3.0
4. 51% to 70%	8.3	9.7	7.1	7.0	9.8	6.7	6.2	9.7	9.7	8.5	7.1	8.9	6.5	9.8	7.8	13.9
5. 71% to 90%	3.2	3.6	2.8	2.6	6.1	2.9	1.7	4.8	2.7	3.2	2.6	4.0	3.8	1.6	1.5	5.4
6. 91% to 100%	2.3	2.3	2.3	1.5	6.1	1.7	2.4	2.0	3.2	2.3	2.1	1.6	1.7	1.4	4.8	8.4
8. Have no idea	18.6	17.0	19.8	17.6	16.8	18.6	17.7	18.6	19.7	17.3	23.3	19.4	20.1	18.3	14.5	15.8
<i>Item 22430 Subject A17b</i>	<i>N</i> 1921	901	933	1371	204	296	508	717	401	1459	408	930	425	192	321	32
E08C: Actors and actresses																
1. 0% to 10%	13.6	14.3	12.7	13.3	15.9	14.3	12.1	15.5	11.6	12.2	17.8	12.2	11.6	15.4	17.3	17.2
2. 11% to 30%	23.6	20.9	25.7	26.0	22.2	25.8	22.9	22.9	24.0	24.0	22.4	23.5	23.6	22.6	25.9	21.3
3. 31% to 50%	20.7	21.0	21.1	22.4	13.8	15.9	24.5	18.7	23.3	22.2	16.6	18.6	22.8	24.0	23.2	17.9
4. 51% to 70%	12.5	13.7	11.5	12.0	9.0	15.5	10.2	12.2	13.9	13.4	9.0	15.0	11.8	9.8	7.6	16.6
5. 71% to 90%	6.1	7.6	4.7	5.2	8.9	6.9	6.4	6.5	4.2	6.2	6.0	6.5	6.7	4.3	5.6	-
6. 91% to 100%	3.1	4.0	2.3	2.2	7.5	1.6	3.4	3.5	3.2	3.0	3.0	3.1	2.3	2.3	3.5	11.3
8. Have no idea	20.3	18.5	22.1	18.9	22.9	20.0	20.4	20.7	19.8	19.0	25.3	21.1	21.2	21.6	16.9	15.8
<i>Item 22440 Subject A17b</i>	<i>N</i> 1913	894	933	1364	202	295	505	714	399	1454	407	923	423	191	321	32
E08D: People your age (in general)																
1. 0% to 10%	14.7	14.8	14.1	13.6	20.4	15.7	13.2	17.0	11.9	12.4	21.9	10.4	16.5	14.2	22.8	25.4
2. 11% to 30%	23.4	22.3	24.6	24.8	20.5	26.0	24.1	21.2	24.3	23.9	21.4	20.5	21.7	31.4	29.8	23.2
3. 31% to 50%	22.7	22.3	23.1	24.2	18.4	22.8	25.5	21.1	22.1	24.5	17.1	23.7	25.4	21.7	18.1	19.6
4. 51% to 70%	15.9	16.1	16.4	16.1	13.6	11.9	17.1	16.7	15.8	17.0	12.6	17.9	16.4	16.6	9.1	16.8
5. 71% to 90%	6.4	8.4	4.7	7.0	3.9	5.5	5.5	7.9	5.6	6.4	6.2	8.9	4.5	2.7	4.7	2.0
6. 91% to 100%	2.0	2.0	2.1	1.3	5.8	1.7	2.0	2.6	1.1	1.9	2.2	2.1	2.2	0.8	1.8	2.1
8. Have no idea	14.9	14.0	15.0	13.1	17.3	16.3	12.6	13.5	19.1	13.9	18.6	16.4	13.3	12.6	13.6	11.0
<i>Item 22450 Subject A12b, A17b</i>	<i>N</i> 1917	899	931	1365	203	293	507	717	401	1462	401	928	421	192	322	32
E09: The next questions ask about anti-drug commercials or "spots" that are intended to discourage drug use. In recent months, about how often have you seen such anti-drug commercials on TV, or heard them on the radio?																
1. Not at all	10.8	10.9	10.3	9.5	16.4	8.3	12.7	12.5	7.5	8.5	16.9	11.8	8.7	8.8	10.1	16.0
2. Less than once a month	9.3	8.5	9.8	9.6	7.2	8.0	8.2	11.0	8.7	8.1	13.5	8.3	10.4	8.0	12.4	5.9
3. 1-3 times per month	26.2	26.3	26.3	27.9	23.0	23.7	25.3	26.4	28.7	26.9	24.5	26.1	27.3	32.6	21.9	21.1
4. 1-3 times per week	27.9	31.8	24.3	29.9	18.1	32.8	31.3	24.3	26.7	30.0	22.1	29.3	28.7	23.6	26.4	22.9
5. Daily or almost daily	19.4	16.5	22.5	17.9	20.7	21.6	18.1	18.6	20.9	20.8	15.5	18.8	18.5	22.1	21.6	16.1
6. More than once a day	6.3	6.0	6.7	5.2	14.5	5.6	4.6	7.2	7.5	5.8	7.6	5.8	6.4	4.9	7.5	18.0
<i>Item 22460 Subject A10b</i>	<i>N</i> 1883	883	918	1345	201	287	497	702	397	1436	391	921	415	185	316	30
E10: To what extent do you think such commercials have . . .																
E10A: . . . made people your age less favorable toward drugs																
1. Not at all	34.9	36.6	33.5	36.6	30.7	30.2	36.0	38.5	30.4	31.8	43.4	28.5	36.6	35.0	48.0	59.0
2. To a little extent	33.9	33.9	34.4	36.2	28.3	38.4	37.1	28.2	36.6	35.1	30.6	35.5	36.1	35.5	28.0	16.9
3. To some extent	25.2	24.0	26.6	23.1	28.9	24.2	23.0	26.5	26.3	27.1	19.5	29.7	21.8	23.8	19.0	18.9
4. To a great extent	3.6	2.9	3.8	2.4	6.4	3.8	2.3	3.8	4.8	3.8	3.0	4.3	2.2	5.0	2.4	2.7
5. To a very great extent	2.4	2.7	1.7	1.6	5.7	3.4	1.6	3.0	1.9	2.2	3.5	2.0	3.3	0.7	2.7	2.6
<i>Item 22470 Subject A10b</i>	<i>N</i> 1892	892	917	1353	194	288	502	701	401	1436	403	913	420	190	316	31
E10B: . . . made you less favorable toward drugs																
1. Not at all	39.6	46.1	34.1	42.3	33.3	37.1	38.9	41.1	39.6	38.0	44.2	33.5	34.7	38.3	61.9	69.7
2. To a little extent	21.5	19.6	22.9	22.7	12.9	26.1	26.1	16.0	22.0	22.2	19.5	21.1	25.0	22.8	17.2	17.3
3. To some extent	24.2	21.6	26.5	23.3	23.5	26.3	24.6	22.8	24.6	24.9	21.9	25.8	28.8	27.0	14.3	4.8
4. To a great extent	6.6	5.4	7.7	5.1	11.0	5.5	4.7	8.3	7.0	6.8	6.7	9.1	4.6	6.8	2.6	-
5. To a very great extent	8.1	7.3	8.8	6.6	19.3	4.9	5.6	11.8	6.9	8.1	7.8	10.6	6.9	5.1	4.0	8.2
<i>Item 22480 Subject A10b</i>	<i>N</i> 1886	888	915	1350	192	287	502	699	398	1433	401	910	420	190	314	31

DESCRIPTIVE RESULTS: 1999

185

QUESTIONNAIRE FORM 4 1999	TOTAL	SEX		RACE		REGION				COLLEGE PLANS?		ILLICIT DRUG USE: LIFETIME				
		M	F	White	Black	NE	NC	S	W	Yes	No	None	Mari- juana Only	Few Pills	More Pills	Any Her- oin
<i>N (Weighted No. of Cases):</i>	2326	1075	1111	1593	263	424	602	847	453	1691	493	1103	522	226	382	37
<i>% of Weighted Total:</i>	100.0	46.2	47.8	68.5	11.3	18.2	25.9	36.4	19.5	72.7	21.2	47.4	22.4	9.7	16.4	1.6
E10C: . . . made you less likely to use drugs																
1. Not at all	41.6	47.3	36.9	44.6	30.6	40.7	40.3	42.5	42.1	40.2	45.5	35.3	36.3	40.0	64.1	77.9
2. To a little extent	21.6	21.0	22.0	23.8	16.0	27.1	24.3	17.1	22.0	22.2	19.9	20.1	25.7	29.0	17.4	11.5
3. To some extent	20.7	18.4	22.4	18.9	19.5	21.1	22.0	19.7	20.6	21.1	19.2	23.2	23.2	19.1	12.3	6.9
4. To a great extent	6.2	4.6	7.6	4.6	11.0	5.0	5.2	6.5	7.7	6.6	5.0	7.8	5.7	4.9	2.5	2.7
5. To a very great extent	10.0	8.6	11.1	8.1	22.9	6.1	8.2	14.1	7.7	9.9	10.4	13.6	9.1	7.0	3.6	1.0
<i>Item 22490 Subject A10b</i>	<i>N 1880</i>	<i>888</i>	<i>909</i>	<i>1347</i>	<i>192</i>	<i>287</i>	<i>501</i>	<i>697</i>	<i>395</i>	<i>1428</i>	<i>400</i>	<i>904</i>	<i>420</i>	<i>190</i>	<i>313</i>	<i>31</i>
E10D: . . . overstated the dangers or risks of drug use																
1. Not at all	42.8	42.6	44.0	46.2	33.6	39.0	45.0	43.7	41.1	43.8	37.8	49.2	38.2	34.3	34.8	43.1
2. To a little extent	18.1	16.4	19.4	19.4	10.5	18.2	21.8	16.0	17.1	17.4	20.5	15.8	18.9	28.5	17.5	27.7
3. To some extent	21.5	22.6	20.0	19.7	21.6	25.2	20.3	20.0	23.1	22.2	20.3	20.2	24.3	23.2	22.7	4.1
4. To a great extent	8.4	8.6	7.8	7.5	14.1	9.6	5.9	8.5	10.5	7.6	11.5	7.4	7.5	5.9	14.5	5.8
5. To a very great extent	9.1	9.8	8.8	7.2	20.1	8.0	7.0	11.7	8.2	9.0	9.9	7.4	11.2	8.1	10.5	19.4
<i>Item 22500 Subject A10b</i>	<i>N 1876</i>	<i>885</i>	<i>909</i>	<i>1345</i>	<i>188</i>	<i>286</i>	<i>501</i>	<i>695</i>	<i>395</i>	<i>1427</i>	<i>397</i>	<i>904</i>	<i>419</i>	<i>190</i>	<i>313</i>	<i>31</i>
E11: In recent months, about how often have you seen anti-drug ads on billboards or in magazines or newspapers																
1. Not at all	20.3	20.8	20.4	20.0	19.5	15.4	18.9	22.1	22.4	17.9	27.0	20.8	20.3	17.1	18.4	27.9
2. Less than once a month	23.8	24.0	23.4	24.8	15.6	25.1	26.0	24.0	19.9	23.9	23.5	24.5	24.4	20.5	24.1	16.3
3. 1-3 times per month	32.5	32.1	33.0	32.9	37.2	34.6	31.2	31.1	34.8	33.9	28.2	33.1	28.1	39.5	34.3	22.4
4. 1-3 times per week	14.5	15.3	13.5	15.1	11.0	16.0	16.7	11.6	15.7	15.5	11.2	13.5	16.9	15.8	13.5	17.8
5. Daily or almost daily	6.9	6.3	7.4	6.3	9.5	7.5	5.9	8.2	5.2	6.9	7.0	6.4	7.1	5.7	9.4	2.6
6. More than once a day	2.0	1.6	2.4	1.0	7.0	1.3	1.3	2.9	2.0	1.8	3.0	1.7	3.2	1.5	0.3	13.0
<i>Item 30890 Subject A10b</i>	<i>N 1904</i>	<i>895</i>	<i>925</i>	<i>1357</i>	<i>200</i>	<i>288</i>	<i>505</i>	<i>709</i>	<i>402</i>	<i>1447</i>	<i>402</i>	<i>929</i>	<i>419</i>	<i>190</i>	<i>314</i>	<i>31</i>

QUESTIONNAIRE FORM 5 1999	TOTAL	SEX		RACE		REGION				COLLEGE PLANS?		ILLICIT DRUG USE: LIFETIME				
		M	F	White	Black	NE	NC	S	W	Yes	No	None	Mari- juana Only	Few Pills	More Pills	Any Her- oin
<i>N (Weighted No. of Cases):</i>	2348	1078	1148	1625	272	433	616	847	453	1784	468	1009	578	269	381	60
<i>% of Weighted Total:</i>	100.0	45.9	48.9	69.2	11.6	18.4	26.2	36.0	19.3	75.9	19.9	43.0	24.6	11.5	16.2	2.6
A01: Taking all things together, how would you say things are these days—would you say you're very happy, pretty happy, or not too happy these days?																
3. Very happy	23.2	24.4	21.7	25.7	14.0	22.7	24.8	22.2	23.7	24.4	19.4	25.5	23.5	17.5	20.8	20.3
2. Pretty happy	64.0	64.0	64.7	63.9	69.6	61.5	67.1	64.0	62.2	63.7	67.3	62.9	63.9	70.1	65.3	57.5
1. Not too happy	12.8	11.6	13.6	10.4	16.4	15.8	8.1	13.9	14.1	12.0	13.2	11.6	12.6	12.4	13.9	22.2
<i>Item 1190 Subject P01, Q01</i>	<i>N</i> 2342	1078	1145	1625	271	432	614	844	452	1781	468	1009	575	268	381	60
A02: Some people think a lot about the social problems of the nation and the world, and about how they might be solved. Others spend little time thinking about these issues. How much do you think about such things?																
1. Never	3.6	4.7	2.0	3.2	4.8	2.8	2.5	3.9	5.4	2.4	7.9	3.3	2.0	2.5	6.1	5.0
2. Seldom	20.3	22.7	18.7	22.3	20.0	16.1	24.9	20.3	18.1	18.9	25.9	18.6	22.4	20.3	20.6	24.9
3. Sometimes	51.8	47.3	55.7	51.7	50.7	59.6	49.8	50.6	49.4	53.3	47.4	52.8	53.7	52.1	50.3	29.3
4. Quite often	19.1	19.8	18.7	18.3	18.0	17.4	16.7	19.4	23.1	20.0	14.1	20.2	18.0	20.2	16.2	33.2
5. A great deal	5.2	5.5	5.0	4.6	6.4	4.1	6.1	5.7	3.9	5.3	4.6	5.1	3.9	4.9	6.8	7.6
<i>Item 6880 Subject J, Q08</i>	<i>N</i> 2340	1076	1145	1625	269	432	614	842	452	1779	468	1008	575	268	381	60
A03: Of all the problems facing the nation today, how often do you worry about each of the following?																
A03A: Chance of nuclear war																
1. Never	31.0	28.2	33.8	30.0	37.4	33.4	31.1	29.6	31.4	29.7	37.2	30.2	31.2	27.0	34.0	27.9
2. Seldom	36.8	39.0	34.6	39.9	30.5	36.7	40.1	37.6	31.0	38.3	32.9	38.9	36.7	35.8	34.7	32.5
3. Sometimes	25.0	24.8	24.9	23.9	23.0	22.8	23.0	25.2	29.7	25.3	21.8	24.0	24.4	29.3	25.6	23.5
4. Often	7.1	8.0	6.7	6.1	9.1	7.1	5.8	7.6	8.0	6.7	8.0	6.9	7.7	7.8	5.7	16.0
<i>Item 11660 Subject J</i>	<i>N</i> 2337	1076	1141	1622	271	433	615	842	448	1779	467	1003	577	269	381	60
A03B: Population growth																
1. Never	34.7	34.2	34.3	35.5	30.7	41.2	34.7	34.6	28.6	34.1	37.6	31.6	34.4	33.6	41.7	35.3
2. Seldom	33.6	34.4	33.9	35.2	29.7	31.9	36.9	32.9	32.2	34.2	32.7	35.5	34.2	28.8	33.3	32.3
3. Sometimes	22.6	21.6	23.7	20.2	28.3	21.9	20.0	22.9	26.0	23.0	20.0	24.5	20.4	24.4	18.8	27.2
4. Often	9.1	9.7	8.0	9.0	11.2	4.9	8.4	9.5	13.2	8.6	9.7	8.4	11.0	13.2	6.2	5.3
<i>Item 11670 Subject E01, J</i>	<i>N</i> 2342	1078	1144	1624	271	433	614	844	452	1783	467	1007	577	269	381	60
A03C: Crime and violence																
1. Never	2.8	4.2	1.5	2.5	2.8	3.3	2.7	2.3	3.7	1.9	5.8	3.6	1.5	1.4	2.3	6.4
2. Seldom	15.4	21.4	9.0	16.6	12.4	11.3	17.3	16.6	14.4	13.6	22.0	12.1	15.8	14.4	22.0	29.4
3. Sometimes	41.7	44.7	39.8	46.2	25.5	47.5	45.9	36.7	39.7	43.1	39.1	41.3	45.7	37.0	42.1	35.9
4. Often	40.1	29.7	49.7	34.6	59.3	37.9	34.1	44.4	42.3	41.4	33.2	43.0	37.1	47.3	33.5	28.3
<i>Item 11680 Subject J</i>	<i>N</i> 2343	1078	1146	1625	271	433	615	844	452	1784	467	1009	577	269	381	60
A03D: Pollution																
1. Never	13.6	15.5	11.6	12.3	19.4	11.2	12.1	16.4	12.6	11.8	19.0	12.1	14.3	13.4	14.5	15.6
2. Seldom	36.7	39.0	34.5	38.2	36.4	36.0	39.4	37.9	31.4	36.3	39.3	36.4	35.5	33.3	41.0	41.4
3. Sometimes	32.9	31.1	34.6	32.3	31.9	37.0	32.0	30.4	34.7	34.1	29.1	34.2	33.6	35.7	28.3	18.6
4. Often	16.9	14.4	19.3	17.3	12.4	15.8	16.5	15.3	21.3	17.7	12.6	17.3	16.6	17.7	16.1	24.4
<i>Item 11690 Subject F04, J</i>	<i>N</i> 2337	1075	1142	1621	271	433	612	844	448	1777	466	1005	574	269	380	60
A03E: Energy shortages																
1. Never	43.8	43.6	44.4	46.1	38.6	47.5	43.3	42.6	43.1	44.2	45.7	43.9	42.6	37.9	49.8	41.2
2. Seldom	35.4	34.7	36.4	35.2	32.6	34.0	35.9	35.7	35.4	36.5	30.0	34.0	38.4	42.8	29.5	35.9
3. Sometimes	16.1	16.9	14.8	15.1	20.3	14.4	15.9	16.5	17.2	15.3	17.7	17.2	14.0	15.8	16.4	13.5
4. Often	4.7	4.8	4.4	3.7	8.5	4.1	4.8	5.2	4.3	4.0	6.5	4.8	5.0	3.5	4.3	9.5
<i>Item 11700 Subject F05, J</i>	<i>N</i> 2338	1077	1142	1623	270	433	614	842	450	1781	466	1006	576	268	380	60
A03F: Race relations																
1. Never	18.2	20.7	15.8	18.4	19.7	17.6	15.6	20.7	17.5	16.6	24.6	17.2	18.2	16.6	17.9	32.6
2. Seldom	26.2	25.4	26.9	29.2	17.0	25.8	27.1	24.5	28.5	26.6	25.3	28.3	24.8	26.4	22.8	20.1
3. Sometimes	33.6	33.1	34.2	34.3	26.8	35.7	36.5	30.6	33.4	35.0	28.9	33.4	34.5	28.7	37.3	35.6
4. Often	22.0	20.8	23.1	18.2	36.5	20.9	20.9	24.2	20.6	21.8	21.2	21.0	22.5	28.3	21.9	11.7
<i>Item 11710 Subject J, N02</i>	<i>N</i> 2342	1078	1145	1625	269	433	615	842	452	1782	468	1007	577	269	381	60

QUESTIONNAIRE FORM 5 1999	TOTAL	SEX		RACE		REGION				COLLEGE PLANS?		ILLICIT DRUG USE: LIFETIME				
		M	F	White	Black	NE	NC	S	W	Yes	No	None	Mari- juana Only	Few Pills	More Pills	Any Her- oin
<i>N (Weighted No. of Cases):</i>	2348	1078	1148	1625	272	433	616	847	453	1784	468	1009	578	269	381	60
<i>% of Weighted Total:</i>	100.0	45.9	48.9	69.2	11.6	18.4	26.2	36.0	19.3	75.9	19.9	43.0	24.6	11.5	16.2	2.6
A03G: Hunger and poverty																
1. Never	12.4	18.5	6.3	13.2	11.3	8.6	12.4	14.5	12.1	10.1	20.5	10.9	12.5	11.0	14.8	16.1
2. Seldom	33.2	40.4	27.2	36.7	27.9	28.9	37.7	34.3	28.9	33.2	34.6	31.5	36.7	30.8	34.5	33.5
3. Sometimes	36.7	30.7	42.5	36.7	37.3	42.8	34.4	33.8	39.5	37.8	32.7	38.0	33.8	39.2	36.8	32.5
4. Often	17.8	10.4	23.9	13.5	23.5	19.7	15.5	17.5	19.5	18.9	12.2	19.6	17.0	18.9	13.9	17.8
<i>Item 11720 Subject F03, J</i>	<i>N</i> 2339	1076	1143	1622	269	432	615	841	450	1779	466	1006	577	267	380	60
A03H: Using open land for housing or industry																
1. Never	41.9	38.3	45.8	40.4	44.1	45.1	39.2	46.6	33.6	42.6	39.4	39.4	43.3	41.6	46.5	30.6
2. Seldom	30.7	33.2	28.3	32.0	26.6	32.8	29.9	27.0	36.6	32.2	25.6	31.8	31.1	31.4	26.0	34.2
3. Sometimes	17.3	16.9	16.9	16.7	20.2	14.1	19.2	17.2	17.9	16.1	21.0	17.2	16.2	17.1	20.8	13.3
4. Often	10.2	11.6	9.0	10.9	9.2	8.0	11.8	9.2	11.9	9.1	14.0	11.6	9.4	9.8	6.7	21.9
<i>Item 11730 Subject F05, J</i>	<i>N</i> 2343	1078	1145	1625	271	433	615	844	452	1784	467	1009	577	269	381	60
A03I: Urban decay																
1. Never	51.3	47.5	54.9	51.1	57.5	51.3	48.2	54.7	49.0	51.0	54.3	50.9	52.1	53.4	51.8	40.5
2. Seldom	31.6	33.4	30.1	33.3	24.7	33.4	33.5	29.5	31.0	32.2	28.2	33.3	30.4	29.3	30.2	40.4
3. Sometimes	12.5	12.5	12.2	11.9	11.5	11.6	14.4	10.3	15.0	12.5	11.8	11.4	11.8	13.3	13.7	12.5
4. Often	4.7	6.6	2.8	3.7	6.3	3.8	3.9	5.6	5.0	4.3	5.7	4.4	5.7	3.9	4.3	6.7
<i>Item 11740 Subject J</i>	<i>N</i> 2322	1069	1134	1610	271	430	606	840	446	1767	463	999	570	266	379	60
A03J: Economic problems																
1. Never	19.6	18.5	20.3	19.6	22.7	20.4	19.9	18.7	20.4	18.3	26.0	18.3	21.2	17.5	21.3	19.6
2. Seldom	35.5	35.3	35.9	38.1	31.0	30.3	39.2	35.0	36.4	35.6	35.6	34.2	33.2	37.3	42.8	31.7
3. Sometimes	33.8	35.8	33.3	33.5	33.1	36.7	29.8	35.4	33.4	34.9	30.3	34.8	36.8	31.5	30.0	33.8
4. Often	11.0	10.4	10.6	8.8	13.2	12.6	11.1	10.8	9.8	11.3	8.1	12.7	8.8	13.8	6.0	14.9
<i>Item 11750 Subject J</i>	<i>N</i> 2341	1078	1144	1624	270	433	613	843	452	1783	465	1008	577	268	380	60
A03K: Drug abuse																
1. Never	11.9	17.5	6.4	11.7	13.4	9.6	12.3	13.3	11.3	9.9	19.3	11.6	11.0	9.1	14.1	22.9
2. Seldom	25.4	29.5	21.5	27.0	24.0	24.0	28.6	24.2	24.5	25.2	27.9	23.9	26.5	23.8	27.6	29.9
3. Sometimes	34.3	32.1	37.3	35.8	28.0	35.9	31.2	34.6	36.5	35.5	29.2	34.2	38.6	34.9	30.2	21.8
4. Often	28.4	20.9	34.8	25.5	34.5	30.5	28.0	28.0	27.6	29.3	23.6	30.4	23.9	32.2	28.2	25.4
<i>Item 11760 Subject J</i>	<i>N</i> 2338	1078	1142	1623	271	432	615	843	449	1783	464	1004	577	268	381	60
A04: How well do you think your experiences and training (at home, school, work, etc.) have prepared you to be a good . . .																
A04A: . . . husband or wife?																
1. Poorly	3.6	3.5	3.1	3.1	3.3	3.9	4.1	2.1	5.1	3.0	4.8	2.3	4.3	4.0	4.2	6.6
2. Not so well	5.0	4.6	5.4	4.5	3.6	6.1	5.0	4.3	5.3	4.8	5.1	3.1	5.0	5.9	9.8	3.4
3. Fairly well	17.2	18.8	16.3	17.9	16.9	19.6	19.6	15.1	15.9	17.1	19.2	15.5	17.8	14.6	23.9	16.0
4. Well	38.6	38.4	38.3	39.3	36.7	38.7	40.5	37.1	38.8	37.9	40.5	40.3	33.8	41.4	36.9	49.6
5. Very well	35.6	34.8	37.0	35.1	39.5	31.7	30.8	41.5	34.9	37.2	30.4	38.8	39.0	34.1	25.2	24.4
<i>Item 11770 Subject D01</i>	<i>N</i> 2293	1054	1122	1599	263	419	604	824	447	1752	453	991	567	260	372	58
A04B: . . . parent?																
1. Poorly	2.8	2.9	2.3	2.8	1.6	3.3	3.6	2.1	2.7	2.7	2.8	2.5	3.0	2.9	1.9	6.3
2. Not so well	5.8	7.0	4.8	6.2	3.1	5.9	5.7	5.7	5.9	5.4	7.6	3.9	5.9	7.8	9.2	6.8
3. Fairly well	16.4	18.1	14.9	16.7	17.1	15.8	18.9	14.5	17.0	16.3	16.4	15.9	16.4	12.8	20.1	14.6
4. Well	35.0	37.4	32.6	36.6	27.5	33.9	34.3	34.9	37.3	34.4	39.1	34.6	34.5	33.6	38.9	30.6
5. Very well	40.0	34.6	45.4	37.7	50.7	41.2	37.4	42.8	37.1	41.1	34.1	43.1	40.2	42.8	30.0	41.7
<i>Item 11780 Subject D02</i>	<i>N</i> 2312	1062	1132	1610	265	424	609	831	449	1766	456	996	571	264	377	59
A04C: . . . worker on a job?																
1. Poorly	1.3	1.3	1.0	1.1	1.2	0.9	1.7	0.8	1.8	0.8	1.9	1.0	1.0	2.0	0.7	5.5
2. Not so well	1.7	2.3	0.6	1.4	1.9	1.9	1.2	1.7	2.0	1.4	2.7	1.4	1.0	0.9	4.0	3.4
3. Fairly well	11.9	11.1	13.0	11.3	14.3	13.6	12.6	10.6	11.9	11.6	13.5	10.2	10.1	14.7	16.8	12.7
4. Well	36.5	37.6	36.6	38.6	26.0	34.8	41.1	33.1	38.4	37.8	32.8	32.8	41.1	37.0	38.7	50.4
5. Very well	48.6	47.7	48.8	47.6	56.5	48.8	43.5	53.7	45.8	48.4	49.1	54.6	46.9	45.3	39.8	28.0
<i>Item 11790 Subject C01</i>	<i>N</i> 2331	1071	1143	1619	269	431	614	838	448	1774	465	1004	573	269	378	59

QUESTIONNAIRE FORM 5 1999	TOTAL	SEX		RACE		REGION				COLLEGE PLANS?		ILLICIT DRUG USE: LIFETIME					
		M	F	White	Black	NE	NC	S	W	Yes	No	None	Mari- juana Only	Few Pills	More Pills	Any Her- oin	
<i>N (Weighted No. of Cases):</i>	2348	1078	1148	1625	272	433	616	847	453	1784	468	1009	578	269	381	60	
<i>% of Weighted Total:</i>	100.0	45.9	48.9	69.2	11.6	18.4	26.2	36.0	19.3	75.9	19.9	43.0	24.6	11.5	16.2	2.6	
A05: Apart from the particular kind of work you want to do, how would you rate each of the following settings as a place to work?																	
A05A: Working in a large corporation																	
1. Not at all acceptable	4.9	5.2	4.3	5.1	2.8	6.1	6.4	3.9	3.7	4.2	6.6	4.6	2.9	5.0	6.3	12.7	
2. Somewhat acceptable	19.4	19.6	19.2	21.1	14.3	18.4	21.7	17.5	20.7	17.9	25.6	21.3	15.7	19.8	20.5	20.0	
3. Acceptable	50.9	51.7	50.3	51.0	51.3	50.2	49.6	51.3	52.6	51.0	49.6	52.6	51.8	48.4	48.3	48.6	
4. Desirable	24.8	23.5	26.2	22.9	31.6	25.3	22.3	27.4	23.0	26.9	18.2	21.5	29.6	26.7	24.9	18.7	
<i>Item 11800 Subject C05</i>	<i>N</i>	<i>2342</i>	<i>1077</i>	<i>1145</i>	<i>1623</i>	<i>272</i>	<i>431</i>	<i>614</i>	<i>844</i>	<i>453</i>	<i>1781</i>	<i>468</i>	<i>1008</i>	<i>578</i>	<i>269</i>	<i>379</i>	<i>60</i>
A05B: Working in a small business																	
1. Not at all acceptable	4.4	3.7	4.1	3.2	6.1	5.1	3.8	4.6	3.9	3.6	5.4	4.7	2.5	3.7	4.9	10.3	
2. Somewhat acceptable	21.1	21.2	21.0	18.9	27.7	23.5	17.5	22.3	21.6	21.1	21.8	20.6	22.1	19.5	21.6	30.7	
3. Acceptable	58.2	57.1	59.5	59.4	56.7	57.3	62.8	55.9	56.9	59.0	54.9	59.5	57.5	60.9	54.4	49.1	
4. Desirable	16.4	18.0	15.3	18.6	9.6	14.1	15.9	17.2	17.6	16.4	17.9	15.1	17.9	15.9	19.1	9.9	
<i>Item 11810 Subject C05</i>	<i>N</i>	<i>2342</i>	<i>1077</i>	<i>1145</i>	<i>1622</i>	<i>272</i>	<i>431</i>	<i>614</i>	<i>844</i>	<i>453</i>	<i>1782</i>	<i>468</i>	<i>1008</i>	<i>578</i>	<i>269</i>	<i>379</i>	<i>60</i>
A05C: Working in a government agency																	
1. Not at all acceptable	17.9	14.5	20.6	19.1	12.5	17.5	18.9	18.7	15.4	15.9	26.2	17.3	15.2	19.8	21.9	19.7	
2. Somewhat acceptable	28.1	27.6	29.1	29.9	21.4	22.1	30.2	27.1	33.0	28.6	26.8	29.3	26.8	24.2	32.6	15.9	
3. Acceptable	35.8	38.0	33.9	36.0	40.1	41.9	34.9	35.4	32.0	37.3	30.3	36.6	40.7	34.2	28.1	40.7	
4. Desirable	18.1	19.8	16.3	15.1	26.0	18.5	15.9	18.7	19.6	18.2	16.6	16.8	17.3	21.8	17.4	23.7	
<i>Item 11820 Subject C05, H05</i>	<i>N</i>	<i>2336</i>	<i>1077</i>	<i>1139</i>	<i>1616</i>	<i>272</i>	<i>431</i>	<i>613</i>	<i>840</i>	<i>451</i>	<i>1779</i>	<i>465</i>	<i>1007</i>	<i>577</i>	<i>269</i>	<i>376</i>	<i>60</i>
A05D: Working in the military service																	
1. Not at all acceptable	47.0	42.6	50.1	46.8	47.3	42.4	48.3	48.2	47.5	48.3	42.3	45.6	44.4	51.3	52.4	40.1	
2. Somewhat acceptable	28.3	29.4	29.2	28.8	25.9	34.1	27.4	25.1	30.1	28.3	28.8	29.7	29.0	27.8	23.6	41.1	
3. Acceptable	16.6	16.5	16.1	16.1	18.6	15.3	15.9	18.6	15.2	16.1	17.2	17.0	16.7	12.8	17.8	12.7	
4. Desirable	8.0	11.5	4.6	8.3	8.2	8.2	8.4	8.2	7.3	7.2	11.8	7.7	9.9	8.0	6.2	6.2	
<i>Item 11830 Subject C05, L04</i>	<i>N</i>	<i>2338</i>	<i>1076</i>	<i>1142</i>	<i>1622</i>	<i>270</i>	<i>431</i>	<i>614</i>	<i>841</i>	<i>452</i>	<i>1781</i>	<i>466</i>	<i>1006</i>	<i>577</i>	<i>269</i>	<i>379</i>	<i>60</i>
A05E: Working in a school or university																	
1. Not at all acceptable	17.7	23.5	11.8	18.1	17.2	13.3	14.2	23.4	15.7	14.8	27.4	15.8	17.7	13.4	22.3	34.4	
2. Somewhat acceptable	30.0	32.7	27.4	30.3	27.4	30.1	32.5	29.3	28.0	30.1	30.2	27.4	34.1	30.7	29.7	28.2	
3. Acceptable	35.4	31.3	39.2	34.5	38.8	36.0	35.6	33.4	38.3	35.8	33.6	37.8	33.3	36.7	33.9	25.3	
4. Desirable	16.9	12.5	21.6	17.1	16.6	20.6	17.7	13.9	18.0	19.3	8.9	19.1	14.9	19.2	14.0	12.1	
<i>Item 11840 Subject B10, C05</i>	<i>N</i>	<i>2336</i>	<i>1075</i>	<i>1141</i>	<i>1620</i>	<i>269</i>	<i>431</i>	<i>614</i>	<i>838</i>	<i>452</i>	<i>1777</i>	<i>466</i>	<i>1006</i>	<i>576</i>	<i>269</i>	<i>377</i>	<i>60</i>
A05F: Working in a police department or police agency																	
1. Not at all acceptable	30.8	29.9	30.9	31.0	38.5	25.5	32.3	34.8	26.6	31.3	27.6	29.0	30.3	29.0	34.6	49.5	
2. Somewhat acceptable	30.0	28.0	32.1	29.9	28.3	31.7	32.4	27.7	29.6	30.7	27.1	31.3	30.9	29.4	26.6	25.5	
3. Acceptable	28.4	29.0	28.6	29.4	24.5	31.4	26.7	27.9	28.7	28.7	28.4	29.9	27.9	28.8	27.2	19.0	
4. Desirable	10.8	13.1	8.4	9.7	8.7	11.4	8.6	9.7	15.1	9.3	16.9	9.8	10.9	12.8	11.5	6.0	
<i>Item 11850 Subject C05</i>	<i>N</i>	<i>2335</i>	<i>1074</i>	<i>1142</i>	<i>1620</i>	<i>270</i>	<i>431</i>	<i>614</i>	<i>838</i>	<i>453</i>	<i>1778</i>	<i>468</i>	<i>1006</i>	<i>576</i>	<i>269</i>	<i>379</i>	<i>60</i>
A05G: Working in a social service organization																	
1. Not at all acceptable	23.3	34.2	12.4	24.8	18.3	19.1	24.4	26.4	19.9	21.0	31.4	21.7	24.8	19.3	26.6	28.9	
2. Somewhat acceptable	33.4	39.9	28.1	33.3	31.6	32.9	33.1	33.1	34.8	34.0	32.5	37.0	32.3	29.6	28.5	37.7	
3. Acceptable	31.3	22.5	39.2	31.2	35.1	35.9	30.7	30.3	29.7	31.8	27.5	29.7	31.5	34.7	32.7	27.0	
4. Desirable	12.0	3.4	20.3	10.7	15.0	12.2	11.9	10.2	15.6	13.2	8.7	11.6	11.4	16.4	12.2	6.3	
<i>Item 11860 Subject C05, O01</i>	<i>N</i>	<i>2333</i>	<i>1073</i>	<i>1140</i>	<i>1616</i>	<i>271</i>	<i>430</i>	<i>611</i>	<i>840</i>	<i>452</i>	<i>1773</i>	<i>468</i>	<i>1004</i>	<i>577</i>	<i>269</i>	<i>375</i>	<i>60</i>
A05H: Working with a small group of partners																	
1. Not at all acceptable	7.7	7.3	6.7	6.6	10.5	4.8	6.6	9.6	8.5	6.4	11.2	7.8	6.7	2.8	9.7	15.6	
2. Somewhat acceptable	27.7	29.1	27.0	27.2	34.1	31.2	26.8	25.8	29.2	26.9	32.4	30.4	23.7	25.8	28.6	28.9	
3. Acceptable	47.3	46.8	48.2	47.1	45.3	48.7	46.9	48.4	44.6	49.1	40.5	46.1	49.9	53.3	45.3	37.1	
4. Desirable	17.2	16.7	18.1	19.2	10.1	15.3	19.7	16.2	17.7	17.5	16.0	15.7	19.7	18.2	16.5	18.5	
<i>Item 11870 Subject C05</i>	<i>N</i>	<i>2339</i>	<i>1075</i>	<i>1144</i>	<i>1621</i>	<i>272</i>	<i>431</i>	<i>614</i>	<i>842</i>	<i>452</i>	<i>1781</i>	<i>466</i>	<i>1007</i>	<i>578</i>	<i>269</i>	<i>378</i>	<i>60</i>

DESCRIPTIVE RESULTS: 1999

189

QUESTIONNAIRE FORM 5 1999	TOTAL	SEX		RACE		REGION				COLLEGE PLANS?		ILLICIT DRUG USE: LIFETIME				
		M	F	White	Black	NE	NC	S	W	Yes	No	None	Mari- juana Only	Few Pills	More Pills	Any Her- oin
<i>N (Weighted No. of Cases):</i>	2348	1078	1148	1625	272	433	616	847	453	1784	468	1009	578	269	381	60
<i>% of Weighted Total:</i>	100.0	45.9	48.9	69.2	11.6	18.4	26.2	36.0	19.3	75.9	19.9	43.0	24.6	11.5	16.2	2.6
A05I: Working on your own (self-employed)																
1. Not at all acceptable	8.7	8.4	8.7	8.7	4.9	9.9	8.5	7.8	9.6	7.8	11.5	9.4	9.0	10.8	4.0	9.5
2. Somewhat acceptable	18.0	16.1	19.9	17.4	21.8	17.8	19.6	17.0	18.0	19.0	13.9	19.0	18.3	15.2	17.0	18.6
3. Acceptable	35.7	37.2	35.6	38.5	24.1	36.9	35.6	34.1	37.6	37.9	30.5	37.6	35.5	34.9	35.0	29.0
4. Desirable	37.6	38.3	35.8	35.5	49.3	35.5	36.4	41.1	34.8	35.3	44.1	34.0	37.1	39.1	44.1	42.9
<i>Item 11880 Subject C05</i>	<i>N</i> 2341	1077	1144	1622	272	431	614	844	453	1782	468	1008	578	269	379	60
A06: If you were to get enough money to live as comfortably as you'd like for the rest of your life, would you want to work?																
1. I would want to work	76.6	72.7	81.1	75.6	76.8	76.7	75.1	76.7	78.3	77.5	73.4	79.7	75.5	77.6	70.6	69.6
2. I would not want to work	23.4	27.3	18.9	24.4	23.2	23.3	24.9	23.3	21.7	22.5	26.6	20.3	24.5	22.4	29.4	30.4
<i>Item 8100 Subject C06</i>	<i>N</i> 2309	1053	1137	1599	267	428	609	837	435	1757	458	999	571	261	377	57
A07: The next questions are about race relations. How much have you gotten to know people of other races . . .																
A07A: In school?																
1. Not at all	8.4	10.1	6.5	10.6	3.9	11.7	13.8	5.7	3.0	7.2	13.3	8.9	7.9	3.8	10.1	8.9
2. A little	20.9	19.5	22.7	23.7	17.2	26.9	28.3	16.6	13.0	20.0	23.9	19.0	21.3	20.7	26.2	20.4
3. Some	27.0	28.6	25.4	29.5	16.1	23.7	28.2	24.5	33.1	28.0	23.7	27.5	23.6	32.0	26.6	29.0
4. A lot	41.8	39.6	43.6	34.1	60.0	35.4	26.7	51.4	50.4	42.7	38.2	42.3	44.9	42.4	35.9	39.4
8. Does not apply to me	1.9	2.2	1.8	2.1	2.8	2.4	3.0	1.7	0.5	2.1	0.9	2.3	2.4	1.0	1.1	2.3
<i>Item 11890 Subject B03, N03</i>	<i>N</i> 2335	1074	1144	1619	271	430	613	839	453	1779	467	1006	577	269	378	60
A07B: In your neighborhood?																
1. Not at all	32.9	32.3	33.6	38.1	23.9	29.8	39.1	35.4	22.9	31.9	37.4	31.0	33.5	33.1	36.0	36.2
2. A little	24.6	24.2	24.6	25.0	18.7	27.2	23.4	20.6	31.4	25.2	22.7	24.8	23.7	26.4	24.3	27.6
3. Some	17.4	17.2	17.9	15.0	21.7	18.6	14.2	16.0	23.1	17.1	18.1	18.6	16.1	19.7	15.3	10.5
4. A lot	15.5	15.6	14.8	10.4	27.7	16.6	9.6	18.5	16.6	15.9	13.0	15.7	17.5	12.7	13.2	19.8
8. Does not apply to me	9.6	10.7	9.1	11.6	8.0	7.8	13.7	9.5	6.0	10.0	8.7	9.8	9.2	8.2	11.2	5.9
<i>Item 11900 Subject N03</i>	<i>N</i> 2338	1077	1144	1621	271	431	613	841	452	1781	467	1007	578	268	378	60
A07C: In church?																
1. Not at all	31.9	32.7	29.6	35.0	24.3	32.5	38.8	32.0	21.9	29.1	41.7	28.1	31.1	35.6	38.9	34.4
2. A little	21.6	20.6	22.6	20.6	26.0	19.0	19.2	25.0	21.2	22.4	18.1	23.6	22.8	17.9	19.7	12.2
3. Some	13.9	15.1	13.2	12.7	16.7	11.5	12.9	14.3	17.0	14.1	13.5	17.5	12.3	12.9	8.7	9.3
4. A lot	10.8	10.0	11.7	8.0	17.4	10.5	5.7	12.5	14.9	11.3	8.8	12.8	10.0	8.9	7.4	14.8
8. Does not apply to me	21.7	21.6	22.8	23.7	15.6	26.6	23.4	16.2	25.0	23.1	17.8	18.0	23.8	24.7	25.3	29.3
<i>Item 11910 Subject G, N03</i>	<i>N</i> 2328	1074	1138	1620	267	429	613	837	449	1777	461	1003	577	267	376	60
A07D: On sports teams?																
1. Not at all	16.2	13.7	17.1	17.8	12.4	21.1	22.4	12.0	10.9	13.4	24.6	15.9	12.7	15.0	20.4	17.9
2. A little	16.2	15.3	16.7	17.5	12.7	17.6	20.1	14.2	13.4	16.0	17.4	15.3	19.1	10.9	17.6	26.3
3. Some	21.5	24.1	19.6	22.6	14.5	19.4	23.5	19.5	24.6	22.0	19.4	22.7	20.3	24.8	19.1	15.4
4. A lot	26.9	31.9	22.3	23.5	39.9	20.1	15.9	37.1	29.0	28.5	21.5	24.8	31.2	28.5	24.6	29.5
8. Does not apply to me	19.2	15.0	24.4	18.6	20.6	21.8	18.0	17.2	22.1	20.0	17.1	21.4	16.8	20.8	18.4	10.8
<i>Item 11920 Subject N03</i>	<i>N</i> 2339	1077	1144	1623	270	431	615	841	453	1780	468	1007	578	269	378	60
A07E: In clubs?																
1. Not at all	22.0	24.2	18.7	24.1	17.4	24.2	26.5	20.4	16.5	19.1	32.8	20.5	19.2	21.0	27.9	25.9
2. A little	19.1	20.2	18.1	20.7	16.2	20.0	22.1	18.1	15.8	19.9	15.4	19.6	21.4	13.1	20.2	11.7
3. Some	20.7	18.9	22.6	21.1	15.4	20.1	20.6	19.6	23.6	22.5	15.2	22.0	20.3	23.6	16.1	21.8
4. A lot	20.8	18.4	23.1	16.6	30.2	21.5	13.8	25.5	20.9	21.7	16.8	21.3	19.2	26.0	16.8	32.3
8. Does not apply to me	17.5	18.2	17.4	17.5	20.8	14.2	17.0	16.4	23.2	16.8	19.8	16.6	20.0	16.3	19.0	8.3
<i>Item 11930 Subject N03</i>	<i>N</i> 2335	1075	1142	1620	269	430	614	838	453	1779	467	1004	577	268	379	60
A07F: On a job?																
1. Not at all	12.4	13.8	11.0	15.5	2.7	12.8	19.2	9.0	9.1	11.2	16.8	12.7	11.6	11.2	14.5	7.8
2. A little	14.0	14.7	13.2	15.0	11.0	15.5	18.1	12.7	9.6	14.4	13.2	13.3	14.8	16.6	13.7	11.9
3. Some	24.0	23.5	24.6	24.4	24.8	23.3	22.6	23.0	28.3	24.1	23.4	22.5	22.8	25.8	26.8	29.9
4. A lot	38.4	37.6	39.1	33.7	47.6	37.8	30.6	43.2	40.5	37.7	40.8	36.6	42.0	39.6	36.5	45.5
8. Does not apply to me	11.2	10.4	12.1	11.5	14.0	10.5	9.4	12.1	12.5	12.5	5.8	14.9	8.8	6.8	8.4	5.0
<i>Item 11940 Subject C01, N03</i>	<i>N</i> 2338	1076	1145	1621	272	430	614	842	453	1780	468	1008	577	269	379	60

QUESTIONNAIRE FORM 5 1999	TOTAL	SEX		RACE		REGION				COLLEGE PLANS?		ILLICIT DRUG USE: LIFETIME				
		M	F	White	Black	NE	NC	S	W	Yes	No	None	Mari- juana Only	Few Pills	More Pills	Any Her- oin
<i>N (Weighted No. of Cases):</i>	2348	1078	1148	1625	272	433	616	847	453	1784	468	1009	578	269	381	60
<i>% of Weighted Total:</i>	100.0	45.9	48.9	69.2	11.6	18.4	26.2	36.0	19.3	75.9	19.9	43.0	24.6	11.5	16.2	2.6
A08: Thinking about the country as a whole, would you say relations between white people and black people have been getting better, getting worse, or staying pretty much the same?																
1. Better	19.1	20.7	17.3	19.1	17.1	17.9	15.9	18.6	25.5	20.0	14.6	20.8	18.5	14.2	17.6	20.3
2. A little better	47.8	45.5	49.6	46.9	52.0	47.7	50.7	44.3	50.4	48.9	44.1	47.5	44.4	52.6	49.8	59.7
3. Same	22.5	23.2	22.1	23.5	17.2	23.4	24.9	22.8	17.9	21.9	25.5	20.3	25.5	22.1	23.7	17.6
4. A little worse	7.5	6.2	8.9	7.3	10.7	8.3	6.9	9.8	3.3	6.6	11.2	8.2	8.8	8.0	4.9	0.5
5. Worse	3.1	4.4	2.1	3.2	2.9	2.6	1.7	4.5	3.0	2.6	4.6	3.2	2.7	3.0	4.0	1.9
<i>Item 11950 Subject N02</i>	<i>N</i> 2335	1074	1144	1625	271	433	614	840	449	1778	468	1004	577	269	380	59
The next questions are about driving.																
A09: Do you have a driver's license?																
1. Yes	87.3	91.7	83.5	92.3	74.2	78.6	91.5	90.9	83.3	88.0	85.2	83.9	87.3	90.5	93.0	96.2
2. No, but I soon will—GO TO Q.A13	10.9	7.7	13.8	6.8	21.9	18.6	6.9	8.1	14.2	10.2	12.8	13.9	11.2	8.1	5.5	1.9
3. No—GO TO Q.A13	1.8	0.6	2.7	1.0	3.9	2.7	1.6	1.0	2.5	1.8	2.0	2.2	1.5	1.3	1.4	1.9
<i>Item 11960 Subject F07</i>	<i>N</i> 2270	1047	1113	1607	242	420	608	811	432	1744	445	974	566	262	369	59
A10: Do you own a car?																
1. Yes	72.2	76.3	69.0	75.9	45.8	61.3	70.6	75.2	78.8	71.8	76.6	67.5	74.4	75.0	77.5	81.3
2. No, but I expect to own one in another year or two	18.7	15.5	21.3	14.9	44.1	24.5	15.8	19.9	15.3	17.6	21.2	18.9	17.9	19.3	18.2	17.8
3. No	9.1	8.2	9.7	9.2	10.1	14.2	13.6	4.9	5.9	10.6	2.3	13.6	7.7	5.7	4.3	0.9
<i>Item 11970 Subject F07</i>	<i>N†</i> 1981	959	929	1483	180	330	556	736	360	1535	379	817	493	237	343	56
A11: Are you able to use someone else's car when you want to?																
1. Yes, whenever I wish	34.7	34.1	34.9	35.9	32.8	34.3	36.4	33.8	34.5	35.0	34.6	33.7	36.1	35.8	37.8	20.8
2. Yes, most of the time	39.3	40.4	37.9	39.0	34.0	37.4	42.0	38.2	39.2	39.9	36.5	39.7	38.2	37.0	40.6	43.7
3. Sometimes	17.8	19.2	17.3	17.9	21.9	17.5	14.2	20.3	18.3	16.9	20.8	17.3	17.9	17.8	16.8	25.5
4. Rarely	5.1	4.6	5.8	5.0	7.4	3.4	6.1	4.9	5.4	5.5	3.5	5.7	5.1	6.7	2.4	6.5
5. Never	3.1	1.9	4.1	2.3	3.9	7.4	1.3	2.7	2.6	2.6	4.6	3.6	2.8	2.7	2.4	3.6
<i>Item 11980 Subject F07</i>	<i>N†</i> 1976	957	927	1478	180	327	555	734	360	1530	378	816	490	237	342	56
A12: Do you make an effort to cut down on driving, in order to save gasoline?																
1. Not at all	30.2	33.7	25.6	29.9	30.4	35.8	28.6	31.3	25.2	29.6	32.0	28.0	33.5	25.0	32.8	28.5
2. Not very much	36.4	34.9	38.4	39.0	22.5	37.6	41.1	31.3	38.7	35.9	39.1	38.2	31.3	42.8	34.8	38.1
3. Yes, to some extent	27.0	25.6	28.9	25.3	36.3	20.0	24.0	31.5	28.7	27.9	23.9	26.9	29.2	26.3	25.9	26.0
4. Yes, quite a bit	4.1	4.3	4.1	3.9	4.9	4.2	4.3	3.5	4.8	4.4	2.8	4.8	3.2	3.6	5.0	-
8. Don't know	2.3	1.6	3.0	1.9	5.9	2.4	1.9	2.4	2.5	2.2	2.2	2.1	2.8	2.2	1.6	7.4
<i>Item 11990 Subject F07</i>	<i>N†</i> 1978	958	927	1481	180	328	555	736	359	1532	378	816	491	237	343	56
A13: Do you make an effort to cut down on the amount of electricity you use, in order to save energy?																
1. Not at all	17.7	23.7	12.2	19.5	16.8	18.2	17.7	18.0	16.7	17.1	19.6	17.0	17.7	14.9	21.2	21.9
2. Not very much	32.3	33.6	31.4	33.9	26.9	30.9	33.6	32.1	32.1	33.3	30.1	30.4	33.4	32.8	34.9	30.4
3. Yes, to some extent	37.1	32.7	41.2	36.7	34.9	39.3	36.5	34.7	40.1	37.2	35.8	38.8	36.3	39.9	32.5	29.3
4. Yes, quite a bit	10.1	7.4	12.0	7.9	16.8	8.6	9.9	12.0	8.5	9.7	11.0	10.5	9.9	10.2	8.8	14.7
8. Don't know	2.8	2.5	3.2	2.0	4.6	3.0	2.2	3.3	2.7	2.7	3.5	3.2	2.8	2.3	2.6	3.7
<i>Item 12000 Subject F05</i>	<i>N</i> 2336	1076	1143	1624	272	432	615	841	448	1777	468	1005	578	269	379	59
A14: In the house or apartment where you live, is an effort made to reduce heat during the winter, in order to save energy?																
1. Not at all	15.6	18.0	13.4	14.3	24.1	15.9	15.4	15.7	15.4	14.2	20.5	14.4	16.0	15.7	16.0	21.8
2. Not very much	27.4	29.2	25.2	28.3	27.4	19.8	28.6	31.1	26.1	28.0	24.8	26.2	28.9	23.1	30.9	25.3
3. Yes, to some extent	35.9	32.8	39.3	36.7	28.9	38.8	35.6	34.1	36.9	36.8	32.6	36.7	34.3	40.2	35.3	31.1
4. Yes, quite a bit	15.3	15.0	15.9	15.4	12.4	18.9	14.4	13.9	15.9	15.9	14.4	17.4	14.7	16.5	11.2	15.9
8. Don't know	5.8	5.1	6.2	5.4	7.3	6.7	6.0	5.1	5.8	5.1	7.6	5.4	6.1	4.6	6.6	6.0
<i>Item 12010 Subject F05</i>	<i>N</i> 2335	1077	1141	1621	272	433	611	842	449	1776	468	1003	578	269	380	59

†=excludes respondents for whom question was inappropriate.

QUESTIONNAIRE FORM 5 1999	TOTAL	SEX		RACE		REGION				COLLEGE PLANS?		ILLICIT DRUG USE: LIFETIME				
		M	F	White	Black	NE	NC	S	W	Yes	No	None	Mari- juana Only	Few Pills	More Pills	Any Her- oin
<i>N (Weighted No. of Cases):</i>	2348	1078	1148	1625	272	433	616	847	453	1784	468	1009	578	269	381	60
<i>% of Weighted Total:</i>	100.0	45.9	48.9	69.2	11.6	18.4	26.2	36.0	19.3	75.9	19.9	43.0	24.6	11.5	16.2	2.6
A15: How do you feel about each of the following?																
A15A: How much do you enjoy shopping for things like clothes, tapes and discs, sporting goods, and books?																
1. Not at all	1.8	2.9	0.4	2.0	0.1	2.6	1.7	1.2	2.2	1.1	3.7	2.5	0.7	0.6	1.6	3.5
2. Not very much	9.5	14.5	5.2	10.4	6.7	7.5	8.2	10.6	11.4	8.6	12.8	11.1	8.6	7.4	9.3	8.6
3. Pretty much	32.5	42.3	24.1	35.4	21.0	28.3	36.8	32.3	31.1	31.7	36.1	32.1	32.1	28.7	35.6	40.7
4. Very much	56.2	40.3	70.3	52.1	72.2	61.7	53.3	55.9	55.3	58.5	47.4	54.4	58.5	63.3	53.5	47.2
<i>Item 12020 Subject F01</i>	<i>N</i> 2340	1075	1147	1623	272	432	613	843	451	1783	467	1009	578	268	380	59
A15B: How much do you care about having the latest fashion in your clothes, tapes and discs, leisure activities, and so on?																
1. Not at all	8.5	11.1	6.1	9.6	3.8	9.1	9.3	7.4	8.8	8.2	10.2	9.9	5.6	5.5	10.7	13.8
2. Not very much	31.4	34.6	29.3	33.0	24.4	29.9	34.2	26.3	38.3	30.1	35.4	34.5	27.8	31.4	29.7	37.9
3. Pretty much	37.8	36.2	39.2	36.9	38.9	38.5	36.3	41.8	31.8	38.5	34.8	36.8	41.3	35.2	38.5	21.1
4. Very much	22.3	18.1	25.4	20.5	32.9	22.4	20.2	24.5	21.1	23.1	19.6	18.7	25.4	27.9	21.1	27.3
<i>Item 12030 Subject F01</i>	<i>N</i> 2337	1075	1146	1624	270	433	612	840	452	1782	467	1007	578	269	379	59
A15C: How much do you care about whether your family has most of the things your friends and neighbors have?																
1. Not at all	31.2	34.1	28.3	28.7	39.9	26.2	30.3	33.1	33.7	30.2	34.5	32.2	30.7	30.5	30.2	27.7
2. Not very much	47.3	46.1	49.2	49.5	43.7	50.7	48.3	45.4	45.9	48.1	44.8	46.5	47.6	51.6	46.2	49.1
3. Pretty much	16.6	14.4	18.2	17.2	10.8	18.5	17.0	17.2	13.3	17.1	15.3	17.3	16.5	13.6	16.1	21.0
4. Very much	4.9	5.4	4.3	4.5	5.6	4.5	4.4	4.3	7.1	4.6	5.4	4.0	5.1	4.3	7.5	2.2
<i>Item 12040 Subject F01</i>	<i>N</i> 2328	1075	1139	1620	270	432	612	833	451	1774	468	1005	575	267	380	59
A16: When you are older, do you expect to own more possessions than your parents do now, or about the same, or less?																
I expect to own . . .																
1. Much less than my parents	1.6	2.5	0.7	1.6	1.2	0.7	1.9	0.7	3.9	1.3	2.6	2.0	0.6	1.8	2.0	1.6
2. Somewhat less than my parents	5.4	5.6	5.3	5.4	4.4	4.6	4.5	6.0	6.4	4.9	6.3	5.3	3.1	5.4	8.6	9.0
3. About as much as my parents	32.7	29.2	36.2	37.1	19.8	29.7	35.8	31.7	33.1	31.4	39.6	34.3	29.8	37.3	30.9	27.7
4. Somewhat more than my parents	37.6	37.1	39.4	38.6	33.2	41.6	38.6	36.9	33.5	38.2	36.5	36.3	41.0	38.3	38.6	29.3
5. Much more than my parents	22.7	25.6	18.4	17.3	41.4	23.4	19.2	24.8	23.0	24.3	15.0	22.2	25.4	17.2	19.9	32.4
<i>Item 12050 Subject F01</i>	<i>N</i> 2332	1071	1145	1622	269	430	613	837	451	1780	466	1002	576	269	379	59
A17: Compared with your parents, what is the smallest amount that you could be content or satisfied to own?																
The least I could be content to own is . . .																
1. Much less than my parents	9.3	9.0	9.9	10.0	4.8	8.8	10.6	7.2	11.8	10.2	6.0	8.6	7.0	11.8	10.6	17.8
2. Somewhat less than my parents	26.4	25.7	27.7	30.2	15.8	24.8	30.1	24.1	27.3	27.0	27.2	27.7	23.8	27.8	27.9	28.8
3. About as much as my parents	43.4	41.4	45.1	44.2	36.1	47.1	40.3	45.1	41.0	42.5	46.2	42.4	45.9	42.7	43.3	37.6
4. Somewhat more than my parents	15.6	17.5	13.2	12.3	28.6	15.4	15.5	15.9	15.6	15.1	15.5	16.2	17.0	13.3	13.7	8.2
5. Much more than my parents	5.3	6.4	4.1	3.3	14.7	3.9	3.4	7.9	4.2	5.2	5.0	5.1	6.3	4.4	4.4	7.7
<i>Item 12060 Subject F01</i>	<i>N</i> 2305	1063	1131	1613	260	425	613	824	442	1759	463	987	574	267	376	59
A18: These next questions ask your opinions about a number of different topics. How much do you agree or disagree with each statement below?																
A18A: We ought to worry about our own country and let the rest of the world take care of itself																
1. Disagree	17.6	16.8	18.0	14.5	24.8	16.8	15.4	19.7	17.4	18.2	15.5	19.4	15.8	16.2	15.5	22.5
2. Mostly disagree	25.0	24.5	25.6	26.6	18.4	29.9	26.3	20.2	27.5	26.0	20.2	25.4	24.7	29.0	23.4	20.1
3. Neither	17.2	15.3	19.3	17.1	19.7	14.0	18.8	18.3	15.9	16.7	19.0	16.3	17.1	19.0	20.1	9.6
4. Mostly agree	26.7	26.2	26.4	28.8	18.0	26.7	29.3	25.0	26.3	27.1	26.9	26.0	27.2	26.4	26.7	27.6
5. Agree	13.5	17.2	10.7	13.0	19.3	12.6	10.2	16.8	13.0	12.1	18.3	12.9	15.2	9.4	14.3	20.3
<i>Item 12070 Subject O03</i>	<i>N</i> 2338	1075	1145	1624	272	431	613	841	453	1780	467	1007	577	269	379	59

MONITORING THE FUTURE

QUESTIONNAIRE FORM 5 1999	TOTAL	SEX		RACE		REGION				COLLEGE PLANS?		ILLCIT DRUG USE: LIFETIME					
		M	F	White	Black	NE	NC	S	W	Yes	No	None	Mari- juana Only	Few Pills	More Pills	Any Her- oin	
<i>N (Weighted No. of Cases):</i>	2348	1078	1148	1625	272	433	616	847	453	1784	468	1009	578	269	381	60	
<i>% of Weighted Total:</i>	100.0	45.9	48.9	69.2	11.6	18.4	26.2	36.0	19.3	75.9	19.9	43.0	24.6	11.5	16.2	2.6	
A18B: It would be better if we all felt more like citizens of the world than of any particular country																	
1. Disagree	14.4	18.6	10.2	15.7	10.0	12.3	13.0	16.8	13.8	14.0	16.6	15.0	13.4	10.6	16.2	21.0	
2. Mostly disagree	13.8	13.8	13.6	14.8	8.5	13.4	13.4	13.8	14.9	14.7	9.6	13.7	15.0	13.9	11.7	14.6	
3. Neither	27.9	25.9	30.1	29.1	22.2	28.6	31.8	26.4	24.6	27.4	31.0	26.2	28.6	32.4	29.6	21.2	
4. Mostly agree	25.4	23.8	27.1	25.3	27.6	26.9	26.3	22.8	27.7	24.8	26.9	26.5	24.1	28.8	20.7	28.3	
5. Agree	18.5	17.8	18.9	15.2	31.6	18.8	15.5	20.3	18.9	19.0	15.9	18.6	18.8	14.3	21.8	15.0	
<i>Item 12080 Subject O03</i>	<i>N</i>	<i>2327</i>	<i>1073</i>	<i>1142</i>	<i>1620</i>	<i>270</i>	<i>430</i>	<i>614</i>	<i>834</i>	<i>449</i>	<i>1775</i>	<i>465</i>	<i>1002</i>	<i>577</i>	<i>269</i>	<i>377</i>	<i>59</i>
A18C: I find it hard to be sympathetic toward starving people in foreign lands, when there is so much trouble in our own country																	
1. Disagree	31.9	21.5	41.1	29.2	36.2	34.4	29.6	30.8	34.4	32.4	28.2	32.1	28.7	40.1	30.9	23.6	
2. Mostly disagree	23.9	20.5	27.4	25.4	17.6	24.3	28.2	19.1	26.6	25.4	18.6	24.7	24.4	24.5	22.7	15.1	
3. Neither	17.6	23.4	12.3	16.9	20.3	16.8	14.5	20.8	16.4	17.5	18.6	16.0	19.3	16.3	18.6	28.0	
4. Mostly agree	16.9	21.3	12.7	18.6	13.4	16.2	19.8	16.9	13.8	16.2	21.4	18.3	17.6	10.9	17.7	15.5	
5. Agree	9.7	13.2	6.4	9.8	12.6	8.3	7.9	12.3	8.7	8.4	13.1	8.9	10.0	8.2	10.1	17.8	
<i>Item 12090 Subject F03, O03</i>	<i>N</i>	<i>2333</i>	<i>1075</i>	<i>1144</i>	<i>1622</i>	<i>269</i>	<i>431</i>	<i>614</i>	<i>837</i>	<i>452</i>	<i>1777</i>	<i>468</i>	<i>1005</i>	<i>577</i>	<i>269</i>	<i>379</i>	<i>60</i>
A18D: Maybe some minority groups do get unfair treatment, but that's no business of mine																	
1. Disagree	39.6	30.9	48.0	33.9	52.7	42.2	37.4	38.2	42.5	42.6	28.6	42.3	37.2	39.6	35.8	38.3	
2. Mostly disagree	27.6	28.9	26.5	31.2	19.3	29.5	29.6	25.4	27.1	28.7	24.2	26.6	29.1	30.7	26.2	34.0	
3. Neither	19.3	21.8	17.3	21.5	14.3	17.3	18.2	21.2	19.0	17.9	24.7	18.1	21.6	17.4	21.4	14.2	
4. Mostly agree	6.8	8.8	4.6	6.7	5.3	4.6	8.2	7.2	6.4	5.7	10.9	6.9	6.9	5.3	6.5	6.0	
5. Agree	6.7	9.6	3.6	6.7	8.4	6.4	6.6	8.0	5.0	5.2	11.6	6.1	5.2	7.0	10.1	7.4	
<i>Item 12100 Subject N02, O03</i>	<i>N</i>	<i>2329</i>	<i>1073</i>	<i>1144</i>	<i>1621</i>	<i>268</i>	<i>430</i>	<i>613</i>	<i>835</i>	<i>451</i>	<i>1776</i>	<i>466</i>	<i>1004</i>	<i>576</i>	<i>268</i>	<i>379</i>	<i>60</i>
A18E: I get very upset when I see other people treated unfairly																	
1. Disagree	3.2	3.7	2.3	2.8	5.7	3.2	3.4	3.4	2.8	2.6	4.8	3.6	1.9	1.4	3.6	9.2	
2. Mostly disagree	4.3	6.8	2.1	4.5	4.7	2.0	5.2	4.8	4.4	3.6	7.0	3.8	4.4	2.3	6.1	7.7	
3. Neither	10.1	15.1	4.9	10.6	10.8	7.2	9.6	12.6	8.9	8.7	15.0	8.7	10.0	8.4	12.8	22.1	
4. Mostly agree	32.2	36.4	28.9	34.5	27.2	34.7	34.3	29.9	31.5	32.5	32.9	29.9	35.0	35.8	33.1	28.0	
5. Agree	50.1	38.0	61.7	47.6	51.7	52.9	47.5	49.4	52.4	52.7	40.3	54.0	48.7	52.1	44.5	33.0	
<i>Item 12110 Subject O03</i>	<i>N</i>	<i>2334</i>	<i>1072</i>	<i>1145</i>	<i>1618</i>	<i>272</i>	<i>430</i>	<i>613</i>	<i>840</i>	<i>451</i>	<i>1779</i>	<i>467</i>	<i>1007</i>	<i>575</i>	<i>269</i>	<i>378</i>	<i>60</i>
A18F: I would agree to a good plan to make a better life for the poor, even if it cost me money																	
1. Disagree	7.4	10.8	3.4	8.8	3.2	6.3	8.0	7.8	7.1	6.0	12.5	5.6	7.6	6.1	12.8	8.4	
2. Mostly disagree	8.7	9.5	8.1	10.0	4.5	5.9	10.7	8.9	8.4	8.5	10.1	8.2	7.5	9.2	10.2	16.8	
3. Neither	27.2	31.2	23.6	28.4	23.2	27.4	25.9	26.7	29.5	26.4	30.3	25.5	29.5	26.6	28.4	25.7	
4. Mostly agree	36.3	31.9	41.2	36.8	33.9	39.1	38.7	34.1	34.5	37.3	33.7	38.2	35.1	38.5	33.5	27.4	
5. Agree	20.4	16.5	23.6	16.0	35.1	21.3	16.7	22.5	20.5	21.9	13.5	22.5	20.3	19.5	15.1	21.7	
<i>Item 12120 Subject O03</i>	<i>N</i>	<i>2334</i>	<i>1071</i>	<i>1146</i>	<i>1621</i>	<i>271</i>	<i>432</i>	<i>613</i>	<i>840</i>	<i>450</i>	<i>1777</i>	<i>468</i>	<i>1007</i>	<i>576</i>	<i>267</i>	<i>379</i>	<i>60</i>
A18G: It's not really my problem if others are in trouble and need help																	
1. Disagree	38.4	30.5	45.0	36.4	40.6	41.3	32.6	39.3	41.6	39.7	33.6	42.2	34.5	35.3	36.6	35.4	
2. Mostly disagree	37.2	39.8	36.1	40.0	31.8	38.3	43.2	35.8	30.6	38.4	34.4	34.8	43.9	37.5	35.7	34.6	
3. Neither	16.0	19.0	12.8	16.0	13.9	13.3	17.1	15.6	17.6	14.3	20.2	14.6	12.7	20.4	19.3	18.3	
4. Mostly agree	6.3	7.6	4.7	6.2	7.5	5.3	5.5	6.8	7.1	5.6	8.8	6.3	6.7	4.7	6.1	8.5	
5. Agree	2.2	3.1	1.3	1.4	6.1	1.7	1.6	2.5	3.0	1.9	3.0	2.1	2.2	2.1	2.3	3.2	
<i>Item 12130 Subject O03</i>	<i>N</i>	<i>2334</i>	<i>1074</i>	<i>1142</i>	<i>1621</i>	<i>269</i>	<i>432</i>	<i>614</i>	<i>837</i>	<i>452</i>	<i>1778</i>	<i>468</i>	<i>1008</i>	<i>573</i>	<i>268</i>	<i>379</i>	<i>60</i>

QUESTIONNAIRE FORM 5 1999	TOTAL	SEX		RACE		REGION				COLLEGE PLANS?		ILLICIT DRUG USE: LIFETIME				
		M	F	White	Black	NE	NC	S	W	Yes	No	None	Mari- juana Only	Few Pills	More Pills	Any Her- oin
<i>N (Weighted No. of Cases):</i>	2348	1078	1148	1625	272	433	616	847	453	1784	468	1009	578	269	381	60
<i>% of Weighted Total:</i>	100.0	45.9	48.9	69.2	11.6	18.4	26.2	36.0	19.3	75.9	19.9	43.0	24.6	11.5	16.2	2.6
A18H: Americans could change their eating habits to provide more food for the hungry people in other parts of the world, and at the same time be healthier themselves																
1. Disagree	10.2	13.3	7.2	10.1	12.1	7.8	8.2	11.2	13.4	9.5	13.1	8.6	12.0	9.6	10.7	6.6
2. Mostly disagree	10.6	13.7	7.8	12.0	8.1	10.1	13.2	10.1	8.7	10.9	10.2	10.6	12.0	9.6	9.9	13.9
3. Neither	24.0	24.8	22.0	23.2	26.5	27.1	24.7	22.1	23.4	23.2	26.6	21.3	27.9	21.7	24.2	33.5
4. Mostly agree	29.0	27.5	31.2	29.6	23.1	28.5	30.5	27.2	30.9	29.3	28.2	29.4	28.6	30.7	30.7	22.9
5. Agree	26.2	20.7	31.7	25.1	30.1	26.6	23.4	29.3	23.6	27.1	21.9	30.0	19.5	28.4	24.4	23.1
<i>Item 12140 Subject F03, O03</i>	<i>N</i> 2333	<i>1075</i>	<i>1142</i>	<i>1622</i>	<i>268</i>	<i>430</i>	<i>614</i>	<i>837</i>	<i>452</i>	<i>1777</i>	<i>467</i>	<i>1005</i>	<i>575</i>	<i>269</i>	<i>378</i>	<i>60</i>
A18I: My family and I often buy things we really don't need; we could get along with much less (NOTE: This question was omitted in the questionnaires administered in California, beginning in 1997, due to state requirements.)																
1. Disagree	10.4	11.3	8.9	9.1	15.3	9.7	9.4	11.6	9.9	9.8	12.1	11.0	9.3	8.9	8.2	24.9
2. Mostly disagree	15.4	18.3	13.3	15.4	18.9	16.9	13.8	16.0	14.8	15.1	16.1	17.0	15.8	12.5	14.5	4.4
3. Neither	17.8	20.2	15.2	17.2	19.0	18.2	18.7	18.2	13.2	17.2	18.5	17.8	18.9	13.9	16.9	19.3
4. Mostly agree	32.9	29.2	36.6	34.3	24.2	34.0	35.0	30.5	34.5	34.2	29.9	31.7	33.6	40.6	31.6	28.2
5. Agree	23.5	21.0	26.0	23.9	22.6	21.2	23.1	23.7	27.6	23.7	23.4	22.5	22.5	24.1	28.7	23.2
<i>Item 10060 Subject F01</i>	<i>N</i> 2110	<i>970</i>	<i>1031</i>	<i>1534</i>	<i>251</i>	<i>430</i>	<i>613</i>	<i>840</i>	<i>228</i>	<i>1601</i>	<i>424</i>	<i>909</i>	<i>525</i>	<i>229</i>	<i>346</i>	<i>58</i>
A18J: Most people will have fuller and happier lives if they choose legal marriage rather than staying single, or just living with someone (NOTE: This question was omitted in the questionnaires administered in California, beginning in 1997, due to state requirements.)																
1. Disagree	21.4	15.2	27.3	19.2	26.4	29.5	18.6	20.0	19.2	22.3	18.5	19.1	22.8	23.8	24.2	22.0
2. Mostly disagree	12.6	12.8	12.6	12.6	12.1	14.4	11.8	12.1	13.0	12.4	13.0	11.6	12.9	9.4	14.4	23.9
3. Neither	32.3	32.1	32.2	33.4	32.6	32.5	36.3	29.8	30.6	31.9	33.8	29.6	33.3	38.8	34.7	33.1
4. Mostly agree	15.2	18.4	12.1	16.0	9.2	9.9	16.2	17.1	15.0	14.7	17.9	16.8	14.6	12.7	14.3	7.6
5. Agree	18.5	21.5	15.7	18.8	19.7	13.6	17.2	20.9	22.2	18.7	16.9	22.8	16.4	15.3	12.4	13.4
<i>Item 12150 Subject D03</i>	<i>N</i> 2108	<i>969</i>	<i>1029</i>	<i>1534</i>	<i>250</i>	<i>430</i>	<i>611</i>	<i>840</i>	<i>228</i>	<i>1600</i>	<i>422</i>	<i>909</i>	<i>525</i>	<i>228</i>	<i>346</i>	<i>57</i>
A18K: Parents should encourage just as much independence in their daughters as in their sons																
1. Disagree	4.2	6.4	1.4	3.8	3.6	4.9	3.3	3.6	5.8	2.7	8.9	3.5	4.1	3.3	5.6	7.0
2. Mostly disagree	5.1	8.7	1.9	4.9	3.0	4.3	4.8	5.2	6.2	4.7	6.6	4.9	6.0	3.3	5.2	5.3
3. Neither	9.2	15.1	3.5	9.1	8.8	9.4	8.5	9.5	9.6	8.1	12.9	9.6	8.2	9.5	10.2	9.1
4. Mostly agree	21.2	26.9	15.8	21.5	19.9	18.4	22.2	21.9	21.4	20.2	25.2	21.4	22.0	18.1	20.5	28.7
5. Agree	60.2	42.9	77.4	60.6	64.8	63.1	61.2	59.8	56.9	64.3	46.5	60.6	59.9	65.8	58.5	50.0
<i>Item 12160 Subject D05</i>	<i>N</i> 2329	<i>1071</i>	<i>1141</i>	<i>1620</i>	<i>266</i>	<i>430</i>	<i>612</i>	<i>840</i>	<i>447</i>	<i>1773</i>	<i>468</i>	<i>1005</i>	<i>576</i>	<i>266</i>	<i>377</i>	<i>60</i>
A18L: Being a mother and raising children is one of the most fulfilling experiences a woman can have																
1. Disagree	4.1	3.5	4.1	4.1	4.1	3.3	3.9	3.7	5.7	3.7	5.0	3.8	4.7	1.8	3.8	10.4
2. Mostly disagree	5.2	3.9	6.4	5.5	3.9	4.1	5.7	5.0	6.0	5.0	5.1	3.9	4.5	9.2	6.2	10.4
3. Neither	29.6	43.6	16.3	32.4	19.4	34.3	30.9	28.7	24.8	29.2	30.9	25.9	32.4	28.4	36.4	32.7
4. Mostly agree	26.7	24.0	29.3	26.5	24.3	24.2	28.9	25.6	28.1	27.1	26.9	28.8	24.3	25.8	25.7	26.1
5. Agree	34.4	25.0	43.9	31.5	48.2	34.0	30.6	37.0	35.4	35.0	32.1	37.7	34.0	34.9	27.9	20.3
<i>Item 12170 Subject D05</i>	<i>N</i> 2315	<i>1061</i>	<i>1141</i>	<i>1613</i>	<i>267</i>	<i>428</i>	<i>608</i>	<i>833</i>	<i>447</i>	<i>1761</i>	<i>467</i>	<i>1002</i>	<i>570</i>	<i>266</i>	<i>375</i>	<i>60</i>
A18M: Most fathers should spend more time with their children than they do now																
1. Disagree	2.2	3.0	1.0	2.4	1.5	1.2	2.1	2.6	2.7	2.0	2.6	1.3	3.2	1.8	2.8	3.4
2. Mostly disagree	2.1	1.8	2.4	2.0	0.9	3.0	2.8	0.9	2.5	2.0	2.0	1.2	2.8	4.2	2.2	2.4
3. Neither	15.3	16.4	14.4	16.1	10.6	22.0	18.4	10.0	14.7	15.0	15.4	15.5	13.3	11.6	18.4	18.4
4. Mostly agree	33.7	36.0	32.6	37.7	18.3	31.1	34.8	35.1	31.9	33.3	37.7	33.5	34.0	35.3	34.6	29.4
5. Agree	46.7	42.9	49.7	41.9	68.6	42.7	41.9	51.4	48.2	47.7	42.2	48.5	46.8	47.2	42.0	46.5
<i>Item 12180 Subject D05</i>	<i>N</i> 2323	<i>1067</i>	<i>1140</i>	<i>1613</i>	<i>269</i>	<i>427</i>	<i>613</i>	<i>836</i>	<i>447</i>	<i>1770</i>	<i>465</i>	<i>1008</i>	<i>570</i>	<i>265</i>	<i>376</i>	<i>60</i>

QUESTIONNAIRE FORM 5 1999	TOTAL	SEX		RACE		REGION				COLLEGE PLANS?		ILLICIT DRUG USE: LIFETIME				
		M	F	White	Black	NE	NC	S	W	Yes	No	None	Mari- juana Only	Few Pills	More Pills	Any Her- oin
<i>N (Weighted No. of Cases):</i>	2348	1078	1148	1625	272	433	616	847	453	1784	468	1009	578	269	381	60
<i>% of Weighted Total:</i>	100.0	45.9	48.9	69.2	11.6	18.4	26.2	36.0	19.3	75.9	19.9	43.0	24.6	11.5	16.2	2.6
A18N: The husband should make all the important decisions in the family (NOTE: This question was omitted in the questionnaires administered in California, beginning in 1997, due to state requirements.)																
1. Disagree	50.7	29.8	70.8	50.5	50.3	61.7	50.9	42.8	58.8	54.4	37.7	49.4	50.6	55.3	53.4	47.0
2. Mostly disagree	19.1	23.1	15.8	19.6	18.5	16.2	19.8	20.9	16.1	18.7	21.7	20.0	21.1	15.8	16.6	15.8
3. Neither	16.2	24.5	8.2	16.7	15.1	14.5	16.8	17.4	13.5	14.5	22.6	16.6	16.0	15.2	16.0	26.2
4. Mostly agree	7.2	11.7	3.1	7.2	8.8	4.2	7.1	9.6	4.6	7.1	8.3	7.9	6.6	7.8	7.4	1.8
5. Agree	6.7	10.9	2.1	5.9	7.3	3.3	5.4	9.3	7.0	5.3	9.8	6.1	5.6	5.9	6.7	9.3
<i>Item 12190 Subject D05</i>	<i>N 2112</i>	<i>970</i>	<i>1034</i>	<i>1537</i>	<i>251</i>	<i>430</i>	<i>613</i>	<i>841</i>	<i>228</i>	<i>1604</i>	<i>424</i>	<i>912</i>	<i>526</i>	<i>228</i>	<i>345</i>	<i>58</i>
A19: Some people think about what's going on in government very often, and others are not that interested. How much of an interest do you take in government and current events?																
1. No interest at all	8.5	10.1	6.8	8.1	10.1	9.9	10.2	7.5	6.6	6.1	17.9	7.3	7.8	9.3	12.1	5.8
2. Very little interest	21.7	16.3	26.3	21.5	21.7	24.0	22.1	19.7	22.8	21.1	23.3	21.6	20.9	25.5	21.0	18.6
3. Some interest	47.5	44.8	50.9	47.6	50.0	45.2	43.8	51.1	48.3	49.6	41.3	47.0	48.0	45.4	49.8	47.9
4. A lot of interest	14.9	18.4	11.7	14.9	11.3	13.8	15.7	13.8	16.7	15.4	12.3	15.0	17.3	15.5	10.9	12.1
5. A very great interest	7.4	10.4	4.3	7.9	7.0	7.0	8.3	7.8	5.7	7.9	5.2	9.1	5.9	4.4	6.2	15.5
<i>Item 6330 Subject H01, Q08</i>	<i>N 2315</i>	<i>1061</i>	<i>1144</i>	<i>1614</i>	<i>267</i>	<i>431</i>	<i>602</i>	<i>835</i>	<i>446</i>	<i>1767</i>	<i>464</i>	<i>998</i>	<i>574</i>	<i>264</i>	<i>377</i>	<i>59</i>
A20: If you have at least an average income in the future, how likely is it that you will contribute money to the following organizations? If you have already contributed, mark the last circle only.																
Are you likely to contribute to . . .																
A20A: The United Fund or other community charities?																
1. Definitely not	6.8	10.2	2.9	7.3	3.1	6.2	7.3	6.7	6.9	5.1	12.1	5.3	6.8	6.4	9.4	10.3
2. Probably not	14.2	17.3	12.4	14.8	12.1	13.5	14.6	14.0	14.9	13.5	18.1	12.7	14.6	15.7	15.7	21.7
3. Don't know	43.9	41.5	45.7	45.6	34.7	42.9	43.9	42.2	48.0	42.9	47.7	44.9	41.1	43.6	46.1	43.6
4. Probably will	25.1	21.9	27.9	23.4	34.8	28.4	25.0	24.8	22.5	27.4	15.9	27.4	25.0	23.5	20.6	18.6
5. Definitely will	3.6	3.1	4.2	2.5	5.9	4.8	2.9	3.9	3.0	3.9	2.4	3.4	4.8	5.2	2.0	1.1
6. Already have	6.4	6.1	6.8	6.3	9.4	4.1	6.4	8.5	4.8	7.1	3.9	6.3	7.7	5.6	6.1	4.7
<i>Item 12200 Subject O02</i>	<i>N 2311</i>	<i>1066</i>	<i>1132</i>	<i>1613</i>	<i>265</i>	<i>429</i>	<i>608</i>	<i>828</i>	<i>446</i>	<i>1764</i>	<i>464</i>	<i>995</i>	<i>574</i>	<i>266</i>	<i>375</i>	<i>59</i>
A20B: International relief organizations (CARE, UNICEF, etc.)?																
1. Definitely not	7.1	10.9	3.0	7.1	3.4	6.6	7.3	6.7	8.1	5.5	12.2	7.9	6.5	2.8	7.5	10.0
2. Probably not	17.5	22.8	13.4	19.8	12.7	16.0	19.0	18.7	14.9	17.4	19.3	15.5	18.8	18.4	21.2	18.3
3. Don't know	43.4	40.9	45.8	44.9	38.8	43.6	41.7	43.9	44.5	42.7	45.9	44.9	44.3	37.5	42.1	41.1
4. Probably will	23.8	19.2	28.0	20.6	37.6	21.7	24.3	22.9	26.5	25.2	18.7	24.4	22.3	33.0	18.8	21.3
5. Definitely will	3.3	2.2	4.3	2.7	2.0	5.1	2.5	3.3	2.8	3.6	1.7	2.8	3.7	4.3	3.6	2.4
6. Already have	4.9	4.1	5.6	4.9	5.5	7.0	5.2	4.5	3.2	5.5	2.3	4.6	4.4	4.0	6.8	6.9
<i>Item 12210 Subject O02</i>	<i>N 2316</i>	<i>1066</i>	<i>1138</i>	<i>1614</i>	<i>265</i>	<i>430</i>	<i>608</i>	<i>831</i>	<i>448</i>	<i>1770</i>	<i>465</i>	<i>1001</i>	<i>574</i>	<i>265</i>	<i>378</i>	<i>59</i>
A20C: Minority group organizations (NAACP, SCLC, etc.)?																
1. Definitely not	13.9	21.0	7.0	17.0	3.3	12.7	14.3	15.1	12.5	11.9	21.5	12.7	11.9	12.1	19.5	24.7
2. Probably not	22.6	23.8	22.2	27.7	6.5	22.2	24.1	24.8	16.7	24.1	18.2	21.3	24.1	23.9	23.0	26.1
3. Don't know	39.8	36.0	43.1	42.0	22.7	40.9	44.1	34.1	43.4	39.4	40.0	41.8	37.5	35.4	41.3	31.5
4. Probably will	16.7	13.2	19.8	11.4	35.6	17.5	13.4	16.0	21.6	17.1	15.5	17.4	17.9	19.3	11.4	13.2
5. Definitely will	5.0	4.0	6.2	1.2	23.1	5.0	2.7	7.2	4.3	5.5	3.2	4.9	5.9	8.2	2.7	1.1
6. Already have	2.0	2.0	1.6	0.7	8.9	1.7	1.5	2.8	1.5	2.0	1.6	1.8	2.5	1.1	2.1	3.5
<i>Item 12220 Subject N02, O02</i>	<i>N 2308</i>	<i>1064</i>	<i>1132</i>	<i>1609</i>	<i>263</i>	<i>429</i>	<i>606</i>	<i>825</i>	<i>448</i>	<i>1765</i>	<i>464</i>	<i>995</i>	<i>573</i>	<i>265</i>	<i>376</i>	<i>59</i>

DESCRIPTIVE RESULTS: 1999

195

QUESTIONNAIRE FORM 5 1999	TOTAL	SEX		RACE		REGION				COLLEGE PLANS?		ILLICIT DRUG USE: LIFETIME					
		M	F	White	Black	NE	NC	S	W	Yes	No	None	Mari- juana Only	Few Pills	More Pills	Any Her- oin	
<i>N (Weighted No. of Cases):</i>	2348	1078	1148	1625	272	433	616	847	453	1784	468	1009	578	269	381	60	
<i>% of Weighted Total:</i>	100.0	45.9	48.9	69.2	11.6	18.4	26.2	36.0	19.3	75.9	19.9	43.0	24.6	11.5	16.2	2.6	
A20D: Church or religious organizations?																	
1. Definitely not	8.1	10.4	5.7	9.1	1.2	8.2	9.6	5.5	11.0	7.4	10.7	6.1	6.8	9.4	12.3	21.4	
2. Probably not	8.2	9.0	7.6	8.7	5.1	13.1	7.9	4.9	9.9	7.6	9.9	7.0	7.7	9.2	9.2	17.6	
3. Don't know	16.3	15.8	16.3	17.0	9.1	18.6	15.9	12.5	21.7	15.2	20.2	14.5	15.0	19.6	21.6	11.7	
4. Probably will	25.0	26.1	25.1	25.0	24.5	26.4	26.7	26.7	18.2	24.5	26.6	25.6	27.8	25.5	19.7	14.8	
5. Definitely will	16.7	14.6	18.8	15.5	26.4	14.0	15.1	21.0	13.4	18.4	11.2	19.2	16.1	14.9	14.2	6.2	
6. Already have	25.7	24.1	26.5	24.8	33.7	19.7	24.8	29.4	25.7	26.9	21.5	27.6	26.5	21.4	23.0	28.3	
<i>Item 12230 Subject G, O02</i>	<i>N</i>	<i>2306</i>	<i>1062</i>	<i>1136</i>	<i>1608</i>	<i>264</i>	<i>429</i>	<i>605</i>	<i>826</i>	<i>447</i>	<i>1767</i>	<i>462</i>	<i>999</i>	<i>572</i>	<i>266</i>	<i>373</i>	<i>59</i>
A20E: Political parties or organizations?																	
1. Definitely not	25.8	29.7	22.5	26.8	19.8	27.9	25.2	24.6	26.9	24.9	30.9	25.7	25.5	21.3	29.6	25.5	
2. Probably not	26.1	22.9	29.6	27.1	21.1	27.3	28.9	22.6	27.9	27.2	22.9	26.7	24.3	30.0	25.5	22.9	
3. Don't know	34.5	32.2	36.5	33.8	39.6	32.0	32.2	37.6	34.4	33.7	36.4	34.5	35.9	37.1	32.2	29.1	
4. Probably will	9.6	11.0	7.8	8.7	16.3	8.6	9.9	10.5	8.6	10.3	6.9	10.2	10.1	8.4	7.1	9.6	
5. Definitely will	2.1	1.9	2.3	1.9	1.7	2.8	1.6	2.7	1.1	2.3	0.8	1.8	2.5	2.5	1.7	6.1	
6. Already have	1.7	2.3	1.3	1.8	1.6	1.4	2.1	2.0	1.1	1.6	2.1	1.0	1.7	0.7	3.9	7.0	
<i>Item 12240 Subject H05, O02</i>	<i>N</i>	<i>2309</i>	<i>1066</i>	<i>1134</i>	<i>1613</i>	<i>265</i>	<i>431</i>	<i>604</i>	<i>828</i>	<i>446</i>	<i>1769</i>	<i>462</i>	<i>999</i>	<i>574</i>	<i>263</i>	<i>376</i>	<i>59</i>
A20F: Citizen lobbies (Common Cause, Public Citizen, etc.)?																	
1. Definitely not	13.2	17.3	8.4	13.2	8.4	14.6	11.9	13.7	12.7	11.6	17.9	12.3	12.9	7.0	17.5	18.1	
2. Probably not	22.4	22.2	22.8	23.6	18.3	26.4	22.8	21.8	18.9	23.5	20.0	21.6	23.1	25.6	21.9	25.6	
3. Don't know	48.4	43.0	54.3	50.1	41.8	44.7	49.5	47.3	52.4	48.1	50.0	49.7	48.5	49.8	44.9	44.8	
4. Probably will	12.7	13.7	11.3	10.3	25.1	12.3	13.3	13.2	11.4	13.3	9.8	13.0	13.0	12.2	12.5	7.4	
5. Definitely will	2.1	2.2	2.2	1.7	4.0	1.9	0.9	2.7	3.0	2.4	0.9	2.1	2.3	3.4	1.1	2.6	
6. Already have	1.2	1.6	1.0	1.1	2.5	0.1	1.7	1.3	1.6	1.1	1.4	1.4	0.1	2.0	2.1	1.6	
<i>Item 12250 Subject H05, I02, O02</i>	<i>N</i>	<i>2302</i>	<i>1061</i>	<i>1131</i>	<i>1608</i>	<i>265</i>	<i>425</i>	<i>603</i>	<i>827</i>	<i>447</i>	<i>1760</i>	<i>464</i>	<i>995</i>	<i>574</i>	<i>265</i>	<i>371</i>	<i>59</i>
A20G: Charities to help fight diseases (Cancer, Heart Disease, etc.)?																	
1. Definitely not	3.3	5.7	0.8	3.4	1.3	2.1	3.7	3.3	3.8	2.2	6.2	2.5	3.0	1.3	5.1	10.3	
2. Probably not	3.7	5.4	2.3	3.9	3.8	4.6	3.9	3.1	3.6	3.0	5.6	3.7	2.9	4.8	3.6	3.6	
3. Don't know	17.0	21.3	12.2	18.2	12.3	9.6	20.9	17.8	17.3	15.2	23.6	18.3	17.8	13.8	13.5	21.0	
4. Probably will	38.3	38.2	38.9	38.9	38.5	37.7	36.5	38.3	41.4	39.8	34.5	39.7	39.0	32.4	42.0	19.2	
5. Definitely will	25.6	19.5	31.5	23.6	31.6	29.4	23.8	25.3	25.1	26.7	21.4	24.7	25.4	34.9	22.6	21.9	
6. Already have	12.1	9.9	14.4	12.1	12.6	16.6	11.2	12.2	8.8	13.2	8.7	11.2	11.8	12.8	13.1	24.0	
<i>Item 12260 Subject O02</i>	<i>N</i>	<i>2316</i>	<i>1066</i>	<i>1140</i>	<i>1614</i>	<i>265</i>	<i>431</i>	<i>605</i>	<i>831</i>	<i>449</i>	<i>1772</i>	<i>465</i>	<i>1001</i>	<i>575</i>	<i>266</i>	<i>378</i>	<i>59</i>
A20H: Organizations concerned with population problems (Planned Parenthood, ZPG, etc.)?																	
1. Definitely not	12.4	16.6	8.3	13.4	9.5	11.8	14.3	12.3	10.6	10.9	18.2	12.3	12.2	8.7	14.9	11.6	
2. Probably not	19.6	22.9	16.8	21.6	12.1	19.7	20.4	21.1	15.6	20.5	18.0	21.6	18.5	15.9	19.9	17.0	
3. Don't know	40.6	38.8	42.1	41.4	37.0	41.9	40.4	40.6	39.6	40.8	39.8	41.7	41.6	39.6	37.5	38.3	
4. Probably will	20.4	15.9	24.6	17.6	30.6	20.2	17.8	19.8	25.1	20.4	18.1	18.7	20.8	25.1	21.2	20.0	
5. Definitely will	5.2	4.2	6.1	4.4	8.7	4.3	4.9	4.8	7.3	5.5	4.2	4.4	4.9	8.8	5.5	3.3	
6. Already have	1.8	1.6	2.0	1.6	2.0	2.2	2.3	1.3	1.8	1.9	1.6	1.4	2.1	1.9	1.0	9.7	
<i>Item 12270 Subject E01, O02</i>	<i>N</i>	<i>2313</i>	<i>1065</i>	<i>1138</i>	<i>1614</i>	<i>265</i>	<i>429</i>	<i>605</i>	<i>829</i>	<i>449</i>	<i>1771</i>	<i>465</i>	<i>1001</i>	<i>575</i>	<i>266</i>	<i>376</i>	<i>59</i>
A20I: Organizations concerned with environmental problems (Sierra Club, Friends of Earth, etc.)?																	
1. Definitely not	8.7	12.9	4.8	9.2	6.9	7.0	8.6	8.9	10.2	7.2	14.1	8.5	8.8	6.5	9.6	10.0	
2. Probably not	14.8	15.0	14.5	15.1	15.0	14.1	14.9	15.9	13.2	15.1	13.8	14.8	13.7	15.3	16.7	8.6	
3. Don't know	35.9	32.9	38.3	36.1	39.1	33.1	39.5	36.6	32.6	35.2	38.2	39.4	37.1	30.3	31.5	17.7	
4. Probably will	27.5	27.7	28.1	26.2	29.3	29.2	26.0	26.8	29.1	29.3	20.7	27.0	27.8	29.9	26.2	36.2	
5. Definitely will	8.9	7.3	9.9	8.7	6.8	11.1	6.0	8.0	12.1	9.1	8.3	8.1	8.2	12.5	8.4	15.9	
6. Already have	4.3	4.2	4.4	4.7	2.9	5.5	5.1	3.8	2.8	4.0	4.9	2.3	4.3	5.5	7.6	11.6	
<i>Item 12280 Subject F04, O02</i>	<i>N</i>	<i>2312</i>	<i>1065</i>	<i>1138</i>	<i>1615</i>	<i>265</i>	<i>429</i>	<i>606</i>	<i>829</i>	<i>448</i>	<i>1770</i>	<i>465</i>	<i>1000</i>	<i>574</i>	<i>267</i>	<i>376</i>	<i>59</i>

QUESTIONNAIRE FORM 5 1999	TOTAL	SEX		RACE		REGION				COLLEGE PLANS?		ILLICIT DRUG USE: LIFETIME				
		M	F	White	Black	NE	NC	S	W	Yes	No	None	Mari- juana Only	Few Pills	More Pills	Any Her- oin
<i>N (Weighted No. of Cases):</i>	2348	1078	1148	1625	272	433	616	847	453	1784	468	1009	578	269	381	60
<i>% of Weighted Total:</i>	100.0	45.9	48.9	69.2	11.6	18.4	26.2	36.0	19.3	75.9	19.9	43.0	24.6	11.5	16.2	2.6
Now we have a different kind of question.																
A21: How satisfied are you with your life as a whole these days?																
1. Completely dissatisfied	2.2	2.6	1.6	1.7	1.4	1.3	2.0	2.4	2.9	1.9	2.3	2.0	3.1	0.6	2.0	3.6
2. Quite dissatisfied	6.6	6.8	6.3	6.5	3.0	5.8	8.2	6.4	5.5	6.3	7.6	5.1	7.2	7.3	9.7	3.8
3. Somewhat dissatisfied	6.8	6.8	6.9	6.6	8.8	7.2	6.2	6.7	7.5	6.5	7.4	6.1	6.2	6.1	8.9	14.3
4. Neither, or mixed feelings	13.9	14.6	13.3	12.3	17.5	15.4	12.6	15.0	12.4	11.9	19.1	11.9	15.0	15.1	14.9	18.6
5. Somewhat satisfied	21.2	20.2	22.3	20.3	28.8	20.0	20.8	21.2	22.8	20.8	22.5	19.2	22.8	24.7	20.4	28.3
6. Quite satisfied	39.3	39.7	39.0	43.5	28.4	42.5	41.6	37.9	35.4	41.9	33.0	43.1	37.0	39.3	36.5	24.9
7. Completely satisfied	10.1	9.2	10.6	9.2	12.2	7.9	8.6	10.4	13.4	10.7	8.1	12.5	8.8	6.8	7.6	6.4
<i>Item 6840 Subject P01, Q01</i>	<i>N</i> 2324	1067	1146	1622	267	430	605	839	451	1775	464	1005	577	268	379	59
A22: These questions are about whether you think women are discriminated against in each of the following areas.																
To what extent are women discriminated against . . .																
A22A: In getting a college education?																
1. Not at all	41.5	50.0	33.4	42.8	38.7	36.0	37.6	47.2	41.4	41.7	41.6	39.4	42.4	39.7	47.2	46.1
2. Very little	29.1	24.0	34.4	31.7	22.1	32.5	35.3	23.8	27.1	31.5	20.7	30.0	30.3	34.5	25.1	15.6
3. Some	15.0	11.6	18.4	14.7	16.1	18.1	15.1	13.2	15.4	14.9	15.2	16.4	13.5	14.7	13.0	21.4
4. A good deal	2.7	2.2	2.9	1.7	4.3	1.8	2.2	3.1	3.1	2.3	4.1	2.7	1.7	2.3	3.0	4.9
5. A great deal	1.8	1.7	1.9	0.8	4.5	1.3	0.6	2.8	2.3	1.1	4.7	2.6	1.2	1.4	1.0	-
8. Don't know	9.9	10.6	9.0	8.3	14.4	10.2	9.2	9.8	10.7	8.5	13.7	9.0	10.8	7.4	10.7	12.0
<i>Item 12290 Subject D06</i>	<i>N</i> 2324	1069	1145	1621	269	431	607	836	451	1775	466	1006	576	268	380	59
A22B: In gaining positions of leadership over men and women?																
1. Not at all	8.6	13.3	4.0	8.2	8.0	5.4	7.5	10.2	10.0	7.4	12.0	8.5	7.1	6.4	11.0	13.3
2. Very little	13.7	16.9	10.9	14.9	10.7	10.6	12.7	15.8	14.4	14.8	10.5	14.9	13.2	11.0	14.1	12.7
3. Some	35.7	36.8	35.4	37.5	30.6	39.4	36.1	34.4	34.1	36.0	34.4	36.3	33.6	42.6	34.6	37.4
4. A good deal	24.3	18.1	30.4	24.8	25.0	25.2	28.1	20.7	24.9	24.8	23.0	23.5	26.4	26.0	24.2	15.2
5. A great deal	11.3	6.8	14.8	9.1	18.2	12.5	9.5	12.9	9.6	11.5	11.1	10.8	12.5	9.3	9.9	15.3
8. Don't know	6.4	8.1	4.6	5.5	7.7	6.9	6.1	5.9	7.0	5.3	8.9	6.0	7.2	4.6	6.1	6.2
<i>Item 12300 Subject D06</i>	<i>N</i> 2318	1068	1141	1621	268	430	607	835	447	1772	466	1002	575	268	380	59
A22C: In obtaining executive positions in business?																
1. Not at all	11.1	15.6	6.6	10.4	14.5	8.7	8.7	13.3	12.5	9.7	15.3	11.1	9.2	11.4	12.4	15.7
2. Very little	16.3	18.0	14.8	18.5	8.7	14.0	17.3	17.4	15.2	16.4	15.2	17.6	15.4	14.8	15.7	13.8
3. Some	33.6	31.8	34.7	34.2	31.9	36.3	36.5	30.8	32.5	34.6	30.6	33.9	33.3	35.5	34.8	32.3
4. A good deal	22.5	18.8	26.4	22.5	24.1	24.9	22.6	20.9	23.1	23.2	21.0	20.7	25.1	23.3	23.3	17.4
5. A great deal	7.9	5.1	10.8	6.5	13.1	8.7	6.8	9.2	6.2	8.3	6.7	9.1	7.3	9.1	3.8	10.8
8. Don't know	8.5	10.7	6.8	7.9	7.6	7.4	8.1	8.3	10.5	7.8	11.1	7.7	9.7	5.9	10.0	10.1
<i>Item 12310 Subject D06</i>	<i>N</i> 2319	1068	1144	1622	268	429	606	834	450	1773	466	1004	576	268	380	59
A22D: In obtaining top jobs in the professions?																
1. Not at all	13.3	18.2	8.6	12.2	15.5	7.6	11.4	15.6	16.7	12.1	16.8	13.0	13.4	12.4	13.1	16.6
2. Very little	17.9	20.0	16.3	20.1	7.9	19.2	18.2	17.9	16.1	18.2	16.1	20.0	14.2	16.6	19.7	16.4
3. Some	31.3	29.1	33.3	32.4	31.8	31.5	34.9	29.8	29.0	31.8	30.9	31.8	32.7	31.4	30.0	26.6
4. A good deal	20.2	16.1	24.1	19.8	22.7	25.3	19.3	18.1	20.5	21.4	16.2	18.3	22.9	20.5	20.9	21.9
5. A great deal	8.6	5.9	10.7	6.9	13.3	7.8	7.9	9.6	8.2	8.6	9.0	10.5	6.3	9.0	5.5	8.7
8. Don't know	8.8	10.8	6.9	8.6	8.9	8.5	8.2	8.9	9.4	7.9	11.1	6.3	10.5	10.2	10.9	9.9
<i>Item 12320 Subject D06</i>	<i>N</i> 2318	1068	1144	1622	268	430	607	833	449	1772	466	1004	576	268	380	59
A22E: In getting skilled labor jobs?																
1. Not at all	13.6	18.4	8.7	13.8	13.1	9.9	11.9	15.8	15.2	12.2	18.1	15.2	12.3	11.1	13.1	7.2
2. Very little	20.0	23.8	16.8	21.7	13.5	22.0	19.7	20.8	17.1	21.5	13.9	22.4	17.0	19.7	17.8	29.0
3. Some	29.3	26.2	32.3	28.6	32.1	31.8	29.7	27.3	30.0	29.8	27.7	29.0	32.0	28.2	28.8	22.7
4. A good deal	16.1	11.8	20.2	16.8	12.9	14.6	17.4	15.3	17.6	15.9	18.1	14.8	15.0	17.8	20.0	23.9
5. A great deal	8.3	6.4	9.9	7.0	15.0	8.0	9.1	9.7	5.1	7.8	10.7	7.3	9.3	10.6	6.9	7.3
8. Don't know	12.7	13.4	12.1	12.1	13.4	13.6	12.3	11.2	15.0	12.9	11.5	11.4	14.4	12.6	13.4	9.9
<i>Item 12330 Subject D06</i>	<i>N</i> 2315	1069	1141	1618	268	427	607	832	449	1770	465	1006	572	267	379	59

QUESTIONNAIRE FORM 5 1999	TOTAL	SEX		RACE		REGION				COLLEGE PLANS?		ILLICIT DRUG USE: LIFETIME				
		M	F	White	Black	NE	NC	S	W	Yes	No	None	Mari- juana Only	Few Pills	More Pills	Any Her- oin
<i>N (Weighted No. of Cases):</i>	2348	1078	1148	1625	272	433	616	847	453	1784	468	1009	578	269	381	60
<i>% of Weighted Total:</i>	100.0	45.9	48.9	69.2	11.6	18.4	26.2	36.0	19.3	75.9	19.9	43.0	24.6	11.5	16.2	2.6
A22F: In getting elected to political office?																
1. Not at all	8.5	13.6	3.6	7.6	10.1	4.2	6.9	10.3	11.4	7.6	11.0	8.8	8.5	7.6	7.4	11.8
2. Very little	13.0	16.9	9.3	14.1	9.0	10.3	14.1	14.7	11.0	14.1	9.8	13.0	13.3	11.4	13.7	16.0
3. Some	26.0	26.5	25.6	27.4	29.2	28.8	30.2	26.3	17.1	26.0	24.8	27.2	25.1	31.1	20.7	25.2
4. A good deal	23.9	20.4	27.6	25.4	19.4	27.1	24.8	19.4	27.9	23.8	25.0	22.8	23.9	25.6	27.0	19.4
5. A great deal	21.7	14.4	28.2	20.0	22.4	21.9	18.9	22.5	23.8	22.1	22.1	22.2	21.1	19.4	22.5	22.7
8. Don't know	6.9	8.3	5.7	5.5	9.9	7.8	5.0	6.9	8.7	6.4	7.3	5.9	8.0	4.9	8.7	5.0
<i>Item 12340 Subject D06, H02</i>	<i>N</i> 2318	1069	1142	1621	267	429	606	834	450	1775	463	1005	575	268	380	59
A22G: In getting equal pay for equal work?																
1. Not at all	21.3	30.5	12.2	20.6	23.1	17.1	16.8	25.7	23.2	20.7	22.9	19.8	21.2	20.7	25.9	17.7
2. Very little	17.7	19.5	16.4	20.7	10.3	17.1	18.9	18.6	15.0	18.3	15.6	18.5	18.1	15.5	15.5	27.1
3. Some	23.8	22.4	25.5	24.4	21.9	22.3	27.9	22.5	22.0	23.1	27.3	24.9	19.9	27.1	25.5	25.8
4. A good deal	14.4	10.3	17.7	14.4	11.0	18.7	14.3	11.6	15.6	14.9	13.5	14.8	17.0	14.5	9.8	13.8
5. A great deal	14.0	6.9	21.0	11.8	24.7	14.6	13.8	13.9	14.0	14.6	11.9	14.3	14.5	14.8	13.0	2.5
8. Don't know	8.8	10.5	7.1	8.1	9.0	10.2	8.4	7.7	10.2	8.4	8.9	7.7	9.4	7.5	10.2	13.1
<i>Item 12350 Subject D06</i>	<i>N</i> 2318	1070	1142	1619	268	429	607	832	450	1772	465	1007	575	265	379	59
A23: The next questions ask for your opinions on the effects of using certain drugs and other substances. First, how much do you think people risk harming themselves (physically or in other ways), if they . . .																
A23A: Smoke one or more packs of cigarettes per day																
1. No risk	2.5	3.5	1.4	1.2	6.3	1.2	2.9	3.3	2.0	1.6	4.1	2.2	2.5	2.5	2.3	4.1
2. Slight risk	4.8	4.9	4.8	4.9	3.9	4.2	4.8	6.1	3.1	3.8	8.8	3.3	4.2	7.0	6.5	12.9
3. Moderate risk	20.7	23.6	18.7	22.8	16.3	19.5	24.2	21.0	16.3	19.3	26.0	18.0	19.1	20.3	31.3	19.7
4. Great risk	70.8	66.1	74.6	69.9	70.5	74.2	67.5	67.5	77.9	74.6	58.7	74.5	73.4	70.0	59.7	63.2
5. Can't say, drug unfamiliar	1.2	1.9	0.5	1.0	2.9	0.9	0.5	2.1	0.6	0.8	2.4	2.0	0.8	0.2	0.2	-
<i>Item 12360 Subject A14a</i>	<i>N</i> 2322	1070	1144	1620	270	428	609	833	451	1774	464	1006	577	269	378	58
A23B: Try marijuana (pot, weed) once or twice																
1. No risk	39.1	46.1	33.2	41.3	22.9	38.1	41.1	36.7	41.9	38.3	41.4	16.7	52.9	48.6	64.4	80.1
2. Slight risk	30.6	28.4	32.9	32.6	27.3	34.9	31.2	30.1	26.8	33.0	23.1	33.6	32.3	31.1	23.5	11.7
3. Moderate risk	12.7	10.0	15.5	12.0	15.7	11.1	12.2	14.1	12.3	13.0	11.6	19.6	7.5	9.3	5.8	2.1
4. Great risk	15.7	13.4	16.8	12.5	30.5	14.0	14.1	17.3	16.4	14.3	20.4	26.3	6.9	10.3	5.9	6.2
5. Can't say, drug unfamiliar	1.9	2.2	1.6	1.6	3.7	2.0	1.4	1.8	2.5	1.4	3.4	3.8	0.5	0.6	0.3	-
<i>Item 12370 Subject A14a</i>	<i>N</i> 2319	1072	1142	1620	269	428	610	830	451	1773	465	1002	577	269	379	59
A23C: Smoke marijuana occasionally																
1. No risk	14.5	18.4	10.7	14.0	11.4	12.7	15.4	13.9	16.3	13.2	17.2	4.5	15.5	20.9	27.7	57.8
2. Slight risk	30.0	31.5	28.5	32.8	23.7	31.6	32.0	28.2	29.1	30.3	29.4	16.0	41.5	38.4	43.3	27.4
3. Moderate risk	29.6	26.7	33.5	31.1	24.7	30.8	28.8	30.5	28.0	31.3	25.1	35.7	29.3	25.8	21.2	11.3
4. Great risk	23.9	21.1	25.6	20.4	36.6	22.9	22.4	25.3	24.2	23.6	24.8	40.1	12.9	14.5	7.3	3.5
5. Can't say, drug unfamiliar	2.0	2.3	1.6	1.7	3.6	1.9	1.5	2.1	2.5	1.5	3.4	3.7	0.8	0.4	0.5	-
<i>Item 12380 Subject A14a</i>	<i>N</i> 2321	1070	1144	1619	268	428	609	832	451	1773	465	1003	577	269	379	59
A23D: Smoke marijuana regularly																
1. No risk	6.2	8.5	4.0	5.1	7.4	4.3	6.0	7.4	5.8	5.1	8.8	2.9	5.4	8.8	9.3	32.5
2. Slight risk	10.9	12.8	9.0	11.8	6.9	9.8	12.2	9.3	13.2	10.3	13.5	3.9	11.8	18.6	20.3	24.0
3. Moderate risk	23.6	24.9	22.3	25.8	16.8	25.6	22.9	23.2	23.6	23.9	22.2	12.6	30.0	30.4	36.3	34.6
4. Great risk	57.4	51.3	63.3	55.7	65.7	58.7	57.1	58.2	55.0	59.3	52.2	77.0	52.3	41.2	33.7	9.0
5. Can't say, drug unfamiliar	1.9	2.4	1.3	1.5	3.2	1.6	1.7	1.9	2.4	1.4	3.4	3.5	0.4	1.0	0.5	-
<i>Item 12390 Subject A14a</i>	<i>N</i> 2317	1067	1144	1620	267	427	611	829	451	1772	464	1001	577	268	379	59
A23E: Try LSD once or twice																
1. No risk	8.0	9.9	5.8	7.2	9.2	5.3	11.0	8.2	6.2	6.8	10.5	3.6	6.2	13.4	15.4	25.1
2. Slight risk	21.6	22.8	21.0	24.3	7.1	23.9	24.4	18.2	22.1	21.9	21.9	16.0	20.5	21.6	36.5	38.5
3. Moderate risk	26.0	25.2	27.9	29.1	13.4	30.2	27.2	25.0	22.3	27.6	20.9	24.6	26.6	31.6	24.8	20.7
4. Great risk	34.9	34.4	34.4	34.0	47.4	34.1	31.8	36.2	37.6	35.3	34.4	43.5	36.1	27.4	20.0	14.0
5. Can't say, drug unfamiliar	9.4	7.6	11.0	5.5	23.0	6.5	5.7	12.4	11.8	8.4	12.3	12.2	10.6	6.1	3.4	1.6
<i>Item 12400 Subject A14a</i>	<i>N</i> 2317	1071	1139	1620	269	428	608	832	448	1770	466	1001	577	269	378	59

QUESTIONNAIRE FORM 5 1999	TOTAL	SEX		RACE		REGION				COLLEGE PLANS?		ILLICIT DRUG USE: LIFETIME				
		M	F	White	Black	NE	NC	S	W	Yes	No	None	Mari- juana Only	Few Pills	More Pills	Any Her- oin
<i>N (Weighted No. of Cases):</i>	2348	1078	1148	1625	272	433	616	847	453	1784	468	1009	578	269	381	60
<i>% of Weighted Total:</i>	100.0	45.9	48.9	69.2	11.6	18.4	26.2	36.0	19.3	75.9	19.9	43.0	24.6	11.5	16.2	2.6
A23F: Take LSD regularly																
1. No risk	3.0	3.5	1.9	1.8	5.7	1.3	4.2	3.6	1.8	1.9	5.7	2.1	2.6	3.7	3.5	7.3
2. Slight risk	2.0	2.6	1.5	2.3	0.4	1.4	2.7	2.1	1.5	1.6	3.2	0.7	1.5	1.3	4.0	16.7
3. Moderate risk	9.5	11.9	7.7	10.3	3.8	8.0	10.4	8.8	10.8	9.2	9.6	5.7	7.8	13.5	17.6	21.4
4. Great risk	76.1	74.3	77.9	80.1	67.1	83.1	76.8	73.3	73.6	79.1	68.3	78.9	78.0	75.4	71.4	53.0
5. Can't say, drug unfamiliar	9.5	7.8	11.0	5.4	22.9	6.2	5.9	12.2	12.3	8.2	13.3	12.5	10.1	6.1	3.4	1.6
<i>Item 12410 Subject A14a</i>	<i>N</i> 2313	1070	1136	1620	265	428	609	829	447	1765	466	999	575	269	377	59
A23G: Try heroin once or twice																
1. No risk	4.5	4.5	4.0	3.8	6.8	3.1	5.9	4.9	3.3	2.9	9.5	3.0	3.8	5.9	6.9	11.3
2. Slight risk	11.6	11.9	11.9	12.3	7.3	13.6	14.4	9.1	10.5	11.5	12.6	11.6	8.2	11.8	13.0	38.0
3. Moderate risk	22.6	20.2	25.6	23.6	15.5	25.6	23.6	21.3	20.5	22.9	21.0	24.7	18.1	21.3	26.4	14.8
4. Great risk	56.0	57.5	53.6	56.0	60.1	54.0	52.5	57.8	59.0	58.1	49.0	54.5	64.2	56.4	50.4	34.7
5. Can't say, drug unfamiliar	5.3	5.9	4.9	4.4	10.2	3.7	3.6	6.8	6.7	4.6	7.9	6.2	5.7	4.7	3.3	1.2
<i>Item 12420 Subject A14a</i>	<i>N</i> 2320	1071	1142	1620	269	428	610	832	450	1774	466	1005	577	269	377	59
A23H: Take heroin occasionally																
1. No risk	2.9	3.0	2.3	1.9	6.1	1.6	3.7	3.6	2.0	1.7	6.5	2.1	2.4	3.7	4.3	5.6
2. Slight risk	1.5	1.5	1.5	1.5	1.6	1.2	1.7	1.5	1.4	1.4	1.7	1.4	0.8	1.1	1.6	11.9
3. Moderate risk	12.6	11.6	13.7	12.7	7.6	17.3	13.4	9.7	12.7	12.1	14.4	13.9	10.6	13.3	11.0	19.4
4. Great risk	77.3	77.4	77.8	79.1	75.6	76.3	76.7	78.3	77.4	80.1	68.4	76.3	81.1	77.3	78.3	61.9
5. Can't say, drug unfamiliar	5.6	6.5	4.7	4.8	9.1	3.5	4.5	6.9	6.6	4.6	9.0	6.4	5.2	4.6	4.9	1.2
<i>Item 12430 Subject A14a</i>	<i>N</i> 2320	1071	1143	1621	268	428	611	831	450	1774	466	1004	576	269	378	59
A23I: Take heroin regularly																
1. No risk	2.9	3.2	2.1	1.8	6.5	1.1	3.8	3.7	2.0	1.7	6.3	2.2	2.4	3.8	3.9	4.0
2. Slight risk	0.4	0.6	0.1	0.2	0.2	-	0.6	0.4	0.4	0.2	0.7	0.4	0.2	0.1	0.4	4.3
3. Moderate risk	1.6	1.3	1.9	1.3	2.5	2.6	2.2	1.0	1.0	1.6	1.4	1.4	2.0	1.5	1.0	4.7
4. Great risk	89.9	88.9	91.5	92.3	81.9	92.9	89.3	88.6	90.2	92.2	83.6	89.8	90.5	90.8	90.8	85.8
5. Can't say, drug unfamiliar	5.2	6.0	4.5	4.4	8.9	3.3	4.0	6.3	6.4	4.3	8.0	6.2	4.8	3.8	3.9	1.2
<i>Item 12440 Subject A14a</i>	<i>N</i> 2306	1065	1134	1615	265	425	609	826	445	1762	465	998	575	263	378	59
A23J: Try barbiturates (downers, goofballs, reds, yellows, etc.) once or twice																
1. No risk	7.4	9.3	5.6	7.4	6.9	5.8	10.4	7.4	5.1	6.3	10.9	3.4	6.0	10.8	15.4	19.1
2. Slight risk	21.1	23.1	20.1	24.1	8.5	24.2	24.0	18.3	19.6	21.3	20.6	16.6	17.2	23.6	35.4	41.4
3. Moderate risk	20.3	19.7	21.8	22.4	8.7	20.7	22.0	18.4	21.1	21.2	17.5	19.4	20.1	25.2	19.6	22.6
4. Great risk	26.1	24.4	26.0	24.4	37.0	28.5	23.8	26.5	26.1	26.3	25.8	35.1	24.5	18.3	13.3	8.0
5. Can't say, drug unfamiliar	25.1	23.6	26.5	21.7	38.9	20.9	19.7	29.5	28.0	24.9	25.1	25.5	32.1	22.1	16.3	9.0
<i>Item 12450 Subject A14a</i>	<i>N</i> 2314	1069	1139	1618	269	425	608	831	450	1768	465	1005	575	267	376	59
A23K: Take barbiturates regularly																
1. No risk	2.5	2.4	2.1	1.5	5.6	1.5	3.0	3.0	1.5	1.8	3.7	1.8	2.4	3.1	2.7	2.8
2. Slight risk	3.9	5.2	2.5	4.6	1.1	2.0	5.0	4.0	3.7	2.6	8.5	1.5	2.4	3.3	11.1	15.9
3. Moderate risk	14.1	15.9	12.8	15.7	4.1	15.3	15.9	13.9	11.1	14.0	13.9	8.2	11.6	19.7	26.6	38.4
4. Great risk	54.1	52.7	55.7	56.3	49.7	60.3	55.8	48.9	55.4	56.4	48.1	61.8	52.1	52.4	42.3	35.3
5. Can't say, drug unfamiliar	25.5	23.9	27.0	21.9	39.5	20.9	20.3	30.2	28.3	25.2	25.8	26.7	31.4	21.5	17.4	7.6
<i>Item 12460 Subject A14a</i>	<i>N</i> 2313	1068	1139	1618	268	427	609	828	449	1769	463	1004	576	267	375	59
A23L: Try amphetamines (uppers, pep pills, bennies, speed) once or twice																
1. No risk	9.6	11.8	7.5	10.2	6.6	8.8	12.2	9.1	7.9	7.9	14.9	5.3	7.8	12.9	18.6	25.8
2. Slight risk	23.0	24.4	22.5	26.2	11.1	24.6	27.1	21.5	18.8	22.9	23.8	17.2	20.2	26.2	38.9	44.3
3. Moderate risk	24.4	21.8	27.6	26.5	14.6	26.7	24.9	23.1	23.8	27.0	15.9	24.6	22.8	27.0	24.0	24.6
4. Great risk	32.2	30.9	31.8	28.9	49.4	30.8	28.9	32.9	37.0	31.7	33.9	40.6	35.0	25.7	14.4	5.3
5. Can't say, drug unfamiliar	10.8	11.0	10.6	8.2	18.4	9.0	6.9	13.5	12.5	10.5	11.5	12.4	14.2	8.2	4.1	-
<i>Item 12470 Subject A14a</i>	<i>N</i> 2315	1068	1142	1619	269	427	607	831	450	1770	466	1004	576	267	377	59
A23M: Take amphetamines regularly																
1. No risk	3.0	3.4	2.1	1.9	5.7	1.5	4.1	3.2	2.3	2.0	5.5	2.2	2.3	3.9	4.0	5.7
2. Slight risk	4.5	6.1	2.9	4.9	1.7	4.5	5.7	4.2	3.4	3.4	7.5	2.1	3.4	7.0	8.8	18.2
3. Moderate risk	14.6	15.4	13.9	16.6	7.0	12.9	16.6	15.7	11.4	13.6	17.5	9.2	13.1	14.9	27.2	39.6
4. Great risk	66.4	63.3	69.3	67.6	65.2	71.4	65.9	62.8	69.1	69.4	57.7	72.3	66.5	65.5	56.8	36.5
5. Can't say, drug unfamiliar	11.6	11.8	11.7	9.0	20.4	9.7	7.7	14.2	13.8	11.5	11.8	14.1	14.8	8.7	3.3	-
<i>Item 12480 Subject A14a</i>	<i>N</i> 2309	1069	1137	1616	266	426	608	825	450	1764	465	1000	576	268	374	59

QUESTIONNAIRE FORM 5 1999	TOTAL	SEX		RACE		REGION				COLLEGE PLANS?		ILLICIT DRUG USE: LIFETIME				
		M	F	White	Black	NE	NC	S	W	Yes	No	None	Mari- juana Only	Few Pills	More Pills	Any Her- oin
<i>N (Weighted No. of Cases):</i>	2348	1078	1148	1625	272	433	616	847	453	1784	468	1009	578	269	381	60
<i>% of Weighted Total:</i>	100.0	45.9	48.9	69.2	11.6	18.4	26.2	36.0	19.3	75.9	19.9	43.0	24.6	11.5	16.2	2.6
A23N: Try cocaine once or twice																
1. No risk	6.3	7.4	5.1	6.0	6.0	3.8	6.5	7.8	5.5	5.0	10.3	3.0	3.9	9.1	13.2	22.0
2. Slight risk	13.9	13.2	15.0	14.6	7.0	14.6	16.7	12.0	13.4	13.9	14.1	10.9	10.9	13.8	22.5	48.5
3. Moderate risk	23.3	22.4	24.5	24.9	14.1	25.7	24.6	19.2	27.0	24.3	21.3	24.1	19.0	26.2	28.0	10.3
4. Great risk	52.1	51.2	52.1	50.2	66.4	52.0	49.3	56.4	47.7	53.3	47.2	56.3	61.4	48.4	34.2	17.9
5. Can't say, drug unfamiliar	4.4	5.8	3.2	4.3	6.5	3.9	3.0	4.7	6.4	3.5	7.0	5.7	4.8	2.5	2.1	1.3
<i>Item 12490 Subject A14a</i>	<i>N</i> 2315	1068	1143	1615	269	427	609	833	446	1773	462	1005	577	268	374	59
A23O: Take cocaine regularly																
1. No risk	2.9	3.3	2.1	1.8	5.6	1.6	3.6	3.6	2.0	1.8	5.8	2.1	2.2	4.2	2.9	10.4
2. Slight risk	1.5	2.1	0.8	1.7	0.3	0.8	1.4	2.0	1.2	1.1	2.9	0.4	0.7	0.7	4.2	12.3
3. Moderate risk	5.5	6.0	5.1	5.7	2.5	6.5	4.6	5.4	6.0	4.8	7.7	3.8	3.5	6.7	9.8	23.6
4. Great risk	85.8	82.8	88.9	86.6	85.8	87.2	87.4	84.4	84.9	89.0	76.3	88.3	89.2	85.7	80.2	52.3
5. Can't say, drug unfamiliar	4.3	5.7	3.2	4.2	5.8	3.9	3.0	4.7	5.8	3.3	7.2	5.3	4.5	2.7	2.8	1.3
<i>Item 12500 Subject A14a</i>	<i>N</i> 2312	1067	1141	1614	268	427	609	827	448	1768	465	1002	575	267	377	59
A23P: Try one or two drinks of an alcoholic beverage (beer, wine, liquor)																
1. No risk	49.0	56.6	42.9	53.8	22.9	53.1	53.2	45.8	45.2	50.0	45.6	34.3	57.5	53.6	67.4	77.5
2. Slight risk	31.3	25.8	35.8	31.0	31.7	29.6	31.3	31.3	32.6	31.4	30.4	36.3	29.0	32.1	23.2	17.8
3. Moderate risk	10.1	7.8	12.2	8.5	17.3	9.6	7.8	10.8	12.4	10.1	11.0	15.3	6.2	8.9	4.7	1.2
4. Great risk	8.3	8.0	8.1	5.6	24.3	6.5	7.1	9.9	8.6	7.7	10.1	12.2	6.2	5.0	3.5	3.5
5. Can't say, drug unfamiliar	1.4	1.9	0.9	1.1	3.8	1.2	0.6	2.1	1.3	0.8	2.9	1.9	1.1	0.4	1.3	-
<i>Item 12510 Subject A14a</i>	<i>N</i> 2312	1068	1140	1617	269	425	609	830	448	1767	464	1000	577	268	376	59
A23Q: Take one or two drinks nearly every day																
1. No risk	14.4	21.7	7.9	15.6	9.1	15.5	16.2	14.4	11.1	12.6	21.0	8.6	16.6	15.0	21.6	38.7
2. Slight risk	26.7	29.3	24.7	28.9	11.8	26.3	31.8	24.3	24.3	26.7	26.9	21.0	30.7	31.2	32.6	30.3
3. Moderate risk	35.7	30.5	40.6	36.1	35.9	35.9	31.6	36.6	39.2	37.3	30.7	39.0	35.3	36.3	29.9	25.0
4. Great risk	21.8	16.6	25.9	18.2	39.2	20.9	19.6	22.8	23.7	22.6	18.7	29.2	16.4	16.9	15.3	6.0
5. Can't say, drug unfamiliar	1.4	1.9	0.9	1.1	4.0	1.4	0.8	1.9	1.7	0.9	2.8	2.2	1.1	0.6	0.6	-
<i>Item 12520 Subject A14a</i>	<i>N</i> 2316	1071	1141	1619	269	426	609	832	449	1772	464	1005	576	268	376	59
A23R: Take four or five drinks nearly every day																
1. No risk	5.1	7.2	2.9	4.3	5.6	4.3	6.3	4.6	5.0	3.5	10.2	3.1	4.7	6.1	7.4	17.1
2. Slight risk	8.7	12.2	5.6	9.5	4.3	8.5	9.4	9.7	6.1	7.9	11.7	4.5	12.2	8.3	13.1	20.6
3. Moderate risk	24.0	26.4	22.4	26.2	10.0	22.4	26.4	22.8	24.2	23.1	28.3	18.6	25.0	28.4	33.2	25.2
4. Great risk	61.1	52.5	68.4	59.1	76.6	63.5	57.3	61.3	63.4	64.9	47.3	72.0	56.9	56.6	46.0	37.2
5. Can't say, drug unfamiliar	1.2	1.7	0.7	0.9	3.5	1.3	0.6	1.5	1.3	0.7	2.5	1.8	1.1	0.6	0.3	-
<i>Item 12530 Subject A14a</i>	<i>N</i> 2314	1068	1140	1616	269	428	609	827	450	1768	465	1004	575	268	375	59
A23S: Have five or more drinks once or twice each weekend																
1. No risk	9.7	14.1	5.4	9.7	5.1	9.3	9.5	9.4	10.6	8.4	13.9	4.6	11.9	12.0	14.6	31.2
2. Slight risk	15.9	19.2	13.3	17.8	8.3	17.4	19.0	15.7	10.5	15.4	17.6	10.1	20.4	19.0	21.0	23.0
3. Moderate risk	30.0	27.6	32.3	31.0	20.6	30.7	28.9	30.3	30.1	31.0	26.1	26.1	30.9	32.6	37.1	31.4
4. Great risk	43.1	37.2	48.2	40.4	62.6	40.9	42.0	42.7	47.3	44.5	39.4	57.4	35.8	35.5	26.0	14.4
5. Can't say, drug unfamiliar	1.4	1.9	0.8	1.1	3.5	1.7	0.6	1.8	1.5	0.9	3.0	1.8	1.1	0.9	1.3	-
<i>Item 12540 Subject A14a</i>	<i>N</i> 2318	1069	1144	1621	268	427	609	833	450	1772	466	1005	576	268	378	59
A23T: Take cocaine occasionally																
1. No risk	3.2	3.8	2.3	2.3	5.3	1.5	3.8	3.9	2.7	2.0	6.8	1.9	2.4	3.9	5.1	10.3
2. Slight risk	4.7	3.9	5.1	5.1	2.2	4.2	5.8	4.2	4.3	4.4	5.6	2.5	2.5	5.6	10.6	23.6
3. Moderate risk	18.0	20.6	16.2	19.3	10.6	22.8	19.6	14.1	18.5	18.5	15.9	16.9	16.0	14.9	25.3	25.8
4. Great risk	70.1	66.4	73.4	69.3	77.1	67.9	67.6	73.7	69.0	71.9	65.2	73.4	74.8	72.6	57.7	38.9
5. Can't say, drug unfamiliar	4.0	5.3	3.0	4.0	4.8	3.7	3.2	4.1	5.5	3.2	6.4	5.3	4.4	2.9	1.3	1.3
<i>Item 12495 Subject A14a</i>	<i>N</i> 2308	1064	1138	1615	267	427	606	825	450	1764	464	1003	575	267	373	59

QUESTIONNAIRE FORM 5 1999	TOTAL	SEX		RACE		REGION				COLLEGE PLANS?		ILLCIT DRUG USE: LIFETIME				
		M	F	White	Black	NE	NC	S	W	Yes	No	None	Mari- juana Only	Few Pills	More Pills	Any Her- oin
<i>N (Weighted No. of Cases):</i>	2348	1078	1148	1625	272	433	616	847	453	1784	468	1009	578	269	381	60
<i>% of Weighted Total:</i>	100.0	45.9	48.9	69.2	11.6	18.4	26.2	36.0	19.3	75.9	19.9	43.0	24.6	11.5	16.2	2.6
A23U: Use smokeless tobacco regularly (chewing tobacco, plug, dipping tobacco, snuff)																
1. No risk	5.4	6.4	4.1	4.3	8.3	4.3	6.0	5.9	4.6	4.2	8.8	3.3	5.0	7.1	8.9	6.9
2. Slight risk	16.1	18.0	15.0	17.6	13.1	14.3	16.4	20.8	8.9	15.6	18.7	11.8	19.1	17.0	20.3	33.9
3. Moderate risk	34.0	34.7	33.7	36.8	23.7	33.5	37.2	33.0	32.1	35.5	29.4	31.4	37.2	40.1	34.7	21.4
4. Great risk	41.1	37.5	43.7	38.8	47.2	44.1	38.2	36.7	50.2	42.3	37.4	49.7	35.0	31.9	34.1	36.4
5. Can't say, drug unfamiliar	3.4	3.4	3.5	2.4	7.7	3.8	2.2	3.6	4.3	2.5	5.6	3.7	3.6	3.9	2.1	1.4
<i>Item 12365 Subject A14a</i>	<i>N</i> 2318	1071	1142	1620	269	428	609	831	450	1773	466	1005	577	268	377	59
This section asks for your views and feelings about a number of different things.																
D01: Do you agree or disagree with each of the following?																
D01A: I take a positive attitude toward myself																
1. Disagree	2.7	2.7	2.5	2.5	2.9	3.2	2.1	2.9	2.8	1.9	4.9	2.1	2.0	2.6	4.1	5.3
2. Mostly disagree	7.5	5.7	9.1	8.2	2.4	10.4	7.5	6.3	6.6	7.6	6.7	5.0	9.1	11.6	9.4	5.0
3. Neither	8.0	8.3	8.0	8.5	3.0	8.8	9.7	5.9	8.6	7.1	10.8	6.5	6.8	8.4	9.8	25.7
4. Mostly agree	44.3	41.7	46.8	47.8	28.6	46.3	47.4	39.6	46.9	43.6	47.9	45.9	41.4	45.1	45.3	38.3
5. Agree	37.5	41.6	33.5	33.1	63.2	31.5	33.1	45.3	35.1	39.8	29.7	40.5	40.7	32.3	31.4	25.6
<i>Item 12550 Subject Q01</i>	<i>N</i> 2235	1033	1116	1590	252	413	593	791	439	1741	459	970	556	258	362	59
D01B: Good luck is more important than hard work for success																
1. Disagree	36.8	35.8	37.3	36.2	41.9	34.4	35.0	40.8	34.4	37.5	34.7	39.8	31.8	32.1	38.6	41.5
2. Mostly disagree	35.5	33.8	37.9	37.3	29.6	35.3	38.7	33.4	35.0	37.3	28.7	35.2	39.9	34.5	32.8	25.3
3. Neither	19.1	21.5	17.0	19.2	15.1	22.7	18.3	15.8	22.9	18.2	22.0	17.1	19.4	23.7	20.8	17.8
4. Mostly agree	5.8	5.8	5.2	5.1	7.5	6.0	6.2	6.4	4.0	5.0	8.9	5.5	6.4	4.9	5.5	9.1
5. Agree	2.8	3.1	2.6	2.1	5.8	1.7	1.9	3.6	3.6	2.0	5.6	2.4	2.4	4.8	2.4	6.3
<i>Item 12560 Subject Q02</i>	<i>N</i> 2233	1031	1117	1589	251	412	592	788	441	1742	458	972	554	258	362	59
D01C: I feel I am a person of worth, on an equal plane with others																
1. Disagree	2.4	3.0	1.8	2.2	3.4	2.3	1.6	2.9	2.7	1.9	4.2	2.3	1.4	1.6	4.2	3.8
2. Mostly disagree	4.3	4.1	4.5	5.0	1.7	6.3	4.8	3.5	3.5	4.4	4.4	3.4	4.6	4.8	6.1	3.4
3. Neither	10.1	11.5	9.1	9.8	8.0	9.5	11.4	9.6	9.8	8.3	16.8	8.5	9.5	10.7	11.8	28.9
4. Mostly agree	39.8	37.5	42.0	41.9	29.2	47.1	41.2	35.8	38.2	39.7	39.9	38.1	40.5	45.0	41.8	25.8
5. Agree	43.3	43.9	42.7	41.2	57.7	34.8	41.0	48.2	45.8	45.7	34.6	47.7	44.0	37.8	36.1	38.1
<i>Item 12570 Subject Q01</i>	<i>N</i> 2221	1026	1112	1585	247	408	589	784	439	1732	457	963	554	258	360	59
D01D: I am able to do things as well as most other people																
1. Disagree	1.4	1.6	1.0	1.3	1.2	1.2	1.0	1.4	2.0	0.8	3.6	1.3	1.2	0.7	2.0	1.7
2. Mostly disagree	3.2	3.4	3.1	3.1	3.6	2.5	3.9	3.3	2.6	2.8	4.4	2.3	2.5	3.5	5.2	4.3
3. Neither	6.6	7.0	6.2	6.9	4.0	8.4	6.7	6.1	5.8	5.9	9.1	5.7	4.9	7.1	10.4	11.6
4. Mostly agree	38.9	36.8	41.4	41.5	27.9	43.7	41.3	34.7	38.7	39.0	38.8	38.7	39.4	41.5	38.9	31.1
5. Agree	49.9	51.2	48.2	47.3	63.3	44.2	47.0	54.6	50.9	51.5	44.2	52.0	52.0	47.3	43.5	51.3
<i>Item 12580 Subject Q01</i>	<i>N</i> 2225	1027	1114	1585	247	410	590	782	443	1739	454	973	552	257	360	57
D01E: Every time I try to get ahead, something or somebody stops me																
1. Disagree	19.4	19.4	19.4	18.3	25.8	16.9	17.5	21.6	20.2	20.9	13.6	22.2	17.6	16.0	15.3	26.5
2. Mostly disagree	32.2	31.4	33.3	34.6	20.1	36.1	33.7	29.7	31.3	34.5	24.4	33.7	33.4	33.5	28.2	27.5
3. Neither	23.5	25.2	21.4	24.0	19.5	26.0	25.7	21.6	21.6	22.7	26.7	21.9	21.7	26.4	27.7	22.6
4. Mostly agree	17.8	16.8	19.1	17.4	22.1	15.7	16.3	19.3	19.1	16.5	22.5	16.5	19.9	15.6	20.7	12.6
5. Agree	7.1	7.2	6.8	5.6	12.4	5.2	6.8	7.9	7.8	5.4	12.9	5.6	7.5	8.5	8.0	10.8
<i>Item 12590 Subject Q02</i>	<i>N</i> 2223	1028	1112	1586	249	408	591	785	439	1735	456	967	552	258	361	58

DESCRIPTIVE RESULTS: 1999

201

QUESTIONNAIRE FORM 5 1999	TOTAL	SEX		RACE		REGION				COLLEGE PLANS?		ILLICIT DRUG USE: LIFETIME				
		M	F	White	Black	NE	NC	S	W	Yes	No	None	Mari- juana Only	Few Pills	More Pills	Any Her- oin
<i>N (Weighted No. of Cases):</i>	2348	1078	1148	1625	272	433	616	847	453	1784	468	1009	578	269	381	60
<i>% of Weighted Total:</i>	100.0	45.9	48.9	69.2	11.6	18.4	26.2	36.0	19.3	75.9	19.9	43.0	24.6	11.5	16.2	2.6
D01F: Planning only makes a person unhappy since plans hardly ever work out anyway																
1. Disagree	27.8	23.9	31.5	26.4	38.5	26.2	25.9	30.0	28.1	29.1	23.1	32.8	25.2	23.7	21.0	31.8
2. Mostly disagree	32.5	33.9	31.8	34.4	20.3	33.4	32.5	29.4	36.9	34.9	24.4	33.0	31.8	33.8	31.5	30.4
3. Neither	19.4	22.2	17.3	20.1	18.9	18.4	22.2	20.4	15.0	18.7	22.0	16.1	20.2	24.1	24.0	13.0
4. Mostly agree	13.3	12.2	13.7	12.9	14.5	13.6	13.6	12.7	13.4	12.6	15.7	12.0	15.9	11.6	15.0	10.6
5. Agree	7.0	7.7	5.7	6.3	7.7	8.3	5.8	7.5	6.5	4.8	14.8	6.1	6.9	6.8	8.5	14.2
<i>Item 12600 Subject Q02</i>	<i>N</i> 2219	1026	1110	1586	245	411	589	780	439	1730	457	967	553	257	358	58
D01G: People who accept their condition in life are happier than those who try to change things																
1. Disagree	17.0	17.1	16.3	16.3	17.6	16.4	16.1	18.3	16.7	17.9	13.4	18.1	17.7	15.1	14.3	17.7
2. Mostly disagree	22.4	24.2	21.3	23.2	18.5	21.1	25.4	21.5	20.8	23.8	16.8	22.0	22.0	20.5	23.6	35.2
3. Neither	25.6	27.5	23.7	25.8	25.9	27.9	25.7	25.1	24.0	25.1	27.2	25.7	24.4	28.1	25.6	19.3
4. Mostly agree	19.7	17.4	21.6	20.5	14.4	22.3	19.2	16.7	23.2	18.8	24.1	18.1	21.9	23.0	18.9	19.5
5. Agree	15.3	13.9	17.0	14.2	23.6	12.2	13.5	18.4	15.3	14.5	18.6	16.1	14.1	13.3	17.6	8.2
<i>Item 12610 Subject Q02</i>	<i>N</i> 2218	1027	1108	1584	244	410	589	779	440	1730	456	966	552	257	359	57
D01H: On the whole, I'm satisfied with myself																
1. Disagree	3.4	3.2	3.6	3.2	3.6	5.8	2.0	3.7	2.5	2.9	5.0	2.9	3.4	2.3	4.2	9.8
2. Mostly disagree	6.9	5.9	7.6	6.9	3.6	9.8	8.2	5.0	5.5	6.3	8.8	5.6	7.3	10.1	7.9	3.0
3. Neither	10.2	11.0	9.5	10.3	8.7	9.5	11.8	9.4	10.2	9.2	13.4	7.0	10.6	11.5	15.8	13.5
4. Mostly agree	34.6	34.1	35.6	35.1	32.7	32.9	38.1	32.6	34.7	34.6	34.5	34.0	34.3	37.5	34.4	35.6
5. Agree	45.0	45.8	43.7	44.4	51.4	42.1	39.9	49.3	47.1	46.9	38.2	50.4	44.4	38.6	37.8	38.2
<i>Item 12620 Subject P01, Q01</i>	<i>N</i> 2221	1027	1110	1585	248	411	590	782	439	1738	452	969	552	258	359	57
D01I: People like me don't have much of a chance to be successful in life																
1. Disagree	60.8	56.3	64.9	61.2	64.1	58.2	60.5	62.2	61.4	64.3	48.1	67.3	57.5	57.7	52.4	63.4
2. Mostly disagree	21.9	24.3	20.5	23.3	15.3	23.4	23.8	19.6	22.0	21.3	24.4	18.8	26.0	23.5	23.5	16.5
3. Neither	10.0	10.6	9.4	9.4	12.1	11.3	11.1	10.0	7.7	8.5	16.1	8.3	9.5	10.6	13.5	10.4
4. Mostly agree	4.8	5.4	3.8	4.1	6.3	4.5	3.4	5.2	6.1	4.3	6.6	3.6	4.9	5.3	7.7	3.2
5. Agree	2.4	3.3	1.5	1.9	2.3	2.7	1.2	2.9	2.8	1.7	4.9	2.0	2.1	2.9	2.9	6.4
<i>Item 12630 Subject Q02</i>	<i>N</i> 2218	1025	1108	1585	247	411	588	780	439	1731	455	968	552	257	358	57
D01J: When I make plans, I am almost certain that I can make them work																
1. Disagree	2.6	3.6	1.6	1.8	5.3	2.9	1.5	3.6	2.2	1.8	5.2	3.4	1.1	2.0	2.0	2.8
2. Mostly disagree	6.7	6.0	7.3	6.8	5.1	7.0	6.1	6.7	7.1	6.0	9.5	5.7	8.1	5.5	8.1	5.1
3. Neither	15.7	16.1	15.4	17.0	8.2	16.5	18.7	12.6	16.6	14.5	20.3	12.5	14.5	18.8	22.8	23.4
4. Mostly agree	46.0	45.5	46.6	47.7	38.9	48.8	47.3	42.8	47.5	47.3	42.0	45.9	47.8	53.7	39.4	42.7
5. Agree	29.0	28.8	29.1	26.6	42.5	24.9	26.5	34.3	26.5	30.4	23.0	32.5	28.4	20.1	27.7	26.0
<i>Item 12640 Subject Q02</i>	<i>N</i> 2218	1024	1110	1580	247	408	586	782	442	1734	452	972	548	254	359	57
D01K: A lot of times I feel lonely																
1. Disagree	25.3	25.9	24.2	25.2	28.2	21.6	22.9	28.5	26.4	23.9	31.0	25.3	27.8	21.5	24.1	26.5
2. Mostly disagree	29.2	31.9	27.5	32.1	19.3	29.0	33.5	26.4	28.3	30.3	25.2	31.9	28.4	25.5	25.1	31.8
3. Neither	19.0	19.5	17.9	19.3	17.1	21.1	18.1	18.6	18.7	18.6	20.7	20.1	16.7	21.4	18.7	10.3
4. Mostly agree	17.5	14.5	20.3	16.4	19.9	18.2	17.2	17.7	17.0	18.8	11.7	16.0	17.0	19.7	20.4	21.0
5. Agree	9.0	8.2	10.0	6.9	15.5	10.1	8.2	8.8	9.6	8.4	11.4	6.6	10.1	11.8	11.8	10.3
<i>Item 12650 Subject Q03</i>	<i>N</i> 2214	1018	1111	1576	243	404	587	780	442	1731	449	968	545	260	357	57
D01L: I feel I do not have much to be proud of																
1. Disagree	48.1	45.8	49.9	48.1	52.8	46.2	44.9	51.5	48.2	49.4	43.6	53.3	49.1	41.3	37.8	48.5
2. Mostly disagree	28.3	29.4	28.2	30.6	20.1	30.3	31.7	25.6	27.0	29.4	24.8	26.3	28.8	31.1	32.4	24.9
3. Neither	11.2	12.2	9.9	11.3	12.9	9.3	13.3	11.1	10.4	9.9	16.2	10.0	10.4	12.6	13.8	16.7
4. Mostly agree	8.3	8.2	8.4	7.6	7.4	9.5	7.1	7.8	9.7	7.7	10.2	6.8	8.3	9.5	11.9	6.0
5. Agree	4.0	4.4	3.7	2.5	6.7	4.6	3.1	4.0	4.7	3.7	5.2	3.6	3.4	5.6	4.2	3.9
<i>Item 12660 Subject Q01</i>	<i>N</i> 2207	1014	1109	1572	242	401	586	778	441	1729	446	964	544	260	355	57

QUESTIONNAIRE FORM 5 1999	TOTAL	SEX		RACE		REGION				COLLEGE PLANS?		ILLICIT DRUG USE: LIFETIME					
		M	F	White	Black	NE	NC	S	W	Yes	No	None	Mari- juana Only	Few Pills	More Pills	Any Her- oin	
<i>N (Weighted No. of Cases):</i>	2348	1078	1148	1625	272	433	616	847	453	1784	468	1009	578	269	381	60	
<i>% of Weighted Total:</i>	100.0	45.9	48.9	69.2	11.6	18.4	26.2	36.0	19.3	75.9	19.9	43.0	24.6	11.5	16.2	2.6	
D01M: There is always someone I can turn to if I need help																	
1. Disagree	3.7	4.2	3.0	3.1	5.4	2.8	2.5	4.7	4.1	3.1	5.7	2.8	4.0	3.8	5.2	4.5	
2. Mostly disagree	5.1	4.5	5.6	4.6	3.6	4.5	6.0	5.2	4.5	5.5	4.2	3.6	5.5	5.2	6.5	18.9	
3. Neither	6.4	8.0	4.8	5.9	8.2	7.0	6.7	6.0	6.4	5.8	8.2	5.6	7.6	4.5	7.4	7.3	
4. Mostly agree	27.2	30.4	25.0	27.8	22.7	30.0	28.8	24.7	27.0	27.2	26.5	25.5	27.0	32.8	29.4	18.4	
5. Agree	57.6	52.9	61.6	58.6	60.0	55.8	56.0	59.4	58.1	58.4	55.4	62.5	55.8	53.7	51.5	50.9	
<i>Item 12670 Subject Q03</i>	<i>N</i>	<i>2202</i>	<i>1011</i>	<i>1108</i>	<i>1571</i>	<i>239</i>	<i>401</i>	<i>586</i>	<i>774</i>	<i>441</i>	<i>1724</i>	<i>444</i>	<i>962</i>	<i>542</i>	<i>258</i>	<i>355</i>	<i>57</i>
D01N: Sometimes I think that I am no good at all																	
1. Disagree	42.9	47.6	38.3	40.9	58.1	42.4	37.7	46.8	43.3	44.0	39.1	47.2	44.6	35.9	32.9	44.8	
2. Mostly disagree	22.1	22.4	22.6	24.9	12.5	23.2	25.3	19.7	21.2	23.0	19.3	21.8	22.1	23.9	22.6	19.5	
3. Neither	15.3	15.5	14.8	15.6	14.2	14.6	17.9	14.5	13.7	14.4	18.3	14.4	14.3	18.2	18.6	9.1	
4. Mostly agree	12.1	8.7	15.1	11.9	9.7	10.3	10.9	13.1	13.5	12.0	11.9	10.6	12.4	12.7	14.2	14.4	
5. Agree	7.7	5.9	9.1	6.7	5.4	9.5	8.2	5.9	8.3	6.7	11.4	6.1	6.6	9.2	11.7	12.2	
<i>Item 12680 Subject Q01</i>	<i>N</i>	<i>2198</i>	<i>1008</i>	<i>1108</i>	<i>1567</i>	<i>241</i>	<i>401</i>	<i>584</i>	<i>773</i>	<i>441</i>	<i>1722</i>	<i>445</i>	<i>963</i>	<i>540</i>	<i>259</i>	<i>353</i>	<i>57</i>
D01O: I often feel left out of things																	
1. Disagree	26.7	28.0	24.9	23.9	39.5	24.2	22.3	31.2	26.8	26.8	26.6	28.1	28.0	21.3	24.3	31.6	
2. Mostly disagree	27.9	28.5	27.8	30.4	15.3	28.5	30.4	24.6	29.8	30.1	19.6	28.9	29.7	24.9	25.6	16.0	
3. Neither	19.2	21.5	17.1	20.1	17.0	20.4	19.2	18.2	19.9	17.9	24.2	17.8	17.6	27.0	20.5	13.5	
4. Mostly agree	18.0	14.7	21.1	18.5	19.7	18.3	18.4	19.3	14.8	17.4	19.5	16.4	18.3	19.4	19.4	27.8	
5. Agree	8.3	7.2	9.2	7.2	8.4	8.6	9.7	6.8	8.7	7.8	10.2	8.7	6.5	7.4	10.3	11.2	
<i>Item 12690 Subject Q03</i>	<i>N</i>	<i>2191</i>	<i>1008</i>	<i>1101</i>	<i>1566</i>	<i>240</i>	<i>401</i>	<i>584</i>	<i>769</i>	<i>437</i>	<i>1715</i>	<i>445</i>	<i>957</i>	<i>540</i>	<i>258</i>	<i>353</i>	<i>57</i>
D01P: I believe a person is master of his/her own fate																	
1. Disagree	6.6	6.8	6.3	6.0	9.2	3.4	6.9	8.7	5.4	6.0	9.3	6.5	5.8	6.8	7.0	5.6	
2. Mostly disagree	4.6	4.6	4.7	5.4	1.6	3.8	5.6	4.4	4.7	5.0	3.1	4.7	3.3	6.9	5.0	4.1	
3. Neither	17.2	16.2	17.9	17.4	15.1	17.4	16.5	18.6	15.4	16.6	19.7	16.8	17.1	14.9	19.4	19.5	
4. Mostly agree	33.0	30.2	36.1	36.0	23.7	38.9	35.6	27.4	34.0	34.1	27.4	33.7	33.7	35.6	30.1	24.7	
5. Agree	38.6	42.3	35.0	35.3	50.4	36.5	35.4	41.0	40.5	38.2	40.5	38.3	40.2	35.9	38.6	46.0	
<i>Item 12700 Subject Q02</i>	<i>N</i>	<i>2197</i>	<i>1011</i>	<i>1104</i>	<i>1567</i>	<i>241</i>	<i>400</i>	<i>586</i>	<i>772</i>	<i>438</i>	<i>1721</i>	<i>444</i>	<i>962</i>	<i>541</i>	<i>256</i>	<i>354</i>	<i>57</i>
D01Q: There is usually someone I can talk to, if I need to																	
1. Disagree	2.5	3.0	2.0	1.6	5.6	2.1	1.8	3.1	2.6	1.6	5.8	2.5	2.9	2.7	1.6	3.3	
2. Mostly disagree	4.7	4.2	4.7	4.2	1.9	4.5	4.3	3.8	6.9	4.7	4.3	2.8	5.0	2.3	8.0	16.4	
3. Neither	6.4	8.7	4.0	5.4	7.9	6.6	6.2	7.1	5.2	5.5	9.6	5.4	5.8	5.9	9.5	10.6	
4. Mostly agree	26.6	28.4	25.5	27.7	22.8	31.7	28.3	23.3	25.6	26.6	24.9	25.8	28.2	28.9	27.0	16.9	
5. Agree	59.8	55.6	63.8	61.1	61.8	55.1	59.4	62.6	59.7	61.5	55.4	63.5	58.1	60.1	53.9	52.8	
<i>Item 12710 Subject Q03</i>	<i>N</i>	<i>2195</i>	<i>1009</i>	<i>1104</i>	<i>1566</i>	<i>238</i>	<i>400</i>	<i>583</i>	<i>772</i>	<i>441</i>	<i>1717</i>	<i>445</i>	<i>962</i>	<i>537</i>	<i>257</i>	<i>355</i>	<i>57</i>
D01R: I feel that I can't do anything right																	
1. Disagree	48.8	49.1	47.7	47.3	55.5	47.1	44.6	53.1	48.3	51.0	39.6	52.6	50.5	44.1	41.2	47.5	
2. Mostly disagree	24.4	24.7	24.8	26.9	15.1	26.7	27.8	21.3	23.1	25.0	22.6	24.8	22.8	25.8	25.1	16.2	
3. Neither	14.3	12.8	15.4	14.5	15.2	14.9	15.3	13.9	13.1	12.5	20.9	11.9	14.5	17.1	16.4	17.9	
4. Mostly agree	8.6	8.6	9.0	8.0	8.5	8.8	8.7	7.0	11.0	8.1	10.2	7.8	7.7	8.5	11.0	15.0	
5. Agree	4.0	4.9	3.2	3.3	5.7	2.6	3.6	4.7	4.5	3.3	6.6	2.9	4.5	4.4	6.3	3.4	
<i>Item 12720 Subject Q01</i>	<i>N</i>	<i>2190</i>	<i>1007</i>	<i>1104</i>	<i>1561</i>	<i>240</i>	<i>399</i>	<i>581</i>	<i>771</i>	<i>439</i>	<i>1718</i>	<i>440</i>	<i>962</i>	<i>538</i>	<i>256</i>	<i>352</i>	<i>57</i>
D01S: I often wish I had more good friends																	
1. Disagree	21.2	23.0	18.7	20.6	25.2	19.0	22.1	22.4	19.9	21.6	19.7	21.7	23.7	20.1	15.8	25.1	
2. Mostly disagree	17.5	17.8	17.2	19.8	6.3	17.1	20.6	16.1	16.2	18.9	12.8	17.6	16.9	19.9	16.6	17.2	
3. Neither	17.7	18.7	17.2	18.5	17.2	21.6	16.5	17.2	16.7	17.3	19.6	16.5	18.8	16.7	19.4	19.0	
4. Mostly agree	24.0	25.2	23.0	23.0	24.0	22.7	24.6	23.6	25.1	23.5	24.9	25.8	23.3	21.2	23.7	17.7	
5. Agree	19.6	15.3	23.9	18.2	27.2	19.5	16.2	20.8	22.1	18.6	22.9	18.4	17.3	22.1	24.5	21.0	
<i>Item 12730 Subject Q03</i>	<i>N</i>	<i>2186</i>	<i>1006</i>	<i>1097</i>	<i>1560</i>	<i>237</i>	<i>398</i>	<i>582</i>	<i>766</i>	<i>440</i>	<i>1711</i>	<i>443</i>	<i>958</i>	<i>537</i>	<i>256</i>	<i>352</i>	<i>57</i>

QUESTIONNAIRE FORM 5 1999	TOTAL	SEX		RACE		REGION				COLLEGE PLANS?		ILLICIT DRUG USE: LIFETIME					
		M	F	White	Black	NE	NC	S	W	Yes	No	None	Mari- juana Only	Few Pills	More Pills	Any Her- oin	
<i>N (Weighted No. of Cases):</i>	2348	1078	1148	1625	272	433	616	847	453	1784	468	1009	578	269	381	60	
<i>% of Weighted Total:</i>	100.0	45.9	48.9	69.2	11.6	18.4	26.2	36.0	19.3	75.9	19.9	43.0	24.6	11.5	16.2	2.6	
D01T: Planning ahead makes things turn out better																	
1. Disagree	4.3	4.0	4.0	3.8	3.0	6.1	3.6	3.7	4.4	2.9	9.0	3.4	4.9	3.1	4.5	12.5	
2. Mostly disagree	7.5	9.0	6.5	7.7	4.6	7.3	7.5	7.6	7.7	7.1	9.1	5.4	7.8	9.0	11.9	8.1	
3. Neither	21.7	22.1	22.1	23.1	18.8	25.7	23.2	19.3	20.2	20.2	27.6	17.5	25.1	21.3	26.4	31.3	
4. Mostly agree	39.2	39.2	39.5	40.7	30.8	40.3	40.8	38.2	38.0	41.1	32.8	40.6	36.1	44.0	37.4	38.1	
5. Agree	27.3	25.7	27.9	24.7	42.8	20.5	24.9	31.2	29.7	28.7	21.4	33.1	26.1	22.6	19.7	10.0	
<i>Item 12740 Subject Q02</i>	<i>N</i>	<i>2194</i>	<i>1005</i>	<i>1105</i>	<i>1564</i>	<i>241</i>	<i>401</i>	<i>583</i>	<i>770</i>	<i>440</i>	<i>1716</i>	<i>444</i>	<i>962</i>	<i>538</i>	<i>257</i>	<i>354</i>	<i>57</i>
D01U: I feel that my life is not very useful																	
1. Disagree	53.9	52.7	54.9	53.0	59.2	53.6	50.9	57.1	52.6	56.7	44.1	58.6	54.4	52.0	42.0	50.7	
2. Mostly disagree	24.1	23.8	24.3	26.1	15.8	22.9	27.2	21.2	26.2	24.4	23.3	22.6	25.2	24.2	27.8	20.9	
3. Neither	12.6	13.8	11.7	12.7	12.2	15.5	12.1	12.4	11.2	10.6	19.1	11.5	11.3	12.6	17.1	15.9	
4. Mostly agree	5.7	5.2	6.4	5.2	6.7	5.0	6.8	5.2	5.6	5.0	8.3	4.3	5.2	8.3	7.8	6.9	
5. Agree	3.6	4.5	2.8	3.1	6.1	3.0	3.0	4.0	4.4	3.2	5.2	3.0	3.9	3.0	5.3	5.7	
<i>Item 12750 Subject Q01</i>	<i>N</i>	<i>2185</i>	<i>1000</i>	<i>1102</i>	<i>1558</i>	<i>239</i>	<i>400</i>	<i>581</i>	<i>765</i>	<i>438</i>	<i>1711</i>	<i>442</i>	<i>960</i>	<i>536</i>	<i>256</i>	<i>352</i>	<i>56</i>
D01V: I usually have a few friends around that I can get together with																	
1. Disagree	5.3	5.6	4.6	4.9	5.5	5.0	4.6	5.6	5.9	4.9	6.8	7.0	3.9	3.2	4.5	2.6	
2. Mostly disagree	5.7	5.4	5.8	5.7	6.5	6.0	5.5	4.6	7.5	5.3	6.4	6.4	4.0	3.9	6.6	9.4	
3. Neither	8.7	9.9	7.7	8.6	10.1	7.9	8.8	9.7	7.8	7.3	13.4	8.7	7.3	7.8	10.7	8.2	
4. Mostly agree	34.0	34.3	34.1	34.5	27.6	33.4	34.4	33.4	35.1	33.7	35.3	33.9	35.0	32.6	35.7	19.1	
5. Agree	46.3	44.9	47.8	46.3	50.4	47.7	46.7	46.8	43.7	48.7	38.2	44.0	49.7	52.4	42.5	60.6	
<i>Item 12760 Subject Q03</i>	<i>N</i>	<i>2192</i>	<i>1006</i>	<i>1104</i>	<i>1564</i>	<i>241</i>	<i>401</i>	<i>582</i>	<i>770</i>	<i>440</i>	<i>1717</i>	<i>444</i>	<i>963</i>	<i>537</i>	<i>257</i>	<i>354</i>	<i>57</i>
D01W: I am eager to leave home and live on my own—independent from my parents																	
1. Disagree	7.4	7.8	6.3	5.5	10.7	6.5	4.1	8.1	11.1	5.9	12.3	8.2	6.3	6.0	5.8	9.0	
2. Mostly disagree	7.6	8.0	7.5	7.2	7.6	7.2	8.5	6.4	8.9	7.5	8.6	9.5	6.2	4.9	7.5	4.5	
3. Neither	20.6	25.7	16.1	22.1	12.1	20.3	21.4	18.6	23.1	20.8	19.9	22.1	21.3	20.4	16.5	12.8	
4. Mostly agree	29.1	26.7	31.0	30.1	25.9	34.9	32.8	26.0	24.5	29.9	25.1	29.3	29.4	31.4	26.7	27.4	
5. Agree	35.3	31.7	39.1	35.0	43.7	31.1	33.2	40.9	32.4	35.9	34.0	30.9	36.8	37.3	43.5	46.2	
<i>Item 13950 Subject I03, Q01</i>	<i>N</i>	<i>2189</i>	<i>1006</i>	<i>1098</i>	<i>1558</i>	<i>241</i>	<i>398</i>	<i>582</i>	<i>769</i>	<i>440</i>	<i>1715</i>	<i>442</i>	<i>958</i>	<i>537</i>	<i>257</i>	<i>352</i>	<i>57</i>
D01X: I feel hesitant about taking a full-time job and becoming part of the “adult world”																	
1. Disagree	30.6	32.3	28.0	27.1	46.6	26.0	24.3	37.9	30.3	29.0	36.7	30.7	33.6	23.9	29.4	32.8	
2. Mostly disagree	20.8	22.0	20.1	24.0	13.0	18.0	24.4	17.4	24.3	21.6	17.4	22.0	19.7	24.7	17.5	18.4	
3. Neither	14.9	15.6	14.3	14.4	11.9	20.0	18.2	11.6	11.9	15.7	12.6	15.0	16.0	10.5	15.9	10.8	
4. Mostly agree	21.2	19.5	23.0	22.0	15.1	22.1	22.7	21.1	18.5	22.0	17.5	22.2	18.7	23.0	19.7	33.6	
5. Agree	12.5	10.5	14.7	12.4	13.4	13.8	10.4	12.0	15.0	11.8	15.7	10.0	12.1	17.9	17.5	4.4	
<i>Item 13960 Subject I03, Q01</i>	<i>N</i>	<i>2185</i>	<i>1006</i>	<i>1096</i>	<i>1561</i>	<i>240</i>	<i>398</i>	<i>582</i>	<i>771</i>	<i>434</i>	<i>1712</i>	<i>439</i>	<i>958</i>	<i>537</i>	<i>256</i>	<i>352</i>	<i>57</i>
The next two questions ask your views about different lifestyles that have been in the news lately.																	
D02: A man and a woman who live together without being married are . . . (NOTE: This question was omitted in the questionnaires administered in California, beginning in 1997, due to state requirements.)																	
1. Experimenting with a worthwhile alternative lifestyle	15.3	15.1	15.2	15.1	15.0	18.9	15.8	13.2	14.6	14.2	19.8	13.8	14.2	16.2	20.9	17.2	
2. Doing their own thing and not affecting anyone else	59.1	55.9	62.3	60.5	50.0	65.1	59.8	56.6	55.1	60.2	55.3	53.8	65.9	61.2	64.7	50.9	
3. Living in a way that could be destructive to society	4.5	5.7	3.3	4.1	5.2	2.6	3.7	5.6	6.3	4.6	3.8	5.0	4.4	5.1	3.4	2.5	
4. Violating a basic principle of human morality	11.3	12.2	10.6	11.6	13.4	4.3	11.3	15.3	9.8	12.2	7.9	16.1	8.6	8.2	5.3	2.5	
8. None of the above	9.9	11.1	8.6	8.6	16.5	9.1	9.4	9.3	14.2	8.8	13.1	11.3	7.0	9.3	5.8	26.9	
<i>Item 12770 Subject D03</i>	<i>N</i>	<i>1945</i>	<i>889</i>	<i>984</i>	<i>1457</i>	<i>220</i>	<i>390</i>	<i>574</i>	<i>761</i>	<i>220</i>	<i>1527</i>	<i>388</i>	<i>861</i>	<i>485</i>	<i>211</i>	<i>313</i>	<i>55</i>

QUESTIONNAIRE FORM 5 1999	TOTAL	SEX		RACE		REGION				COLLEGE PLANS?		ILLICIT DRUG USE: LIFETIME				
		M	F	White	Black	NE	NC	S	W	Yes	No	None	Mari- juana Only	Few Pills	More Pills	Any Her- oin
<i>N (Weighted No. of Cases):</i>	2348	1078	1148	1625	272	433	616	847	453	1784	468	1009	578	269	381	60
<i>% of Weighted Total:</i>	100.0	45.9	48.9	69.2	11.6	18.4	26.2	36.0	19.3	75.9	19.9	43.0	24.6	11.5	16.2	2.6
D03: A man and a woman who decide to have and raise a child out of wedlock are . . . (NOTE: This question was omitted in the questionnaires administered in California, beginning in 1997, due to state requirements.)																
1. Experimenting with a worthwhile alternative lifestyle	6.3	7.0	5.4	5.4	8.3	8.0	5.6	5.8	7.3	5.4	9.2	5.6	5.7	5.2	9.1	9.7
2. Doing their own thing and not affecting anyone else	44.9	39.8	50.0	44.3	45.3	56.6	45.7	39.5	41.2	44.8	46.3	41.8	48.0	51.1	47.8	35.3
3. Living in a way that could be destructive to society	16.1	16.9	15.1	17.7	10.9	11.7	18.4	17.1	14.2	16.6	13.9	16.4	16.4	12.8	15.5	24.9
4. Violating a basic principle of human morality	17.7	21.0	14.9	18.9	16.2	7.2	19.0	21.7	19.0	19.0	13.2	22.8	14.6	15.8	11.3	8.7
8. None of the above	15.0	15.4	14.6	13.7	19.3	16.5	11.3	16.0	18.2	14.2	17.4	13.4	15.3	15.0	16.3	21.4
<i>Item 12775 Subject D03</i>	<i>N</i> 1929	888	971	1452	216	384	573	753	219	1513	386	853	481	210	311	53
D04: These next questions ask how you feel about your present financial situation and your future financial situation.																
D04A: I feel that I have enough money to get along pretty well																
1. Never	10.5	9.3	11.0	7.7	20.3	10.4	7.6	10.6	14.2	9.6	14.0	8.8	11.6	11.7	10.7	10.0
2. Seldom	17.0	16.2	18.2	16.5	17.6	20.1	15.6	15.3	18.8	16.1	19.3	16.3	16.8	17.1	18.8	18.5
3. Sometimes	30.7	28.6	33.0	30.3	32.4	28.5	30.9	32.9	28.7	30.9	30.4	33.8	26.4	29.3	29.1	37.2
4. Often	27.4	27.5	26.9	30.1	17.3	27.5	32.2	23.9	27.0	28.2	25.2	26.7	27.4	32.4	27.5	21.4
5. Always	14.4	18.3	10.9	15.4	12.5	13.6	13.6	17.3	11.3	15.2	11.2	14.3	17.8	9.5	13.9	12.9
<i>Item 12990 Subject C02</i>	<i>N</i> 2140	974	1085	1530	232	381	576	751	433	1677	432	945	524	250	343	53
D04B: I get very concerned about how I am going to be able to pay my next bills																
1. Never	32.5	31.2	32.9	33.1	37.4	32.9	32.4	32.8	31.8	33.5	29.3	34.7	35.0	26.6	27.6	25.3
2. Seldom	26.9	30.7	23.7	28.6	19.8	25.5	29.2	26.3	25.9	27.9	22.6	25.6	29.2	29.8	25.7	25.3
3. Sometimes	24.0	23.2	25.1	23.8	23.1	24.1	24.3	23.1	25.1	22.7	28.8	24.0	21.3	25.6	27.2	19.8
4. Often	10.6	9.1	12.1	9.8	10.3	11.1	10.2	10.5	10.8	10.4	11.3	10.3	9.1	11.2	12.2	19.5
5. Always	6.1	5.8	6.3	4.7	9.3	6.4	3.9	7.3	6.4	5.5	8.0	5.4	5.4	6.9	7.3	10.1
<i>Item 13000 Subject C02</i>	<i>N</i> 2114	964	1071	1509	231	374	569	742	429	1659	428	934	518	248	338	53
D04C: I worry whether I will have any job at all in a few months																
1. Never	52.8	50.5	54.5	56.6	43.9	51.0	54.4	55.3	48.0	54.3	48.5	52.6	57.2	53.6	48.5	46.7
2. Seldom	19.6	21.8	18.1	20.0	18.6	23.9	21.0	16.1	20.1	19.4	20.5	21.6	16.7	15.8	20.9	21.0
3. Sometimes	16.3	16.7	15.5	14.8	18.7	12.5	16.0	16.2	19.8	15.4	18.6	15.1	16.6	15.0	18.4	17.7
4. Often	6.3	5.8	6.6	5.4	8.3	6.5	5.7	6.8	5.8	6.3	5.9	6.2	4.5	8.2	7.4	9.2
5. Always	5.1	5.2	5.3	3.2	10.5	6.1	2.8	5.5	6.3	4.6	6.5	4.5	4.9	7.3	4.7	5.4
<i>Item 13010 Subject C02</i>	<i>N</i> 2110	961	1070	1509	229	373	565	744	428	1654	429	934	518	247	334	53
D04D: I feel sure that I could go out and get a new job (with decent pay) whenever I want one																
1. Never	7.9	7.0	8.6	6.5	14.3	10.1	4.9	8.8	8.6	7.1	11.6	6.9	9.8	6.2	7.3	12.0
2. Seldom	14.3	10.8	17.2	12.0	21.2	13.3	13.2	14.0	17.4	14.8	12.9	15.0	12.9	17.0	14.5	8.6
3. Sometimes	29.4	27.4	31.8	30.2	24.1	34.3	31.9	27.3	25.3	28.2	33.4	29.2	27.0	26.8	34.9	32.7
4. Often	27.6	28.8	26.3	30.3	17.9	28.0	28.5	27.1	26.9	29.0	21.7	29.1	29.0	29.6	21.0	20.8
5. Always	20.8	25.9	16.1	21.0	22.6	14.3	21.6	22.8	21.8	21.0	20.5	19.9	21.3	20.4	22.3	25.9
<i>Item 13020 Subject C02</i>	<i>N</i> 2102	958	1065	1501	230	370	562	742	428	1651	426	932	515	249	332	51
FOR THOSE WHO HAVE A JOB:																
D04E: I feel sure that I can keep working steadily with my present employer as long as I want to																
1. Never	4.5	3.8	4.6	3.5	10.4	3.0	3.7	4.7	6.7	3.9	6.4	4.1	5.1	2.9	4.9	8.8
2. Seldom	3.5	3.6	3.2	2.2	8.1	4.4	2.7	3.7	3.6	3.3	3.9	3.4	3.5	3.4	4.0	1.7
3. Sometimes	13.8	15.9	12.1	12.3	17.5	12.5	15.4	13.0	14.0	12.7	17.4	12.4	12.3	13.9	17.3	24.5
4. Often	24.0	23.8	24.5	24.7	19.3	27.6	21.7	26.2	20.4	26.2	17.2	22.5	25.8	29.5	24.4	11.2
5. Always	54.2	52.9	55.6	57.3	44.7	52.6	56.4	52.5	55.4	54.0	55.1	57.6	53.4	50.4	49.4	53.8
<i>Item 13030 Subject C02</i>	<i>N†</i> 1525	705	761	1113	155	267	425	534	298	1166	338	655	371	190	248	45

†=excludes respondents for whom question was inappropriate.

QUESTIONNAIRE FORM 5 1999	TOTAL	SEX		RACE		REGION				COLLEGE PLANS?		ILLCIT DRUG USE: LIFETIME					
		M	F	White	Black	NE	NC	S	W	Yes	No	None	Mari- juana Only	Few Pills	More Pills	Any Her- oin	
<i>N (Weighted No. of Cases):</i>	2348	1078	1148	1625	272	433	616	847	453	1784	468	1009	578	269	381	60	
<i>% of Weighted Total:</i>	100.0	45.9	48.9	69.2	11.6	18.4	26.2	36.0	19.3	75.9	19.9	43.0	24.6	11.5	16.2	2.6	
D04F: I worry about getting fired or laid-off from my job																	
1. Never	64.0	61.3	67.6	67.1	64.1	59.8	68.2	64.3	61.5	65.2	60.5	65.8	67.5	59.8	58.4	64.5	
2. Seldom	20.6	22.7	18.4	20.4	14.6	26.0	18.9	18.6	21.7	22.4	14.4	21.5	17.3	21.1	22.8	20.3	
3. Sometimes	10.3	10.7	9.4	8.9	12.1	9.6	8.6	11.4	11.1	8.4	16.9	7.7	12.1	10.4	14.5	8.1	
4. Often	3.3	2.8	3.5	2.5	3.8	3.3	2.8	2.7	5.2	2.9	4.5	3.0	2.3	6.0	2.8	5.0	
5. Always	1.8	2.5	1.1	1.2	5.4	1.3	1.6	2.9	0.5	1.2	3.7	1.9	0.8	2.7	1.4	2.1	
<i>Item 13040 Subject C02</i>	<i>N†</i>	<i>1519</i>	<i>701</i>	<i>759</i>	<i>1113</i>	<i>151</i>	<i>269</i>	<i>424</i>	<i>531</i>	<i>296</i>	<i>1163</i>	<i>338</i>	<i>651</i>	<i>371</i>	<i>190</i>	<i>247</i>	<i>45</i>
D05: Please think about all the money you earned during the past year, including last summer.																	
About how much of your past year's earnings have gone into:																	
D05A: Savings for your future education																	
1. None	48.9	49.8	48.6	47.7	53.6	47.4	39.5	53.5	55.3	46.3	59.7	43.8	53.5	48.9	55.8	53.0	
2. A little (1-20%)	20.9	22.1	19.7	22.4	16.7	22.5	23.4	20.0	17.8	21.4	19.6	21.3	18.4	20.3	23.8	20.7	
3. Some (21-40%)	12.8	12.2	12.9	13.0	10.2	14.5	15.5	10.7	11.3	14.0	8.2	11.6	15.1	14.5	11.6	14.2	
4. About half (41-60%)	7.1	6.6	7.8	7.0	7.4	8.0	8.3	6.0	6.5	7.7	4.7	8.9	6.0	7.2	4.4	5.3	
5. Most (61-80%)	5.6	5.6	5.9	5.6	7.3	3.4	8.6	4.6	5.3	6.0	3.8	7.5	4.5	5.4	2.2	5.0	
6. Almost all (81-99%)	3.1	2.5	3.4	3.2	2.3	1.9	3.3	4.1	2.1	3.2	2.4	4.8	1.9	1.1	1.5	1.8	
7. All	1.5	1.2	1.7	1.2	2.5	2.4	1.3	1.2	1.7	1.4	1.6	2.1	0.5	2.5	0.7	-	
<i>Item 20830 Subject C02</i>	<i>N</i>	<i>2039</i>	<i>938</i>	<i>1027</i>	<i>1472</i>	<i>216</i>	<i>361</i>	<i>560</i>	<i>708</i>	<i>409</i>	<i>1605</i>	<i>406</i>	<i>908</i>	<i>493</i>	<i>241</i>	<i>324</i>	<i>52</i>
D05B: Savings or payments for a car or car expenses																	
1. None	39.6	33.6	44.7	36.1	54.4	40.1	38.8	39.1	41.0	41.0	34.3	44.4	38.0	36.4	33.3	15.4	
2. A little (1-20%)	17.3	18.2	16.5	19.0	12.6	16.8	17.2	16.8	18.7	18.9	11.4	17.5	19.4	17.8	13.8	19.2	
3. Some (21-40%)	15.1	17.8	13.3	16.0	12.7	14.7	19.0	15.1	10.2	15.1	14.6	12.4	14.0	18.3	20.3	26.4	
4. About half (41-60%)	12.7	14.6	11.0	13.4	6.6	13.8	13.3	11.1	14.0	11.6	17.5	11.4	13.2	13.3	16.0	12.3	
5. Most (61-80%)	8.6	8.9	8.2	8.8	6.9	8.8	6.4	10.2	8.8	7.7	12.3	7.9	10.4	6.1	8.5	17.6	
6. Almost all (81-99%)	4.9	4.9	4.7	5.0	4.8	3.5	4.0	6.0	5.6	4.5	6.2	4.2	4.4	4.2	7.9	5.0	
7. All	1.8	1.9	1.7	1.7	2.0	2.4	1.4	1.8	1.7	1.2	3.8	2.2	0.7	4.0	0.2	4.3	
<i>Item 20840 Subject C02</i>	<i>N</i>	<i>2034</i>	<i>932</i>	<i>1028</i>	<i>1469</i>	<i>214</i>	<i>360</i>	<i>559</i>	<i>705</i>	<i>410</i>	<i>1603</i>	<i>406</i>	<i>905</i>	<i>490</i>	<i>242</i>	<i>323</i>	<i>52</i>
D05C: Other savings for long-range purposes																	
1. None	41.2	39.9	41.8	39.9	46.8	38.4	35.6	45.3	44.2	40.5	44.8	40.7	42.0	39.9	42.7	32.4	
2. A little (1-20%)	23.8	23.5	24.6	25.4	15.8	27.6	26.4	20.3	23.0	24.9	20.7	23.3	23.6	21.4	26.9	28.8	
3. Some (21-40%)	16.1	16.4	15.6	16.2	14.2	17.5	17.9	13.7	16.5	16.0	15.5	13.8	17.2	17.6	19.2	21.3	
4. About half (41-60%)	8.8	9.4	8.3	9.0	7.1	8.8	9.8	8.3	8.0	9.2	6.4	9.6	10.1	8.8	3.9	11.6	
5. Most (61-80%)	5.5	5.5	5.6	5.3	8.6	4.2	6.2	6.5	4.0	5.3	6.5	6.1	4.3	8.9	3.1	5.9	
6. Almost all (81-99%)	2.4	2.7	2.2	2.4	3.5	2.4	2.7	2.6	1.5	2.3	2.8	3.7	2.1	0.9	0.7	-	
7. All	2.2	2.6	1.8	1.9	3.9	1.0	1.3	3.3	2.8	1.9	3.2	2.7	0.7	2.5	3.4	-	
<i>Item 20850 Subject C02</i>	<i>N</i>	<i>2024</i>	<i>932</i>	<i>1019</i>	<i>1466</i>	<i>212</i>	<i>358</i>	<i>559</i>	<i>699</i>	<i>408</i>	<i>1594</i>	<i>405</i>	<i>902</i>	<i>491</i>	<i>237</i>	<i>322</i>	<i>52</i>
D05D: Spending on your own needs and activities—things such as clothing, stereo, TV, tapes and discs, other possessions, movies, eating out, other recreation, hobbies, gifts for others, and other personal expenses																	
1. None	7.2	7.2	6.7	6.0	12.6	7.0	6.9	7.2	7.8	6.4	10.5	8.7	5.3	5.5	6.3	6.2	
2. A little (1-20%)	18.3	19.2	17.9	19.4	14.8	13.2	20.6	18.0	20.0	18.3	17.7	21.3	16.6	18.6	14.1	9.1	
3. Some (21-40%)	19.1	21.5	17.8	20.2	13.5	19.2	20.4	18.4	18.6	19.2	19.6	20.1	18.4	18.2	16.0	29.8	
4. About half (41-60%)	16.5	15.8	17.6	17.2	13.8	16.6	18.7	15.8	14.7	16.4	16.9	17.1	17.3	14.7	16.1	14.5	
5. Most (61-80%)	17.6	17.0	17.6	17.9	17.6	23.3	16.2	17.1	15.3	18.3	14.3	14.7	20.3	18.4	20.5	18.4	
6. Almost all (81-99%)	13.7	11.8	15.6	13.4	12.4	14.4	10.8	14.9	15.2	14.2	12.3	11.3	15.0	14.8	18.6	10.9	
7. All	7.6	7.5	6.9	6.0	15.3	6.3	6.4	8.6	8.4	7.1	8.7	6.8	7.0	9.8	8.4	11.0	
<i>Item 20860 Subject C02</i>	<i>N</i>	<i>2031</i>	<i>934</i>	<i>1024</i>	<i>1470</i>	<i>214</i>	<i>359</i>	<i>560</i>	<i>703</i>	<i>409</i>	<i>1599</i>	<i>406</i>	<i>906</i>	<i>492</i>	<i>237</i>	<i>324</i>	<i>52</i>

†=excludes respondents for whom question was inappropriate.

QUESTIONNAIRE FORM 5 1999	TOTAL	SEX		RACE		REGION				COLLEGE PLANS?		ILLICIT DRUG USE: LIFETIME				
		M	F	White	Black	NE	NC	S	W	Yes	No	None	Mari- juana Only	Few Pills	More Pills	Any Her- oin
<i>N (Weighted No. of Cases):</i>	2348	1078	1148	1625	272	433	616	847	453	1784	468	1009	578	269	381	60
<i>% of Weighted Total:</i>	100.0	45.9	48.9	69.2	11.6	18.4	26.2	36.0	19.3	75.9	19.9	43.0	24.6	11.5	16.2	2.6
D05E: Helping to pay family living expenses (groceries, housing, etc.)																
1. None	53.5	54.5	52.8	61.0	30.6	53.2	61.1	51.3	47.4	56.3	44.1	55.0	51.4	49.4	57.0	51.5
2. A little (1-20%)	24.0	26.0	21.7	23.7	23.9	29.7	21.2	23.4	23.9	23.9	25.1	23.3	24.4	25.6	25.1	19.5
3. Some (21-40%)	10.9	9.8	12.2	8.0	18.8	8.7	8.8	12.3	13.4	9.2	17.4	9.3	11.3	12.9	11.6	19.2
4. About half (41-60%)	4.2	4.1	4.6	3.0	6.3	4.2	2.4	4.4	6.4	3.8	5.2	4.4	5.0	3.8	2.2	4.4
5. Most (61-80%)	3.4	2.8	4.0	2.1	9.2	2.1	3.0	3.2	5.3	3.3	3.2	3.4	4.4	2.5	2.2	4.2
6. Almost all (81-99%)	2.2	1.3	3.0	1.4	5.7	1.4	2.5	2.8	1.6	2.0	3.1	2.7	2.3	1.7	1.6	-
7. All	1.7	1.5	1.9	0.8	5.5	0.6	1.0	2.6	2.0	1.5	1.9	1.9	1.1	4.0	0.4	1.3
<i>Item 20870 Subject C02</i>	<i>N</i> 2029	934	1023	1464	216	360	560	699	410	1597	406	905	493	237	322	52
The next questions ask about characteristics which some people associate with the use of particular drugs. We want to know what you think.																
E01: Do YOU think that people who smoke marijuana several times a week tend to be . . .																
E01A: . . . more creative than average																
1. No	59.6	57.4	61.6	63.1	50.2	60.4	62.7	56.7	59.7	60.7	55.6	68.2	59.2	55.4	46.2	27.2
2. Yes	20.6	24.9	17.3	19.4	21.7	19.0	18.2	21.9	22.8	19.3	24.9	9.0	20.8	30.1	38.8	58.0
3. Not sure, no opinion	19.8	17.7	21.2	17.5	28.1	20.6	19.0	21.3	17.5	20.0	19.4	22.8	20.0	14.5	15.1	14.7
<i>Item 13060 Subject A11c</i>	<i>N</i> 2108	960	1069	1501	232	371	565	744	429	1656	422	936	519	244	336	50
E01B: . . . less sensible than average																
1. No	27.6	31.8	23.8	28.3	27.7	25.3	28.1	30.3	24.4	26.8	31.4	18.0	30.5	37.0	39.5	51.4
2. Yes	52.8	51.2	54.7	55.8	42.6	53.6	55.9	48.2	56.0	54.6	45.4	60.1	50.1	44.6	45.9	39.2
3. Not sure, no opinion	19.6	17.0	21.5	15.9	29.7	21.2	15.9	21.5	19.6	18.6	23.2	21.9	19.4	18.3	14.6	9.5
<i>Item 13070 Subject A11c</i>	<i>N</i> 2101	960	1061	1498	230	367	566	738	430	1653	419	933	519	239	337	50
E01C: . . . more interesting people than average																
1. No	60.4	57.9	62.2	64.2	46.2	63.5	65.9	56.1	57.9	61.8	55.4	67.1	58.2	60.1	53.4	19.8
2. Yes	21.6	26.3	17.5	20.9	25.3	18.0	17.6	24.0	25.8	20.6	25.3	12.4	22.6	24.0	35.3	72.6
3. Not sure, no opinion	18.0	15.9	20.4	14.9	28.5	18.5	16.5	19.9	16.4	17.7	19.3	20.5	19.2	15.9	11.4	7.6
<i>Item 13080 Subject A11c</i>	<i>N</i> 2108	961	1068	1506	227	370	566	742	430	1659	421	930	518	247	336	52
E01D: . . . less hard-working than average																
1. No	25.1	26.0	24.3	25.4	28.2	30.6	24.6	26.0	19.7	24.3	28.8	18.0	27.0	31.4	34.4	46.6
2. Yes	57.4	59.2	55.5	59.0	44.5	55.2	59.9	54.1	61.8	58.7	51.6	61.1	56.2	52.2	55.6	46.9
3. Not sure, no opinion	17.4	14.8	20.1	15.6	27.3	14.2	15.5	19.9	18.4	17.0	19.6	20.9	16.8	16.3	10.0	6.5
<i>Item 13090 Subject A11c</i>	<i>N</i> 2102	957	1066	1501	227	369	566	740	427	1652	422	925	517	247	338	50
E01E: . . . more independent than average																
1. No	56.6	54.3	58.1	58.1	52.5	57.2	58.0	56.6	54.3	57.7	52.8	58.4	58.1	54.6	55.0	34.8
2. Yes	21.7	27.9	17.2	22.5	13.1	23.3	21.1	20.2	23.8	20.7	24.9	17.0	20.8	23.5	30.1	53.4
3. Not sure, no opinion	21.7	17.7	24.7	19.4	34.4	19.5	20.9	23.2	22.0	21.6	22.3	24.6	21.1	21.9	15.0	11.8
<i>Item 13100 Subject A11c</i>	<i>N</i> 2098	956	1062	1501	225	367	565	738	427	1648	422	925	514	246	338	50
E01F: . . . more emotionally unstable than average																
1. No	26.7	31.3	22.9	27.8	24.5	28.8	28.5	24.8	26.0	25.4	32.0	16.5	31.3	32.8	40.8	48.5
2. Yes	53.0	50.9	54.9	54.1	44.7	51.4	51.4	54.4	54.3	55.0	45.2	61.3	48.2	44.5	46.6	38.8
3. Not sure, no opinion	20.2	17.8	22.3	18.1	30.8	19.9	20.1	20.8	19.7	19.6	22.9	22.2	20.4	22.7	12.6	12.7
<i>Item 13110 Subject A11c</i>	<i>N</i> 2096	957	1060	1502	223	367	563	739	427	1649	420	926	512	246	338	49
E01G: . . . more concerned about other people than average																
1. No	67.6	68.9	66.3	71.1	53.7	66.8	71.4	67.0	64.4	67.9	66.3	67.7	69.2	65.7	68.3	63.4
2. Yes	10.7	12.7	9.0	10.1	14.7	12.8	9.6	9.6	12.2	10.2	12.5	8.5	9.1	15.3	13.7	22.2
3. Not sure, no opinion	21.7	18.4	24.7	18.8	31.6	20.4	18.9	23.4	23.4	21.9	21.2	23.9	21.7	19.0	18.0	14.4
<i>Item 13120 Subject A11c</i>	<i>N</i> 2099	957	1063	1502	226	367	566	740	426	1650	422	925	515	246	338	50

QUESTIONNAIRE FORM 5 1999	TOTAL	SEX		RACE		REGION				COLLEGE PLANS?		ILLICIT DRUG USE: LIFETIME				
		M	F	White	Black	NE	NC	S	W	Yes	No	None	Mari- juana Only	Few Pills	More Pills	Any Her- oin
<i>N (Weighted No. of Cases):</i>	2348	1078	1148	1625	272	433	616	847	453	1784	468	1009	578	269	381	60
<i>% of Weighted Total:</i>	100.0	45.9	48.9	69.2	11.6	18.4	26.2	36.0	19.3	75.9	19.9	43.0	24.6	11.5	16.2	2.6
E01H: . . . more weak-willed than average																
1. No	28.2	32.1	24.5	29.8	28.2	32.8	31.5	27.0	21.9	26.2	35.9	17.6	31.5	38.4	41.2	56.7
2. Yes	49.4	49.7	49.6	50.4	39.8	47.2	48.2	49.8	52.4	51.2	42.6	55.9	48.7	40.8	42.1	33.3
3. Not sure, no opinion	22.4	18.2	25.9	19.8	32.0	20.0	20.3	23.3	25.7	22.6	21.5	26.5	19.8	20.8	16.7	10.0
<i>Item 13130 Subject A11c</i>	<i>N</i> 2093	955	1059	1502	221	367	566	734	426	1647	420	922	515	245	336	50
E01I: . . . more criminal than average																
1. No	31.7	34.9	28.5	33.4	27.8	35.6	32.4	30.2	29.9	30.3	36.7	18.9	34.7	46.3	46.9	61.6
2. Yes	48.0	48.2	48.3	49.5	38.5	43.2	49.0	49.5	47.9	49.5	41.9	57.5	44.6	38.5	38.6	30.3
3. Not sure, no opinion	20.4	16.9	23.3	17.1	33.6	21.3	18.6	20.2	22.2	20.1	21.4	23.6	20.7	15.2	14.5	8.1
<i>Item 13140 Subject A11c</i>	<i>N</i> 2099	957	1061	1502	224	367	568	738	426	1650	420	925	515	245	337	50
The next questions are similar, but ask about illegal drugs other than marijuana—like psychedelics, barbiturates, narcotics, and amphetamines.																
E02: Do YOU think that people who use illegal drugs (other than marijuana) several times a week tend to be . . .																
E02A: . . . more creative than average																
1. No	63.4	62.1	64.6	65.8	56.5	64.8	66.9	60.9	61.8	64.4	60.4	66.5	61.1	65.8	60.5	55.6
2. Yes	10.2	11.0	9.6	9.2	12.0	5.9	10.2	12.1	10.6	9.5	11.5	5.7	7.0	12.5	19.5	37.9
3. Not sure, no opinion	26.4	26.9	25.8	25.0	31.5	29.3	22.9	27.0	27.6	26.1	28.1	27.8	31.9	21.7	20.0	6.5
<i>Item 13330 Subject A11c</i>	<i>N</i> 2084	948	1056	1491	226	354	567	734	429	1639	416	917	509	245	340	48
E02B: . . . less sensible than average																
1. No	17.2	16.6	17.5	15.4	24.1	16.7	17.1	17.5	17.3	15.3	24.4	11.9	15.0	22.6	24.7	52.5
2. Yes	57.5	57.5	58.1	61.9	43.4	58.6	62.1	54.2	56.2	59.8	48.0	61.6	56.7	52.0	56.7	35.2
3. Not sure, no opinion	25.3	26.0	24.4	22.8	32.4	24.8	20.8	28.3	26.5	24.8	27.6	26.4	28.3	25.4	18.6	12.2
<i>Item 13340 Subject A11c</i>	<i>N</i> 2075	941	1052	1483	225	351	564	731	429	1633	412	914	507	242	337	48
E02C: . . . more interesting people than average																
1. No	62.1	59.9	64.1	65.9	48.7	62.5	67.5	60.3	57.9	63.6	57.5	65.6	59.4	61.9	61.3	50.9
2. Yes	11.7	13.2	10.4	10.1	18.2	9.9	10.5	11.6	14.8	10.9	13.6	7.6	9.9	13.8	19.1	34.1
3. Not sure, no opinion	26.2	26.9	25.5	23.9	33.1	27.6	21.9	28.1	27.4	25.5	29.0	26.8	30.7	24.4	19.6	15.0
<i>Item 13350 Subject A11c</i>	<i>N</i> 2074	942	1052	1487	225	351	563	735	426	1636	409	910	507	245	337	50
E02D: . . . less hard-working than average																
1. No	15.8	15.2	16.6	14.5	19.4	19.8	16.4	14.0	14.5	14.5	20.2	12.4	14.6	17.5	21.2	44.7
2. Yes	58.7	57.9	59.1	61.9	46.1	55.0	62.0	57.3	59.7	60.9	50.0	61.4	57.0	57.4	59.7	36.6
3. Not sure, no opinion	25.5	27.0	24.3	23.6	34.6	25.2	21.6	28.6	25.8	24.6	29.9	26.3	28.4	25.1	19.1	18.6
<i>Item 13360 Subject A11c</i>	<i>N</i> 2072	941	1052	1484	225	350	566	731	425	1631	412	911	506	245	336	48
E02E: . . . more independent than average																
1. No	57.4	52.4	61.7	58.8	53.2	56.5	59.3	57.4	55.7	57.9	57.1	58.1	53.4	63.9	58.6	57.9
2. Yes	15.2	19.4	12.0	15.6	11.8	15.5	16.8	14.4	14.4	15.5	12.6	13.6	14.9	11.4	19.9	32.0
3. Not sure, no opinion	27.4	28.2	26.4	25.6	34.9	28.0	23.9	28.3	29.9	26.6	30.3	28.4	31.7	24.8	21.5	10.1
<i>Item 13370 Subject A11c</i>	<i>N</i> 2070	940	1050	1486	221	351	565	729	425	1631	412	909	506	245	337	48
E02F: . . . more emotionally unstable than average																
1. No	13.8	13.7	13.6	12.5	17.4	13.7	13.0	14.4	13.7	12.1	19.4	11.0	12.4	15.2	18.5	40.5
2. Yes	61.2	60.0	62.8	64.2	49.8	60.2	64.3	58.6	62.2	63.9	50.7	64.6	56.6	60.7	62.5	42.5
3. Not sure, no opinion	25.1	26.3	23.6	23.3	32.7	26.0	22.7	27.0	24.1	23.9	29.9	24.3	31.0	24.1	18.9	17.0
<i>Item 13380 Subject A11c</i>	<i>N</i> 2070	940	1051	1485	223	350	564	731	426	1631	411	910	506	245	336	48
E02G: . . . more concerned about other people than average																
1. No	64.3	62.8	66.2	67.9	52.5	63.3	68.7	63.9	60.2	65.4	60.7	64.4	61.7	65.2	69.3	69.9
2. Yes	8.1	9.4	7.0	6.8	11.3	8.3	7.8	6.3	11.4	7.5	9.4	8.2	6.6	8.2	8.5	13.1
3. Not sure, no opinion	27.6	27.9	26.9	25.3	36.2	28.4	23.5	29.9	28.4	27.2	29.9	27.4	31.8	26.6	22.2	17.0
<i>Item 13390 Subject A11c</i>	<i>N</i> 2072	941	1052	1487	223	351	566	730	426	1632	412	911	507	244	337	48

QUESTIONNAIRE FORM 5 1999	TOTAL	SEX		RACE		REGION				COLLEGE PLANS?		ILLICIT DRUG USE: LIFETIME				
		M	F	White	Black	NE	NC	S	W	Yes	No	None	Mari- juana Only	Few Pills	More Pills	Any Her- oin
<i>N (Weighted No. of Cases):</i>	2348	1078	1148	1625	272	433	616	847	453	1784	468	1009	578	269	381	60
<i>% of Weighted Total:</i>	100.0	45.9	48.9	69.2	11.6	18.4	26.2	36.0	19.3	75.9	19.9	43.0	24.6	11.5	16.2	2.6
E02H: . . . more weak-willed than average																
1. No	15.0	15.4	14.3	14.7	17.1	15.6	15.9	15.3	12.8	13.7	20.5	11.8	13.4	16.7	22.1	31.9
2. Yes	58.1	57.2	59.8	60.3	48.5	57.6	60.5	55.2	60.3	60.0	49.9	59.5	57.8	57.2	58.2	48.2
3. Not sure, no opinion	26.9	27.4	25.9	25.0	34.4	26.8	23.6	29.4	26.8	26.3	29.7	28.7	28.7	26.1	19.8	19.9
<i>Item 13400 Subject A11c</i>	<i>N 2071</i>	<i>941</i>	<i>1051</i>	<i>1485</i>	<i>223</i>	<i>350</i>	<i>565</i>	<i>731</i>	<i>425</i>	<i>1630</i>	<i>412</i>	<i>912</i>	<i>507</i>	<i>245</i>	<i>334</i>	<i>48</i>
E02I: . . . more criminal than average																
1. No	14.5	14.0	14.9	14.4	13.8	16.0	15.4	13.9	13.0	12.8	20.9	9.2	12.6	20.8	24.7	32.3
2. Yes	58.9	60.0	58.4	61.6	48.9	56.2	60.7	58.0	60.4	61.4	49.0	64.1	56.5	53.5	54.5	51.0
3. Not sure, no opinion	26.6	25.9	26.7	24.0	37.3	27.8	23.9	28.1	26.6	25.8	30.1	26.7	30.9	25.8	20.8	16.7
<i>Item 13410 Subject A11c</i>	<i>N 2072</i>	<i>940</i>	<i>1052</i>	<i>1485</i>	<i>223</i>	<i>351</i>	<i>565</i>	<i>730</i>	<i>426</i>	<i>1631</i>	<i>412</i>	<i>913</i>	<i>505</i>	<i>245</i>	<i>335</i>	<i>49</i>
The next few questions ask how YOU view cigarette smoking.																
E03: In my opinion, when a guy my age is smoking a cigarette, it makes him look . . .																
E03A: Cool, calm, in-control																
1. Disagree	57.0	54.5	58.5	56.0	63.9	58.9	57.6	53.8	60.1	58.9	50.4	72.2	46.6	48.6	37.9	49.8
2. Mostly disagree	10.1	11.3	9.5	10.3	12.3	5.4	10.0	12.0	11.0	9.5	11.7	8.7	11.0	12.0	12.3	3.6
3. Neither	27.0	27.3	26.7	28.9	16.3	30.6	25.6	29.7	21.4	26.7	29.0	14.8	36.2	32.7	41.8	37.5
4. Mostly agree	3.8	3.3	4.5	3.3	3.8	3.4	5.2	2.6	4.4	3.4	5.3	3.3	3.3	5.5	4.2	5.2
5. Agree	2.0	3.6	0.7	1.5	3.6	1.6	1.6	2.0	3.1	1.5	3.6	1.1	2.9	1.2	3.8	3.9
<i>Item 20880 Subject A11c</i>	<i>N 2070</i>	<i>946</i>	<i>1047</i>	<i>1486</i>	<i>218</i>	<i>352</i>	<i>559</i>	<i>731</i>	<i>429</i>	<i>1631</i>	<i>411</i>	<i>912</i>	<i>504</i>	<i>244</i>	<i>334</i>	<i>51</i>
E03B: Insecure																
1. Disagree	17.6	18.9	16.2	16.4	22.0	21.5	15.1	19.5	14.3	16.3	23.1	14.0	18.9	17.8	22.8	28.8
2. Mostly disagree	9.3	10.1	8.7	10.1	8.2	6.5	11.6	8.2	10.6	8.4	13.2	7.5	10.9	10.4	10.7	14.4
3. Neither	39.5	39.8	39.5	40.2	34.0	41.7	38.3	40.0	38.1	39.7	39.4	31.5	46.8	46.4	45.2	40.1
4. Mostly agree	13.3	10.9	15.1	13.7	12.1	11.7	15.4	13.6	11.5	14.4	8.6	16.6	10.9	10.7	10.7	6.9
5. Agree	20.3	20.2	20.5	19.6	23.6	18.6	19.5	18.8	25.5	21.3	15.8	30.4	12.5	14.7	10.6	9.8
<i>Item 20890 Subject A11c</i>	<i>N 2069</i>	<i>944</i>	<i>1048</i>	<i>1486</i>	<i>219</i>	<i>353</i>	<i>559</i>	<i>730</i>	<i>428</i>	<i>1633</i>	<i>410</i>	<i>912</i>	<i>503</i>	<i>244</i>	<i>335</i>	<i>51</i>
E03C: Rugged, tough, independent																
1. Disagree	47.3	46.7	47.2	47.0	53.0	49.5	45.5	45.6	50.9	48.2	44.3	58.8	39.1	40.3	33.6	39.1
2. Mostly disagree	11.1	12.3	9.7	11.1	8.9	8.0	12.5	10.8	12.3	11.0	11.3	10.9	10.6	10.0	13.6	7.8
3. Neither	32.3	32.7	32.4	33.3	26.1	34.1	31.9	34.3	28.0	31.8	34.9	21.3	41.2	37.6	43.9	45.1
4. Mostly agree	6.2	4.3	8.2	6.6	5.6	5.8	7.8	5.6	5.2	6.3	5.2	5.9	5.7	9.5	5.2	8.0
5. Agree	3.1	4.0	2.4	2.0	6.4	2.7	2.2	3.7	3.6	2.7	4.2	3.1	3.3	2.6	3.7	-
<i>Item 20900 Subject A11c</i>	<i>N 2069</i>	<i>946</i>	<i>1046</i>	<i>1486</i>	<i>218</i>	<i>352</i>	<i>558</i>	<i>732</i>	<i>428</i>	<i>1632</i>	<i>411</i>	<i>910</i>	<i>505</i>	<i>244</i>	<i>335</i>	<i>51</i>
E03D: Conforming																
1. Disagree	33.0	32.1	32.7	30.8	44.2	35.4	29.1	32.2	37.4	31.7	38.7	38.8	26.3	30.5	28.5	32.9
2. Mostly disagree	6.2	8.2	4.6	5.9	8.1	4.5	6.7	6.0	7.3	6.2	5.9	6.2	4.9	9.0	5.6	7.4
3. Neither	41.8	39.8	43.8	41.7	40.3	41.7	40.4	44.9	38.2	40.7	46.6	32.4	50.0	47.6	51.0	43.9
4. Mostly agree	10.9	12.0	10.4	13.1	1.4	10.7	14.8	8.0	10.7	12.7	3.2	11.9	13.1	8.1	7.0	12.2
5. Agree	8.1	7.9	8.6	8.6	5.9	7.7	8.9	8.8	6.4	8.7	5.5	10.7	5.7	4.7	7.9	3.5
<i>Item 20910 Subject A11c</i>	<i>N 2050</i>	<i>935</i>	<i>1038</i>	<i>1475</i>	<i>221</i>	<i>347</i>	<i>553</i>	<i>727</i>	<i>422</i>	<i>1617</i>	<i>409</i>	<i>896</i>	<i>501</i>	<i>243</i>	<i>333</i>	<i>52</i>
E03E: Mature, sophisticated																
1. Disagree	56.4	53.3	58.2	56.7	58.5	56.9	56.2	52.5	62.6	57.9	50.7	70.7	44.4	52.7	40.5	36.3
2. Mostly disagree	10.6	12.2	9.3	11.3	10.0	9.3	11.8	10.7	9.7	11.1	7.8	10.2	10.6	10.5	12.3	6.7
3. Neither	29.4	30.8	28.7	29.3	26.8	29.6	28.3	33.4	23.9	28.1	35.1	16.7	40.4	33.5	41.2	52.9
4. Mostly agree	2.3	1.9	2.7	2.0	1.7	3.1	2.4	2.1	1.6	1.9	3.5	1.2	3.0	1.7	4.2	1.8
5. Agree	1.4	1.8	1.1	0.6	3.0	1.0	1.3	1.2	2.2	0.9	2.9	1.1	1.5	1.6	1.7	2.3
<i>Item 20920 Subject A11c</i>	<i>N 2060</i>	<i>942</i>	<i>1042</i>	<i>1480</i>	<i>220</i>	<i>348</i>	<i>557</i>	<i>728</i>	<i>428</i>	<i>1626</i>	<i>408</i>	<i>904</i>	<i>502</i>	<i>244</i>	<i>334</i>	<i>51</i>
E03F: Like he's TRYING to appear mature and sophisticated																
1. Disagree	16.2	17.9	14.1	15.1	23.1	16.6	14.7	17.7	15.2	14.1	25.2	15.1	15.4	16.8	18.8	19.2
2. Mostly disagree	4.9	5.8	4.2	4.8	6.8	5.1	5.4	4.5	4.5	4.6	5.7	4.7	4.0	4.8	4.7	15.5
3. Neither	28.8	28.6	29.7	29.4	23.0	29.0	28.6	30.5	26.1	28.2	31.8	18.5	37.3	34.1	38.5	38.7
4. Mostly agree	19.6	19.4	19.9	20.7	12.5	17.9	21.2	18.7	20.4	21.7	10.8	22.7	18.1	16.9	16.8	16.6
5. Agree	30.6	28.3	32.1	30.0	34.5	31.4	30.2	28.6	33.8	31.4	26.4	39.0	25.1	27.4	21.2	10.0
<i>Item 20930 Subject A11c</i>	<i>N 2051</i>	<i>937</i>	<i>1037</i>	<i>1474</i>	<i>221</i>	<i>348</i>	<i>554</i>	<i>728</i>	<i>422</i>	<i>1618</i>	<i>407</i>	<i>899</i>	<i>500</i>	<i>242</i>	<i>334</i>	<i>51</i>

QUESTIONNAIRE FORM 5 1999	TOTAL	SEX		RACE		REGION				COLLEGE PLANS?		ILLICIT DRUG USE: LIFETIME				
		M	F	White	Black	NE	NC	S	W	Yes	No	None	Mari- juana Only	Few Pills	More Pills	Any Her- oin
<i>N (Weighted No. of Cases):</i>	2348	1078	1148	1625	272	433	616	847	453	1784	468	1009	578	269	381	60
<i>% of Weighted Total:</i>	100.0	45.9	48.9	69.2	11.6	18.4	26.2	36.0	19.3	75.9	19.9	43.0	24.6	11.5	16.2	2.6
E04: In my opinion, when a girl my age is smoking a cigarette, it makes her look . . .																
E04A: Cool, calm, in-control																
1. Disagree	60.6	58.5	61.1	59.8	63.2	61.7	58.5	58.1	66.8	62.3	55.0	75.5	50.3	51.2	46.7	39.8
2. Mostly disagree	8.7	9.2	8.4	8.9	10.1	6.5	9.8	8.4	9.3	8.4	9.3	8.4	7.9	10.7	9.3	4.8
3. Neither	25.8	26.8	25.6	27.1	22.8	27.7	25.7	29.3	18.3	25.0	28.6	12.7	35.8	32.1	37.4	46.8
4. Mostly agree	2.6	2.2	3.2	2.6	1.0	2.9	3.1	1.9	2.9	2.7	2.3	1.7	3.5	4.1	2.5	5.0
5. Agree	2.3	3.2	1.8	1.7	2.9	1.1	2.9	2.3	2.7	1.6	4.8	1.7	2.4	1.9	4.0	3.6
<i>Item 20940 Subject A11c</i>	<i>N</i> 2050	930	1041	1471	218	350	553	723	425	1616	406	897	500	243	334	51
E04B: Insecure																
1. Disagree	19.2	21.0	16.7	17.6	24.3	19.9	17.1	20.8	18.6	17.0	27.5	16.3	20.0	20.2	24.3	24.1
2. Mostly disagree	6.1	6.2	6.4	6.6	6.3	7.4	6.7	5.7	4.8	5.9	6.6	5.6	6.3	7.8	6.0	1.9
3. Neither	34.7	35.5	34.9	35.4	31.9	39.3	32.7	36.4	30.4	34.5	36.2	24.6	43.1	40.4	42.4	49.1
4. Mostly agree	14.5	13.3	15.3	16.0	9.4	12.2	18.9	12.6	13.7	15.5	10.4	17.5	11.3	12.7	12.3	17.2
5. Agree	25.6	24.1	26.6	24.5	28.1	21.2	24.6	24.4	32.5	27.1	19.3	36.0	19.4	18.8	15.0	7.7
<i>Item 20950 Subject A11c</i>	<i>N</i> 2047	931	1039	1471	216	350	551	722	425	1616	406	896	499	243	333	50
E04C: Independent and liberated																
1. Disagree	51.6	48.6	53.2	51.0	56.0	52.9	50.7	48.9	56.1	53.7	43.4	67.1	42.1	38.5	36.5	33.5
2. Mostly disagree	8.9	9.5	8.5	9.2	7.7	8.1	9.0	8.8	9.7	8.2	11.7	8.0	8.4	10.2	10.8	8.9
3. Neither	31.4	32.2	31.3	32.0	30.8	32.7	30.4	34.3	26.7	30.4	35.7	18.5	42.4	39.2	40.9	51.0
4. Mostly agree	4.6	5.0	4.3	4.6	2.8	4.8	5.7	4.1	3.7	4.9	2.9	3.4	4.2	5.8	7.3	6.6
5. Agree	3.5	4.6	2.6	3.2	2.8	1.4	4.2	3.9	3.7	2.8	6.3	2.9	2.9	6.3	4.7	-
<i>Item 20960 Subject A11c</i>	<i>N</i> 2046	929	1040	1470	217	347	551	722	425	1614	406	896	499	243	333	50
E04D: Conforming																
1. Disagree	34.8	35.1	33.4	32.1	44.7	34.9	31.5	33.9	40.3	33.9	39.1	41.0	28.5	29.7	31.2	32.5
2. Mostly disagree	6.4	7.2	5.7	5.9	7.6	6.9	6.0	6.1	6.9	5.8	8.3	5.9	6.1	8.7	6.7	1.3
3. Neither	38.3	36.2	40.9	38.5	38.4	39.1	36.9	41.4	34.3	37.0	44.0	29.2	45.9	45.0	44.6	46.5
4. Mostly agree	9.6	10.2	9.4	11.7	2.0	9.5	12.4	7.4	9.6	11.2	3.5	10.0	10.5	7.7	8.5	12.4
5. Agree	11.0	11.3	10.6	11.7	7.3	9.6	13.2	11.2	8.9	12.2	5.1	13.8	9.0	8.9	9.0	7.3
<i>Item 20970 Subject A11c</i>	<i>N</i> 2040	929	1034	1468	216	346	551	721	421	1609	405	891	497	243	333	51
E04E: Mature, sophisticated																
1. Disagree	58.3	55.8	59.6	58.8	58.6	59.4	58.4	55.1	62.9	60.2	51.8	74.4	46.5	52.0	41.9	34.0
2. Mostly disagree	9.3	10.4	8.6	9.9	6.5	7.4	10.2	9.6	9.1	9.2	8.8	8.0	8.8	9.8	12.6	10.8
3. Neither	27.9	28.1	28.1	27.9	27.9	28.9	26.9	30.7	23.4	26.7	32.8	14.8	38.3	34.1	39.2	48.5
4. Mostly agree	2.1	2.3	1.8	2.0	3.2	2.5	2.4	2.1	1.2	2.0	2.2	0.8	3.6	1.7	2.8	5.1
5. Agree	2.5	3.3	1.8	1.4	3.8	1.8	2.1	2.5	3.3	1.8	4.3	2.0	2.9	2.4	3.5	1.5
<i>Item 20980 Subject A11c</i>	<i>N</i> 2022	921	1024	1454	210	345	547	711	418	1597	401	885	490	242	329	50
E04F: Like she's TRYING to appear mature and sophisticated																
1. Disagree	16.9	19.4	13.8	15.8	23.1	16.7	15.4	18.9	15.7	14.7	26.3	17.4	15.6	17.5	17.3	18.3
2. Mostly disagree	4.3	4.8	4.2	4.7	4.8	5.5	5.9	2.6	4.3	4.2	4.6	4.3	4.0	4.4	3.4	12.6
3. Neither	26.2	25.9	27.0	26.1	24.8	25.7	25.5	29.3	22.4	25.8	29.0	15.7	32.9	32.6	36.6	48.2
4. Mostly agree	18.4	18.1	18.9	20.4	9.6	19.6	20.7	16.2	18.0	19.7	12.5	19.8	18.7	15.5	18.5	5.0
5. Agree	34.1	31.8	36.1	33.1	37.7	32.6	32.4	32.9	39.6	35.6	27.6	42.8	28.8	30.0	24.2	15.8
<i>Item 20990 Subject A11c</i>	<i>N</i> 2033	925	1032	1463	216	344	551	718	419	1603	405	890	498	241	331	48
E05: Do you agree or disagree . . .																
E05A: Smokers know how to enjoy life more than non-smokers																
1. Disagree	70.6	66.0	73.9	70.9	65.9	74.1	68.0	67.8	75.9	72.7	63.8	78.7	65.3	66.5	63.5	55.6
2. Mostly disagree	8.4	8.8	8.4	8.3	6.4	6.7	9.9	7.6	9.2	7.5	11.6	7.8	9.2	10.5	6.7	10.5
3. Neither	16.7	19.0	14.9	17.7	17.9	15.5	20.2	18.6	9.7	16.2	18.2	11.1	20.3	17.2	23.9	26.4
4. Mostly agree	1.9	2.3	1.6	1.5	4.1	1.8	1.0	2.7	1.9	1.6	2.8	1.1	2.2	2.9	1.9	5.6
5. Agree	2.4	4.0	1.2	1.6	5.8	1.9	0.9	3.4	3.3	2.0	3.7	1.3	3.0	2.9	4.1	1.9
<i>Item 21000 Subject A11c</i>	<i>N</i> 2044	930	1038	1469	217	345	553	722	424	1614	403	894	497	242	333	52

QUESTIONNAIRE FORM 5 1999	TOTAL	SEX		RACE		REGION				COLLEGE PLANS?		ILLICIT DRUG USE: LIFETIME				
		M	F	White	Black	NE	NC	S	W	Yes	No	None	Mari- juana Only	Few Pills	More Pills	Any Her- oin
<i>N (Weighted No. of Cases):</i>	2348	1078	1148	1625	272	433	616	847	453	1784	468	1009	578	269	381	60
<i>% of Weighted Total:</i>	100.0	45.9	48.9	69.2	11.6	18.4	26.2	36.0	19.3	75.9	19.9	43.0	24.6	11.5	16.2	2.6
E05B: I prefer to date people who don't smoke																
1. Disagree	10.1	11.0	9.0	9.2	13.0	10.5	10.5	10.2	9.1	7.7	19.5	5.8	10.6	15.7	14.6	22.2
2. Mostly disagree	3.0	2.8	3.3	3.2	1.8	2.6	3.1	3.6	2.3	3.0	3.0	1.3	4.6	1.7	5.3	6.8
3. Neither	22.5	21.6	23.8	24.2	18.4	19.3	27.2	24.6	15.5	21.4	27.3	12.4	28.3	31.0	31.6	44.2
4. Mostly agree	10.8	10.8	10.5	10.7	13.0	13.3	7.7	12.1	10.3	10.9	9.6	9.6	11.4	9.8	13.9	8.7
5. Agree	53.6	53.8	53.3	52.7	53.7	54.2	51.6	49.5	62.8	57.1	40.6	70.9	45.1	41.8	34.6	18.0
<i>Item 21010 Subject A11c</i>	<i>N</i>	<i>2043</i>	<i>928</i>	<i>1037</i>	<i>1468</i>	<i>346</i>	<i>554</i>	<i>720</i>	<i>424</i>	<i>1612</i>	<i>404</i>	<i>892</i>	<i>497</i>	<i>241</i>	<i>334</i>	<i>52</i>
E05C: The harmful effects of cigarettes have been exaggerated																
1. Disagree	48.5	46.7	49.8	50.6	42.7	50.7	50.7	45.3	49.1	51.0	40.2	57.9	44.7	43.8	33.4	41.9
2. Mostly disagree	19.4	19.7	19.2	20.4	13.7	23.1	18.7	17.7	20.3	21.4	11.9	16.4	21.7	20.4	24.1	22.6
3. Neither	17.7	18.9	16.9	16.8	19.6	13.9	19.1	18.9	16.8	15.1	27.9	13.9	20.2	16.8	23.0	18.8
4. Mostly agree	7.2	7.3	7.1	7.2	7.5	5.8	8.7	8.2	4.7	6.5	8.9	5.0	5.7	11.8	10.9	13.6
5. Agree	7.3	7.4	7.0	5.0	16.4	6.5	2.8	10.0	9.1	6.0	11.1	6.8	7.7	7.3	8.7	3.1
<i>Item 21020 Subject A11c</i>	<i>N</i>	<i>2033</i>	<i>923</i>	<i>1034</i>	<i>1467</i>	<i>347</i>	<i>551</i>	<i>715</i>	<i>420</i>	<i>1605</i>	<i>403</i>	<i>885</i>	<i>493</i>	<i>241</i>	<i>336</i>	<i>52</i>
E05D: I think that becoming a smoker reflects poor judgment																
1. Disagree	13.6	14.5	12.8	12.3	15.3	15.8	11.4	14.1	13.9	12.1	19.5	10.2	14.9	17.8	17.5	16.8
2. Mostly disagree	7.2	7.5	7.0	7.6	3.4	6.2	9.1	6.4	6.8	6.3	10.4	5.1	9.2	7.1	9.0	12.7
3. Neither	23.7	22.7	25.1	24.0	25.6	21.5	25.0	25.7	20.7	22.7	28.2	18.2	26.3	31.1	27.1	38.5
4. Mostly agree	16.5	16.3	16.6	17.3	8.3	16.5	17.0	16.8	15.5	18.0	10.5	14.2	18.3	16.8	21.1	13.2
5. Agree	38.9	39.0	38.6	38.8	47.4	40.0	37.5	37.0	43.1	40.9	31.4	52.2	31.2	27.2	25.2	18.8
<i>Item 21030 Subject A11c</i>	<i>N</i>	<i>2032</i>	<i>919</i>	<i>1034</i>	<i>1461</i>	<i>343</i>	<i>551</i>	<i>714</i>	<i>424</i>	<i>1602</i>	<i>403</i>	<i>891</i>	<i>489</i>	<i>240</i>	<i>333</i>	<i>52</i>
E05E: I personally don't mind being around people who are smoking																
1. Disagree	26.3	23.6	27.9	23.7	40.1	30.0	21.7	23.9	33.6	26.9	24.8	37.3	22.2	16.0	12.4	11.4
2. Mostly disagree	15.2	15.4	15.6	16.0	12.8	15.9	17.5	14.1	13.6	16.4	10.0	20.4	10.7	11.9	11.0	9.8
3. Neither	17.2	18.3	16.2	17.5	16.6	16.7	17.6	18.3	15.1	16.2	20.7	16.9	17.5	17.3	17.2	14.2
4. Mostly agree	18.9	19.9	18.4	19.8	11.7	18.7	22.1	17.1	18.0	19.0	18.4	13.9	25.2	22.0	20.1	27.7
5. Agree	22.3	22.8	21.9	23.0	18.8	18.6	21.1	26.7	19.6	21.5	26.2	11.5	24.4	32.9	39.4	36.9
<i>Item 21040 Subject A11c</i>	<i>N</i>	<i>2030</i>	<i>920</i>	<i>1033</i>	<i>1462</i>	<i>344</i>	<i>546</i>	<i>716</i>	<i>424</i>	<i>1602</i>	<i>403</i>	<i>891</i>	<i>492</i>	<i>240</i>	<i>331</i>	<i>52</i>
E05F: Smoking is a dirty habit																
1. Disagree	9.6	10.3	8.8	8.0	14.7	11.9	7.3	9.5	10.9	8.4	14.4	7.1	10.4	11.6	13.0	13.4
2. Mostly disagree	5.3	5.8	4.9	5.2	6.6	3.6	7.9	5.6	2.7	4.8	7.0	3.2	5.9	6.5	6.1	19.8
3. Neither	15.4	16.3	14.5	16.1	13.4	12.6	18.3	16.3	12.4	13.5	22.1	10.4	17.8	16.9	23.0	19.0
4. Mostly agree	17.5	18.4	17.4	17.8	13.2	20.4	16.5	17.1	17.2	18.2	15.3	14.8	19.3	18.3	20.5	24.2
5. Agree	52.2	49.1	54.4	52.9	52.1	51.5	49.9	51.6	56.8	55.1	41.2	64.5	46.6	46.8	37.4	23.7
<i>Item 21050 Subject A11c</i>	<i>N</i>	<i>2033</i>	<i>920</i>	<i>1036</i>	<i>1464</i>	<i>347</i>	<i>548</i>	<i>716</i>	<i>423</i>	<i>1605</i>	<i>402</i>	<i>890</i>	<i>492</i>	<i>240</i>	<i>333</i>	<i>52</i>
E05G: I strongly dislike being near people who are smoking																
1. Disagree	25.4	26.7	24.9	26.0	23.1	26.3	28.2	24.8	22.1	23.0	36.3	14.9	29.4	34.9	38.0	48.2
2. Mostly disagree	11.9	11.6	12.0	13.1	9.6	11.7	15.4	12.2	7.2	12.4	9.3	9.6	13.8	14.4	13.8	13.4
3. Neither	23.3	25.5	21.5	24.1	18.2	22.2	20.2	27.3	21.7	23.4	23.2	19.7	28.3	23.7	26.3	18.6
4. Mostly agree	13.7	12.6	15.0	13.7	11.0	15.2	14.8	11.4	14.8	14.1	11.2	18.4	10.0	10.0	9.4	7.4
5. Agree	25.7	23.6	26.6	23.1	38.1	24.5	21.4	24.4	34.2	27.1	20.0	37.3	18.5	17.1	12.5	12.3
<i>Item 21055 Subject A11c</i>	<i>N</i>	<i>2030</i>	<i>919</i>	<i>1034</i>	<i>1460</i>	<i>342</i>	<i>548</i>	<i>715</i>	<i>424</i>	<i>1603</i>	<i>402</i>	<i>891</i>	<i>492</i>	<i>239</i>	<i>331</i>	<i>52</i>
Lately there has been some attention paid to certain drugs, including "crack" (cocaine in chunks or rocks).																
E06: On how many occasions (if any) have you used "crack" cocaine?																
E06A: . . . in your lifetime?																
1. 0 occasions	94.6	94.6	94.4	94.6	100.0	93.8	94.4	95.4	94.2	95.4	91.7	100.0	100.0	92.7	80.5	45.5
2. 1-2 occasions	2.6	2.5	2.9	2.3	-	1.4	3.6	1.8	3.8	2.6	2.9	-	-	7.3	6.9	25.5
3. 3-5 occasions	0.7	0.6	0.9	0.9	-	1.7	0.7	0.7	0.2	0.7	0.9	-	-	-	2.8	11.6
4. 6-9 occasions	0.6	0.7	0.6	0.5	-	1.2	0.3	0.7	0.6	0.4	1.4	-	-	-	2.5	9.6
5. 10-19 occasions	0.4	0.4	0.3	0.5	-	0.1	0.7	0.4	-	0.3	0.7	-	-	-	1.9	2.0
6. 20-39 occasions	0.3	0.2	0.4	0.4	-	0.3	0.1	0.5	0.4	0.4	0.2	-	-	-	1.8	1.4
7. 40 or more	0.7	0.9	0.4	0.8	-	1.5	0.2	0.6	0.9	0.3	2.3	-	-	-	3.6	4.3
<i>Item 22260 Subject A01a</i>	<i>N</i>	<i>2007</i>	<i>909</i>	<i>1022</i>	<i>1449</i>	<i>338</i>	<i>544</i>	<i>706</i>	<i>419</i>	<i>1592</i>	<i>391</i>	<i>885</i>	<i>491</i>	<i>237</i>	<i>327</i>	<i>49</i>

QUESTIONNAIRE FORM 5 1999	TOTAL	SEX		RACE		REGION				COLLEGE PLANS?		ILLICIT DRUG USE: LIFETIME				
		M	F	White	Black	NE	NC	S	W	Yes	No	None	Mari- juana Only	Few Pills	More Pills	Any Her- oin
<i>N (Weighted No. of Cases):</i>	2348	1078	1148	1625	272	433	616	847	453	1784	468	1009	578	269	381	60
<i>% of Weighted Total:</i>	100.0	45.9	48.9	69.2	11.6	18.4	26.2	36.0	19.3	75.9	19.9	43.0	24.6	11.5	16.2	2.6
E06B: . . . during the last 12 months?																
1. 0 occasions	96.9	97.0	96.6	96.9	100.0	96.2	97.2	97.0	96.7	97.5	94.6	100.0	100.0	97.3	86.5	73.6
2. 1-2 occasions	1.7	1.5	2.0	1.5	-	1.5	1.9	1.4	1.9	1.5	2.1	-	-	2.7	5.6	19.5
3. 3-5 occasions	0.3	0.1	0.5	0.2	-	0.4	-	0.3	0.5	0.3	0.4	-	-	-	1.5	1.5
4. 6-9 occasions	0.1	0.1	0.1	0.1	-	0.2	0.2	-	-	-	0.3	-	-	-	0.3	1.1
5. 10-19 occasions	0.4	0.4	0.4	0.6	-	0.4	0.4	0.6	0.1	0.4	0.4	-	-	-	2.4	1.0
6. 20-39 occasions	0.1	0.1	0.2	0.1	-	0.2	0.1	-	0.2	0.1	0.3	-	-	-	0.5	1.3
7. 40 or more	0.6	0.9	0.2	0.6	-	1.2	0.2	0.6	0.5	0.3	1.9	-	-	-	3.2	2.0
<i>Item 22270 Subject A01b</i>	<i>N</i> 2007	908	1023	1449	208	338	544	706	419	1591	392	886	491	237	327	48
E06C: . . . during the last 30 days?																
1. 0 occasions	99.0	98.9	99.2	99.0	100.0	98.6	99.3	98.9	99.1	99.5	97.3	100.0	100.0	100.0	95.1	91.8
2. 1-2 occasions	0.3	0.1	0.5	0.3	-	0.1	0.5	0.2	0.2	0.2	0.6	-	-	-	1.2	3.1
3. 3-5 occasions	0.1	0.1	0.1	0.1	-	-	0.1	0.1	0.2	0.1	0.2	-	-	-	0.7	-
4. 6-9 occasions	-	-	-	-	-	-	-	-	-	-	-	-	-	-	-	-
5. 10-19 occasions	0.2	0.3	0.1	0.2	-	0.2	-	0.4	-	*	0.6	-	-	-	0.8	1.3
6. 20-39 occasions	*	-	0.1	0.1	-	-	-	0.1	-	0.1	-	-	-	-	0.3	-
7. 40 or more	0.4	0.6	0.1	0.3	-	1.2	-	0.3	0.5	0.1	1.2	-	-	-	1.9	3.8
<i>Item 22280 Subject A01c</i>	<i>N</i> 2007	908	1022	1448	208	338	544	706	419	1591	391	885	491	237	327	49
E07: The next questions ask how you feel about the amount of supervision that you received from your parents (or guardians) during your high school years. For each of the following areas, do you feel that you received about the right amount of supervision, too little, or too much?																
E07A: What kinds of parties, dances or other events you could go to (NOTE: This question was omitted in the questionnaires administered in California, beginning in 1997, due to state requirements.)																
1. Far too little supervision	14.1	17.1	11.5	13.1	15.2	13.9	15.5	13.5	13.1	12.0	22.3	8.4	15.4	15.8	24.1	26.0
2. Too little	9.3	11.8	6.8	9.7	8.3	8.5	10.2	9.3	8.4	9.0	10.2	6.6	12.7	12.1	8.9	9.7
3. About right	60.3	55.3	65.9	62.9	53.9	62.2	60.5	58.5	62.5	62.7	53.2	70.0	53.3	56.4	49.0	57.4
4. Too much supervision	10.7	10.5	10.0	10.3	11.1	11.1	10.4	10.6	11.3	11.0	8.5	9.4	11.3	11.8	13.3	3.1
5. Far too much	5.6	5.3	5.8	4.0	11.5	4.3	3.4	8.1	4.7	5.3	5.9	5.5	7.2	4.0	4.7	3.8
<i>Item 21800 Subject M03</i>	<i>N</i> 1811	820	916	1359	203	339	539	712	221	1424	357	793	448	196	302	49
E07B: How late you stayed out on dates (NOTE: This question was omitted in the questionnaires administered in California, beginning in 1997, due to state requirements.)																
1. Far too little supervision	9.1	12.4	6.1	8.1	12.1	10.6	10.0	8.8	5.5	7.9	14.0	5.9	9.9	9.9	15.0	11.5
2. Too little	7.1	9.2	5.2	5.8	12.4	5.7	7.5	7.6	6.5	6.1	9.5	5.2	7.7	4.6	11.0	8.4
3. About right	59.0	57.0	62.2	61.7	48.2	60.0	59.8	55.6	66.6	60.5	54.7	65.4	53.3	64.7	51.0	45.9
4. Too much supervision	16.5	13.7	18.1	17.2	15.7	16.9	15.9	16.9	16.4	17.4	13.7	15.4	19.3	14.8	16.8	20.3
5. Far too much	8.3	7.7	8.4	7.2	11.5	6.9	6.8	11.1	5.1	8.1	8.1	8.1	9.9	6.0	6.1	13.9
<i>Item 21810 Subject M03</i>	<i>N</i> 1804	819	910	1356	200	333	541	710	220	1418	357	787	445	199	300	49
E07C: The way you dressed (NOTE: This question was omitted in the questionnaires administered in California, beginning in 1997, due to state requirements.)																
1. Far too little supervision	9.3	11.8	6.9	6.7	16.6	10.3	7.5	10.7	7.3	8.0	13.5	5.9	9.3	13.6	13.7	12.5
2. Too little	4.4	5.1	3.7	3.6	6.0	3.9	3.9	4.4	6.5	3.8	6.4	3.5	5.0	4.1	6.2	3.0
3. About right	75.3	73.4	77.7	80.2	58.7	72.1	80.1	72.4	77.3	76.9	70.1	79.4	74.3	73.0	67.1	83.1
4. Too much supervision	6.0	4.7	7.2	5.0	9.9	8.8	4.2	6.5	4.7	6.4	4.0	7.1	5.2	5.3	6.2	0.7
5. Far too much	5.1	5.1	4.4	4.4	8.8	4.9	4.3	6.0	4.3	4.8	6.0	4.1	6.3	4.1	6.8	0.7
<i>Item 21820 Subject M03</i>	<i>N</i> 1802	814	913	1353	200	333	540	708	221	1421	353	790	443	197	300	49

QUESTIONNAIRE FORM 5 1999	TOTAL	SEX		RACE		REGION				COLLEGE PLANS?		ILLICIT DRUG USE: LIFETIME					
		M	F	White	Black	NE	NC	S	W	Yes	No	None	Mari- juana Only	Few Pills	More Pills	Any Her- oin	
<i>N (Weighted No. of Cases):</i>	2348	1078	1148	1625	272	433	616	847	453	1784	468	1009	578	269	381	60	
<i>% of Weighted Total:</i>	100.0	45.9	48.9	69.2	11.6	18.4	26.2	36.0	19.3	75.9	19.9	43.0	24.6	11.5	16.2	2.6	
E07D: What you did with your money (NOTE: This question was omitted in the questionnaires administered in California, beginning in 1997, due to state requirements.)																	
1. Far too little supervision	7.3	9.7	5.3	6.2	11.8	10.4	6.6	7.3	4.6	6.4	11.1	5.0	8.9	7.6	10.0	12.3	
2. Too little	10.7	11.2	10.0	10.1	11.7	13.0	9.4	10.8	9.9	10.0	12.5	8.1	11.1	11.5	14.9	13.8	
3. About right	61.9	58.5	65.1	65.2	47.8	62.0	63.8	59.2	65.4	64.3	53.8	67.7	60.9	60.6	51.8	54.2	
4. Too much supervision	13.0	14.2	11.9	13.1	13.4	10.8	13.7	13.4	13.6	13.1	12.5	13.6	10.9	14.5	15.0	7.9	
5. Far too much	7.1	6.4	7.7	5.4	15.3	3.8	6.6	9.2	6.4	6.1	10.0	5.6	8.2	5.8	8.3	11.8	
<i>Item 21830 Subject M03</i>	<i>N</i>	<i>1804</i>	<i>817</i>	<i>914</i>	<i>1356</i>	<i>199</i>	<i>332</i>	<i>541</i>	<i>709</i>	<i>222</i>	<i>1420</i>	<i>356</i>	<i>794</i>	<i>441</i>	<i>198</i>	<i>300</i>	<i>50</i>
E07E: How often you went out in the evening (NOTE: This question was omitted in the questionnaires administered in California, beginning in 1997, due to state requirements.)																	
1. Far too little supervision	7.4	10.1	5.1	6.3	11.3	7.3	7.8	8.1	4.0	6.3	11.7	4.3	9.8	7.5	10.4	13.1	
2. Too little	6.4	7.9	4.6	5.3	9.0	4.2	7.9	6.4	5.5	5.3	10.2	5.1	5.4	5.3	10.3	8.9	
3. About right	61.4	60.6	62.9	65.2	50.9	63.7	61.9	58.9	64.5	63.1	56.0	65.1	58.9	65.4	54.1	56.6	
4. Too much supervision	16.2	14.0	17.9	16.2	15.0	17.4	14.9	16.0	18.8	16.8	13.3	16.4	16.7	15.4	16.4	15.9	
5. Far too much	8.7	7.4	9.4	7.0	13.8	7.4	7.5	10.6	7.2	8.4	8.8	9.0	9.1	6.4	8.8	5.4	
<i>Item 21840 Subject M03</i>	<i>N</i>	<i>1799</i>	<i>816</i>	<i>910</i>	<i>1352</i>	<i>200</i>	<i>331</i>	<i>541</i>	<i>706</i>	<i>221</i>	<i>1413</i>	<i>357</i>	<i>794</i>	<i>439</i>	<i>197</i>	<i>298</i>	<i>49</i>
E07F: How much time you spent on homework (NOTE: This question was omitted in the questionnaires administered in California, beginning in 1997, due to state requirements.)																	
1. Far too little supervision	12.0	15.0	9.0	10.9	15.6	10.9	13.4	11.4	12.2	9.9	20.8	8.9	13.1	12.4	17.8	13.1	
2. Too little	16.6	17.6	15.8	16.4	15.9	16.6	14.5	17.0	20.3	16.1	17.7	13.9	17.7	20.0	19.5	17.8	
3. About right	55.1	51.7	58.3	57.2	46.9	53.9	57.4	54.4	54.0	56.4	51.3	59.0	53.1	52.5	50.0	52.9	
4. Too much supervision	10.4	10.1	10.6	11.1	9.5	13.5	11.1	8.8	9.0	11.5	5.5	11.2	10.0	10.3	9.0	8.9	
5. Far too much	5.9	5.6	6.4	4.5	12.0	5.1	3.7	8.4	4.5	6.1	4.7	7.0	6.1	4.9	3.7	7.3	
<i>Item 21850 Subject M03</i>	<i>N</i>	<i>1798</i>	<i>812</i>	<i>913</i>	<i>1349</i>	<i>200</i>	<i>329</i>	<i>541</i>	<i>706</i>	<i>222</i>	<i>1411</i>	<i>357</i>	<i>790</i>	<i>441</i>	<i>197</i>	<i>298</i>	<i>50</i>
E07G: What courses you took in school (NOTE: This question was omitted in the questionnaires administered in California, beginning in 1997, due to state requirements.)																	
1. Far too little supervision	8.0	8.9	7.2	6.0	12.9	9.3	8.1	8.1	5.2	6.4	14.7	4.8	11.0	9.5	10.7	9.7	
2. Too little	10.6	11.1	9.8	10.2	10.7	8.7	9.6	10.9	15.1	9.8	13.8	9.2	9.4	14.7	13.7	10.2	
3. About right	68.1	66.6	70.4	71.8	57.3	66.6	71.0	65.8	70.3	70.1	60.6	70.4	69.5	63.4	63.7	61.2	
4. Too much supervision	7.8	7.9	6.9	7.5	7.2	9.2	8.4	7.4	5.2	8.0	6.0	9.1	4.5	8.7	7.1	13.4	
5. Far too much	5.6	5.4	5.7	4.5	12.0	6.2	2.8	7.8	4.1	5.6	5.0	6.6	5.5	3.7	4.8	5.5	
<i>Item 21860 Subject M03</i>	<i>N</i>	<i>1795</i>	<i>810</i>	<i>910</i>	<i>1346</i>	<i>200</i>	<i>329</i>	<i>540</i>	<i>707</i>	<i>219</i>	<i>1410</i>	<i>356</i>	<i>789</i>	<i>440</i>	<i>197</i>	<i>299</i>	<i>49</i>
E07H: The hours you could work during the school year (NOTE: This question was omitted in the questionnaires administered in California, beginning in 1997, due to state requirements.)																	
1. Far too little supervision	8.8	11.3	6.9	7.1	15.2	10.6	8.6	9.5	4.7	6.6	17.1	4.9	10.6	9.9	14.8	6.4	
2. Too little	8.5	8.6	8.1	7.8	10.7	6.9	9.1	9.5	6.7	7.7	11.2	7.1	10.1	10.8	9.1	4.9	
3. About right	70.1	67.6	72.6	73.3	56.7	72.6	71.2	65.5	78.6	73.3	59.6	75.6	66.6	66.7	63.1	75.9	
4. Too much supervision	7.0	6.5	7.0	7.0	8.9	5.5	7.8	7.3	6.0	7.1	5.5	7.0	7.1	7.3	7.7	1.7	
5. Far too much	5.5	5.9	5.3	4.7	8.5	4.3	3.4	8.2	4.0	5.2	6.6	5.4	5.6	5.3	5.3	11.2	
<i>Item 21870 Subject M03</i>	<i>N</i>	<i>1782</i>	<i>802</i>	<i>904</i>	<i>1337</i>	<i>197</i>	<i>323</i>	<i>539</i>	<i>700</i>	<i>220</i>	<i>1398</i>	<i>356</i>	<i>781</i>	<i>437</i>	<i>196</i>	<i>297</i>	<i>49</i>

QUESTIONNAIRE FORM 5 1999	TOTAL	SEX		RACE		REGION				COLLEGE PLANS?		ILLICIT DRUG USE: LIFETIME				
		M	F	White	Black	NE	NC	S	W	Yes	No	None	Mari- juana Only	Few Pills	More Pills	Any Her- oin
<i>N (Weighted No. of Cases):</i>	2348	1078	1148	1625	272	433	616	847	453	1784	468	1009	578	269	381	60
<i>% of Weighted Total:</i>	100.0	45.9	48.9	69.2	11.6	18.4	26.2	36.0	19.3	75.9	19.9	43.0	24.6	11.5	16.2	2.6
E07I: How much TV you watched (NOTE: This question was omitted in the questionnaires administered in California, beginning in 1997, due to state requirements.)																
1. Far too little supervision	13.2	15.0	11.6	10.5	21.7	13.8	11.7	14.7	11.1	11.9	18.6	9.4	14.2	14.3	20.2	15.9
2. Too little	10.5	9.8	10.4	9.4	14.3	8.6	11.8	9.4	14.0	9.9	12.0	11.6	10.8	9.4	9.6	-
3. About right	66.5	63.5	69.6	72.5	44.4	69.1	67.5	63.8	68.8	67.9	63.0	68.2	65.1	71.2	60.2	74.8
4. Too much supervision	5.0	6.8	3.7	4.2	8.6	5.0	5.0	6.0	1.9	5.4	2.9	5.4	5.4	2.3	4.9	6.0
5. Far too much	4.8	4.9	4.7	3.4	11.0	3.5	4.0	6.1	4.3	4.9	3.6	5.3	4.4	2.8	5.1	3.4
<i>Item 21880 Subject M03</i>	<i>N</i> 1791	809	907	1344	200	326	540	706	219	1405	357	791	437	197	295	49
E07J: What kinds of TV programs you watched (NOTE: This question was omitted in the questionnaires administered in California, beginning in 1997, due to state requirements.)																
1. Far too little supervision	14.7	17.5	12.3	12.4	21.6	14.2	13.6	16.2	13.6	13.6	19.8	10.0	16.1	16.1	24.1	15.0
2. Too little	8.7	8.3	8.0	7.2	14.5	7.5	8.9	8.6	10.0	8.2	10.0	8.4	8.7	9.8	8.8	5.4
3. About right	66.0	62.8	69.2	70.7	47.1	68.4	67.5	63.3	67.2	68.3	57.7	71.4	64.3	67.1	54.1	69.6
4. Too much supervision	6.2	6.6	6.1	6.3	8.0	6.5	6.7	6.1	5.1	5.6	7.9	6.3	5.9	4.0	7.8	5.6
5. Far too much	4.4	4.7	4.3	3.3	8.8	3.5	3.3	5.8	4.2	4.2	4.6	3.9	5.0	3.0	5.2	4.4
<i>Item 21890 Subject M03</i>	<i>N</i> 1790	808	907	1341	202	325	540	707	219	1406	356	791	436	196	296	49
E08: Over the LAST 12 MONTHS, about how often have you gone to parties?																
1. Not at all—GO TO Q.E10	15.7	14.7	16.9	14.4	30.5	13.7	10.7	20.7	15.3	15.2	16.6	25.3	8.7	9.7	4.7	11.0
2. Once a month or less	29.8	26.4	32.7	30.2	26.4	27.9	33.5	27.7	30.0	30.6	27.0	40.1	26.0	23.5	18.6	3.1
3. 2 or 3 times a month	24.8	23.9	25.2	24.6	22.7	26.3	25.1	22.0	27.8	25.4	22.7	21.3	28.0	28.7	27.3	13.9
4. About once a week	13.7	18.7	9.3	14.8	5.8	12.7	15.2	13.7	12.6	13.4	15.3	8.0	16.7	15.9	20.5	30.4
5. 2 or 3 times a week	12.1	11.9	12.4	12.1	8.0	14.8	12.8	10.6	11.6	12.4	10.7	3.7	15.3	20.5	21.4	26.7
6. Over 3 times a week	3.9	4.5	3.5	3.9	6.6	4.5	2.7	5.3	2.7	3.0	7.6	1.6	5.3	1.7	7.5	14.9
<i>Item 21900 Subject C07</i>	<i>N</i> 1973	891	1004	1415	205	325	534	700	414	1556	387	860	471	234	332	52
E09: Now think about the parties you went to in the last 12 months. How often . . .																
E09A: Were people over age 30 present at least some of the time?																
1. Never	40.7	40.9	40.6	40.3	41.3	39.6	38.6	39.6	46.2	41.4	37.6	39.8	46.2	45.7	32.7	30.9
2. Seldom	27.9	26.9	28.7	30.5	23.7	26.6	32.5	26.8	24.5	29.1	22.8	21.7	29.2	28.0	38.6	31.6
3. Sometimes	18.8	20.1	17.6	18.4	20.2	20.0	18.2	21.3	14.9	17.6	24.5	19.7	16.0	20.4	19.7	18.3
4. Most times	8.2	8.1	8.6	7.6	3.8	10.3	7.5	6.7	9.9	7.6	10.2	12.6	5.1	4.1	5.7	12.6
5. Always	4.4	4.0	4.6	3.2	11.1	3.5	3.2	5.7	4.6	4.3	4.8	6.3	3.5	1.8	3.2	6.6
<i>Item 21910 Subject C07, M02</i>	<i>N†</i> 1701	787	841	1232	158	281	485	578	357	1338	339	664	441	214	315	48
E09B: Did someone get high on alcohol?																
1. Never	14.3	15.9	13.7	13.1	21.9	9.5	16.0	15.3	14.2	15.0	12.2	28.0	6.2	7.4	4.2	-
2. Seldom	6.0	6.2	5.7	5.1	9.9	5.0	7.4	5.1	6.4	6.5	3.1	9.3	2.8	4.4	4.8	3.2
3. Sometimes	15.9	15.5	15.0	13.2	27.3	13.2	16.8	17.7	13.7	14.1	21.9	19.7	15.8	14.8	9.3	7.5
4. Most times	21.3	18.9	23.8	22.8	15.5	27.5	18.6	18.9	23.9	22.2	18.6	19.0	24.1	23.3	20.1	21.6
5. Always	42.6	43.5	41.8	45.7	25.4	44.7	41.3	43.0	41.8	42.3	44.2	24.0	51.2	50.1	61.5	67.7
<i>Item 21920 Subject A02b, C07</i>	<i>N†</i> 1693	784	837	1229	158	278	485	577	353	1331	338	656	441	213	316	48
E09C: Did most people get high on alcohol?																
1. Never	16.4	18.1	15.6	15.0	22.6	10.3	19.2	16.3	17.6	17.4	12.4	32.4	6.1	9.3	3.8	3.2
2. Seldom	9.3	8.9	9.3	8.4	14.6	8.2	10.0	9.6	9.0	9.3	9.5	12.5	8.8	5.7	6.7	2.9
3. Sometimes	17.8	18.8	16.0	15.8	26.0	17.7	16.6	20.0	15.8	17.3	18.9	19.4	18.2	23.1	11.0	6.6
4. Most times	26.3	24.4	28.5	28.7	16.2	31.6	26.5	21.8	29.0	27.2	22.6	20.8	32.4	25.6	27.2	42.8
5. Always	30.2	29.8	30.6	32.1	20.6	32.2	27.7	32.4	28.7	28.8	36.7	14.8	34.5	36.3	51.3	44.6
<i>Item 21930 Subject A02b, C07</i>	<i>N†</i> 1688	783	834	1224	158	278	483	574	353	1331	336	655	441	212	314	48

†=excludes respondents for whom question was inappropriate.

QUESTIONNAIRE FORM 5 1999	TOTAL	SEX		RACE		REGION				COLLEGE PLANS?		ILLCIT DRUG USE: LIFETIME					
		M	F	White	Black	NE	NC	S	W	Yes	No	None	Mari- juana Only	Few Pills	More Pills	Any Her- oin	
<i>N (Weighted No. of Cases):</i>	2348	1078	1148	1625	272	433	616	847	453	1784	468	1009	578	269	381	60	
<i>% of Weighted Total:</i>	100.0	45.9	48.9	69.2	11.6	18.4	26.2	36.0	19.3	75.9	19.9	43.0	24.6	11.5	16.2	2.6	
E09D: Did you get high on alcohol?																	
1. Never	34.3	32.9	35.2	29.6	54.2	30.8	35.7	32.8	37.6	35.8	29.4	60.9	18.8	21.1	12.7	5.1	
2. Seldom	15.1	13.3	16.4	15.8	11.8	13.0	15.3	16.9	13.6	15.3	14.6	14.1	16.8	18.3	14.4	4.3	
3. Sometimes	19.6	19.2	20.6	19.8	16.9	17.7	20.1	18.2	22.7	18.9	20.3	13.4	30.0	21.2	15.8	27.8	
4. Most times	16.0	14.6	17.7	17.8	10.9	23.7	14.1	15.9	12.6	17.2	11.4	6.1	19.1	22.2	27.5	18.2	
5. Always	15.0	20.0	10.1	17.0	6.1	14.8	14.9	16.2	13.6	12.9	24.3	5.4	15.3	17.1	29.6	44.6	
<i>Item 21940 Subject A05c, C07</i>	<i>N†</i>	<i>1689</i>	<i>782</i>	<i>836</i>	<i>1227</i>	<i>154</i>	<i>279</i>	<i>482</i>	<i>573</i>	<i>355</i>	<i>1330</i>	<i>337</i>	<i>657</i>	<i>440</i>	<i>213</i>	<i>315</i>	<i>48</i>
E09E: Did you feel pressure to drink alcohol?																	
1. Never	68.0	66.9	70.4	67.1	73.5	64.8	66.5	70.7	68.1	68.7	66.9	71.7	62.6	70.7	63.5	85.5	
2. Seldom	17.7	16.6	18.1	19.6	10.6	23.3	19.6	14.7	15.6	18.5	14.5	15.2	21.3	16.3	20.4	8.3	
3. Sometimes	9.0	9.8	7.7	7.6	8.9	8.3	8.4	10.1	8.6	8.3	10.7	7.1	11.9	9.4	9.5	0.3	
4. Most times	2.7	3.1	2.3	3.1	2.9	2.5	2.6	2.1	3.9	2.2	4.1	3.9	1.6	1.8	2.7	1.4	
5. Always	2.7	3.7	1.6	2.6	4.2	1.2	3.0	2.5	3.7	2.4	3.8	2.2	2.6	1.7	3.9	4.5	
<i>Item 21950 Subject A02b, C07</i>	<i>N†</i>	<i>1690</i>	<i>784</i>	<i>835</i>	<i>1228</i>	<i>157</i>	<i>279</i>	<i>484</i>	<i>576</i>	<i>351</i>	<i>1329</i>	<i>338</i>	<i>656</i>	<i>441</i>	<i>212</i>	<i>316</i>	<i>48</i>
E09F: Did you feel pressure to drink enough to get high?																	
1. Never	75.3	72.3	79.1	75.4	74.3	74.7	76.1	75.2	75.1	76.3	73.0	81.9	68.5	78.8	67.3	91.2	
2. Seldom	12.4	12.4	11.8	13.3	8.1	14.1	12.5	12.1	11.4	13.3	9.0	7.9	15.2	11.4	19.5	3.2	
3. Sometimes	7.3	9.2	5.0	6.0	11.2	6.9	6.7	8.3	6.6	6.1	10.8	5.7	11.7	7.4	4.5	1.3	
4. Most times	2.7	2.7	2.7	3.1	1.9	3.2	2.6	2.0	3.8	2.5	3.4	2.9	2.7	0.2	4.6	-	
5. Always	2.3	3.3	1.5	2.1	4.6	1.2	2.2	2.4	3.1	1.9	3.8	1.6	2.0	2.1	4.1	4.4	
<i>Item 21960 Subject A02b, C07</i>	<i>N†</i>	<i>1688</i>	<i>781</i>	<i>834</i>	<i>1225</i>	<i>156</i>	<i>279</i>	<i>484</i>	<i>573</i>	<i>352</i>	<i>1327</i>	<i>336</i>	<i>654</i>	<i>440</i>	<i>212</i>	<i>315</i>	<i>48</i>
E09G: Did someone get high on marijuana?																	
1. Never	29.9	30.0	30.6	29.6	29.9	24.3	33.8	30.4	28.0	30.3	28.2	54.8	17.1	13.8	11.1	2.7	
2. Seldom	13.4	14.1	12.4	14.4	12.7	12.1	14.3	16.1	8.8	12.5	16.9	14.9	12.8	14.6	11.8	7.1	
3. Sometimes	19.3	19.7	18.3	18.8	20.5	22.3	17.8	18.8	19.6	19.5	17.9	14.3	25.8	27.2	13.9	23.3	
4. Most times	15.6	14.5	16.7	16.0	14.9	18.8	13.1	14.7	18.2	16.9	10.2	8.1	21.9	15.8	22.4	13.4	
5. Always	21.8	21.6	22.0	21.2	22.0	22.6	20.9	20.1	25.4	20.8	26.7	8.0	22.4	28.6	40.7	53.6	
<i>Item 21970 Subject A02b, C07</i>	<i>N†</i>	<i>1684</i>	<i>781</i>	<i>829</i>	<i>1224</i>	<i>152</i>	<i>280</i>	<i>485</i>	<i>567</i>	<i>352</i>	<i>1322</i>	<i>338</i>	<i>650</i>	<i>442</i>	<i>212</i>	<i>315</i>	<i>48</i>
E09H: Did most people get high on marijuana?																	
1. Never	37.5	37.5	38.3	38.3	33.1	30.7	41.2	38.1	36.7	37.2	39.4	66.9	20.9	19.2	16.7	10.7	
2. Seldom	19.0	21.0	17.3	20.2	13.0	22.7	19.5	19.6	14.6	20.9	11.8	14.8	23.1	26.3	16.9	21.3	
3. Sometimes	18.5	18.2	18.4	19.0	18.2	20.0	17.3	18.2	19.6	18.7	17.2	8.3	28.9	22.6	23.4	8.0	
4. Most times	10.8	9.4	11.3	10.4	17.6	10.7	10.6	10.3	12.0	10.5	10.9	5.3	12.1	13.6	16.9	20.1	
5. Always	14.2	13.9	14.6	12.1	18.1	15.8	11.5	13.9	17.0	12.6	20.7	4.8	15.0	18.3	26.0	39.8	
<i>Item 21980 Subject A02b, C07</i>	<i>N†</i>	<i>1683</i>	<i>781</i>	<i>830</i>	<i>1224</i>	<i>154</i>	<i>280</i>	<i>483</i>	<i>569</i>	<i>352</i>	<i>1323</i>	<i>337</i>	<i>651</i>	<i>440</i>	<i>212</i>	<i>315</i>	<i>48</i>
E09I: Did you get high on marijuana?																	
1. Never	66.4	62.6	69.1	65.3	74.0	63.5	66.8	67.5	66.2	67.3	63.9	100.0	51.6	42.4	40.4	15.7	
2. Seldom	11.7	11.1	12.8	12.4	7.0	12.6	12.0	11.2	11.5	12.7	8.0	-	22.1	20.5	14.0	19.4	
3. Sometimes	9.5	10.2	8.8	9.3	13.2	13.0	9.4	9.5	6.9	9.5	9.6	-	15.8	20.2	12.3	16.4	
4. Most times	4.9	5.1	4.7	5.3	2.1	5.2	5.2	3.6	6.3	4.4	5.6	-	4.2	7.3	13.2	15.7	
5. Always	7.5	11.0	4.6	7.7	3.7	5.7	6.5	8.2	9.1	6.1	12.9	-	6.3	9.7	20.1	32.9	
<i>Item 21990 Subject A05c, C07</i>	<i>N†</i>	<i>1684</i>	<i>777</i>	<i>834</i>	<i>1220</i>	<i>156</i>	<i>277</i>	<i>482</i>	<i>568</i>	<i>357</i>	<i>1322</i>	<i>337</i>	<i>656</i>	<i>442</i>	<i>212</i>	<i>311</i>	<i>47</i>
E09J: Did you feel pressure to use marijuana?																	
1. Never	84.2	82.1	86.9	85.5	83.7	82.9	83.1	86.4	83.0	84.6	84.6	89.0	83.3	82.8	77.0	83.9	
2. Seldom	8.1	8.3	7.8	7.3	9.9	11.5	7.5	7.3	7.6	8.7	4.9	5.0	7.5	7.1	14.6	13.3	
3. Sometimes	4.3	5.6	2.7	3.9	4.3	3.9	4.8	4.5	3.6	4.0	5.5	3.6	6.0	4.6	3.7	0.3	
4. Most times	1.3	1.6	1.0	1.5	0.6	0.9	2.6	0.2	1.8	1.1	1.8	1.0	1.0	2.4	1.7	2.5	
5. Always	2.1	2.4	1.7	1.9	1.5	0.8	2.1	1.5	4.0	1.7	3.2	1.4	2.2	3.1	3.0	-	
<i>Item 22000 Subject A02b, C07</i>	<i>N†</i>	<i>1681</i>	<i>779</i>	<i>829</i>	<i>1220</i>	<i>157</i>	<i>277</i>	<i>482</i>	<i>568</i>	<i>353</i>	<i>1319</i>	<i>338</i>	<i>652</i>	<i>442</i>	<i>210</i>	<i>312</i>	<i>47</i>

†=excludes respondents for whom question was inappropriate.

QUESTIONNAIRE FORM 5 1999	TOTAL	SEX		RACE		REGION				COLLEGE PLANS?		ILLICIT DRUG USE: LIFETIME					
		M	F	White	Black	NE	NC	S	W	Yes	No	None	Mari- juana Only	Few Pills	More Pills	Any Her- oin	
<i>N (Weighted No. of Cases):</i>	2348	1078	1148	1625	272	433	616	847	453	1784	468	1009	578	269	381	60	
<i>% of Weighted Total:</i>	100.0	45.9	48.9	69.2	11.6	18.4	26.2	36.0	19.3	75.9	19.9	43.0	24.6	11.5	16.2	2.6	
E09K: Did someone get high on other drugs?																	
1. Never	60.2	60.4	60.4	60.3	63.8	53.3	65.7	59.8	58.8	60.6	59.4	76.6	60.2	50.3	37.8	20.7	
2. Seldom	15.3	16.6	14.2	16.6	9.6	17.6	14.7	14.0	16.4	16.7	9.8	12.8	17.1	20.6	16.8	6.4	
3. Sometimes	15.2	15.2	15.0	14.9	13.3	17.5	14.2	15.3	14.6	14.8	16.5	7.6	13.4	18.4	25.8	49.8	
4. Most times	4.7	2.6	6.3	4.2	7.1	5.5	2.1	5.9	5.6	4.7	4.6	1.8	5.1	6.8	8.0	11.8	
5. Always	4.6	5.1	4.2	4.1	6.1	6.0	3.3	5.0	4.6	3.1	9.7	1.3	4.2	4.0	11.6	11.4	
<i>Item 22010 Subject A02b, C07</i>	<i>N†</i>	1677	778	827	1219	156	276	483	565	354	1313	338	652	437	211	312	47
E09L: Did most people get high on other drugs?																	
1. Never	66.5	66.1	67.2	68.2	63.8	62.4	71.5	64.8	65.4	67.8	61.6	81.2	68.1	57.7	45.7	21.6	
2. Seldom	15.9	17.8	14.8	17.4	11.0	16.5	16.4	15.1	16.3	17.0	12.4	9.8	15.6	25.1	22.2	24.2	
3. Sometimes	11.6	10.8	11.4	9.8	14.2	13.5	8.6	13.2	11.7	10.3	16.4	6.9	9.7	12.3	18.6	45.5	
4. Most times	2.7	2.2	3.1	2.0	5.1	3.9	1.1	3.3	2.9	2.7	2.7	1.0	3.5	2.3	5.3	1.4	
5. Always	3.3	3.1	3.4	2.7	5.9	3.6	2.5	3.6	3.7	2.2	6.9	1.1	3.0	2.6	8.1	7.3	
<i>Item 22020 Subject A02b, C07</i>	<i>N†</i>	1673	775	826	1215	156	276	481	565	352	1312	338	649	440	209	312	47
E09M: Did you get high on other drugs?																	
1. Never	89.9	88.4	90.9	89.5	95.5	88.3	90.8	90.0	89.9	90.6	88.8	100.0	100.0	84.8	66.2	42.4	
2. Seldom	4.6	5.3	4.1	5.0	1.4	5.9	5.3	2.8	5.5	5.0	3.0	-	-	11.0	15.4	10.5	
3. Sometimes	3.5	3.6	3.7	3.5	1.7	4.5	2.5	4.3	3.0	3.1	4.3	-	-	3.8	11.1	30.1	
4. Most times	0.9	1.1	0.7	0.9	1.0	0.7	0.5	1.5	0.5	0.6	1.4	-	-	0.3	2.7	11.8	
5. Always	1.1	1.6	0.5	1.1	0.4	0.7	0.9	1.4	1.0	0.6	2.5	-	-	0.2	4.6	5.2	
<i>Item 22030 Subject A05c, C07</i>	<i>N†</i>	1683	778	832	1220	156	277	481	568	355	1321	338	654	442	210	312	47
E09N: Did you feel pressure to use other drugs?																	
1. Never	91.2	89.2	93.6	92.4	87.1	89.3	91.5	90.9	92.7	91.8	90.2	93.7	90.9	91.5	86.9	90.8	
2. Seldom	4.7	5.9	3.2	4.7	1.0	7.2	4.8	3.3	5.0	4.7	4.4	3.2	3.0	5.3	9.3	6.8	
3. Sometimes	2.8	2.9	2.4	2.1	7.6	3.3	2.8	4.1	0.4	2.4	3.8	1.8	4.8	2.9	2.3	-	
4. Most times	0.4	0.5	0.2	0.2	1.6	-	0.3	0.5	0.6	0.4	0.3	0.3	0.1	0.3	0.8	-	
5. Always	0.9	1.5	0.5	0.5	2.7	0.2	0.6	1.4	1.3	0.6	1.2	1.0	1.3	-	0.7	2.5	
<i>Item 22040 Subject A02b, C07</i>	<i>N†</i>	1678	777	829	1219	156	277	480	568	352	1317	337	649	442	210	312	47
E10: Now think about how you would LIKE parties to be. At the parties you go to, how often . . .																	
E10A: Would you like people over age 30 to be present at least some of the time?																	
1. Never	51.6	50.1	51.9	51.8	54.8	49.3	50.4	52.9	52.8	52.5	47.9	45.7	57.6	55.6	57.2	44.7	
2. Seldom	23.8	25.1	22.8	24.5	21.3	27.1	26.1	22.4	20.6	24.1	23.5	24.9	23.3	23.6	21.6	21.3	
3. Sometimes	17.7	18.5	17.6	17.4	19.3	17.6	17.8	17.8	17.5	17.0	19.9	20.7	13.9	18.8	14.3	16.5	
4. Most times	3.9	2.8	5.1	3.5	1.8	3.7	3.2	4.2	4.5	3.9	4.2	5.3	2.8	1.2	2.9	10.6	
5. Always	3.0	3.5	2.6	2.8	2.8	2.3	2.5	2.7	4.6	2.6	4.4	3.4	2.3	0.7	4.1	6.8	
<i>Item 22050 Subject C08, M02</i>	<i>N</i>	1964	888	992	1409	208	316	535	697	416	1538	394	858	473	229	328	52
E10B: Would you like to get high on alcohol?																	
1. Never	41.4	38.2	43.1	36.3	64.9	32.8	41.7	43.3	44.4	42.0	38.4	65.5	25.0	26.4	16.9	6.6	
2. Seldom	15.3	15.4	15.6	15.8	10.8	14.7	15.1	15.6	15.6	14.8	17.6	14.3	19.7	12.7	14.0	10.1	
3. Sometimes	20.9	17.6	24.6	22.0	14.5	23.5	20.7	20.7	19.7	21.2	19.0	11.9	28.7	29.7	26.6	28.5	
4. Most times	11.2	12.6	10.1	12.8	6.8	16.7	9.6	10.3	10.9	12.2	8.5	5.6	12.5	18.1	18.3	20.4	
5. Always	11.1	16.2	6.7	13.1	2.9	12.3	12.9	10.1	9.5	9.9	16.4	2.7	14.1	13.1	24.1	34.4	
<i>Item 22060 Subject A05c, C08</i>	<i>N</i>	1951	883	984	1404	203	316	534	689	413	1528	391	851	471	229	327	52
E10C: Would you like other people to get high on alcohol?																	
1. Never	39.8	36.7	42.5	35.1	61.9	28.2	40.8	42.0	43.5	40.8	36.1	62.8	24.7	24.6	17.0	4.4	
2. Seldom	14.6	12.9	15.6	14.8	10.6	16.1	13.1	14.9	14.6	14.4	14.9	13.1	18.2	14.2	14.3	7.9	
3. Sometimes	22.9	21.1	24.6	23.9	20.3	27.9	22.6	23.6	18.1	22.5	23.3	14.9	28.6	29.0	27.4	43.5	
4. Most times	11.5	12.8	10.4	13.2	3.2	17.3	11.3	8.4	12.4	11.7	10.9	5.7	13.6	19.1	18.6	8.7	
5. Always	11.4	16.4	6.9	13.1	4.0	10.6	12.2	11.1	11.3	10.5	14.7	3.5	14.8	13.0	22.7	35.5	
<i>Item 22070 Subject A11d, C08</i>	<i>N</i>	1953	883	988	1405	204	314	534	690	415	1530	392	856	472	228	325	52

†=excludes respondents for whom question was inappropriate.

QUESTIONNAIRE FORM 5 1999	TOTAL	SEX		RACE		REGION				COLLEGE PLANS?		ILLICIT DRUG USE: LIFETIME				
		M	F	White	Black	NE	NC	S	W	Yes	No	None	Mari- juana Only	Few Pills	More Pills	Any Her- oin
<i>N (Weighted No. of Cases):</i>	2348	1078	1148	1625	272	433	616	847	453	1784	468	1009	578	269	381	60
<i>% of Weighted Total:</i>	100.0	45.9	48.9	69.2	11.6	18.4	26.2	36.0	19.3	75.9	19.9	43.0	24.6	11.5	16.2	2.6
E10D: Would you like to use marijuana?																
1. Never	70.0	65.9	73.5	70.2	71.5	64.5	70.6	73.3	67.7	71.4	65.6	94.9	59.0	52.3	43.4	13.6
2. Seldom	9.7	10.1	8.9	9.5	9.1	13.1	9.9	8.1	9.4	9.3	11.0	2.4	16.3	13.3	12.6	30.4
3. Sometimes	9.9	9.3	10.4	9.3	11.1	11.3	8.1	10.1	10.7	10.0	8.8	1.7	14.2	21.5	16.5	12.5
4. Most times	3.8	4.9	3.1	3.8	4.7	4.3	3.5	3.0	5.0	3.5	5.0	0.6	4.9	3.9	9.0	13.1
5. Always	6.7	9.8	4.0	7.2	3.6	6.7	7.9	5.4	7.1	5.8	9.7	0.4	5.6	9.1	18.4	30.4
<i>Item 22080 Subject A05c, C08</i>	<i>N</i> 1951	883	985	1406	202	316	534	688	414	1527	392	854	472	227	328	52
E10E: Would you like other people to use marijuana?																
1. Never	64.2	60.1	67.6	63.4	66.3	62.1	65.5	66.1	61.1	65.3	60.9	88.7	49.9	47.8	40.2	16.5
2. Seldom	11.7	11.7	11.8	12.2	8.0	12.3	11.6	10.8	12.7	11.6	12.4	6.0	17.1	16.0	15.7	12.4
3. Sometimes	13.5	14.1	13.0	13.3	14.3	13.7	11.9	14.4	13.9	13.7	12.4	3.8	21.7	23.7	17.4	27.5
4. Most times	4.6	4.7	4.5	4.7	6.9	5.8	4.2	3.7	5.7	4.3	5.4	0.9	6.3	3.8	11.0	14.1
5. Always	6.0	9.4	3.1	6.4	4.4	6.0	6.8	5.0	6.5	5.2	8.9	0.6	5.0	8.7	15.7	29.4
<i>Item 22090 Subject A11d, C08</i>	<i>N</i> 1950	879	989	1403	204	314	534	688	414	1529	391	856	470	227	326	52
E10F: Would you like to use other drugs?																
1. Never	86.3	83.7	88.0	87.0	87.1	80.1	88.4	86.2	88.4	86.8	84.6	96.4	90.7	83.7	64.6	31.8
2. Seldom	5.8	6.5	5.6	5.3	2.4	10.7	5.5	3.5	6.3	6.0	5.6	1.4	3.9	10.0	14.7	21.7
3. Sometimes	4.7	5.8	3.7	4.4	6.0	5.8	3.3	6.3	2.7	4.7	4.9	1.4	3.5	5.0	12.0	20.7
4. Most times	1.0	0.7	1.4	1.0	2.4	1.0	1.3	0.8	1.1	0.8	0.9	0.6	0.4	0.6	2.0	7.9
5. Always	2.2	3.3	1.3	2.3	2.2	2.4	1.4	3.2	1.4	1.7	4.0	0.2	1.6	0.6	6.7	17.9
<i>Item 22100 Subject A05c, C08</i>	<i>N</i> 1948	881	985	1408	200	316	535	687	411	1529	388	851	472	227	327	52
E10G: Would you like other people to use other drugs?																
1. Never	84.5	81.7	86.8	85.1	84.7	80.1	86.4	83.6	86.6	85.4	81.8	94.7	87.9	81.2	63.4	37.3
2. Seldom	6.4	7.1	5.8	6.1	4.0	9.8	6.1	5.1	6.5	6.5	6.0	1.4	6.2	9.3	16.7	12.9
3. Sometimes	5.6	6.5	4.9	5.3	8.4	6.2	4.4	7.8	3.3	5.5	6.0	2.7	4.7	8.0	9.5	22.5
4. Most times	0.9	0.9	0.9	0.9	0.3	1.4	0.8	0.4	1.5	0.8	1.2	0.5	-	0.4	2.9	6.3
5. Always	2.6	3.8	1.6	2.5	2.5	2.5	2.3	3.1	2.1	1.9	5.1	0.7	1.2	1.0	7.4	21.0
<i>Item 22110 Subject A11d, C08</i>	<i>N</i> 1946	875	987	1399	202	312	536	685	414	1527	388	851	468	228	325	52
E11: If you had ever used marijuana or hashish, do you think that you would have said so in this questionnaire?																
1. No	8.7	11.2	6.2	6.4	18.3	9.3	6.9	10.1	8.2	7.2	14.3	13.7	3.7	5.5	4.6	5.5
2. Not sure	5.8	6.4	5.2	5.5	7.9	3.5	5.3	7.1	6.3	5.2	7.8	8.0	3.8	3.4	3.9	5.6
3. Yes	51.8	48.5	56.2	52.1	50.6	54.7	54.5	48.8	51.3	54.0	44.8	75.2	35.3	37.3	32.8	19.9
4. I did say so	33.6	33.9	32.4	36.0	23.1	32.5	33.3	34.1	34.2	33.7	33.1	3.2	57.3	53.7	58.7	69.1
<i>Item 20800 Subject A15a</i>	<i>N</i> 1935	873	983	1396	198	317	531	679	408	1519	385	838	471	227	327	52
E12: If you had ever used amphetamines (without a doctor's orders), do you think that you would have said so in this questionnaire?																
1. No	11.2	13.9	8.2	8.3	25.8	10.9	8.4	14.5	9.9	9.7	17.3	14.0	10.2	8.8	5.8	5.6
2. Not sure	7.1	6.7	7.4	6.4	8.4	5.6	7.9	6.6	8.0	7.2	6.3	7.7	6.3	8.2	6.0	3.1
3. Yes	68.7	67.4	71.1	71.0	58.7	72.6	70.2	64.9	70.1	70.9	60.9	74.9	73.6	68.2	55.0	27.0
4. I did say so	12.9	12.0	13.3	14.3	7.1	10.9	13.5	14.0	12.0	12.3	15.6	3.4	9.9	14.8	33.2	64.4
<i>Item 20810 Subject A15a</i>	<i>N</i> 1934	870	983	1398	196	315	532	679	407	1520	383	836	470	229	326	52
E13: If you had ever used heroin, do you think that you would have said so in this questionnaire?																
1. No	11.7	14.7	8.6	8.9	25.0	11.2	10.3	14.7	9.2	10.2	16.7	13.7	10.1	9.3	8.6	9.3
2. Not sure	9.3	9.4	8.7	8.5	10.8	7.9	8.4	9.2	11.7	8.7	12.1	10.2	9.8	7.7	7.9	3.1
3. Yes	70.3	68.4	73.5	73.6	57.3	72.9	73.2	66.7	70.6	73.3	59.6	72.6	70.3	71.4	71.6	37.2
4. I did say so	8.7	7.5	9.3	8.9	7.0	8.0	8.1	9.5	8.6	7.9	11.6	3.5	9.9	11.6	12.0	50.5
<i>Item 20820 Subject A15a</i>	<i>N</i> 1936	871	984	1398	197	315	533	680	407	1522	383	837	472	229	326	52

QUESTIONNAIRE FORM 6 1999	TOTAL	SEX		RACE		REGION				COLLEGE PLANS?		ILLICIT DRUG USE: LIFETIME				
		M	F	White	Black	NE	NC	S	W	Yes	No	None	Mari- juana Only	Few Pills	More Pills	Any Her- oin
<i>N (Weighted No. of Cases):</i>	2364	1087	1160	1569	296	424	626	862	452	1761	489	1054	596	262	350	41
<i>% of Weighted Total:</i>	100.0	46.0	49.1	66.4	12.5	18.0	26.5	36.5	19.1	74.5	20.7	44.6	25.2	11.1	14.8	1.7
A01: How satisfied are you with your life as a whole these days?																
1. Completely dissatisfied	1.6	1.9	1.0	1.2	2.1	1.3	1.7	2.2	0.8	1.0	3.1	1.7	1.0	1.7	1.3	4.2
2. Quite dissatisfied	5.4	5.2	5.5	5.3	5.8	6.4	6.6	4.2	5.2	5.0	6.9	4.6	5.7	7.6	5.3	0.7
3. Somewhat dissatisfied	6.1	6.0	6.2	4.8	7.7	8.2	4.5	5.0	8.5	6.1	6.4	4.4	6.4	11.0	7.0	7.7
4. Neither, or mixed feelings	7.8	6.4	8.5	7.2	7.6	7.1	9.3	6.9	8.3	6.8	11.1	5.8	9.5	7.5	9.6	22.9
5. Somewhat satisfied	23.5	25.7	22.0	23.0	26.3	26.3	24.1	23.1	20.6	23.2	25.0	23.9	22.4	24.9	22.6	22.1
6. Quite satisfied	45.1	43.5	47.3	49.9	34.9	44.2	44.5	45.8	45.6	47.5	37.3	46.8	45.0	41.2	48.2	35.4
7. Completely satisfied	10.4	11.4	9.5	8.6	15.6	6.6	9.4	12.7	11.1	10.4	10.3	12.7	9.9	6.0	6.0	6.9
<i>Item 6840 Subject P01, Q01</i>	<i>N 2305</i>	<i>1047</i>	<i>1144</i>	<i>1538</i>	<i>286</i>	<i>411</i>	<i>616</i>	<i>843</i>	<i>436</i>	<i>1727</i>	<i>468</i>	<i>1030</i>	<i>581</i>	<i>256</i>	<i>338</i>	<i>39</i>
A02: The next questions ask about the kinds of things you might do. How often do you do each of the following?																
A02A: Watch TV																
1. Never	0.7	0.9	0.5	0.7	0.9	1.1	1.3	0.4	0.3	0.8	0.3	0.3	0.2	0.9	2.1	4.7
2. A few times a year	1.6	2.1	1.2	1.6	0.8	1.4	1.7	1.7	1.5	1.5	2.0	1.8	0.8	3.1	1.6	-
3. Once or twice a month	3.4	3.1	3.6	3.7	1.8	1.7	4.4	2.8	4.8	3.9	2.0	3.2	1.4	3.4	6.6	7.4
4. At least once a week	27.3	21.7	33.4	29.0	14.4	29.7	29.7	22.2	31.5	28.5	24.8	26.3	30.0	27.8	26.6	29.8
5. Almost every day	67.0	72.2	61.3	65.0	82.1	66.2	62.9	73.0	61.8	65.4	70.9	68.5	67.6	64.8	63.1	58.1
<i>Item 5820 Subject C07</i>	<i>N 2358</i>	<i>1086</i>	<i>1159</i>	<i>1567</i>	<i>296</i>	<i>424</i>	<i>625</i>	<i>861</i>	<i>448</i>	<i>1760</i>	<i>488</i>	<i>1052</i>	<i>596</i>	<i>262</i>	<i>350</i>	<i>41</i>
A02B: Go to movies																
1. Never	2.0	1.9	1.9	1.6	3.2	2.4	2.3	1.6	1.9	1.3	3.9	3.1	1.0	0.7	1.2	4.0
2. A few times a year	28.8	31.3	25.7	27.6	33.4	36.4	27.9	27.1	25.9	27.8	33.1	26.9	30.2	27.9	32.7	31.0
3. Once or twice a month	60.4	57.0	64.4	63.5	53.5	55.4	62.2	60.9	61.5	62.2	53.7	60.8	59.7	59.8	60.8	55.5
4. At least once a week	8.3	9.0	7.9	7.1	7.9	5.7	7.1	9.4	10.6	8.3	8.7	8.9	8.3	11.5	5.2	9.5
5. Almost every day	0.5	0.8	0.1	0.2	2.0	0.1	0.5	0.9	0.1	0.5	0.5	0.3	0.8	-	0.1	-
<i>Item 5830 Subject C07</i>	<i>N 2354</i>	<i>1086</i>	<i>1155</i>	<i>1563</i>	<i>296</i>	<i>424</i>	<i>624</i>	<i>857</i>	<i>449</i>	<i>1757</i>	<i>487</i>	<i>1049</i>	<i>595</i>	<i>262</i>	<i>350</i>	<i>41</i>
A02C: Go to rock concerts																
1. Never	51.6	48.8	54.8	45.0	78.1	49.2	45.1	57.5	51.6	48.3	62.5	58.6	55.2	50.3	26.4	26.1
2. A few times a year	44.8	45.7	43.3	51.2	20.2	47.6	49.9	39.1	46.2	48.0	34.5	39.2	42.6	45.1	65.8	59.6
3. Once or twice a month	2.8	4.2	1.7	3.2	1.1	2.3	4.4	2.4	1.7	2.9	2.6	1.6	1.8	3.1	6.7	13.6
4. At least once a week	0.6	1.0	0.2	0.6	-	1.0	0.3	0.7	0.6	0.6	0.3	0.3	0.4	1.5	1.1	-
5. Almost every day	0.2	0.4	*	0.1	0.6	-	0.3	0.3	-	0.2	0.1	0.2	-	-	-	0.7
<i>Item 5845 Subject C07</i>	<i>N 2348</i>	<i>1085</i>	<i>1151</i>	<i>1565</i>	<i>289</i>	<i>422</i>	<i>622</i>	<i>858</i>	<i>447</i>	<i>1753</i>	<i>486</i>	<i>1053</i>	<i>592</i>	<i>257</i>	<i>350</i>	<i>41</i>
A02D: Ride around in a car (or motorcycle) just for fun																
1. Never	10.0	10.7	9.5	8.7	10.3	10.1	9.6	9.6	11.2	10.3	8.9	13.1	8.9	8.8	4.9	1.4
2. A few times a year	10.8	9.9	12.2	11.0	9.4	9.1	12.1	9.1	13.7	11.8	8.8	14.4	9.7	6.5	7.0	4.8
3. Once or twice a month	16.3	14.7	17.9	17.4	11.8	17.8	20.2	12.3	17.0	17.1	14.4	16.2	18.8	18.2	12.4	13.2
4. At least once a week	28.3	30.4	26.8	29.4	25.0	31.1	26.5	28.8	27.3	29.8	23.3	27.5	28.7	27.9	33.4	17.3
5. Almost every day	34.6	34.3	33.6	33.4	43.5	31.9	31.5	40.2	30.7	30.9	44.6	28.8	33.9	38.6	42.3	63.3
<i>Item 5850 Subject C07</i>	<i>N 2359</i>	<i>1086</i>	<i>1159</i>	<i>1567</i>	<i>296</i>	<i>423</i>	<i>625</i>	<i>862</i>	<i>449</i>	<i>1761</i>	<i>487</i>	<i>1053</i>	<i>596</i>	<i>262</i>	<i>350</i>	<i>41</i>
A02E: Participate in community affairs or volunteer work																
1. Never	23.4	28.3	17.9	21.2	28.3	21.0	23.6	24.4	23.3	18.5	38.4	15.8	27.9	22.6	34.6	38.3
2. A few times a year	44.9	45.1	45.9	46.0	40.8	46.5	46.5	42.9	45.2	45.9	42.5	43.9	47.0	48.9	45.9	24.8
3. Once or twice a month	19.4	16.2	22.3	19.7	18.5	17.3	18.3	20.5	20.6	21.9	11.4	24.2	16.8	16.7	11.2	24.6
4. At least once a week	9.3	8.1	10.6	9.8	9.4	12.1	9.0	8.4	8.8	10.7	4.6	14.0	5.5	6.9	4.7	4.3
5. Almost every day	3.0	2.3	3.2	3.3	3.0	3.1	2.4	3.8	2.1	3.0	3.1	2.2	2.7	4.8	3.5	8.0
<i>Item 5860 Subject C07, O02</i>	<i>N 2353</i>	<i>1079</i>	<i>1160</i>	<i>1566</i>	<i>296</i>	<i>424</i>	<i>625</i>	<i>859</i>	<i>446</i>	<i>1754</i>	<i>488</i>	<i>1052</i>	<i>596</i>	<i>256</i>	<i>350</i>	<i>41</i>
A02F: Actively participate in sports, athletics or exercising																
1. Never	9.5	6.7	11.6	7.8	12.9	9.0	10.7	10.1	7.5	7.1	17.4	8.5	8.6	12.6	10.5	11.4
2. A few times a year	11.7	9.2	14.1	10.0	14.6	10.6	11.9	11.0	13.8	10.1	16.4	10.8	11.3	14.6	13.0	14.5
3. Once or twice a month	11.5	9.2	13.6	11.1	10.8	9.0	11.3	11.8	13.8	10.9	13.9	11.1	11.2	14.7	11.5	9.1
4. At least once a week	25.4	25.6	25.6	27.2	23.3	25.4	26.8	23.6	26.8	25.4	25.9	24.7	19.4	27.7	34.3	36.4
5. Almost every day	41.8	49.4	35.0	43.8	38.3	46.0	39.3	43.5	38.1	46.5	26.4	44.8	49.5	30.5	30.7	28.7
<i>Item 5890 Subject C07, T02</i>	<i>N 2354</i>	<i>1084</i>	<i>1156</i>	<i>1565</i>	<i>294</i>	<i>424</i>	<i>623</i>	<i>859</i>	<i>449</i>	<i>1755</i>	<i>488</i>	<i>1052</i>	<i>595</i>	<i>259</i>	<i>350</i>	<i>40</i>

QUESTIONNAIRE FORM 6 1999	TOTAL	SEX		RACE		REGION				COLLEGE PLANS?		ILLICIT DRUG USE: LIFETIME				
		M	F	White	Black	NE	NC	S	W	Yes	No	None	Mari- juana Only	Few Pills	More Pills	Any Her- oin
<i>N (Weighted No. of Cases):</i>	2364	1087	1160	1569	296	424	626	862	452	1761	489	1054	596	262	350	41
<i>% of Weighted Total:</i>	100.0	46.0	49.1	66.4	12.5	18.0	26.5	36.5	19.1	74.5	20.7	44.6	25.2	11.1	14.8	1.7
A02G: Get together with friends informally																
1. Never	1.1	1.1	1.1	0.7	2.0	1.4	1.1	1.5	0.2	0.6	2.9	1.4	1.1	0.6	0.6	-
2. A few times a year	2.5	1.7	2.9	1.6	2.9	1.8	2.8	2.7	2.1	2.1	4.1	3.3	1.7	3.5	1.2	-
3. Once or twice a month	10.1	8.5	12.0	8.9	11.7	11.0	9.2	10.5	9.6	9.4	12.1	13.9	6.5	8.4	6.7	4.8
4. At least once a week	40.1	37.8	42.3	40.4	37.2	43.4	44.0	35.2	40.9	40.4	40.7	44.9	41.6	36.1	29.1	23.9
5. Almost every day	46.2	51.0	41.7	48.4	46.2	42.4	42.9	50.0	47.3	47.5	40.2	36.5	49.2	51.4	62.4	71.3
<i>Item 5920 Subject C07, M04</i>	<i>N</i>	<i>2350</i>	<i>1082</i>	<i>1155</i>	<i>1565</i>	<i>423</i>	<i>623</i>	<i>859</i>	<i>445</i>	<i>1753</i>	<i>487</i>	<i>1046</i>	<i>594</i>	<i>262</i>	<i>350</i>	<i>41</i>
A02H: Go shopping or window-shopping																
1. Never	3.0	5.5	0.6	2.7	2.4	2.0	3.2	2.8	3.8	1.8	6.8	3.2	2.2	2.1	2.9	14.0
2. A few times a year	14.4	22.0	6.3	14.7	12.3	13.0	15.3	13.8	15.6	13.9	15.6	13.2	11.9	15.1	19.7	19.3
3. Once or twice a month	47.1	48.6	46.1	48.7	41.9	44.8	48.5	47.2	47.0	47.7	46.1	50.4	46.2	46.8	42.1	26.4
4. At least once a week	31.6	21.7	41.5	30.8	34.5	35.1	29.6	31.1	32.1	32.9	27.4	30.2	35.0	32.1	31.1	36.3
5. Almost every day	3.9	2.1	5.5	3.2	9.0	5.0	3.3	5.0	1.5	3.6	4.2	3.0	4.8	3.9	4.3	3.9
<i>Item 5930 Subject C07, F01</i>	<i>N</i>	<i>2352</i>	<i>1080</i>	<i>1158</i>	<i>1563</i>	<i>419</i>	<i>624</i>	<i>860</i>	<i>449</i>	<i>1757</i>	<i>485</i>	<i>1050</i>	<i>596</i>	<i>258</i>	<i>350</i>	<i>41</i>
A02I: Spend at least an hour of leisure time alone																
1. Never	5.3	5.6	4.8	4.1	10.7	5.0	4.8	6.3	4.6	4.0	9.8	4.5	5.5	6.8	4.6	15.3
2. A few times a year	7.2	6.8	8.1	7.7	6.1	6.6	9.1	6.9	5.8	7.1	7.8	8.8	6.3	5.1	6.0	3.7
3. Once or twice a month	14.3	14.7	14.2	14.9	12.4	14.6	14.4	13.3	16.1	14.7	13.7	15.3	15.2	15.8	10.8	11.7
4. At least once a week	34.5	31.4	36.9	35.9	21.3	35.5	34.3	31.9	38.7	35.9	29.6	35.1	31.4	34.8	38.7	25.2
5. Almost every day	38.6	41.5	36.1	37.4	49.4	38.3	37.4	41.7	34.9	38.3	39.2	36.3	41.6	37.6	39.9	44.1
<i>Item 5940 Subject C07</i>	<i>N</i>	<i>2355</i>	<i>1085</i>	<i>1159</i>	<i>1567</i>	<i>424</i>	<i>624</i>	<i>858</i>	<i>449</i>	<i>1760</i>	<i>486</i>	<i>1052</i>	<i>596</i>	<i>262</i>	<i>348</i>	<i>41</i>
A02J: Read magazines																
1. Never	4.6	5.8	3.2	4.0	7.2	5.3	4.4	5.0	3.6	3.3	9.4	4.0	4.5	3.9	6.9	8.8
2. A few times a year	10.1	12.3	7.6	9.3	13.7	9.9	8.7	12.4	7.5	9.1	13.7	9.5	9.4	12.9	9.4	16.1
3. Once or twice a month	36.8	30.6	43.1	39.7	27.5	35.3	36.4	35.3	41.8	38.1	33.9	36.2	36.9	38.2	39.2	34.3
4. At least once a week	36.4	36.6	36.4	35.4	36.3	37.5	37.2	34.3	38.0	38.0	29.7	37.7	38.7	34.7	30.7	29.0
5. Almost every day	12.1	14.6	9.8	11.5	15.4	12.1	13.4	12.9	9.0	11.5	13.4	12.7	10.5	10.4	13.8	11.8
<i>Item 23070 Subject C07</i>	<i>N</i>	<i>2354</i>	<i>1083</i>	<i>1157</i>	<i>1566</i>	<i>424</i>	<i>623</i>	<i>860</i>	<i>447</i>	<i>1757</i>	<i>486</i>	<i>1050</i>	<i>595</i>	<i>262</i>	<i>348</i>	<i>41</i>
A02K: Read newspapers																
1. Never	6.9	6.4	6.7	6.7	8.2	6.5	7.3	8.1	4.3	5.6	10.2	5.2	6.6	12.0	6.0	14.1
2. A few times a year	11.3	9.1	13.4	11.0	12.3	12.2	7.7	11.9	14.4	11.4	11.0	10.7	11.9	10.8	12.0	11.9
3. Once or twice a month	23.4	22.9	24.2	22.9	23.7	21.7	24.0	22.3	26.4	24.0	23.2	26.0	19.4	21.4	23.5	39.7
4. At least once a week	32.6	32.3	33.5	33.1	28.9	30.8	31.9	33.9	32.9	32.4	33.9	32.5	34.8	34.3	32.1	16.5
5. Almost every day	25.8	29.3	22.3	26.4	26.9	28.8	29.2	23.8	22.0	26.6	21.7	25.7	27.3	21.5	26.4	17.8
<i>Item 23080 Subject C07</i>	<i>N</i>	<i>2352</i>	<i>1084</i>	<i>1155</i>	<i>1564</i>	<i>424</i>	<i>624</i>	<i>856</i>	<i>449</i>	<i>1752</i>	<i>486</i>	<i>1046</i>	<i>593</i>	<i>261</i>	<i>350</i>	<i>41</i>
A02L: Go to taverns, bars or nightclubs																
1. Never	46.2	42.6	49.5	47.8	43.6	38.4	46.2	43.7	58.2	46.4	45.8	61.3	35.4	39.9	29.0	12.1
2. A few times a year	22.5	22.5	22.7	22.2	24.8	23.0	25.2	21.5	19.9	24.0	17.7	19.9	28.3	22.7	22.6	9.7
3. Once or twice a month	21.2	21.8	20.9	20.9	21.6	28.4	18.3	23.5	13.7	20.6	22.3	14.0	25.8	24.2	31.2	25.7
4. At least once a week	8.2	10.1	6.2	7.1	8.6	8.6	8.0	8.5	7.8	7.3	11.5	3.9	9.2	11.5	13.8	29.0
5. Almost every day	1.9	3.0	0.7	2.0	1.4	1.6	2.2	2.6	0.5	1.8	2.7	0.8	1.3	1.6	3.4	23.5
<i>Item 5960 Subject C07</i>	<i>N</i>	<i>2354</i>	<i>1084</i>	<i>1157</i>	<i>1563</i>	<i>424</i>	<i>623</i>	<i>862</i>	<i>445</i>	<i>1757</i>	<i>487</i>	<i>1051</i>	<i>593</i>	<i>262</i>	<i>350</i>	<i>41</i>
A02M: Go to parties or other social affairs																
1. Never	4.6	3.9	5.2	4.5	5.6	3.6	4.5	5.7	3.5	3.9	6.6	7.1	2.3	4.1	1.8	-
2. A few times a year	21.7	21.4	22.2	19.8	32.5	18.6	19.7	24.1	22.9	21.0	26.0	30.6	16.0	18.7	9.3	6.1
3. Once or twice a month	37.2	35.6	39.8	35.0	45.1	37.5	39.6	35.5	36.8	38.9	32.3	39.5	43.2	30.0	30.0	21.9
4. At least once a week	32.1	33.0	30.4	36.2	15.5	35.8	31.9	30.8	31.4	32.1	30.8	21.0	34.2	40.8	50.6	56.9
5. Almost every day	4.4	6.1	2.4	4.6	1.4	4.5	4.3	3.9	5.3	4.2	4.3	1.7	4.3	6.4	8.3	15.0
<i>Item 5970 Subject C07</i>	<i>N</i>	<i>2357</i>	<i>1084</i>	<i>1160</i>	<i>1566</i>	<i>424</i>	<i>625</i>	<i>859</i>	<i>449</i>	<i>1758</i>	<i>488</i>	<i>1053</i>	<i>596</i>	<i>259</i>	<i>350</i>	<i>41</i>
A02N: Go to video arcades																
1. Never	53.8	39.9	67.0	58.0	45.9	56.7	58.0	51.6	49.5	55.8	48.2	53.7	53.4	55.8	53.9	44.2
2. A few times a year	30.9	39.8	23.2	29.7	35.3	30.4	27.3	30.5	37.1	30.9	32.2	32.7	32.3	24.8	29.9	29.5
3. Once or twice a month	11.0	14.2	7.5	9.0	11.8	9.2	9.6	13.4	9.9	9.9	13.5	10.5	9.8	15.2	10.4	20.3
4. At least once a week	3.6	5.0	2.0	2.7	5.4	3.0	4.2	3.9	3.1	2.9	4.9	2.7	3.7	3.5	5.2	6.0
5. Almost every day	0.7	1.1	0.3	0.6	1.6	0.6	0.9	0.6	0.4	0.5	1.3	0.4	0.7	0.6	0.6	-
<i>Item 29620 Subject C07</i>	<i>N</i>	<i>2355</i>	<i>1087</i>	<i>1154</i>	<i>1567</i>	<i>423</i>	<i>626</i>	<i>860</i>	<i>446</i>	<i>1755</i>	<i>489</i>	<i>1048</i>	<i>596</i>	<i>262</i>	<i>350</i>	<i>41</i>

QUESTIONNAIRE FORM 6 1999	TOTAL	SEX		RACE		REGION				COLLEGE PLANS?		ILLICIT DRUG USE: LIFETIME				
		M	F	White	Black	NE	NC	S	W	Yes	No	None	Mari- juana Only	Few Pills	More Pills	Any Her- oin
<i>N (Weighted No. of Cases):</i>	2364	1087	1160	1569	296	424	626	862	452	1761	489	1054	596	262	350	41
<i>% of Weighted Total:</i>	100.0	46.0	49.1	66.4	12.5	18.0	26.5	36.5	19.1	74.5	20.7	44.6	25.2	11.1	14.8	1.7
The next questions are about your experiences in school.																
A03: How often do you feel that the school work you are assigned is meaningful and important?																
5. Almost always	7.8	6.0	9.1	4.1	20.9	7.5	6.3	8.8	8.5	7.9	5.8	8.9	8.4	4.3	4.9	4.0
4. Often	20.4	21.6	19.5	18.2	25.2	23.8	17.7	19.9	22.0	21.2	17.7	24.2	19.0	15.7	15.0	10.0
3. Sometimes	47.9	44.6	51.0	50.8	38.3	42.2	51.6	49.5	44.8	48.0	47.5	47.0	47.8	52.3	49.2	39.4
2. Seldom	21.1	23.8	18.8	24.0	13.8	23.6	20.7	19.4	22.8	21.1	23.2	17.4	23.9	24.8	25.7	38.2
1. Never	2.8	4.0	1.6	2.9	1.8	2.9	3.7	2.5	2.0	1.9	5.8	2.4	1.0	2.9	5.2	8.4
<i>Item 5700 Subject B01</i>	<i>N</i> 2256	1021	1129	1513	275	401	609	820	427	1682	469	1005	567	252	336	41
A04: How interesting are most of your courses to you?																
5. Very exciting and stimulating	2.2	1.8	2.6	1.3	5.4	2.8	1.9	2.6	1.5	2.1	2.7	2.6	2.5	1.2	1.1	1.8
4. Quite interesting	18.9	19.0	18.8	17.1	22.2	20.9	19.2	19.0	16.3	19.5	16.1	24.1	14.7	18.5	11.6	8.4
3. Fairly interesting	47.5	45.7	49.2	48.7	45.9	43.5	48.3	47.8	49.8	49.3	41.0	49.0	45.8	46.2	47.8	40.1
2. Slightly dull	23.4	23.5	23.4	24.8	16.2	22.7	23.7	21.6	26.9	22.3	28.4	20.1	27.7	22.9	27.0	22.4
1. Very dull	8.0	10.0	6.0	8.1	10.3	10.2	6.9	9.1	5.4	6.9	11.8	4.2	9.3	11.2	12.4	27.3
<i>Item 5710 Subject B01</i>	<i>N</i> 2350	1080	1158	1565	293	423	625	853	449	1754	486	1048	593	261	350	41
A05: How important do you think the things you are learning in school are going to be for your later life?																
5. Very important	16.3	16.0	16.2	10.6	35.9	12.4	14.2	20.1	15.9	15.9	15.9	18.2	18.5	13.4	8.8	6.0
4. Quite important	25.4	26.6	24.5	25.2	24.6	26.5	26.6	26.5	20.8	26.6	20.8	29.3	24.5	21.1	19.4	15.1
3. Fairly important	36.0	35.5	37.5	39.4	27.6	36.8	34.6	34.1	40.6	36.5	36.2	35.8	35.2	37.5	39.8	25.6
2. Slightly important	19.7	18.9	19.8	22.2	9.1	21.6	21.7	17.2	20.0	19.1	22.5	14.9	19.8	24.6	28.2	39.9
1. Not at all important	2.5	3.1	1.9	2.5	2.7	2.8	2.8	2.1	2.6	1.9	4.7	1.7	1.9	3.4	3.8	13.4
<i>Item 5720 Subject B01</i>	<i>N</i> 2345	1079	1155	1564	289	423	625	849	448	1754	482	1044	592	261	350	41
A06: Now thinking back over the past year in school, how often did you . . .																
A06A: Enjoy being in school?																
1. Never	4.6	5.3	3.8	4.6	6.8	4.5	6.0	5.1	1.9	3.1	9.6	3.0	4.7	4.1	8.0	11.4
2. Seldom	16.7	17.3	16.1	18.4	13.2	17.8	19.2	14.4	16.6	15.9	21.2	12.0	20.4	18.4	22.3	32.6
3. Sometimes	42.4	40.8	44.5	43.0	39.8	44.2	41.7	42.8	41.1	42.1	43.0	40.1	43.2	52.3	44.0	31.8
4. Often	27.6	29.1	25.9	27.4	23.9	26.7	27.0	26.3	31.4	29.3	20.7	32.7	24.8	22.3	21.0	17.0
5. Almost always	8.7	7.5	9.8	6.7	16.4	6.8	6.1	11.4	8.9	9.6	5.5	12.3	7.0	2.9	4.8	7.3
<i>Item 23090 Subject B01</i>	<i>N</i> 2358	1084	1159	1566	296	424	625	857	452	1758	489	1051	596	262	349	41
A06B: Hate being in school?																
1. Never	6.0	5.3	6.3	4.6	11.0	5.5	4.1	8.7	4.1	5.8	6.1	8.6	3.8	3.5	2.6	9.4
2. Seldom	26.5	28.0	26.3	26.0	30.7	25.6	25.6	27.2	27.5	28.1	21.7	32.1	23.5	20.4	22.4	11.6
3. Sometimes	36.9	36.6	36.5	37.5	32.1	39.6	38.9	34.7	35.6	36.5	36.1	36.2	39.9	41.9	30.6	35.0
4. Often	22.3	21.7	23.0	24.0	14.6	21.7	21.1	20.8	27.6	23.0	22.4	18.0	22.8	27.5	30.8	24.8
5. Almost always	8.2	8.4	7.9	7.9	11.7	7.6	10.3	8.6	5.3	6.7	13.7	5.2	10.0	6.8	13.6	19.3
<i>Item 23100 Subject B01</i>	<i>N</i> 2354	1082	1160	1565	296	424	623	858	449	1758	487	1051	596	262	348	41
A06C: Try to do your best work in school?																
1. Never	1.2	1.6	0.2	1.0	0.7	0.6	1.8	0.9	1.3	0.8	1.7	0.3	0.9	0.5	3.2	8.7
2. Seldom	6.8	10.8	3.3	7.3	2.5	4.7	8.0	5.5	9.5	6.8	6.1	4.4	9.0	9.5	8.9	6.1
3. Sometimes	25.8	31.5	20.7	28.3	14.6	28.7	27.3	22.5	27.1	24.1	33.2	21.5	26.0	30.5	33.8	37.0
4. Often	35.3	34.8	35.6	34.7	39.3	35.4	35.3	35.2	35.4	35.5	35.0	35.1	39.6	35.0	30.7	25.9
5. Almost always	31.0	21.2	40.2	28.6	42.8	30.5	27.6	35.9	26.7	32.9	24.0	38.8	24.5	24.4	23.4	22.3
<i>Item 23110 Subject B01</i>	<i>N</i> 2354	1083	1159	1566	295	424	624	857	448	1757	488	1051	595	262	350	41
A06D: Find the school work too hard to understand?																
1. Never	13.2	16.1	10.5	13.1	15.8	11.9	12.7	13.2	14.8	13.8	10.1	12.3	14.0	13.4	15.0	12.2
2. Seldom	41.0	40.3	41.7	43.4	34.1	39.4	44.1	38.9	42.3	44.5	28.8	41.4	39.9	42.0	41.5	24.8
3. Sometimes	35.0	32.0	37.9	33.1	39.9	41.0	32.0	35.6	32.5	32.6	44.5	37.2	33.2	34.5	32.6	43.5
4. Often	9.2	10.0	8.2	9.2	8.3	6.7	9.4	10.6	8.6	7.7	13.9	7.9	11.0	9.5	9.7	4.0
5. Almost always	1.6	1.6	1.7	1.3	1.9	1.0	1.8	1.7	1.8	1.4	2.7	1.2	1.9	0.7	1.1	15.6
<i>Item 23120 Subject B01</i>	<i>N</i> 2353	1081	1160	1566	294	424	625	856	448	1756	488	1051	594	262	350	41

QUESTIONNAIRE FORM 6 1999	TOTAL	SEX		RACE		REGION				COLLEGE PLANS?		ILLICIT DRUG USE: LIFETIME				
		M	F	White	Black	NE	NC	S	W	Yes	No	None	Mari- juana Only	Few Pills	More Pills	Any Her- oin
<i>N (Weighted No. of Cases):</i>	2364	1087	1160	1569	296	424	626	862	452	1761	489	1054	596	262	350	41
<i>% of Weighted Total:</i>	100.0	46.0	49.1	66.4	12.5	18.0	26.5	36.5	19.1	74.5	20.7	44.6	25.2	11.1	14.8	1.7
A06E: Fool around in class?																
1. Never	8.7	5.2	11.5	6.3	15.1	8.7	8.5	9.0	8.3	8.3	10.0	13.8	4.4	5.2	3.0	-
2. Seldom	26.7	19.7	33.1	25.6	27.3	29.1	28.2	25.8	23.7	27.4	23.7	31.0	24.9	28.9	18.6	10.7
3. Sometimes	35.2	37.4	32.9	35.7	34.9	38.6	33.8	35.2	33.9	35.0	34.6	32.6	38.8	31.0	39.4	29.3
4. Often	20.0	22.8	18.2	23.4	15.1	15.6	20.4	20.5	22.6	20.5	19.9	15.0	22.6	26.2	25.3	36.9
5. Almost always	9.5	14.9	4.3	9.0	7.5	8.0	9.0	9.5	11.4	8.9	11.8	7.5	9.3	8.7	13.7	23.0
<i>Item 23130 Subject B01</i>	<i>N</i> 2350	<i>1081</i>	<i>1157</i>	<i>1565</i>	<i>292</i>	<i>424</i>	<i>624</i>	<i>854</i>	<i>447</i>	<i>1755</i>	<i>486</i>	<i>1049</i>	<i>595</i>	<i>262</i>	<i>350</i>	<i>41</i>
A06F: Fail to complete or turn in your assignments?																
1. Never	22.3	15.8	28.4	24.5	19.7	24.0	25.6	21.6	17.6	23.5	17.9	28.3	20.6	14.7	13.8	6.8
2. Seldom	40.0	38.1	42.7	40.5	41.6	36.7	42.2	40.7	38.7	41.3	36.4	43.0	38.0	42.4	35.5	32.6
3. Sometimes	25.4	28.9	21.7	22.5	31.8	29.1	21.4	27.0	24.5	23.7	31.8	20.3	27.9	30.1	32.2	31.0
4. Often	10.3	13.8	6.4	10.6	5.6	8.4	8.5	9.5	15.9	9.7	11.2	7.0	11.2	11.5	15.6	24.3
5. Almost always	2.0	3.4	0.8	1.9	1.3	1.7	2.3	1.3	3.2	1.8	2.7	1.4	2.4	1.3	3.0	5.4
<i>Item 23140 Subject B01</i>	<i>N</i> 2347	<i>1081</i>	<i>1157</i>	<i>1564</i>	<i>295</i>	<i>421</i>	<i>625</i>	<i>856</i>	<i>446</i>	<i>1752</i>	<i>486</i>	<i>1048</i>	<i>593</i>	<i>262</i>	<i>350</i>	<i>40</i>
A06G: Get good grades (like As or Bs)?																
1. Never	2.3	3.0	1.5	1.7	3.3	1.4	3.5	1.7	2.4	1.3	5.4	1.2	2.8	2.2	3.4	7.7
2. Seldom	9.5	13.6	5.4	8.4	11.6	9.3	9.4	8.2	12.4	6.1	22.0	6.9	13.5	7.5	11.5	11.4
3. Sometimes	22.0	26.0	17.9	20.5	28.9	21.9	21.0	20.7	26.0	18.9	31.5	17.7	22.2	26.3	30.7	20.1
4. Often	26.2	24.5	27.4	23.9	32.9	27.9	23.4	27.2	26.4	26.8	23.3	26.5	24.9	29.2	25.4	23.9
5. Almost always	40.0	32.8	47.8	45.6	23.3	39.6	42.6	42.1	32.8	46.9	17.8	47.8	36.6	34.8	28.9	36.9
<i>Item 23150 Subject B01</i>	<i>N</i> 2347	<i>1079</i>	<i>1158</i>	<i>1560</i>	<i>295</i>	<i>422</i>	<i>623</i>	<i>853</i>	<i>449</i>	<i>1754</i>	<i>484</i>	<i>1048</i>	<i>594</i>	<i>262</i>	<i>348</i>	<i>40</i>
A06H: Get sent to the office, or have to stay after school, because you misbehaved?																
1. Never	70.7	59.8	80.6	70.8	69.7	69.4	72.4	69.9	71.1	73.4	61.6	83.4	64.7	65.3	50.9	42.9
2. Seldom	20.2	26.9	14.0	20.9	19.6	20.2	20.9	20.7	18.2	19.2	23.0	13.7	25.3	24.7	27.6	29.9
3. Sometimes	6.3	8.8	4.0	5.4	7.9	6.6	4.3	6.5	8.3	5.4	9.3	2.0	7.6	6.4	14.2	18.5
4. Often	1.8	2.8	0.9	1.9	1.8	2.1	1.5	2.1	1.1	1.4	3.4	0.6	1.9	2.2	4.5	2.6
5. Almost always	1.1	1.7	0.6	1.0	1.1	1.7	0.9	0.8	1.3	0.7	2.7	0.3	0.6	1.4	2.7	6.1
<i>Item 23160 Subject B01, B07</i>	<i>N</i> 2350	<i>1082</i>	<i>1159</i>	<i>1563</i>	<i>295</i>	<i>422</i>	<i>625</i>	<i>855</i>	<i>449</i>	<i>1756</i>	<i>486</i>	<i>1051</i>	<i>595</i>	<i>261</i>	<i>350</i>	<i>40</i>
A06I: Skip a day of school, or part of a day (without permission)?																
1. Never	40.8	36.3	45.2	41.8	42.2	35.2	46.5	46.2	27.6	43.5	31.0	57.6	28.8	32.3	20.7	14.2
2. Seldom	26.5	28.3	25.0	25.4	27.4	26.8	24.0	25.5	31.6	26.7	25.6	24.1	31.7	27.7	25.5	21.1
3. Sometimes	20.3	20.7	19.5	20.2	20.6	23.0	20.0	18.5	21.5	18.8	25.6	13.0	26.1	21.2	28.5	34.5
4. Often	10.3	11.9	8.7	11.0	7.4	13.6	7.9	7.4	15.8	9.4	13.9	4.9	10.4	16.0	20.2	21.6
5. Almost always	2.2	2.8	1.6	1.6	2.3	1.3	1.6	2.4	3.5	1.6	3.9	0.4	3.0	2.8	5.1	8.6
<i>Item 23170 Subject B01, B06</i>	<i>N</i> 2355	<i>1083</i>	<i>1160</i>	<i>1566</i>	<i>295</i>	<i>424</i>	<i>625</i>	<i>857</i>	<i>449</i>	<i>1758</i>	<i>488</i>	<i>1051</i>	<i>596</i>	<i>262</i>	<i>350</i>	<i>41</i>
A07: Now thinking back to the time when you were in fifth and sixth grade, how often did you . . .																
A07A: Enjoy being in school?																
1. Never	7.5	9.8	5.6	7.8	5.7	6.6	7.3	8.3	7.2	5.5	14.5	5.8	8.6	5.4	11.1	14.8
2. Seldom	12.9	15.5	10.6	14.3	11.3	14.2	14.4	13.0	9.7	12.1	15.3	13.9	9.0	13.0	16.8	9.3
3. Sometimes	22.8	26.0	18.8	25.0	15.7	23.5	24.4	21.8	21.7	22.4	22.6	22.6	21.5	23.0	25.9	13.0
4. Often	30.8	30.4	31.7	32.1	24.8	32.4	31.2	29.8	30.4	32.4	26.8	31.2	30.2	33.3	29.5	35.7
5. Almost always	26.0	18.3	33.3	20.8	42.4	23.3	22.7	27.1	31.0	27.6	20.7	26.5	30.7	25.3	16.7	27.1
<i>Item 23270 Subject B01</i>	<i>N</i> 2350	<i>1079</i>	<i>1159</i>	<i>1561</i>	<i>296</i>	<i>420</i>	<i>625</i>	<i>856</i>	<i>449</i>	<i>1756</i>	<i>485</i>	<i>1051</i>	<i>594</i>	<i>258</i>	<i>350</i>	<i>41</i>
A07B: Hate being in school?																
1. Never	18.5	14.2	22.5	14.4	35.0	17.2	15.8	21.2	18.5	19.1	15.5	18.8	21.6	17.1	11.9	25.2
2. Seldom	32.2	28.7	36.3	34.0	29.2	33.5	34.5	29.5	32.8	34.5	26.4	32.9	35.1	35.3	26.3	19.8
3. Sometimes	26.6	29.5	23.0	27.3	17.0	26.8	27.2	25.3	28.0	26.1	27.7	26.2	24.3	30.6	28.9	25.3
4. Often	14.3	17.2	11.3	15.6	12.2	14.9	14.2	15.5	11.4	13.6	15.6	14.6	10.5	10.2	21.8	9.6
5. Almost always	8.4	10.5	6.8	8.7	6.7	7.6	8.3	8.5	9.3	6.6	14.9	7.5	8.4	6.8	11.2	20.1
<i>Item 23280 Subject B01</i>	<i>N</i> 2349	<i>1078</i>	<i>1159</i>	<i>1560</i>	<i>296</i>	<i>420</i>	<i>624</i>	<i>856</i>	<i>449</i>	<i>1755</i>	<i>484</i>	<i>1051</i>	<i>594</i>	<i>257</i>	<i>350</i>	<i>41</i>

QUESTIONNAIRE FORM 6 1999	TOTAL	SEX		RACE		REGION				COLLEGE PLANS?		ILLICIT DRUG USE: LIFETIME				
		M	F	White	Black	NE	NC	S	W	Yes	No	None	Mari- juana Only	Few Pills	More Pills	Any Her- oin
<i>N (Weighted No. of Cases):</i>	2364	1087	1160	1569	296	424	626	862	452	1761	489	1054	596	262	350	41
<i>% of Weighted Total:</i>	100.0	46.0	49.1	66.4	12.5	18.0	26.5	36.5	19.1	74.5	20.7	44.6	25.2	11.1	14.8	1.7
A07C: Try to do your best work in school?																
1. Never	2.0	2.5	1.4	2.2	0.9	1.6	2.2	2.5	1.2	1.2	4.5	1.1	1.9	2.5	3.4	4.5
2. Seldom	6.5	9.1	4.0	7.1	3.9	5.6	8.4	6.7	4.3	5.5	10.2	5.2	6.7	7.8	10.0	1.7
3. Sometimes	19.6	24.3	15.9	21.0	14.6	19.7	19.6	20.2	18.3	17.8	25.2	18.8	19.1	18.0	26.2	9.8
4. Often	29.4	31.1	27.8	30.2	28.6	33.5	26.3	29.2	30.1	29.5	29.7	29.2	30.2	30.5	27.2	34.6
5. Almost always	42.5	33.0	50.9	39.5	52.0	39.6	43.4	41.4	46.1	46.0	30.3	45.6	42.2	41.2	33.1	49.5
<i>Item 23290 Subject B01</i>	<i>N</i> 2337	1071	1158	1552	296	418	625	849	445	1750	480	1048	591	258	349	37
A07D: Find the school work too hard to understand?																
1. Never	27.8	29.3	26.5	25.7	37.4	25.0	27.9	28.2	29.5	30.0	19.5	26.1	29.3	29.1	26.5	35.9
2. Seldom	34.3	30.7	37.2	36.0	28.4	36.3	35.2	32.1	35.2	35.9	29.1	34.3	36.7	33.9	30.7	34.2
3. Sometimes	25.7	26.2	25.9	26.8	18.3	28.3	25.6	25.4	24.0	24.1	30.9	28.5	22.4	24.2	27.6	14.4
4. Often	9.0	10.3	7.6	8.9	11.5	7.7	7.1	11.3	8.7	7.9	13.4	8.1	8.4	9.9	12.2	7.5
5. Almost always	3.2	3.5	2.9	2.6	4.5	2.8	4.1	3.0	2.6	2.1	7.2	3.1	3.2	2.9	3.0	7.9
<i>Item 23300 Subject B01</i>	<i>N</i> 2344	1074	1158	1556	296	417	625	854	448	1749	485	1048	592	258	350	41
A07E: Fool around in class?																
1. Never	21.6	12.3	29.4	19.3	25.5	26.8	21.7	20.5	18.8	22.4	19.2	29.4	15.8	21.4	7.9	14.6
2. Seldom	24.4	22.0	27.0	25.7	18.8	26.9	25.9	23.2	22.5	25.5	21.6	27.5	22.9	18.4	23.7	21.7
3. Sometimes	25.3	25.3	25.2	25.8	21.0	23.8	25.8	23.9	28.5	24.7	26.1	23.1	28.6	27.5	25.5	21.2
4. Often	17.4	23.9	12.0	18.3	21.2	16.4	16.1	19.1	16.9	17.4	16.7	13.1	19.6	19.9	24.4	18.1
5. Almost always	11.3	16.5	6.4	10.9	13.6	6.1	10.5	13.3	13.2	10.0	16.4	7.0	13.1	12.8	18.6	24.3
<i>Item 23310 Subject B01</i>	<i>N</i> 2343	1075	1156	1556	295	418	624	854	446	1749	485	1047	592	258	350	41
A07F: Fail to complete or turn in your assignments?																
1. Never	40.8	31.4	49.7	40.1	41.3	46.3	46.3	35.3	38.2	43.5	31.8	45.2	40.0	39.7	28.8	40.8
2. Seldom	31.5	34.5	29.0	32.5	32.8	27.7	27.5	34.0	35.5	32.2	28.9	31.3	32.0	35.0	29.4	30.0
3. Sometimes	17.2	20.0	14.0	16.9	18.7	16.8	16.4	19.2	14.9	15.0	23.4	15.6	17.3	13.3	26.1	10.7
4. Often	8.0	10.8	5.2	8.3	4.7	7.7	7.1	8.5	8.3	7.4	10.0	6.1	7.8	10.7	11.5	10.0
5. Almost always	2.6	3.3	2.1	2.2	2.6	1.5	2.6	2.9	3.1	1.8	5.9	1.9	2.9	1.3	4.3	8.4
<i>Item 23320 Subject B01</i>	<i>N</i> 2341	1075	1154	1557	294	420	623	854	444	1749	483	1047	592	258	348	41
A07G: Get good grades (like As or Bs)?																
1. Never	3.1	3.9	2.0	2.7	2.6	2.2	3.8	3.3	2.6	1.8	7.0	1.9	1.6	3.3	8.2	0.8
2. Seldom	8.6	9.8	7.6	9.3	8.2	7.8	8.6	10.3	6.0	6.6	15.7	6.7	11.0	6.7	11.9	9.5
3. Sometimes	14.4	18.3	10.0	13.6	16.9	16.4	14.8	13.4	14.0	11.2	24.1	13.7	12.7	17.2	17.4	13.8
4. Often	22.9	25.6	20.2	22.8	20.4	25.4	23.1	20.2	25.3	22.0	26.6	23.4	22.6	21.4	24.3	18.6
5. Almost always	51.0	42.5	60.2	51.7	52.0	48.2	49.7	52.9	52.1	58.4	26.6	54.3	52.0	51.4	38.2	57.3
<i>Item 23330 Subject B01</i>	<i>N</i> 2338	1070	1156	1555	296	417	624	855	441	1744	485	1048	593	254	350	41
A07H: Get sent to the office, or have to stay after school, because you misbehaved?																
1. Never	61.3	45.4	76.7	61.3	57.6	65.4	64.8	56.8	61.0	64.5	51.9	71.1	58.1	60.7	43.3	40.4
2. Seldom	19.8	26.0	13.7	21.1	19.5	20.6	19.8	20.5	18.1	19.1	20.7	18.2	17.9	20.8	24.2	29.8
3. Sometimes	10.7	16.6	5.0	10.8	10.4	8.1	10.4	11.7	11.6	9.6	14.7	6.2	13.6	12.1	17.7	13.6
4. Often	5.3	8.1	2.5	4.4	7.2	3.7	3.7	6.9	5.8	4.9	6.6	2.3	8.1	4.7	9.4	7.4
5. Almost always	2.9	3.9	2.0	2.3	5.2	2.2	1.3	4.2	3.5	2.0	6.2	2.2	2.4	1.7	5.5	8.9
<i>Item 23340 Subject B01, B07</i>	<i>N</i> 2347	1077	1158	1559	294	420	623	855	448	1754	484	1051	594	258	348	40
A07I: Skip a day of school, or part of a day (without permission)?																
1. Never	86.5	83.8	89.9	87.2	87.9	86.6	89.5	85.4	84.2	88.7	79.6	91.2	86.1	83.6	77.5	77.6
2. Seldom	7.4	8.8	5.7	7.6	5.0	8.0	6.2	7.0	9.2	7.1	8.5	5.8	6.9	9.7	11.0	13.2
3. Sometimes	3.3	3.8	2.4	2.6	4.4	3.4	2.0	4.2	3.2	2.1	6.3	2.1	3.1	3.8	6.3	0.7
4. Often	2.1	2.4	1.8	2.1	0.7	1.5	1.8	2.3	2.4	1.6	4.1	0.6	3.0	2.6	4.3	4.5
5. Almost always	0.8	1.3	0.2	0.5	2.0	0.4	0.6	1.0	0.9	0.5	1.5	0.3	0.9	0.3	0.9	4.0
<i>Item 23350 Subject B01, B06</i>	<i>N</i> 2348	1078	1159	1560	295	420	624	856	448	1755	485	1051	594	258	349	41

QUESTIONNAIRE FORM 6 1999	TOTAL	SEX		RACE		REGION				COLLEGE PLANS?		ILLICIT DRUG USE: LIFETIME				
		M	F	White	Black	NE	NC	S	W	Yes	No	None	Mari- juana Only	Few Pills	More Pills	Any Her- oin
<i>N (Weighted No. of Cases):</i> <i>% of Weighted Total:</i>	2364 100.0	1087 46.0	1160 49.1	1569 66.4	296 12.5	424 18.0	626 26.5	862 36.5	452 19.1	1761 74.5	489 20.7	1054 44.6	596 25.2	262 11.1	350 14.8	41 1.7
A08: How often do your parents (or step-parents or guardians) do the following?																
A08A: Check on whether you have done your homework (NOTE: This question was omitted in the questionnaires administered in California, beginning in 1997, due to state requirements.)																
1. Never	40.2	36.4	44.2	41.6	43.3	39.4	43.8	39.8	33.5	40.4	42.4	36.3	44.0	38.3	49.3	39.9
2. Rarely	26.4	29.0	24.2	26.3	23.3	30.4	26.9	24.0	26.4	26.5	26.4	27.4	25.2	27.5	24.9	29.8
3. Sometimes	20.2	21.5	18.9	19.4	20.0	18.3	17.8	21.8	24.1	19.6	20.6	20.0	20.2	21.2	17.7	22.3
4. Often	13.3	13.1	12.8	12.7	13.4	12.0	11.5	14.4	16.0	13.5	10.5	16.2	10.6	13.0	8.1	7.9
<i>Item 25180 Subject M03</i>	<i>N 2133</i>	<i>981</i>	<i>1050</i>	<i>1495</i>	<i>270</i>	<i>422</i>	<i>623</i>	<i>859</i>	<i>229</i>	<i>1584</i>	<i>447</i>	<i>962</i>	<i>529</i>	<i>231</i>	<i>322</i>	<i>38</i>
A08B: Provide help with your homework when it's needed (NOTE: This question was omitted in the questionnaires administered in California, beginning in 1997, due to state requirements.)																
1. Never	23.7	24.8	22.1	21.7	31.7	23.3	25.8	24.6	15.6	23.9	24.8	20.0	25.1	27.1	30.5	24.8
2. Rarely	20.6	21.2	19.5	20.8	17.0	21.4	21.9	19.0	21.6	21.5	17.0	19.4	20.3	21.5	23.1	27.7
3. Sometimes	26.1	26.1	26.1	25.9	23.9	31.6	24.4	25.0	24.5	23.8	33.8	28.4	24.6	23.6	23.9	26.8
4. Often	29.6	27.9	32.3	31.6	27.4	23.7	27.9	31.4	38.2	30.8	24.4	32.2	30.0	27.9	22.5	20.6
<i>Item 25190 Subject M03</i>	<i>N 2128</i>	<i>978</i>	<i>1048</i>	<i>1491</i>	<i>270</i>	<i>421</i>	<i>620</i>	<i>858</i>	<i>229</i>	<i>1581</i>	<i>446</i>	<i>959</i>	<i>528</i>	<i>231</i>	<i>321</i>	<i>38</i>
A08C: Require you to do work or chores around the home (NOTE: This question was omitted in the questionnaires administered in California, beginning in 1997, due to state requirements.)																
1. Never	7.4	6.7	7.7	8.0	4.9	7.0	10.0	6.0	6.3	6.9	9.7	4.5	7.9	7.9	12.8	29.2
2. Rarely	12.5	13.6	11.1	13.0	8.7	11.5	15.5	10.9	12.1	12.8	11.5	11.9	13.6	15.1	11.3	8.2
3. Sometimes	31.0	33.6	29.0	33.7	14.1	33.6	33.9	26.6	35.1	30.8	32.2	29.9	32.0	32.0	33.2	23.4
4. Often	49.1	46.1	52.2	45.3	72.3	48.0	40.6	56.4	46.5	49.4	46.6	53.7	46.4	45.0	42.7	39.3
<i>Item 25200 Subject M03</i>	<i>N 2127</i>	<i>977</i>	<i>1049</i>	<i>1491</i>	<i>270</i>	<i>422</i>	<i>619</i>	<i>857</i>	<i>229</i>	<i>1580</i>	<i>446</i>	<i>961</i>	<i>527</i>	<i>230</i>	<i>322</i>	<i>38</i>
A08D: Limit the amount of time you can spend watching TV (NOTE: This question was omitted in the questionnaires administered in California, beginning in 1997, due to state requirements.)																
1. Never	72.1	70.9	73.8	72.3	77.3	74.9	73.7	70.9	67.4	71.6	75.2	63.5	79.5	75.7	82.0	78.6
2. Rarely	16.0	17.6	15.0	17.2	10.7	13.3	14.0	17.7	20.3	16.8	13.5	21.0	12.3	14.3	10.2	6.7
3. Sometimes	8.5	9.4	7.1	8.0	8.1	7.9	9.2	8.1	9.5	8.2	8.0	11.0	6.5	7.6	6.0	0.8
4. Often	3.4	2.0	4.0	2.5	3.9	4.0	3.1	3.4	2.8	3.4	3.4	4.5	1.7	2.3	1.8	13.9
<i>Item 25210 Subject M03</i>	<i>N 2129</i>	<i>979</i>	<i>1049</i>	<i>1495</i>	<i>268</i>	<i>421</i>	<i>622</i>	<i>856</i>	<i>229</i>	<i>1582</i>	<i>445</i>	<i>961</i>	<i>527</i>	<i>231</i>	<i>321</i>	<i>38</i>
A08E: Limit the amount of time you can go out with friends on school nights (NOTE: This question was omitted in the questionnaires administered in California, beginning in 1997, due to state requirements.)																
1. Never	27.6	29.7	25.1	27.0	31.4	25.1	30.6	26.6	27.5	26.2	33.7	25.6	30.6	24.7	28.9	40.8
2. Rarely	22.8	24.3	21.7	23.5	16.4	23.4	23.2	20.8	27.7	23.4	20.5	23.6	22.5	21.4	21.9	17.6
3. Sometimes	24.4	24.0	24.8	25.3	24.4	26.1	24.2	24.9	19.5	23.9	25.2	25.2	23.3	25.7	24.2	19.4
4. Often	25.3	22.0	28.5	24.2	27.8	25.4	22.0	27.7	25.3	26.5	20.6	25.6	23.5	28.2	25.0	22.1
<i>Item 25220 Subject M03</i>	<i>N 2131</i>	<i>981</i>	<i>1049</i>	<i>1495</i>	<i>270</i>	<i>421</i>	<i>622</i>	<i>858</i>	<i>229</i>	<i>1582</i>	<i>447</i>	<i>960</i>	<i>529</i>	<i>231</i>	<i>321</i>	<i>38</i>
A09: To what extent have you participated in the following school activities during this school year?																
A09A: School newspaper or yearbook																
1. Not at all	75.6	80.3	71.2	75.7	76.1	68.4	77.4	78.1	74.9	73.3	83.2	75.1	77.0	74.9	77.4	58.3
2. Slight	9.2	8.7	9.3	8.6	11.8	12.0	8.6	7.7	10.4	10.2	6.7	9.0	9.3	12.4	7.6	9.9
3. Moderate	4.4	3.7	4.7	3.9	4.7	7.2	4.2	3.4	3.6	4.0	4.1	5.1	3.1	2.3	3.8	9.2
4. Considerable	3.7	2.8	4.6	3.8	2.9	4.4	4.2	3.3	3.1	3.6	4.0	3.4	3.7	4.2	3.5	11.9
5. Great extent	7.2	4.5	10.1	8.0	4.5	8.0	5.6	7.4	8.0	9.0	2.0	7.4	6.9	6.2	7.6	10.7
<i>Item 22170 Subject B01, C07</i>	<i>N 2352</i>	<i>1082</i>	<i>1158</i>	<i>1565</i>	<i>296</i>	<i>422</i>	<i>622</i>	<i>857</i>	<i>451</i>	<i>1757</i>	<i>486</i>	<i>1051</i>	<i>596</i>	<i>262</i>	<i>348</i>	<i>41</i>

QUESTIONNAIRE FORM 6 1999	TOTAL	SEX		RACE		REGION				COLLEGE PLANS?		ILLICIT DRUG USE: LIFETIME				
		M	F	White	Black	NE	NC	S	W	Yes	No	None	Mari- juana Only	Few Pills	More Pills	Any Her- oin
<i>N (Weighted No. of Cases):</i>	2364	1087	1160	1569	296	424	626	862	452	1761	489	1054	596	262	350	41
<i>% of Weighted Total:</i>	100.0	46.0	49.1	66.4	12.5	18.0	26.5	36.5	19.1	74.5	20.7	44.6	25.2	11.1	14.8	1.7
A09B: Music or other performing arts																
1. Not at all	57.2	63.1	51.4	58.0	57.6	57.9	50.7	58.6	62.8	53.7	68.9	53.0	62.3	57.5	60.6	59.3
2. Slight	8.8	9.8	8.3	7.3	11.1	7.1	8.0	10.9	7.7	9.4	6.9	7.6	7.2	11.1	14.7	8.5
3. Moderate	6.8	7.2	6.3	6.1	8.8	7.8	6.7	6.0	7.7	6.5	7.9	6.2	8.6	2.8	8.5	1.7
4. Considerable	7.4	6.0	8.8	7.5	7.4	9.4	8.3	6.6	5.9	8.2	4.7	8.3	6.7	6.1	6.5	16.9
5. Great extent	19.8	14.0	25.2	21.1	15.1	17.8	26.3	18.0	15.9	22.2	11.6	24.8	15.2	22.5	9.7	13.6
<i>Item 22180 Subject B01, C07</i>	<i>N 2348</i>	<i>1082</i>	<i>1158</i>	<i>1564</i>	<i>295</i>	<i>422</i>	<i>622</i>	<i>857</i>	<i>448</i>	<i>1756</i>	<i>488</i>	<i>1051</i>	<i>596</i>	<i>262</i>	<i>348</i>	<i>41</i>
A09C: Athletic teams																
1. Not at all	44.8	36.3	52.1	41.6	53.5	41.8	42.5	45.9	48.7	41.8	53.1	44.1	39.3	46.6	53.5	52.9
2. Slight	7.8	7.6	8.4	7.5	5.5	8.2	8.2	7.0	8.6	7.1	10.2	8.9	5.8	10.5	6.4	9.2
3. Moderate	8.3	8.2	8.4	9.0	7.1	8.6	10.5	7.5	6.5	8.4	8.8	7.8	8.0	10.6	7.8	12.3
4. Considerable	11.6	12.0	11.1	12.6	8.0	13.1	12.3	9.4	13.3	12.8	8.6	11.4	12.7	10.2	11.1	14.7
5. Great extent	27.5	35.8	20.0	29.3	25.9	28.4	26.5	30.2	23.0	30.0	19.4	27.9	34.2	22.1	21.2	10.9
<i>Item 22190 Subject B01, C07</i>	<i>N 2340</i>	<i>1082</i>	<i>1150</i>	<i>1559</i>	<i>294</i>	<i>422</i>	<i>620</i>	<i>850</i>	<i>449</i>	<i>1749</i>	<i>486</i>	<i>1044</i>	<i>595</i>	<i>262</i>	<i>348</i>	<i>39</i>
A09D: Academic clubs (e.g., science, math, language)																
1. Not at all	65.2	67.4	63.3	65.5	70.1	65.2	63.4	63.9	70.1	61.8	76.4	59.7	71.0	66.2	72.4	56.9
2. Slight	11.7	12.4	10.9	11.7	9.2	9.7	13.1	11.9	10.9	11.9	10.8	11.9	10.2	12.4	11.9	19.6
3. Moderate	9.4	9.0	9.7	9.5	5.8	10.6	10.0	8.7	8.6	11.0	4.1	11.2	7.3	8.9	7.4	13.7
4. Considerable	7.8	6.0	9.4	7.9	7.6	8.7	7.8	8.2	6.4	8.4	5.1	9.6	5.8	9.0	5.1	5.1
5. Great extent	6.0	5.2	6.8	5.4	7.3	5.8	5.7	7.3	4.0	7.0	3.7	7.7	5.8	3.5	3.1	4.6
<i>Item 23360 Subject B01, C07</i>	<i>N 2345</i>	<i>1082</i>	<i>1155</i>	<i>1564</i>	<i>296</i>	<i>420</i>	<i>622</i>	<i>855</i>	<i>448</i>	<i>1754</i>	<i>488</i>	<i>1047</i>	<i>596</i>	<i>261</i>	<i>349</i>	<i>41</i>
A09E: Student council or government																
1. Not at all	75.0	78.7	71.2	74.1	76.0	76.7	73.9	74.3	76.4	72.4	84.2	74.7	76.2	74.5	73.2	83.6
2. Slight	7.1	5.8	8.3	6.8	6.8	6.7	7.4	6.3	8.3	7.4	5.3	7.5	5.1	7.2	9.8	2.1
3. Moderate	6.8	6.7	6.7	7.5	5.6	4.6	8.1	7.8	4.9	7.4	4.1	6.3	7.1	8.3	7.8	-
4. Considerable	4.2	4.1	4.2	4.6	2.8	2.6	4.4	4.9	4.2	4.7	2.7	3.8	3.7	5.6	4.7	1.7
5. Great extent	7.0	4.7	9.6	7.0	8.8	9.3	6.2	6.7	6.3	8.1	3.7	7.7	7.9	4.4	4.6	12.7
<i>Item 23370 Subject B01, C07</i>	<i>N 2350</i>	<i>1084</i>	<i>1158</i>	<i>1567</i>	<i>296</i>	<i>422</i>	<i>622</i>	<i>857</i>	<i>449</i>	<i>1759</i>	<i>487</i>	<i>1050</i>	<i>596</i>	<i>262</i>	<i>349</i>	<i>41</i>
A09F: Other school clubs or activities																
1. Not at all	32.7	39.8	25.0	30.9	37.7	33.8	31.5	29.7	39.2	28.3	46.3	26.8	34.9	33.5	44.9	33.7
2. Slight	15.4	16.3	14.8	16.3	12.0	16.0	17.2	13.0	16.9	14.5	18.4	13.4	14.0	20.0	21.8	14.3
3. Moderate	18.9	18.3	20.0	20.9	12.9	19.8	20.3	18.9	16.1	20.1	15.3	19.8	20.0	20.8	13.2	18.5
4. Considerable	15.3	12.7	17.9	15.4	11.9	14.5	15.0	17.0	13.4	16.8	10.6	18.0	15.2	9.9	10.8	23.3
5. Great extent	17.7	12.9	22.2	16.5	25.5	15.9	16.1	21.5	14.5	20.3	9.4	22.1	15.9	15.9	9.3	10.1
<i>Item 22200 Subject B01, C07</i>	<i>N 2346</i>	<i>1083</i>	<i>1155</i>	<i>1563</i>	<i>296</i>	<i>421</i>	<i>620</i>	<i>857</i>	<i>449</i>	<i>1756</i>	<i>487</i>	<i>1049</i>	<i>596</i>	<i>262</i>	<i>349</i>	<i>39</i>
A10: Have you ever had to repeat a grade in school?																
1. No	87.7	85.0	91.2	90.4	77.6	89.6	90.9	84.4	87.6	90.7	79.3	88.7	87.6	91.2	86.3	88.3
2. Yes, one time	11.3	13.7	8.1	9.0	19.3	9.4	8.6	13.8	12.2	8.7	18.6	10.5	11.7	8.5	13.1	7.3
3. Yes, two or more times	1.0	1.3	0.6	0.6	3.0	1.0	0.5	1.8	0.3	0.6	2.2	0.8	0.7	0.3	0.6	4.5
<i>Item 23530 Subject B01</i>	<i>N 2355</i>	<i>1085</i>	<i>1159</i>	<i>1569</i>	<i>296</i>	<i>422</i>	<i>624</i>	<i>858</i>	<i>452</i>	<i>1759</i>	<i>489</i>	<i>1054</i>	<i>596</i>	<i>262</i>	<i>349</i>	<i>41</i>
A11: Did you ever attend summer school to make up for poor grades or to keep from being held back?																
1. No	79.4	77.3	81.5	84.3	66.6	79.3	88.1	76.9	72.4	83.0	68.1	83.3	76.8	80.8	74.1	69.0
2. Yes, one summer	14.1	14.7	13.5	11.2	22.3	15.1	7.8	15.6	19.1	12.4	20.2	12.2	15.5	13.3	16.9	21.3
3. Yes, two summers	4.6	5.4	3.7	3.1	8.5	4.2	2.9	6.0	4.7	3.1	8.0	3.1	6.1	4.5	5.4	2.2
4. Yes, three or more summers	1.9	2.6	1.3	1.4	2.5	1.5	1.1	1.5	3.8	1.4	3.6	1.4	1.5	1.5	3.6	7.4
<i>Item 23540 Subject B01</i>	<i>N 2354</i>	<i>1085</i>	<i>1159</i>	<i>1569</i>	<i>296</i>	<i>422</i>	<i>623</i>	<i>857</i>	<i>452</i>	<i>1759</i>	<i>489</i>	<i>1054</i>	<i>596</i>	<i>262</i>	<i>348</i>	<i>41</i>
A12: Have you ever been suspended or expelled from school?																
1. No	75.7	67.1	84.0	79.5	59.7	79.1	80.0	71.8	73.8	79.5	63.5	87.3	70.5	72.3	56.8	50.1
2. Yes, one time	14.4	17.6	11.0	12.0	23.4	11.4	11.5	17.3	15.8	13.3	17.1	9.2	17.7	17.3	20.7	18.6
3. Yes, two or more times	9.9	15.4	5.0	8.4	16.9	9.6	8.5	10.9	10.4	7.2	19.4	3.5	11.8	10.3	22.5	31.3
<i>Item 25140 Subject B07</i>	<i>N 2356</i>	<i>1087</i>	<i>1159</i>	<i>1569</i>	<i>296</i>	<i>422</i>	<i>624</i>	<i>858</i>	<i>452</i>	<i>1760</i>	<i>489</i>	<i>1054</i>	<i>596</i>	<i>262</i>	<i>349</i>	<i>41</i>

QUESTIONNAIRE FORM 6 1999	TOTAL	SEX		RACE		REGION				COLLEGE PLANS?		ILLICIT DRUG USE: LIFETIME				
		M	F	White	Black	NE	NC	S	W	Yes	No	None	Mari- juana Only	Few Pills	More Pills	Any Her- oin
<i>N (Weighted No. of Cases):</i> <i>% of Weighted Total:</i>	2364 100.0	1087 46.0	1160 49.1	1569 66.4	296 12.5	424 18.0	626 26.5	862 36.5	452 19.1	1761 74.5	489 20.7	1054 44.6	596 25.2	262 11.1	350 14.8	41 1.7
A13: During the LAST FOUR WEEKS, on how many days (if any) did you carry a gun to school?																
1. None	97.3	95.6	99.0	98.2	95.0	98.0	97.8	96.8	97.0	97.8	96.0	99.0	97.7	97.2	95.4	76.2
2. One day	0.3	0.4	0.2	0.2	0.9	-	-	0.6	0.4	0.3	0.2	0.2	-	0.9	0.6	-
3. Two days	0.3	0.4	0.2	0.3	0.2	0.3	0.2	0.6	-	0.3	0.5	-	0.8	-	0.3	-
4. 3-5 days	0.6	1.0	0.2	0.4	0.8	0.2	0.9	0.4	1.0	0.5	0.8	0.1	0.2	1.0	1.7	4.7
5. 6-9 days	0.2	0.3	0.1	0.1	0.6	0.1	0.1	0.2	0.4	0.1	0.4	0.1	0.1	-	0.2	2.1
6. 10 or more days	1.3	2.3	0.3	0.9	2.6	1.5	1.1	1.4	1.1	1.0	2.2	0.5	1.2	0.9	1.8	17.0
<i>Item 29590 Subject B07, S01</i>	<i>N</i> 2355	<i>1085</i>	<i>1159</i>	<i>1569</i>	<i>296</i>	<i>421</i>	<i>624</i>	<i>858</i>	<i>452</i>	<i>1759</i>	<i>489</i>	<i>1053</i>	<i>596</i>	<i>262</i>	<i>348</i>	<i>41</i>
A14: During the past 12 months, has anyone made an offer at school to sell or give you an illegal drug (or actually sold or given you one at school)?																
1. No	72.8	65.0	80.1	72.5	77.1	71.6	75.1	74.4	67.4	73.4	71.0	90.7	68.0	63.9	40.2	23.8
2. Yes	27.2	35.0	19.9	27.5	22.9	28.4	24.9	25.6	32.6	26.6	29.0	9.3	32.0	36.1	59.8	76.2
<i>Item 25820 Subject A03a</i>	<i>N</i> 2344	<i>1080</i>	<i>1158</i>	<i>1564</i>	<i>295</i>	<i>421</i>	<i>619</i>	<i>854</i>	<i>450</i>	<i>1758</i>	<i>483</i>	<i>1050</i>	<i>593</i>	<i>260</i>	<i>348</i>	<i>41</i>
A15: In your present school, how vigorous are the teachers and administrators in their attempts to prevent students from . . .																
A15A: Smoking?																
1. Not at all	11.2	12.9	9.0	9.7	13.7	10.9	12.6	10.4	11.0	10.1	13.5	9.3	11.2	10.4	15.1	15.1
2. Slightly	18.3	18.4	18.5	20.2	12.7	17.9	21.2	17.5	16.0	18.5	18.8	17.8	20.6	17.0	17.4	22.8
3. Somewhat	21.2	21.2	20.3	23.8	15.5	21.4	23.2	20.1	20.5	22.0	17.8	20.4	21.6	21.7	22.9	24.7
4. Fairly vigorous	19.8	19.8	20.7	21.5	14.8	19.9	18.3	20.7	19.9	20.0	19.5	21.0	15.6	21.6	24.3	13.1
5. Very vigorous	16.9	14.4	19.2	15.4	21.0	19.6	13.7	18.3	16.2	16.9	16.5	17.9	17.6	15.1	12.6	19.2
8. Don't know	12.6	13.3	12.3	9.5	22.3	10.3	11.0	13.1	16.3	12.4	13.9	13.7	13.3	14.2	7.8	5.1
<i>Item 23550 Subject A10a, B01</i>	<i>N</i> 2340	<i>1078</i>	<i>1157</i>	<i>1564</i>	<i>292</i>	<i>422</i>	<i>616</i>	<i>852</i>	<i>450</i>	<i>1756</i>	<i>482</i>	<i>1049</i>	<i>592</i>	<i>260</i>	<i>349</i>	<i>40</i>
A15B: Drinking?																
1. Not at all	10.9	12.6	9.3	10.2	14.3	11.8	11.4	10.6	10.1	9.6	15.0	10.1	10.4	8.3	15.8	14.0
2. Slightly	15.0	15.6	14.5	16.1	10.1	14.2	17.3	13.7	15.2	15.6	12.9	14.1	14.1	16.6	18.3	20.2
3. Somewhat	18.6	17.5	19.3	20.4	13.7	18.0	20.7	17.1	19.3	19.7	15.8	18.6	19.6	18.7	16.3	21.7
4. Fairly vigorous	15.9	15.9	15.9	18.3	7.8	16.0	18.1	16.1	12.4	15.6	16.3	17.3	14.1	15.7	16.4	6.0
5. Very vigorous	21.9	21.1	23.0	20.9	26.0	23.1	18.0	24.7	20.8	22.2	21.0	22.3	23.1	18.2	20.8	22.2
8. Don't know	17.6	17.3	18.0	14.1	28.1	16.8	14.4	17.8	22.3	17.5	19.0	17.7	18.7	22.4	12.5	16.0
<i>Item 23560 Subject A10a, B01</i>	<i>N</i> 2338	<i>1078</i>	<i>1158</i>	<i>1563</i>	<i>295</i>	<i>422</i>	<i>617</i>	<i>852</i>	<i>446</i>	<i>1759</i>	<i>482</i>	<i>1050</i>	<i>592</i>	<i>260</i>	<i>349</i>	<i>41</i>
A15C: Drug use?																
1. Not at all	8.3	9.4	6.9	7.1	11.5	8.3	8.8	8.5	7.2	7.3	11.1	7.1	9.3	4.7	10.3	21.5
2. Slightly	12.5	11.9	12.8	13.2	11.0	13.8	13.3	11.7	11.5	12.9	11.7	11.6	12.7	11.1	15.6	16.4
3. Somewhat	16.4	15.6	17.7	18.9	8.9	13.8	20.6	13.0	19.5	16.7	16.2	16.1	16.3	18.5	17.1	12.0
4. Fairly vigorous	18.8	17.9	19.6	20.8	12.7	19.9	19.1	19.5	16.1	19.0	18.3	19.4	16.4	21.2	19.2	23.5
5. Very vigorous	28.1	28.3	27.8	26.7	31.5	28.4	23.2	31.8	27.4	28.5	25.1	28.8	28.1	24.6	27.5	23.1
8. Don't know	16.0	16.9	15.2	13.3	24.3	15.9	15.0	15.4	18.4	15.6	17.6	17.0	17.1	19.9	10.3	3.5
<i>Item 23570 Subject A10a, B01</i>	<i>N</i> 2335	<i>1077</i>	<i>1157</i>	<i>1562</i>	<i>293</i>	<i>421</i>	<i>615</i>	<i>852</i>	<i>446</i>	<i>1756</i>	<i>482</i>	<i>1050</i>	<i>591</i>	<i>260</i>	<i>349</i>	<i>40</i>
A16: How severe do you think the consequences would be for a student in your school who gets caught . . .																
A16A: Smoking?																
1. No consequences	5.7	6.2	4.3	4.7	5.1	5.9	7.1	3.3	8.0	4.9	7.3	5.2	3.7	5.7	8.3	8.7
2. Mild	35.5	37.0	34.3	39.5	22.3	34.9	38.3	32.1	39.0	36.1	35.9	32.4	37.9	35.2	39.3	67.8
3. Moderate	34.3	32.5	36.4	37.2	27.7	32.0	34.9	37.9	28.5	35.0	30.8	33.9	36.4	38.8	34.1	8.2
4. Severe	18.1	19.1	17.7	14.7	31.2	22.3	15.1	19.0	16.9	18.8	15.8	21.4	15.9	14.9	13.7	11.2
8. Don't know	6.4	5.2	7.4	3.9	13.7	4.9	4.6	7.8	7.7	5.3	10.1	7.1	6.2	5.5	4.6	4.1
<i>Item 23580 Subject A10a, B01</i>	<i>N</i> 2341	<i>1078</i>	<i>1158</i>	<i>1564</i>	<i>295</i>	<i>421</i>	<i>618</i>	<i>853</i>	<i>450</i>	<i>1758</i>	<i>483</i>	<i>1050</i>	<i>592</i>	<i>260</i>	<i>348</i>	<i>41</i>
A16B: Using (or possessing) alcohol?																
1. No consequences	1.5	1.2	1.1	0.8	3.3	0.8	1.4	1.8	1.6	0.7	3.3	1.3	0.8	0.7	2.6	4.0
2. Mild	7.0	7.8	6.3	6.9	8.9	5.4	9.4	6.2	6.7	7.2	6.6	7.5	7.3	4.5	7.4	4.4
3. Moderate	29.9	32.5	27.7	33.1	18.7	28.8	33.2	26.8	32.5	31.0	28.4	28.4	29.7	37.4	28.2	50.8
4. Severe	53.0	52.0	54.5	53.4	52.3	57.5	49.7	55.3	48.8	53.8	48.2	52.4	54.5	51.2	55.2	40.9
8. Don't know	8.6	6.5	10.4	5.7	16.8	7.5	6.3	9.9	10.4	7.2	13.5	10.4	7.7	6.3	6.8	-
<i>Item 23590 Subject A10a, B01</i>	<i>N</i> 2336	<i>1079</i>	<i>1157</i>	<i>1564</i>	<i>294</i>	<i>421</i>	<i>618</i>	<i>852</i>	<i>445</i>	<i>1758</i>	<i>482</i>	<i>1050</i>	<i>592</i>	<i>260</i>	<i>347</i>	<i>41</i>

DESCRIPTIVE RESULTS: 1999

225

QUESTIONNAIRE FORM 6 1999	TOTAL	SEX		RACE		REGION				COLLEGE PLANS?		ILLICIT DRUG USE: LIFETIME				
		M	F	White	Black	NE	NC	S	W	Yes	No	None	Mari- juana Only	Few Pills	More Pills	Any Her- oin
<i>N (Weighted No. of Cases):</i>	2364	1087	1160	1569	296	424	626	862	452	1761	489	1054	596	262	350	41
<i>% of Weighted Total:</i>	100.0	46.0	49.1	66.4	12.5	18.0	26.5	36.5	19.1	74.5	20.7	44.6	25.2	11.1	14.8	1.7
A16C: Using (or possessing) an illegal drug?																
1. No consequences	1.4	1.6	0.9	0.8	2.7	1.3	0.8	2.2	0.9	0.8	3.0	1.2	0.9	0.9	1.8	10.0
2. Mild	3.1	2.6	3.6	3.0	3.2	2.2	4.2	2.3	4.0	2.9	3.7	2.3	4.6	2.9	3.2	0.4
3. Moderate	11.0	11.4	10.5	12.5	5.1	9.5	14.1	8.7	12.6	11.4	10.7	10.1	10.2	12.6	14.0	18.3
4. Severe	76.7	77.9	76.2	78.2	75.9	79.0	73.0	79.2	74.7	78.2	70.8	76.5	78.3	78.0	75.2	71.3
8. Don't know	7.7	6.5	8.8	5.5	13.1	7.9	7.8	7.5	7.8	6.6	11.7	10.0	6.0	5.6	5.8	-
<i>Item 23600 Subject A10a, B01</i>	<i>N</i> 2337	1079	1159	1564	295	421	617	852	447	1759	483	1050	592	260	348	41
A17: The next questions ask for your opinions on the effects of using certain drugs and other substances. How much do you think people risk harming themselves (physically or in other ways), if they . . .																
A17A: Smoke one or more packs of cigarettes per day																
1. No risk	1.9	1.7	1.4	1.0	4.1	1.6	1.6	1.9	2.5	0.7	4.6	1.7	1.6	0.8	1.3	-
2. Slight risk	6.3	7.0	5.2	6.4	7.8	4.2	8.0	6.9	5.0	5.4	9.4	3.9	5.5	9.0	10.2	22.9
3. Moderate risk	28.0	29.8	26.2	31.9	15.1	26.9	33.6	27.1	23.1	26.2	34.5	24.3	24.5	37.9	38.6	36.1
4. Great risk	62.6	59.9	66.3	60.1	71.1	66.2	56.1	62.1	68.8	67.0	48.5	68.9	67.6	51.3	48.7	36.8
5. Can't say, drug unfamiliar	1.3	1.6	0.8	0.5	1.9	1.2	0.5	2.1	0.6	0.7	3.1	1.1	0.7	1.0	1.3	4.2
<i>Item 12360 Subject A14a</i>	<i>N</i> 2334	1076	1157	1564	293	420	612	852	450	1755	483	1051	592	259	347	40
A17B: Try marijuana once or twice																
1. No risk	36.5	42.2	31.6	39.0	29.2	36.9	38.0	31.7	43.1	36.2	39.3	14.5	50.1	47.1	69.7	74.6
2. Slight risk	34.7	32.2	37.4	35.1	33.6	39.2	35.4	33.5	31.5	35.5	31.4	39.0	36.5	32.5	21.3	14.2
3. Moderate risk	15.2	12.5	18.0	15.1	15.4	13.0	14.5	17.4	14.1	15.3	14.4	23.3	9.3	10.0	5.5	4.5
4. Great risk	11.3	10.5	11.2	9.4	18.3	8.6	10.1	14.5	9.2	10.8	11.6	19.8	3.5	8.2	2.0	2.5
5. Can't say, drug unfamiliar	2.4	2.7	1.9	1.4	3.5	2.3	2.0	2.8	2.1	2.1	3.3	3.4	0.7	2.2	1.6	4.2
<i>Item 12370 Subject A14a</i>	<i>N</i> 2328	1077	1154	1560	293	422	611	852	443	1754	481	1051	588	260	348	40
A17C: Smoke marijuana occasionally																
1. No risk	13.6	16.2	10.8	14.4	11.1	10.1	17.2	12.4	14.5	12.2	18.8	3.4	14.4	18.7	34.2	56.1
2. Slight risk	30.4	32.8	28.7	33.0	26.4	38.5	28.7	27.5	30.7	32.0	25.4	17.7	43.1	37.6	43.5	24.5
3. Moderate risk	32.1	29.1	34.9	33.0	27.0	32.4	32.9	31.2	32.6	32.4	30.9	40.4	30.5	26.2	15.2	15.4
4. Great risk	21.8	19.6	23.9	18.3	32.7	16.9	19.4	26.6	20.8	21.7	21.8	35.5	11.4	16.4	6.0	-
5. Can't say, drug unfamiliar	2.0	2.2	1.6	1.3	2.7	2.1	1.8	2.5	1.3	1.8	3.0	3.0	0.7	1.0	1.1	4.0
<i>Item 12380 Subject A14a</i>	<i>N</i> 2327	1072	1157	1561	293	421	613	849	443	1753	481	1050	589	256	348	41
A17D: Smoke marijuana regularly																
1. No risk	5.7	6.3	4.9	5.2	6.0	5.1	5.1	5.6	7.1	3.4	13.6	2.1	4.9	5.7	13.0	36.0
2. Slight risk	12.7	15.4	9.7	13.9	11.8	11.6	13.3	12.4	13.7	13.6	10.6	3.0	16.1	20.4	28.0	30.8
3. Moderate risk	22.8	24.5	21.6	23.7	20.1	26.3	23.6	20.8	22.1	22.3	23.6	14.1	31.0	27.6	33.3	15.7
4. Great risk	56.6	51.4	61.8	55.8	58.4	54.5	56.6	58.0	55.9	58.8	48.8	77.3	47.3	45.4	24.4	13.5
5. Can't say, drug unfamiliar	2.2	2.3	2.0	1.5	3.6	2.5	1.4	3.2	1.3	2.0	3.4	3.4	0.8	1.0	1.2	4.0
<i>Item 12390 Subject A14a</i>	<i>N</i> 2333	1077	1159	1563	295	422	614	851	446	1758	483	1051	591	260	347	41
A17E: Try cocaine once or twice																
1. No risk	4.5	6.1	2.3	4.2	4.9	2.9	4.8	4.6	5.1	3.6	6.6	2.4	3.5	2.3	11.2	17.7
2. Slight risk	16.3	16.3	16.2	18.8	6.9	17.6	17.9	14.5	16.1	16.1	18.1	13.6	14.1	17.7	27.4	21.9
3. Moderate risk	23.5	22.9	24.7	24.9	11.6	25.4	25.8	19.1	27.2	24.1	21.8	25.9	21.2	24.8	20.0	29.1
4. Great risk	51.1	49.4	53.0	48.0	71.1	50.3	45.9	56.7	48.3	52.4	46.0	53.3	56.7	49.5	38.8	24.8
5. Can't say, drug unfamiliar	4.6	5.2	3.8	4.0	5.5	3.8	5.6	5.1	3.3	3.8	7.5	4.9	4.6	5.7	2.5	6.5
<i>Item 12490 Subject A14a</i>	<i>N</i> 2329	1073	1158	1559	295	420	612	850	447	1755	482	1047	591	260	347	41
A17F: Take one or two drinks nearly every day																
1. No risk	9.9	15.4	4.6	10.2	7.2	9.4	11.1	9.6	9.3	9.3	11.7	5.4	9.8	14.3	17.8	24.3
2. Slight risk	21.0	23.6	18.4	22.9	18.4	23.4	22.3	21.2	16.4	20.3	24.1	17.8	20.1	24.6	28.3	36.6
3. Moderate risk	36.0	34.1	37.7	38.2	28.2	33.1	37.4	34.8	38.8	35.9	35.8	34.0	40.9	33.7	36.9	23.0
4. Great risk	31.6	25.1	38.2	28.0	42.8	33.0	28.3	32.0	34.1	33.1	26.1	41.0	28.6	25.2	15.9	12.1
5. Can't say, drug unfamiliar	1.6	1.8	1.0	0.8	3.3	1.1	0.9	2.3	1.4	1.4	2.3	1.7	0.5	2.1	1.1	4.0
<i>Item 12520 Subject A14a</i>	<i>N</i> 2330	1075	1158	1560	295	420	613	851	446	1756	483	1048	592	259	347	41

QUESTIONNAIRE FORM 6 1999	TOTAL	SEX		RACE		REGION				COLLEGE PLANS?		ILLICIT DRUG USE: LIFETIME				
		M	F	White	Black	NE	NC	S	W	Yes	No	None	Mari- juana Only	Few Pills	More Pills	Any Her- oin
<i>N (Weighted No. of Cases):</i>	2364	1087	1160	1569	296	424	626	862	452	1761	489	1054	596	262	350	41
<i>% of Weighted Total:</i>	100.0	46.0	49.1	66.4	12.5	18.0	26.5	36.5	19.1	74.5	20.7	44.6	25.2	11.1	14.8	1.7
A17G: Take four or five drinks nearly every day																
1. No risk	2.6	3.8	1.0	1.7	4.1	1.4	2.9	2.8	3.1	2.0	3.8	1.9	2.0	3.6	2.9	10.2
2. Slight risk	6.4	8.1	4.5	7.2	4.5	5.6	8.5	5.9	5.2	5.7	9.2	2.7	7.9	12.6	9.4	14.1
3. Moderate risk	21.4	25.3	17.8	23.3	17.4	22.3	21.8	23.2	16.7	21.1	23.0	18.0	19.5	25.6	30.6	34.8
4. Great risk	68.1	61.1	75.5	67.0	70.7	69.8	66.2	65.8	73.6	70.0	61.7	75.6	70.1	57.2	55.6	36.8
5. Can't say, drug unfamiliar	1.5	1.7	1.1	0.8	3.3	1.0	0.6	2.4	1.4	1.3	2.2	1.8	0.5	1.0	1.4	4.0
<i>Item 12530 Subject A14a</i>	<i>N 2329</i>	<i>1075</i>	<i>1158</i>	<i>1563</i>	<i>295</i>	<i>420</i>	<i>613</i>	<i>849</i>	<i>447</i>	<i>1759</i>	<i>480</i>	<i>1049</i>	<i>591</i>	<i>260</i>	<i>347</i>	<i>41</i>
A17H: Have five or more drinks once or twice each weekend																
1. No risk	8.4	11.6	5.0	8.4	5.9	10.5	8.3	7.5	8.2	7.3	11.1	3.6	8.4	9.0	18.9	28.1
2. Slight risk	18.4	22.3	14.3	20.8	8.5	21.6	19.3	16.8	17.1	18.7	17.0	8.9	20.9	26.7	34.9	28.8
3. Moderate risk	29.7	28.6	31.0	31.2	25.3	31.1	29.2	27.6	33.0	29.8	29.6	29.3	32.3	32.2	25.0	28.7
4. Great risk	42.2	35.8	48.7	38.9	56.6	35.7	42.8	45.7	40.5	42.9	40.2	56.3	37.9	31.1	20.4	10.4
5. Can't say, drug unfamiliar	1.4	1.7	1.0	0.7	3.8	1.1	0.4	2.4	1.2	1.2	2.2	1.8	0.5	1.0	0.8	4.0
<i>Item 12540 Subject A14a</i>	<i>N 2329</i>	<i>1075</i>	<i>1158</i>	<i>1561</i>	<i>294</i>	<i>422</i>	<i>614</i>	<i>848</i>	<i>445</i>	<i>1758</i>	<i>480</i>	<i>1048</i>	<i>592</i>	<i>259</i>	<i>346</i>	<i>41</i>
A17I: Take steroids for body-building or improved athletic performance																
1. No risk	2.2	3.0	1.1	1.3	4.5	1.6	1.7	2.8	2.2	1.5	3.5	1.8	2.0	1.8	1.8	7.9
2. Slight risk	5.5	6.7	4.3	5.7	3.5	6.3	6.2	4.9	4.8	4.6	8.5	4.3	5.8	6.6	8.4	4.8
3. Moderate risk	24.4	24.6	24.7	27.2	17.4	25.4	26.7	24.7	19.7	25.1	23.2	24.2	22.2	27.7	27.4	30.1
4. Great risk	62.1	59.7	64.5	61.6	64.7	64.1	59.3	60.1	68.1	63.8	56.4	64.5	63.4	59.1	56.3	52.4
5. Can't say, drug unfamiliar	5.8	6.0	5.4	4.2	9.9	2.7	6.1	7.6	5.2	5.0	8.3	5.2	6.6	4.7	6.2	4.9
<i>Item 24510 Subject A14a</i>	<i>N 2331</i>	<i>1076</i>	<i>1157</i>	<i>1563</i>	<i>293</i>	<i>422</i>	<i>614</i>	<i>848</i>	<i>447</i>	<i>1758</i>	<i>481</i>	<i>1051</i>	<i>591</i>	<i>259</i>	<i>347</i>	<i>41</i>
A17J: Take MDMA (ecstasy) once or twice																
1. No risk	6.2	8.0	4.3	6.0	4.9	6.6	6.5	5.7	6.1	5.5	7.6	2.4	3.2	7.2	16.8	39.4
2. Slight risk	13.3	14.9	11.6	15.3	4.6	19.9	11.8	10.3	14.7	14.3	10.9	7.0	15.4	17.6	24.7	25.9
3. Moderate risk	17.3	17.5	17.3	18.8	8.9	21.9	16.1	16.5	16.3	17.3	17.8	14.9	16.0	27.7	21.1	10.5
4. Great risk	35.0	30.1	40.8	34.5	41.4	31.9	32.3	37.7	36.5	37.1	27.0	42.7	34.0	28.8	22.0	15.9
5. Can't say, drug unfamiliar	28.2	29.5	26.1	25.5	40.3	19.7	33.4	29.7	26.3	25.8	36.7	33.0	31.5	18.7	15.5	8.3
<i>Item 23040 Subject A14a</i>	<i>N 2325</i>	<i>1073</i>	<i>1156</i>	<i>1562</i>	<i>292</i>	<i>421</i>	<i>612</i>	<i>848</i>	<i>444</i>	<i>1754</i>	<i>481</i>	<i>1048</i>	<i>590</i>	<i>260</i>	<i>347</i>	<i>40</i>
A18: Individuals differ in whether or not they disapprove of people doing certain things. Do YOU disapprove of people (who are 18 or older) doing each of the following?																
A18A: Smoking one or more packs of cigarettes per day (NOTE: This question was omitted in the questionnaires administered in California, from 1997 through 2001.)																
1. Don't disapprove	40.0	42.7	38.0	43.5	31.2	35.6	43.9	40.3	36.4	36.9	51.5	25.4	45.6	47.7	66.4	75.4
2. Disapprove	34.7	31.5	36.9	33.5	38.7	37.8	34.7	32.3	37.6	35.7	30.5	40.7	33.3	29.9	22.8	17.7
3. Strongly disapprove	25.3	25.8	25.0	23.0	30.1	26.6	21.4	27.4	26.0	27.5	18.0	33.8	21.1	22.4	10.8	6.9
<i>Item 8560 Subject A11a</i>	<i>N 2117</i>	<i>975</i>	<i>1048</i>	<i>1488</i>	<i>271</i>	<i>418</i>	<i>617</i>	<i>853</i>	<i>229</i>	<i>1578</i>	<i>444</i>	<i>957</i>	<i>526</i>	<i>231</i>	<i>321</i>	<i>38</i>
A18B: Trying marijuana once or twice																
1. Don't disapprove	52.5	55.1	50.5	54.8	44.6	58.9	53.8	46.4	56.4	51.5	55.6	25.0	73.0	68.3	85.4	93.6
2. Disapprove	26.8	24.8	28.7	25.3	33.1	25.4	25.2	30.0	24.4	27.1	27.3	38.7	22.3	16.9	7.5	4.0
3. Strongly disapprove	20.6	20.1	20.7	19.9	22.3	15.7	21.0	23.5	19.2	21.4	17.1	36.3	4.7	14.7	7.2	2.4
<i>Item 8570 Subject A11a</i>	<i>N 2341</i>	<i>1078</i>	<i>1160</i>	<i>1564</i>	<i>296</i>	<i>422</i>	<i>617</i>	<i>852</i>	<i>450</i>	<i>1756</i>	<i>486</i>	<i>1047</i>	<i>595</i>	<i>262</i>	<i>349</i>	<i>41</i>
A18C: Smoking marijuana occasionally																
1. Don't disapprove	40.3	44.2	36.6	41.5	38.5	43.2	41.2	37.9	40.7	38.6	47.3	15.5	55.6	50.9	75.0	95.0
2. Disapprove	29.0	26.7	31.3	28.4	30.9	32.4	27.3	28.7	28.9	29.3	27.2	33.6	29.9	28.3	16.6	2.7
3. Strongly disapprove	30.7	29.1	32.1	30.1	30.6	24.4	31.5	33.4	30.5	32.1	25.5	50.9	14.5	20.8	8.5	2.4
<i>Item 8580 Subject A11a</i>	<i>N 2335</i>	<i>1079</i>	<i>1157</i>	<i>1563</i>	<i>296</i>	<i>419</i>	<i>617</i>	<i>852</i>	<i>447</i>	<i>1756</i>	<i>483</i>	<i>1048</i>	<i>592</i>	<i>262</i>	<i>349</i>	<i>41</i>

DESCRIPTIVE RESULTS: 1999

227

QUESTIONNAIRE FORM 6 1999	TOTAL	SEX		RACE		REGION				COLLEGE PLANS?		ILLICIT DRUG USE: LIFETIME					
		M	F	White	Black	NE	NC	S	W	Yes	No	None	Mari- juana Only	Few Pills	More Pills	Any Her- oin	
<i>N (Weighted No. of Cases):</i>	2364	1087	1160	1569	296	424	626	862	452	1761	489	1054	596	262	350	41	
<i>% of Weighted Total:</i>	100.0	46.0	49.1	66.4	12.5	18.0	26.5	36.5	19.1	74.5	20.7	44.6	25.2	11.1	14.8	1.7	
A18D: Smoking marijuana regularly																	
1. Don't disapprove	23.9	30.5	17.4	23.7	26.7	23.1	22.6	24.3	26.0	21.1	34.3	8.2	29.7	24.9	53.8	74.8	
2. Disapprove	28.3	25.8	30.4	27.0	31.4	32.6	28.9	27.0	25.8	28.3	26.8	23.5	34.7	35.8	26.5	22.3	
3. Strongly disapprove	47.8	43.7	52.2	49.4	41.9	44.3	48.5	48.8	48.2	50.6	38.9	68.3	35.6	39.4	19.7	2.9	
<i>Item 8590 Subject A11a</i>	<i>N</i>	<i>2332</i>	<i>1078</i>	<i>1155</i>	<i>1566</i>	<i>292</i>	<i>420</i>	<i>618</i>	<i>847</i>	<i>447</i>	<i>1752</i>	<i>485</i>	<i>1048</i>	<i>592</i>	<i>262</i>	<i>349</i>	<i>41</i>
A18E: Trying cocaine once or twice																	
1. Don't disapprove	13.6	16.8	10.6	14.2	9.4	12.1	12.3	14.8	14.9	12.5	17.4	6.0	11.3	11.6	37.8	54.8	
2. Disapprove	26.9	24.8	28.6	28.7	18.9	31.6	26.5	24.2	28.0	26.6	29.3	25.7	27.8	33.4	25.4	25.9	
3. Strongly disapprove	59.5	58.4	60.8	57.1	71.8	56.2	61.3	61.1	57.1	60.9	53.3	68.3	60.9	55.0	36.7	19.3	
<i>Item 08690 Subject A11a</i>	<i>N</i>	<i>2324</i>	<i>1071</i>	<i>1154</i>	<i>1558</i>	<i>293</i>	<i>419</i>	<i>616</i>	<i>843</i>	<i>446</i>	<i>1745</i>	<i>484</i>	<i>1046</i>	<i>590</i>	<i>259</i>	<i>349</i>	<i>41</i>
A18F: Taking one or two drinks nearly every day																	
1. Don't disapprove	33.4	42.5	24.9	34.7	32.1	34.7	34.7	35.1	27.0	32.0	39.1	23.7	35.3	34.3	55.3	62.1	
2. Disapprove	40.7	36.4	44.8	41.8	34.7	42.7	41.0	38.2	43.3	40.7	41.2	41.2	44.4	41.7	33.8	29.2	
3. Strongly disapprove	25.9	21.1	30.3	23.5	33.1	22.5	24.3	26.8	29.7	27.4	19.7	35.1	20.2	24.0	10.9	8.7	
<i>Item 8720 Subject A11a</i>	<i>N</i>	<i>2332</i>	<i>1077</i>	<i>1155</i>	<i>1564</i>	<i>294</i>	<i>420</i>	<i>615</i>	<i>849</i>	<i>447</i>	<i>1752</i>	<i>485</i>	<i>1048</i>	<i>593</i>	<i>261</i>	<i>349</i>	<i>41</i>
A18G: Taking four or five drinks nearly every day																	
1. Don't disapprove	14.9	21.0	8.8	15.2	16.0	12.9	14.9	16.7	13.3	12.4	23.5	8.0	15.6	18.4	28.3	41.5	
2. Disapprove	33.5	33.9	32.7	35.0	27.3	35.9	34.5	34.7	27.3	33.2	36.1	28.6	37.1	32.1	41.5	39.6	
3. Strongly disapprove	51.7	45.2	58.5	49.8	56.6	51.2	50.6	48.6	59.4	54.4	40.4	63.4	47.3	49.5	30.3	18.9	
<i>Item 8730 Subject A11a</i>	<i>N</i>	<i>2335</i>	<i>1078</i>	<i>1159</i>	<i>1565</i>	<i>295</i>	<i>420</i>	<i>617</i>	<i>851</i>	<i>447</i>	<i>1755</i>	<i>485</i>	<i>1047</i>	<i>594</i>	<i>262</i>	<i>349</i>	<i>41</i>
A18H: Having five or more drinks once or twice each weekend																	
1. Don't disapprove	38.2	44.1	32.9	42.3	25.4	40.7	38.8	36.7	38.1	37.3	42.8	21.0	44.5	49.0	68.5	75.3	
2. Disapprove	27.5	27.2	27.5	27.5	27.9	31.2	27.8	27.9	23.0	26.5	31.1	29.8	31.2	21.0	18.3	18.4	
3. Strongly disapprove	34.3	28.7	39.6	30.2	46.8	28.1	33.4	35.5	38.9	36.3	26.1	49.1	24.3	30.1	13.2	6.3	
<i>Item 8740 Subject A11a</i>	<i>N</i>	<i>2332</i>	<i>1079</i>	<i>1154</i>	<i>1564</i>	<i>294</i>	<i>420</i>	<i>618</i>	<i>849</i>	<i>446</i>	<i>1752</i>	<i>485</i>	<i>1048</i>	<i>593</i>	<i>261</i>	<i>348</i>	<i>41</i>
A18I: Taking steroids for body-building or improved athletic performance																	
1. Don't disapprove	11.1	16.1	6.7	11.3	10.1	9.3	12.7	11.7	9.3	10.2	13.7	8.2	11.2	7.2	20.9	27.9	
2. Disapprove	32.4	29.8	34.1	34.6	23.9	35.3	32.5	32.8	29.0	31.4	36.6	32.2	30.7	37.1	34.9	20.6	
3. Strongly disapprove	56.5	54.1	59.2	54.2	66.0	55.4	54.8	55.5	61.7	58.4	49.7	59.7	58.2	55.7	44.2	51.5	
<i>Item 24520 Subject A11a</i>	<i>N</i>	<i>2332</i>	<i>1078</i>	<i>1155</i>	<i>1565</i>	<i>296</i>	<i>421</i>	<i>617</i>	<i>850</i>	<i>444</i>	<i>1752</i>	<i>485</i>	<i>1044</i>	<i>595</i>	<i>262</i>	<i>348</i>	<i>41</i>
A18J: Trying heroin once or twice without using a needle																	
1. Don't disapprove	7.4	9.9	5.0	7.4	7.3	6.3	7.0	8.0	7.6	6.3	10.3	3.8	8.9	4.2	14.2	37.5	
2. Disapprove	17.9	17.9	17.4	18.1	11.9	20.8	18.1	17.8	15.2	17.6	20.2	19.3	13.1	17.1	21.2	29.5	
3. Strongly disapprove	74.7	72.2	77.6	74.5	80.8	72.8	74.9	74.1	77.3	76.1	69.4	76.9	78.0	78.7	64.6	32.9	
<i>Item 29690 Subject A11a</i>	<i>N</i>	<i>2334</i>	<i>1079</i>	<i>1159</i>	<i>1565</i>	<i>296</i>	<i>419</i>	<i>616</i>	<i>852</i>	<i>447</i>	<i>1755</i>	<i>483</i>	<i>1045</i>	<i>595</i>	<i>262</i>	<i>349</i>	<i>41</i>
A18K: Taking heroin occasionally without using a needle																	
1. Don't disapprove	6.2	8.8	3.5	5.9	6.6	4.0	5.9	8.0	5.0	4.9	9.9	3.4	7.2	5.2	9.7	38.4	
2. Disapprove	12.8	12.8	12.1	11.9	10.8	14.6	12.0	13.2	11.3	12.2	15.2	14.1	9.8	8.2	14.7	24.1	
3. Strongly disapprove	81.1	78.4	84.4	82.3	82.7	81.4	82.1	78.8	83.7	82.8	74.9	82.5	83.0	86.6	75.6	37.5	
<i>Item 29700 Subject A11a</i>	<i>N</i>	<i>2336</i>	<i>1080</i>	<i>1159</i>	<i>1566</i>	<i>296</i>	<i>419</i>	<i>618</i>	<i>852</i>	<i>447</i>	<i>1756</i>	<i>485</i>	<i>1047</i>	<i>595</i>	<i>262</i>	<i>349</i>	<i>41</i>
A18L: Taking MDMA (ecstasy) once or twice																	
1. Don't disapprove	17.9	22.0	14.0	18.9	9.5	22.8	15.9	15.5	20.3	17.3	20.4	7.2	16.5	22.6	42.6	76.7	
2. Disapprove	27.7	28.5	26.5	28.5	18.5	33.2	28.6	25.8	24.9	27.4	29.7	25.3	29.5	33.4	29.1	16.6	
3. Strongly disapprove	54.5	49.5	59.5	52.6	71.9	44.0	55.5	58.7	54.8	55.3	49.9	67.5	54.0	44.0	28.3	6.8	
<i>Item 29960 Subject A11a</i>	<i>N</i>	<i>2290</i>	<i>1060</i>	<i>1139</i>	<i>1543</i>	<i>290</i>	<i>413</i>	<i>608</i>	<i>833</i>	<i>436</i>	<i>1720</i>	<i>478</i>	<i>1024</i>	<i>585</i>	<i>255</i>	<i>344</i>	<i>41</i>
A19: How difficult do you think it would be for you to get each of the following types of drugs, if you wanted some?																	

QUESTIONNAIRE FORM 6 1999	TOTAL	SEX		RACE		REGION				COLLEGE PLANS?		ILLICIT DRUG USE: LIFETIME					
		M	F	White	Black	NE	NC	S	W	Yes	No	None	Mari- juana Only	Few Pills	More Pills	Any Her- oin	
<i>N (Weighted No. of Cases):</i>	2364	1087	1160	1569	296	424	626	862	452	1761	489	1054	596	262	350	41	
<i>% of Weighted Total:</i>	100.0	46.0	49.1	66.4	12.5	18.0	26.5	36.5	19.1	74.5	20.7	44.6	25.2	11.1	14.8	1.7	
A19A: Marijuana (pot, weed)																	
1. Probably impossible	3.0	3.0	2.9	1.8	3.3	2.5	3.6	3.3	2.0	2.3	5.3	5.8	0.5	1.4	0.6	-	
2. Very difficult	2.1	2.4	1.6	1.6	1.1	2.6	2.5	2.2	0.8	1.8	3.2	3.4	0.6	2.3	0.3	-	
3. Fairly difficult	3.9	4.0	3.5	3.4	2.7	3.7	3.9	4.3	3.3	3.6	3.7	6.6	1.0	2.5	0.3	6.4	
4. Fairly easy	21.5	21.2	22.4	23.9	13.2	19.0	28.3	19.3	18.8	22.7	16.4	30.6	15.2	16.8	11.9	4.1	
5. Very easy	69.5	69.5	69.7	69.4	79.5	72.2	61.7	70.9	75.1	69.6	71.4	53.6	82.7	77.0	86.9	89.5	
<i>Item 6750 Subject A03a</i>	<i>N</i>	<i>2334</i>	<i>1080</i>	<i>1153</i>	<i>1561</i>	<i>292</i>	<i>422</i>	<i>615</i>	<i>847</i>	<i>450</i>	<i>1750</i>	<i>486</i>	<i>1046</i>	<i>595</i>	<i>261</i>	<i>348</i>	<i>41</i>
A19B: LSD																	
1. Probably impossible	10.3	9.6	9.9	6.0	25.0	8.4	9.1	13.8	6.9	9.0	12.2	14.3	7.8	9.1	1.8	1.6	
2. Very difficult	14.4	15.7	13.4	14.6	15.2	13.5	17.6	12.7	14.0	14.2	15.3	17.6	16.4	11.8	5.5	6.0	
3. Fairly difficult	31.1	30.5	32.3	32.9	26.2	33.3	30.6	29.8	32.0	32.4	27.8	34.2	33.5	30.8	21.4	14.6	
4. Fairly easy	29.6	29.6	30.2	31.8	19.6	30.7	29.7	27.4	32.8	30.6	27.5	25.3	29.6	32.8	39.7	36.4	
5. Very easy	14.7	14.6	14.3	14.6	14.1	14.1	13.0	16.3	14.3	13.8	17.1	8.6	12.7	15.5	31.7	41.4	
<i>Item 6760 Subject A03a</i>	<i>N</i>	<i>2293</i>	<i>1069</i>	<i>1127</i>	<i>1542</i>	<i>284</i>	<i>414</i>	<i>605</i>	<i>837</i>	<i>437</i>	<i>1723</i>	<i>478</i>	<i>1019</i>	<i>588</i>	<i>260</i>	<i>346</i>	<i>41</i>
A19C: PCP (angel dust)																	
1. Probably impossible	14.4	13.5	14.4	11.4	23.9	9.9	15.4	17.6	11.3	13.2	16.3	17.8	12.6	12.7	7.2	10.9	
2. Very difficult	23.8	27.1	20.5	26.5	14.8	22.5	29.3	20.7	23.1	24.3	22.4	23.7	23.7	24.4	25.7	17.4	
3. Fairly difficult	34.2	33.1	36.4	36.5	28.5	36.3	33.9	31.1	38.8	35.5	32.5	32.5	35.7	36.5	38.5	21.6	
4. Fairly easy	19.0	18.6	20.0	19.4	17.4	21.2	15.4	20.5	19.0	19.5	17.3	19.4	19.0	17.5	19.3	15.6	
5. Very easy	8.6	7.8	8.7	6.1	15.3	10.0	6.0	10.2	7.9	7.5	11.6	6.7	8.9	8.8	9.2	34.5	
<i>Item 6771 Subject A03a</i>	<i>N</i>	<i>2289</i>	<i>1067</i>	<i>1125</i>	<i>1535</i>	<i>288</i>	<i>416</i>	<i>605</i>	<i>834</i>	<i>435</i>	<i>1716</i>	<i>481</i>	<i>1017</i>	<i>588</i>	<i>257</i>	<i>347</i>	<i>41</i>
A19D: MDMA (ecstasy)																	
1. Probably impossible	14.6	13.5	14.5	9.5	32.2	8.3	15.2	18.4	12.5	12.6	18.8	19.5	14.0	8.5	4.4	1.7	
2. Very difficult	17.6	18.8	16.2	19.8	14.1	13.5	23.4	16.9	15.1	18.1	16.8	19.7	17.3	15.7	15.0	11.6	
3. Fairly difficult	27.7	27.2	29.0	29.6	24.3	26.3	30.4	28.1	24.4	28.0	28.0	31.5	23.5	29.7	25.2	16.1	
4. Fairly easy	23.8	24.6	24.1	25.4	16.6	27.6	20.7	21.9	28.2	25.4	19.0	19.1	28.3	27.3	29.1	23.8	
5. Very easy	16.3	16.0	16.2	15.7	12.7	24.3	10.2	14.7	19.9	15.9	17.4	10.3	16.9	18.7	26.3	46.9	
<i>Item 23050 Subject A03a</i>	<i>N</i>	<i>2273</i>	<i>1058</i>	<i>1119</i>	<i>1530</i>	<i>283</i>	<i>416</i>	<i>601</i>	<i>824</i>	<i>432</i>	<i>1713</i>	<i>472</i>	<i>1007</i>	<i>583</i>	<i>257</i>	<i>346</i>	<i>41</i>
A19E: Crystal meth ("ice")																	
1. Probably impossible	16.9	16.5	16.4	13.3	29.9	14.0	17.2	19.7	14.0	15.0	21.3	20.2	17.4	13.7	8.0	5.6	
2. Very difficult	25.3	25.9	24.7	26.5	19.8	28.3	29.1	23.2	20.9	26.1	22.8	24.0	27.8	29.9	24.0	10.0	
3. Fairly difficult	30.4	31.0	30.5	34.2	19.6	35.2	27.7	29.7	31.1	32.3	25.4	33.2	27.1	31.6	28.8	26.1	
4. Fairly easy	17.7	16.8	19.0	17.9	17.0	15.0	16.4	17.2	23.2	18.1	16.9	16.8	16.5	14.1	24.6	25.2	
5. Very easy	9.7	9.7	9.4	8.1	13.7	7.6	9.7	10.1	10.8	8.5	13.7	5.8	11.2	10.8	14.6	33.0	
<i>Item 24410 Subject A03a</i>	<i>N</i>	<i>2282</i>	<i>1060</i>	<i>1126</i>	<i>1535</i>	<i>284</i>	<i>413</i>	<i>604</i>	<i>828</i>	<i>437</i>	<i>1714</i>	<i>478</i>	<i>1019</i>	<i>583</i>	<i>255</i>	<i>345</i>	<i>41</i>
A19F: Steroids																	
1. Probably impossible	10.0	8.1	11.2	6.3	19.1	9.3	10.0	9.7	11.0	8.9	11.3	11.0	11.3	7.8	4.3	10.0	
2. Very difficult	14.1	14.7	13.5	14.4	10.0	15.2	14.9	13.1	14.0	14.3	13.9	12.9	15.6	14.3	14.4	24.3	
3. Fairly difficult	23.8	25.3	22.2	23.9	21.3	20.2	26.3	19.3	32.2	24.5	23.2	23.3	24.6	24.9	24.3	20.8	
4. Fairly easy	28.3	28.4	29.1	31.3	23.4	30.5	26.6	30.5	24.5	28.8	27.1	31.1	23.1	30.1	30.9	14.3	
5. Very easy	23.8	23.4	24.0	24.0	26.2	24.9	22.3	27.4	18.2	23.5	24.4	21.7	25.4	23.0	26.1	30.6	
<i>Item 23060 Subject A03a</i>	<i>N</i>	<i>2309</i>	<i>1072</i>	<i>1141</i>	<i>1549</i>	<i>288</i>	<i>419</i>	<i>608</i>	<i>839</i>	<i>443</i>	<i>1735</i>	<i>483</i>	<i>1034</i>	<i>589</i>	<i>260</i>	<i>346</i>	<i>41</i>
A19G: Alcohol																	
1. Probably impossible	1.7	1.8	1.5	0.7	4.6	0.6	1.6	2.4	1.3	1.3	2.5	2.6	0.9	0.7	0.6	-	
2. Very difficult	1.1	1.0	0.9	0.6	1.3	0.3	1.1	1.9	0.3	0.9	1.6	1.5	-	1.3	0.6	6.4	
3. Fairly difficult	2.3	2.2	2.1	1.2	2.0	2.1	2.9	2.0	2.3	1.7	3.5	3.5	1.2	1.2	0.6	-	
4. Fairly easy	8.1	9.7	6.7	7.3	8.7	9.3	7.6	8.2	7.5	8.4	7.5	10.1	7.0	9.3	3.6	6.9	
5. Very easy	86.9	85.4	88.8	90.2	83.4	87.6	86.8	85.6	88.6	87.7	84.9	82.2	91.0	87.4	94.7	86.7	
<i>Item 30950 Subject A03a</i>	<i>N</i>	<i>2328</i>	<i>1079</i>	<i>1153</i>	<i>1561</i>	<i>289</i>	<i>422</i>	<i>615</i>	<i>844</i>	<i>447</i>	<i>1750</i>	<i>485</i>	<i>1046</i>	<i>595</i>	<i>260</i>	<i>348</i>	<i>41</i>
The following questions are about cigarette smoking.																	
B01: Have you ever smoked cigarettes?																	
1. Never—GO TO Q.B13	37.8	38.2	37.2	33.2	53.7	37.3	35.2	38.4	40.7	40.8	28.3	64.5	17.2	17.8	11.1	0.7	
2. Once or twice	21.7	23.9	20.7	19.4	29.5	23.7	18.4	21.5	24.7	20.9	24.3	20.6	30.0	23.2	11.8	12.4	
3. Occasionally but not regularly	15.4	15.6	15.4	17.8	7.0	15.6	16.2	16.1	12.9	16.3	11.9	8.9	24.1	21.8	16.0	14.0	
4. Regularly in the past	6.8	5.9	6.9	7.5	3.6	5.1	7.7	7.3	6.1	6.6	8.0	2.9	7.8	10.3	13.8	11.0	
5. Regularly now	18.3	16.3	19.9	22.1	6.2	18.4	22.5	16.6	15.7	15.4	27.6	3.0	20.9	26.9	47.3	61.9	
<i>Item 760 Subject A01a</i>	<i>N</i>	<i>2336</i>	<i>1080</i>	<i>1156</i>	<i>1563</i>	<i>294</i>	<i>421</i>	<i>615</i>	<i>849</i>	<i>451</i>	<i>1752</i>	<i>487</i>	<i>1050</i>	<i>594</i>	<i>259</i>	<i>348</i>	<i>41</i>

QUESTIONNAIRE FORM 6 1999	TOTAL	SEX		RACE		REGION				COLLEGE PLANS?		ILLICIT DRUG USE: LIFETIME				
		M	F	White	Black	NE	NC	S	W	Yes	No	None	Mari- juana Only	Few Pills	More Pills	Any Her- oin
<i>N (Weighted No. of Cases):</i>	2364	1087	1160	1569	296	424	626	862	452	1761	489	1054	596	262	350	41
<i>% of Weighted Total:</i>	100.0	46.0	49.1	66.4	12.5	18.0	26.5	36.5	19.1	74.5	20.7	44.6	25.2	11.1	14.8	1.7
B02: How frequently have you smoked cigarettes during the past 30 days?																
1. Not at all-GO TO Q.B06	66.2	67.9	65.3	60.4	86.7	66.5	61.0	66.0	73.4	69.1	57.4	88.4	56.8	49.4	34.8	11.7
2. Less than one cigarette per day	11.8	11.3	12.0	13.3	6.4	11.6	12.4	12.4	9.7	12.0	9.9	7.3	17.5	20.2	10.0	14.6
3. One to five cigarettes per day	9.7	8.4	11.0	11.3	3.4	8.7	11.2	9.4	9.5	8.8	13.5	2.2	14.7	12.2	22.1	9.1
4. About one-half pack per day	6.6	6.3	6.6	8.0	1.8	7.1	7.4	6.6	5.0	5.3	10.7	1.4	7.3	10.2	14.4	32.5
5. About one pack per day	4.3	4.7	4.1	5.6	0.8	4.9	5.8	4.1	2.2	3.7	6.3	0.7	3.1	5.2	15.5	17.7
6. About one and one-half packs per day	1.1	1.1	1.1	1.4	0.9	1.0	1.8	1.1	0.2	0.8	2.1	-	0.7	2.7	2.7	12.0
7. Two packs or more per day	0.3	0.2	-	0.1	-	0.1	0.4	0.3	0.2	0.2	-	-	-	-	0.6	2.4
<i>Item 780 Subject A01c</i>	<i>N</i> 2330	1079	1151	1558	293	417	614	849	450	1748	485	1049	592	256	348	41
B03: During the last 30 days, about how many times (if any) have you bought cigarettes . . .																
B03A: . . . by having a friend or relative buy them for you?																
1. None	65.0	72.2	58.7	62.6	83.9	64.4	68.6	61.2	68.2	65.4	63.5	74.4	70.6	56.9	57.6	59.6
2. 1 time	12.0	9.6	14.8	12.9	2.0	13.1	11.6	12.8	9.6	12.3	11.7	12.7	11.7	12.9	12.6	3.3
3. 2 times	6.4	5.6	6.6	6.6	4.7	6.5	5.4	5.9	9.2	5.3	9.3	3.6	4.3	9.7	8.7	7.4
4. 3-5 times	7.6	5.1	10.3	8.4	5.5	9.3	5.3	9.3	6.2	8.8	5.4	5.6	7.9	10.3	7.6	8.4
5. 6-9 times	3.3	3.4	2.8	3.7	-	2.4	3.2	4.3	2.2	3.0	4.2	1.1	2.5	0.6	7.1	7.5
6. 10 or more	5.7	4.2	6.8	5.9	3.9	4.4	6.0	6.5	4.6	5.3	5.9	2.5	3.0	9.7	6.5	13.8
<i>Item 29970 Subject A03b</i>	<i>N†</i> 860	387	420	636	66	145	252	326	137	585	225	180	260	135	227	35
B03B: . . . on your own from vending machines?																
1. None	93.6	94.1	94.7	94.6	91.8	92.2	92.3	92.6	99.8	94.5	94.5	95.4	96.0	95.0	94.4	73.3
2. 1 time	3.3	3.9	2.7	3.3	4.0	3.7	4.5	3.7	-	3.6	1.6	3.5	3.0	1.2	3.3	10.3
3. 2 times	1.1	1.0	1.2	0.8	-	2.1	0.7	1.4	-	1.2	0.5	0.4	0.6	1.3	0.6	7.1
4. 3-5 times	0.7	0.6	0.3	0.3	-	2.0	0.6	0.5	-	0.3	0.7	-	0.5	-	1.0	1.9
5. 6-9 times	0.5	-	0.7	0.3	4.2	-	1.1	0.5	0.2	*	2.0	0.2	-	2.0	-	4.7
6. 10 or more	0.7	0.4	0.3	0.6	-	-	0.8	1.3	-	0.4	0.8	0.5	-	0.5	0.6	2.8
<i>Item 29980 Subject A03b</i>	<i>N†</i> 854	387	417	633	66	145	249	327	134	584	224	181	258	135	226	35
B03C: . . . through the mail?																
1. None	98.8	99.3	99.2	99.6	100.0	99.4	98.9	98.2	99.3	99.3	98.5	99.5	100.0	100.0	99.1	85.9
2. 1 time	0.2	0.4	-	0.2	-	0.2	0.4	-	-	0.1	0.5	-	-	-	0.1	-
3. 2 times	0.2	-	0.2	-	-	-	-	0.2	0.5	0.1	-	-	-	-	0.3	-
4. 3-5 times	0.2	0.2	0.1	-	-	-	0.3	0.3	0.2	*	0.3	0.2	-	-	0.4	2.0
5. 6-9 times	0.2	-	-	0.3	-	-	-	0.5	-	-	0.7	-	-	-	-	4.9
6. 10 or more	0.5	0.1	0.6	-	-	0.4	0.4	0.8	-	0.5	-	0.3	-	-	-	7.2
<i>Item 29990 Subject A03b</i>	<i>N†</i> 851	385	417	631	66	144	249	325	133	582	224	180	258	135	226	34
B03D: . . . in a store where you pick up the pack (or carton) and bring it to the check-out counter?																
1. None	53.7	51.2	55.9	50.0	72.5	56.2	47.3	52.5	65.6	57.8	44.1	67.6	59.8	62.8	36.2	25.9
2. 1 time	9.3	8.7	9.6	10.0	5.4	9.8	9.3	9.1	9.3	7.5	13.3	10.0	8.7	13.3	7.3	5.8
3. 2 times	8.6	8.9	8.6	9.1	4.6	7.0	7.4	11.7	5.0	8.5	7.6	7.4	8.6	7.3	10.1	8.1
4. 3-5 times	11.6	11.5	11.8	12.9	4.0	10.5	19.0	8.3	7.1	9.7	17.6	7.6	12.8	10.3	12.3	27.7
5. 6-9 times	3.7	4.3	3.1	4.3	-	3.1	1.9	5.0	4.5	4.2	2.5	2.5	1.1	1.2	7.5	9.1
6. 10 or more	13.2	15.5	10.9	13.7	13.4	13.4	15.2	13.4	8.5	12.4	14.8	5.0	9.0	5.2	26.6	23.5
<i>Item 30000 Subject A03b</i>	<i>N†</i> 853	386	419	635	64	147	249	323	134	586	223	181	255	135	228	37
B03E: . . . in a store where the clerk has to hand you the pack or carton?																
1. None	37.0	33.7	39.5	33.0	61.8	32.0	32.6	39.0	45.6	37.5	35.1	67.6	29.2	44.5	21.7	13.8
2. 1 time	14.3	13.3	15.2	14.2	15.7	14.5	13.9	15.6	11.5	15.2	12.3	9.9	24.4	12.2	7.6	10.1
3. 2 times	7.9	7.6	7.8	7.8	4.4	5.1	9.1	8.3	7.6	8.8	5.6	7.5	8.2	7.2	7.8	12.3
4. 3-5 times	15.8	13.9	17.9	17.3	4.0	13.2	23.2	12.3	13.5	14.9	19.2	7.6	19.2	16.7	18.6	16.6
5. 6-9 times	7.3	9.3	6.0	8.0	-	9.6	5.5	6.5	9.7	8.0	6.8	1.2	6.1	4.8	12.8	17.9
6. 10 or more	17.8	22.2	13.6	19.7	14.1	25.6	15.7	18.2	12.0	15.7	21.0	6.2	12.9	14.6	31.4	29.2
<i>Item 30010 Subject A03b</i>	<i>N†</i> 860	391	422	639	66	149	251	327	134	590	225	181	263	135	228	35
B04: During the last 30 days, about how many times (if any) did YOU buy cigarettes for your own use . . .																

* = less than .05 percent. † = excludes respondents for whom question was inappropriate.

QUESTIONNAIRE FORM 6 1999	TOTAL	SEX		RACE		REGION				COLLEGE PLANS?		ILLICIT DRUG USE: LIFETIME					
		M	F	White	Black	NE	NC	S	W	Yes	No	None	Mari- juana Only	Few Pills	More Pills	Any Her- oin	
<i>N (Weighted No. of Cases):</i>	2364	1087	1160	1569	296	424	626	862	452	1761	489	1054	596	262	350	41	
<i>% of Weighted Total:</i>	100.0	46.0	49.1	66.4	12.5	18.0	26.5	36.5	19.1	74.5	20.7	44.6	25.2	11.1	14.8	1.7	
B04A: . . . at a big supermarket?																	
1. None	78.5	73.4	83.5	79.0	81.4	80.0	77.8	78.0	79.5	81.0	71.9	91.9	79.3	83.4	70.2	54.3	
2. 1 time	7.4	11.3	3.8	7.1	5.9	7.6	5.4	9.1	6.8	6.7	9.6	3.9	5.7	8.7	10.4	6.4	
3. 2 times	5.9	5.3	6.6	6.1	6.2	0.3	9.3	5.9	5.7	4.3	10.7	1.6	8.1	3.0	8.2	7.1	
4. 3-5 times	4.7	4.3	5.3	4.0	4.5	8.2	5.0	2.8	5.0	5.1	3.9	1.5	3.7	3.9	5.8	22.8	
5. 6-9 times	0.9	1.7	0.2	1.2	-	0.6	1.0	1.0	0.9	1.2	0.3	0.3	1.2	0.5	1.4	-	
6. 10 or more	2.6	4.0	0.6	2.6	2.0	3.3	1.5	3.3	2.2	1.7	3.6	0.8	1.9	0.5	4.0	9.5	
<i>Item 30020 Subject A03b</i>	<i>N†</i>	864	390	422	641	66	151	254	322	136	589	226	177	263	135	229	37
B04B: . . . at a small grocery store?																	
1. None	65.4	63.4	67.8	64.2	83.4	57.9	67.2	67.4	65.7	70.8	52.4	81.2	70.1	68.6	52.7	34.4	
2. 1 time	8.1	9.1	7.8	8.5	2.5	7.3	7.8	8.8	8.1	6.3	12.6	4.9	4.9	10.0	11.2	20.2	
3. 2 times	8.7	8.7	8.9	9.8	3.5	5.8	9.0	8.9	10.6	7.2	12.8	6.2	6.8	7.8	13.5	8.0	
4. 3-5 times	9.1	10.0	8.5	10.0	4.3	12.5	9.5	7.3	8.8	7.6	13.8	2.4	11.1	7.6	11.1	16.3	
5. 6-9 times	3.5	3.7	2.6	2.9	2.0	6.8	3.0	2.1	4.1	3.6	3.4	0.6	3.2	3.0	6.3	2.2	
6. 10 or more	5.2	5.2	4.2	4.5	4.3	9.6	3.6	5.5	2.8	4.5	4.9	4.7	3.9	2.9	5.3	18.9	
<i>Item 30030 Subject A03b</i>	<i>N†</i>	855	387	419	635	66	149	251	322	133	586	224	177	260	135	229	37
B04C: . . . at a drugstore?																	
1. None	83.6	81.4	87.3	84.5	90.4	73.5	80.2	87.8	90.9	83.7	86.0	93.5	85.8	84.5	76.9	74.1	
2. 1 time	5.2	5.9	4.2	5.0	2.0	7.2	7.3	4.5	0.9	4.9	5.2	1.6	6.2	5.5	5.4	8.3	
3. 2 times	4.7	4.7	4.9	4.8	4.1	6.3	5.4	4.0	3.2	5.3	3.5	1.1	4.6	4.9	7.3	3.7	
4. 3-5 times	3.1	4.1	1.4	2.8	1.0	5.8	4.0	1.0	3.3	2.6	3.0	1.2	1.5	3.1	4.9	5.9	
5. 6-9 times	1.6	2.0	1.1	1.4	-	2.5	2.1	1.2	0.6	1.8	0.7	0.8	1.1	0.7	2.5	3.4	
6. 10 or more	1.9	2.0	1.1	1.3	2.5	4.9	1.1	1.6	1.1	1.7	1.5	1.8	0.8	1.3	2.9	4.6	
<i>Item 30040 Subject A03b</i>	<i>N†</i>	854	387	418	635	66	148	250	323	133	585	224	177	260	134	229	36
B04D: . . . at a convenience store (like a Hop-In or 7-11) or a gas station?																	
1. None	34.3	31.8	35.2	28.6	65.0	29.0	30.5	38.5	37.3	35.4	30.3	62.5	27.5	42.3	18.2	18.0	
2. 1 time	14.4	12.2	17.6	15.5	12.4	12.5	15.0	13.8	17.0	15.2	13.4	13.1	23.5	11.3	7.8	9.7	
3. 2 times	7.9	8.2	7.2	8.0	7.9	9.8	8.6	6.6	7.9	8.0	9.0	9.5	11.0	6.1	5.1	3.5	
4. 3-5 times	16.2	17.2	15.6	17.5	1.0	17.2	19.2	13.7	15.5	16.2	16.1	5.8	18.6	16.7	19.4	29.6	
5. 6-9 times	8.2	8.4	8.5	10.2	2.4	10.5	6.2	8.2	9.7	7.6	10.7	3.9	4.8	9.1	13.1	17.6	
6. 10 or more	18.9	22.1	16.0	20.3	11.3	21.1	20.6	19.2	12.7	17.7	20.6	5.2	14.7	14.6	36.4	21.6	
<i>Item 30050 Subject A03b</i>	<i>N†</i>	866	391	426	646	66	151	254	327	134	591	229	180	264	135	231	37
B005: What brand of cigarettes do you usually smoke? (Brands are in alphabetical order. Mark only one)																	
01. Basic	0.1	0.3	-	-	1.9	-	-	0.3	-	-	-	0.7	-	-	-	-	
02. Benson & Hedges	*	-	0.1	-	-	0.1	-	-	-	*	-	0.2	-	-	-	-	
03. Black & Whites	-	-	-	-	-	-	-	-	-	-	-	-	-	-	-	-	
04. Cambridge	-	-	-	-	-	-	-	-	-	-	-	-	-	-	-	-	
05. Camel	10.7	14.1	8.6	12.8	-	2.5	14.5	7.6	19.9	11.9	9.3	4.7	7.2	14.3	17.7	7.7	
06. Capri	-	-	-	-	-	-	-	-	-	-	-	-	-	-	-	-	
07. Carlton	-	-	-	-	-	-	-	-	-	-	-	-	-	-	-	-	
08. Doral	0.1	-	-	-	-	-	0.2	-	-	-	-	-	-	-	-	-	
09. GPC	0.1	-	0.2	-	-	-	-	-	0.6	0.1	-	-	-	-	0.3	-	
10. Kent	-	-	-	-	-	-	-	-	-	-	-	-	-	-	-	-	
11. Kool	0.2	0.5	-	0.3	-	-	0.4	-	0.5	0.3	-	-	0.7	-	-	-	
12. Marlboro	60.6	58.1	64.4	66.8	4.1	55.9	62.4	62.3	58.2	61.3	61.6	57.2	63.5	59.6	61.7	68.5	
13. Merit	-	-	-	-	-	-	-	-	-	-	-	-	-	-	-	-	
14. Misty	-	-	-	-	-	-	-	-	-	-	-	-	-	-	-	-	
15. Monarch	-	-	-	-	-	-	-	-	-	-	-	-	-	-	-	-	
16. More	-	-	-	-	-	-	-	-	-	-	-	-	-	-	-	-	
17. Newport	15.0	14.6	14.8	9.8	62.3	22.3	12.4	15.8	9.9	13.1	18.0	3.8	19.5	11.6	16.7	21.6	
18. Pall Mall	-	-	-	-	-	-	-	-	-	-	-	-	-	-	-	-	
19. Parliament	1.8	0.1	3.1	2.1	-	7.2	1.6	-	-	2.2	0.6	1.7	2.8	1.5	0.6	0.4	
20. Salem	-	-	-	-	-	-	-	-	-	-	-	-	-	-	-	-	
21. Vantage	-	-	-	-	-	-	-	-	-	-	-	-	-	-	-	-	
22. Viginia Slims	0.7	0.5	0.9	0.5	1.3	1.2	0.7	0.2	0.9	0.6	-	2.1	0.3	1.3	-	-	
23. Winston	0.6	0.5	0.6	0.7	-	-	-	1.5	-	-	2.1	2.4	0.4	-	-	-	
24. Other	2.7	2.6	2.7	2.0	5.8	3.4	1.2	3.9	2.2	2.1	4.3	5.6	1.1	5.8	0.7	1.7	
25. No usual brand	7.6	8.8	4.7	5.1	24.7	7.4	6.7	8.3	7.7	8.2	4.1	21.8	4.6	5.9	2.3	-	
<i>Item 30065 Subject A011</i>	<i>N†</i>	782	348	397	603	49	140	239	283	121	537	204	135	250	126	216	37

†=excludes respondents for whom question was inappropriate. *=less than .05 percent.

QUESTIONNAIRE FORM 6 1999	TOTAL	SEX		RACE		REGION				COLLEGE PLANS?		ILLICIT DRUG USE: LIFETIME				
		M	F	White	Black	NE	NC	S	W	Yes	No	None	Mari- juana Only	Few Pills	More Pills	Any Her- oin
<i>N (Weighted No. of Cases):</i>	2364	1087	1160	1569	296	424	626	862	452	1761	489	1054	596	262	350	41
<i>% of Weighted Total:</i>	100.0	46.0	49.1	66.4	12.5	18.0	26.5	36.5	19.1	74.5	20.7	44.6	25.2	11.1	14.8	1.7
B06: The last time that you tried to buy cigarettes in a store or gas station, were you asked for proof of age?																
1. I never tried to buy cigarettes at a store or gas station	37.4	35.0	39.8	32.0	53.8	37.0	31.4	37.4	46.6	38.1	34.8	60.4	33.9	34.8	17.4	10.3
2. No, they didn't ask me and they sold me the cigarettes	26.4	25.3	27.8	28.8	20.8	31.0	29.9	25.7	18.3	26.5	26.4	21.8	26.0	28.2	31.0	34.8
3. No, they didn't ask but they didn't sell me the cigarettes	0.7	0.7	0.8	0.5	3.0	0.7	0.9	1.0	-	0.5	1.5	0.3	0.6	2.8	0.3	-
4. Yes, I was asked for proof of age—GO TO Q.B06A	35.5	39.0	31.6	38.7	22.4	31.3	37.8	35.9	35.1	34.8	37.3	17.5	39.5	34.2	51.4	54.9
<i>Item 30070 Subject A03b</i> <i>N†</i>	1517	702	748	1059	162	271	416	548	281	1085	361	428	495	218	308	39
B06A: If yes, what happened?																
1. I showed some ID and got the cigarettes	86.0	89.6	83.1	88.5	76.3	81.9	92.4	83.7	84.4	85.6	88.2	88.5	86.7	90.7	86.3	70.3
2. I showed some ID but they refused to sell me the cigarettes	4.0	2.7	3.8	2.6	1.9	3.9	1.3	4.9	6.7	4.5	1.3	5.4	3.2	0.9	2.5	11.3
3. I didn't show ID and they sold them to me anyway	3.7	2.4	5.0	2.7	9.4	4.2	2.7	5.2	2.1	3.2	4.5	1.5	3.7	3.5	3.4	10.6
4. I didn't show ID and they didn't sell me any cigarettes	6.2	5.3	8.1	6.1	12.5	10.1	3.6	6.3	6.8	6.7	6.0	4.6	6.4	4.9	7.9	7.7
<i>Item 30080 Subject A03b</i> <i>N†</i>	550	280	239	414	37	86	158	201	104	379	141	80	197	75	160	22
B07: Have you ever gone to a store and bought just one or a few cigarettes (fewer than the usual pack of 20)?																
1. No, never	92.3	92.6	92.9	94.2	82.7	92.9	94.1	90.6	92.2	93.6	89.6	94.7	93.4	91.1	89.7	84.6
2. Yes, in the past 12 months	5.5	5.7	4.5	3.8	12.7	4.8	4.1	7.5	4.3	4.3	8.3	4.9	4.1	5.5	6.1	15.4
3. Yes, but not in the past 12 months	2.3	1.7	2.6	2.0	4.6	2.3	1.9	1.9	3.5	2.2	2.1	0.4	2.5	3.4	4.1	-
<i>Item 30090 Subject A01i, A03b</i> <i>N†</i>	1524	706	747	1064	163	269	414	555	286	1082	369	426	498	219	313	41
B08: Have you ever tried to stop smoking and found that you could not?																
1. Yes	17.1	13.2	20.7	18.6	8.6	20.2	17.9	15.5	16.1	15.2	21.3	5.2	17.3	20.1	29.6	21.3
2. No	82.9	86.8	79.3	81.4	91.4	79.8	82.1	84.5	83.9	84.8	78.7	94.8	82.7	79.9	70.4	78.7
<i>Item 01690 Subject A01i</i> <i>N†</i>	1476	683	727	1043	149	260	407	536	273	1059	351	397	487	217	309	39
B09: How many times, if any, have you tried to stop smoking?																
1. None	61.0	65.8	56.6	58.2	71.6	54.6	61.7	62.0	64.3	63.3	54.5	73.2	66.8	56.4	39.5	52.6
2. Once	17.8	16.1	19.6	19.0	17.7	19.4	16.5	19.1	15.8	17.7	18.8	17.2	14.2	19.5	23.0	27.6
3. Twice	11.0	9.6	12.8	12.0	5.4	15.3	11.9	9.6	8.4	10.1	14.3	6.4	10.3	11.2	18.6	7.2
4. 3 to 5 times	7.5	5.8	9.0	8.1	3.8	8.1	7.9	6.6	7.7	6.1	10.2	2.4	6.6	8.4	14.4	11.1
5. 6 to 9 times	1.4	1.2	1.1	1.3	1.1	0.5	1.2	1.7	1.9	1.3	1.3	0.7	0.4	2.9	2.1	0.8
6. 10 or more times	1.3	1.6	0.8	1.4	0.4	2.0	0.8	1.0	1.8	1.4	1.0	-	1.5	1.5	2.4	0.8
<i>Item 01691 Subject A01i</i> <i>N†</i>	1456	673	718	1032	147	255	399	531	270	1042	351	392	477	215	306	41
B10: Do you want to stop smoking now?																
1. Yes	16.8	13.1	20.1	18.1	9.3	18.1	18.7	17.0	12.2	15.1	20.8	8.4	17.6	17.6	23.9	27.7
2. No	23.9	24.9	22.3	27.2	10.3	19.5	28.5	22.5	24.3	22.5	28.4	11.0	20.4	25.8	40.7	48.0
8. Don't smoke now	59.3	62.0	57.6	54.7	80.4	62.3	52.7	60.5	63.6	62.4	50.8	80.6	61.9	56.6	35.3	24.4
<i>Item 01700 Subject A01i</i> <i>N†</i>	1486	690	728	1049	152	262	400	546	279	1059	356	409	486	213	312	41
B11: Do you (or did you) worry that quitting smoking would make you gain weight?																
1. No, not at all	83.9	91.4	76.8	82.1	88.3	82.4	80.5	84.6	88.9	85.1	79.9	91.7	85.7	79.7	76.9	62.1
2. Yes, a little	9.2	6.4	12.2	11.2	4.4	9.7	9.8	10.2	6.3	8.7	11.4	5.4	9.3	9.2	12.9	20.3
3. Yes, some	3.8	1.7	5.8	3.2	7.3	3.3	6.2	3.4	1.6	3.3	5.6	1.6	3.6	7.0	4.2	4.8
4. Yes, a lot	3.1	0.5	5.2	3.5	-	4.6	3.5	1.8	3.2	2.9	3.1	1.2	1.4	4.0	6.0	12.8
<i>Item 30100 Subject A06c</i> <i>N†</i>	1441	665	711	1030	137	255	395	524	268	1028	347	386	473	215	302	39

†=excludes respondents for whom question was inappropriate.

QUESTIONNAIRE FORM 6 1999	TOTAL	SEX		RACE		REGION				COLLEGE PLANS?		ILLICIT DRUG USE: LIFETIME				
		M	F	White	Black	NE	NC	S	W	Yes	No	None	Mari- juana Only	Few Pills	More Pills	Any Her- oin
<i>N (Weighted No. of Cases):</i>	2364	1087	1160	1569	296	424	626	862	452	1761	489	1054	596	262	350	41
<i>% of Weighted Total:</i>	100.0	46.0	49.1	66.4	12.5	18.0	26.5	36.5	19.1	74.5	20.7	44.6	25.2	11.1	14.8	1.7
B12: Some people start to smoke because they think it will help them lose weight. Was losing weight one of the reasons you started to smoke?																
1. No, not at all	93.5	96.7	91.0	93.1	98.4	89.6	93.6	95.2	93.9	93.5	93.1	93.5	96.0	91.8	93.6	83.2
2. Yes, a little	4.0	1.6	6.2	4.6	1.2	7.9	3.9	2.4	3.6	4.2	3.9	4.0	2.6	4.9	3.9	10.6
3. Yes, some	1.3	1.1	1.2	1.4	-	0.7	1.1	1.6	1.6	1.1	2.0	1.7	0.5	3.2	0.8	-
4. Yes, a lot	1.1	0.5	1.6	0.9	0.4	1.8	1.4	0.8	0.9	1.1	1.0	0.8	0.9	-	1.8	6.2
<i>Item 30110 Subject A06a</i>	<i>N†</i> 1443	663	716	1027	140	257	397	522	267	1031	349	390	469	214	304	40
B13: If you have never smoked, do you think you will try smoking cigarettes sometime this year?																
1. I have already tried cigarettes	46.1	43.0	49.5	52.4	26.8	47.2	49.8	43.4	45.0	44.1	53.0	24.8	61.5	67.1	72.1	77.0
2. I definitely will	0.5	0.8	0.2	0.5	-	0.9	0.3	0.5	0.5	0.3	1.3	0.2	0.3	1.5	1.2	-
3. I probably will	3.0	3.2	2.5	3.0	2.0	4.1	1.4	3.7	3.1	3.0	3.0	3.2	2.0	4.2	2.8	2.6
4. I probably will not	10.7	14.6	7.5	10.6	12.2	8.4	13.2	11.0	9.2	10.6	12.5	13.7	9.1	7.9	6.6	6.1
5. I definitely will not	39.6	38.4	40.3	33.4	59.0	39.4	35.3	41.5	42.2	42.1	30.3	58.0	27.1	19.3	17.3	14.3
<i>Item 30120 Subject A04b</i>	<i>N</i> 2152	997	1066	1436	278	384	561	781	427	1623	448	1011	544	236	290	36
B14: Do you think you will be smoking cigarettes five years from now?																
1. I definitely will	1.8	2.8	0.6	1.4	1.8	1.5	1.9	2.3	0.6	1.1	3.6	0.8	1.0	0.9	4.0	15.1
2. I probably will	12.6	10.7	14.8	14.1	6.6	12.1	16.9	12.4	7.4	10.6	20.2	3.8	12.4	21.5	30.8	35.5
3. I probably will not	27.1	30.7	23.5	28.9	18.7	24.6	27.5	28.0	27.0	27.1	26.4	19.2	34.7	33.9	32.0	34.7
4. I definitely will not	58.6	55.8	61.1	55.6	73.0	61.8	53.7	57.2	65.0	61.2	49.8	76.3	51.9	43.8	33.1	14.7
<i>Item 01710 Subject A04a</i>	<i>N</i> 2311	1066	1153	1550	290	417	607	841	446	1746	480	1043	589	262	340	41
B15: How much do you agree or disagree with the following statements?																
B15A: I will never get addicted to cigarettes																
1. Disagree	29.1	25.2	32.5	31.5	21.0	31.6	28.1	27.2	31.8	28.2	32.3	26.4	25.2	29.3	42.4	40.6
2. Mostly disagree	9.3	9.4	9.7	10.0	6.0	9.9	11.7	7.4	9.0	9.0	11.2	7.9	9.2	12.5	11.9	8.8
3. Neither	9.9	10.9	8.0	11.0	7.1	8.8	9.7	10.4	10.3	9.6	11.4	7.0	10.2	12.8	14.6	22.4
4. Mostly agree	9.7	10.8	8.8	10.8	7.1	10.5	10.4	9.5	8.5	10.1	7.6	8.2	12.8	10.9	8.5	6.0
5. Agree	41.9	43.6	41.1	36.7	58.8	39.2	40.1	45.5	40.3	43.1	37.5	50.4	42.6	34.5	22.6	22.2
<i>Item 30130 Subject A04a</i>	<i>N</i> 2326	1073	1158	1558	292	419	612	845	451	1754	483	1048	595	262	343	41
B15B: I could smoke a pack a day for a year or more and still be able to quit if I wanted to																
1. Disagree	56.9	51.3	62.8	56.2	57.4	58.3	56.3	54.2	61.8	58.2	52.7	63.3	52.6	52.3	48.7	48.8
2. Mostly disagree	17.1	18.8	15.7	19.3	10.3	19.9	18.6	15.6	15.2	18.0	14.0	14.2	19.7	17.7	21.9	12.1
3. Neither	11.0	12.6	9.4	11.6	9.3	11.9	8.7	12.2	10.9	10.7	11.4	10.2	8.1	16.5	12.8	24.7
4. Mostly agree	6.1	7.3	4.7	6.1	6.0	3.5	7.4	7.2	4.5	5.3	9.0	5.1	8.6	3.0	7.1	8.5
5. Agree	8.9	10.0	7.5	6.8	17.0	6.4	9.1	10.8	7.5	7.8	12.9	7.2	10.9	10.5	9.4	6.0
<i>Item 30140 Subject A04a</i>	<i>N</i> 2303	1065	1154	1554	288	417	605	841	441	1741	482	1042	593	261	340	41
B15C: At my age, smoking is not too dangerous because you can always quit later																
1. Disagree	70.7	64.7	76.7	69.6	72.8	73.1	69.4	68.3	74.7	72.2	65.6	80.2	66.2	65.2	55.8	57.6
2. Mostly disagree	15.1	17.8	12.9	16.3	12.6	14.0	15.8	17.3	11.3	14.8	16.2	11.2	17.3	16.2	23.3	13.8
3. Neither	7.4	9.1	5.4	8.3	4.3	8.2	7.8	7.5	6.0	6.7	9.6	4.4	7.7	11.2	11.4	18.7
4. Mostly agree	4.0	4.5	3.2	4.4	2.8	2.4	5.4	3.2	5.0	4.0	4.1	2.0	4.9	5.6	6.8	6.0
5. Agree	2.8	3.9	1.8	1.5	7.5	2.3	1.6	3.8	3.0	2.3	4.5	2.2	3.8	1.8	2.7	3.9
<i>Item 30150 Subject A04a</i>	<i>N</i> 2307	1069	1155	1554	287	417	605	841	445	1744	482	1043	593	261	343	41
B16: Some tobacco companies make clothing, hats, bags, or other things with their brand on it. Do you have a piece of clothing, or other thing that has a tobacco brand name or logo on it?																
1. No	79.4	77.1	81.5	77.5	87.9	81.2	76.1	77.8	85.0	82.3	67.8	85.3	80.1	77.1	63.3	58.6
2. Yes—GO TO Q.B16A	20.6	22.9	18.5	22.5	12.1	18.8	23.9	22.2	15.0	17.7	32.2	14.7	19.9	22.9	36.7	41.4
<i>Item 30160 Subject A10b, A18b</i>	<i>N</i> 2311	1071	1153	1558	287	416	611	838	446	1748	481	1049	593	258	340	40

†=excludes respondents for whom question was inappropriate.

QUESTIONNAIRE FORM 6 1999	TOTAL	SEX		RACE		REGION				COLLEGE PLANS?		ILLICIT DRUG USE: LIFETIME				
		M	F	White	Black	NE	NC	S	W	Yes	No	None	Mari- juana Only	Few Pills	More Pills	Any Her- oin
<i>N (Weighted No. of Cases):</i>	2364	1087	1160	1569	296	424	626	862	452	1761	489	1054	596	262	350	41
<i>% of Weighted Total:</i>	100.0	46.0	49.1	66.4	12.5	18.0	26.5	36.5	19.1	74.5	20.7	44.6	25.2	11.1	14.8	1.7
B16A: What brand name is on it (or on them)? (Mark all that apply.)																
A. Camel	34.4	41.0	27.9	35.7	19.0	25.5	33.8	38.1	35.8	34.8	35.2	29.0	28.9	34.6	49.1	20.9
B. Kool	8.4	6.1	11.7	5.8	19.2	12.4	7.8	9.5	1.6	9.5	6.5	4.4	8.6	14.1	10.1	10.5
C. Marlboro	71.0	68.0	73.7	73.4	28.5	85.2	73.4	63.2	71.0	68.7	74.8	67.7	64.2	87.7	74.6	73.8
D. Newport	15.1	13.4	17.4	8.3	63.7	20.8	12.2	17.2	9.1	16.5	12.8	12.7	19.6	11.6	12.2	25.4
E. Virginia Slims	2.3	0.9	4.1	1.3	7.7	4.6	2.5	2.0	-	3.1	0.9	2.6	1.1	4.9	2.2	-
F. Other	17.4	20.6	14.5	19.4	12.7	10.2	17.7	19.4	19.8	17.8	15.4	19.9	17.9	17.1	16.8	1.5
<i>Item 30170-30220 Subject A10b, A18bN†</i>	481	248	214	353	36	80	144	188	68	308	157	153	119	61	125	18
B17: Have you ever saved coupons from cigarettes (whether or not you bought them yourself)?																
1. No	87.1	84.6	89.4	84.1	97.0	87.5	83.1	87.0	92.2	89.2	78.8	95.0	89.7	81.9	63.9	69.9
2. Yes—GO TO Q.B17A	12.9	15.4	10.6	15.9	3.0	12.5	16.9	13.0	7.8	10.8	21.2	5.0	10.3	18.1	36.1	30.1
<i>Item 30230 Subject A10b, A18c</i>	<i>N</i> 2311	1072	1152	1559	288	416	608	841	446	1744	481	1047	593	260	341	40
B17A: Are you currently saving coupons from cigarettes?																
1. No	65.4	65.5	61.9	65.7	80.9	71.0	62.5	70.1	50.7	66.5	63.0	79.6	54.4	67.9	64.4	60.4
2. Yes	34.6	34.5	38.1	34.3	19.1	29.0	37.5	29.9	49.3	33.5	37.0	20.4	45.6	32.1	35.6	39.6
<i>Item 30240 Subject A10b, A18c</i>	<i>N†</i> 305	166	123	250	9	54	104	112	35	190	106	54	62	49	123	14
B18: Has anyone from a tobacco company ever given you, or mailed you, a free sample of their cigarettes?																
1. No, never	97.4	96.5	98.5	97.6	97.8	98.0	96.0	97.6	98.6	97.8	96.1	98.3	98.6	96.2	94.7	92.2
2. Yes, in the past 12 months	2.1	2.8	1.2	1.9	1.7	0.8	3.3	2.1	1.4	1.9	2.8	1.4	0.6	3.3	4.5	7.8
3. Yes, but not in the past 12 months	0.5	0.7	0.3	0.6	0.5	1.2	0.7	0.3	0.1	0.4	1.1	0.3	0.8	0.5	0.7	-
<i>Item 30250 Subject A18d</i>	<i>N</i> 2319	1077	1154	1562	287	417	609	843	450	1748	487	1051	593	262	344	40
B19: Have you ever taken or used smokeless tobacco (snuff, plug, dipping tobacco, chewing tobacco)?																
1. Never—GO TO Q.B21A	76.6	62.0	90.5	70.3	93.6	84.6	73.2	73.9	78.4	78.8	67.8	89.1	72.1	74.3	48.6	54.5
2. Once or twice	12.9	18.4	7.9	15.4	5.4	10.5	15.3	12.6	12.5	11.8	17.8	6.2	17.4	12.8	25.5	19.1
3. Occasionally but not regularly	5.6	10.1	1.1	7.5	0.6	3.5	5.7	6.8	5.2	5.1	7.5	2.3	5.8	8.6	11.8	22.2
4. Regularly in the past	2.3	4.5	0.3	3.1	0.3	0.9	2.1	3.2	2.1	2.0	3.6	0.8	1.9	1.6	8.6	0.4
5. Regularly now	2.7	4.9	0.1	3.6	-	0.6	3.6	3.4	1.8	2.3	3.3	1.7	2.8	2.7	5.5	3.8
<i>Item 22230 Subject A01a</i>	<i>N</i> 2314	1075	1152	1557	288	418	605	842	450	1748	481	1051	594	254	343	41
B20: How frequently have you taken smokeless tobacco during the past 30 days?																
1. Not at all - incl. (1) in Q.B19	91.6	84.5	98.7	88.8	98.3	95.7	91.1	89.3	93.0	92.4	89.5	96.2	89.3	90.9	83.2	78.5
2. Once or twice	3.7	6.6	1.1	4.8	1.7	3.1	4.1	3.7	3.8	3.4	4.9	1.5	5.5	5.1	6.2	5.3
3. Once or twice per week	0.8	1.5	-	1.2	-	0.2	0.1	1.5	1.0	0.8	0.9	0.2	1.5	0.9	0.9	6.0
4. Three to five times per week	1.0	1.7	0.1	1.2	-	0.1	1.3	1.5	0.4	0.9	1.4	0.6	0.4	0.9	2.4	6.0
5. About once a day	0.8	1.6	-	1.1	-	0.6	1.0	1.0	0.2	0.8	0.8	0.3	1.0	-	2.4	0.8
6. More than once a day	2.1	4.2	-	2.9	-	0.4	2.4	2.9	1.8	1.8	2.6	1.2	2.2	2.1	4.9	3.4
<i>Item 22240 Subject A01c</i>	<i>N</i> 2315	1075	1152	1558	288	417	605	842	451	1748	481	1051	594	254	342	41
D01: The next questions are about anti-smoking commercials or "spots" that are intended to discourage cigarette smoking. In recent months, about how often have you seen such anti-smoking commercials on TV, or heard them on the radio?																
1. Not at all	15.2	12.7	17.1	13.1	24.1	13.0	16.1	18.4	9.9	13.8	19.3	15.2	15.7	13.7	12.6	15.7
2. Less than once a month	14.2	14.6	14.5	14.7	11.3	16.1	15.2	11.3	16.7	13.6	16.5	13.3	15.6	14.8	12.8	19.3
3. 1-3 times per month	25.7	24.8	26.2	27.6	21.3	26.5	26.5	23.7	27.9	26.3	23.3	25.7	25.1	32.7	23.9	16.3
4. 1-3 times per week	25.6	27.6	23.7	27.2	18.5	25.3	22.6	26.3	28.5	27.3	20.6	25.6	24.6	22.9	29.9	36.1
5. Daily or almost daily	14.2	15.4	13.1	13.7	14.0	14.8	14.5	14.7	12.6	13.8	15.6	15.0	13.5	10.2	17.7	8.5
6. More than once a day	5.0	4.8	5.3	3.6	10.8	4.3	5.1	5.7	4.4	5.2	4.9	5.2	5.5	5.8	3.2	4.1
<i>Item 30260 Subject A10b, A18a</i>	<i>N</i> 2244	1043	1128	1533	282	398	595	813	438	1729	477	1025	576	251	328	39

†=excludes respondents for whom question was inappropriate.

QUESTIONNAIRE FORM 6 1999	TOTAL	SEX		RACE		REGION				COLLEGE PLANS?		ILLICIT DRUG USE: LIFETIME				
		M	F	White	Black	NE	NC	S	W	Yes	No	None	Mari- juana Only	Few Pills	More Pills	Any Her- oin
<i>N (Weighted No. of Cases):</i>	2364	1087	1160	1569	296	424	626	862	452	1761	489	1054	596	262	350	41
<i>% of Weighted Total:</i>	100.0	46.0	49.1	66.4	12.5	18.0	26.5	36.5	19.1	74.5	20.7	44.6	25.2	11.1	14.8	1.7
D02: In recent months, about how often have you seen anti-smoking ads on billboards or in magazines and newspapers?																
1. Not at all	26.5	22.8	30.1	26.3	31.6	26.8	24.5	31.2	20.5	26.2	27.1	25.9	27.9	27.7	26.0	16.2
2. Less than once a month	26.0	26.0	26.3	28.1	21.5	26.8	28.4	25.2	23.7	26.2	26.0	26.4	28.1	24.0	21.8	30.1
3. 1-3 times per month	25.0	25.1	24.3	25.1	20.5	24.4	27.1	20.2	31.3	25.3	23.8	26.0	21.8	27.3	26.1	25.7
4. 1-3 times per week	12.7	15.5	10.4	12.5	10.6	13.0	11.5	12.1	15.0	13.1	10.9	12.2	11.7	14.2	14.9	18.6
5. Daily or almost daily	7.0	7.5	6.6	6.2	10.0	7.3	6.2	7.5	7.2	6.7	8.4	6.5	7.6	4.7	9.4	9.3
6. More than once a day	2.7	3.1	2.3	1.7	5.7	1.8	2.3	3.7	2.3	2.5	3.8	3.1	2.9	2.2	1.9	-
<i>Item 30270 Subject A10b, A18a</i>	<i>N</i> 2241	1041	1127	1530	282	395	596	813	438	1728	476	1023	574	251	328	41
D03: To what extent do you think such ads on TV, radio, billboards or in magazines and newspapers have . . .																
D03A: . . . made you less favorable toward smoking cigarettes?																
1. Not at all	48.1	51.6	45.7	49.8	40.7	46.7	50.5	49.8	43.2	47.0	52.8	42.5	48.1	52.7	59.0	66.6
2. To a little extent	20.9	22.5	19.5	23.0	15.0	24.6	22.0	18.4	20.6	21.3	18.7	21.3	22.7	20.0	18.7	13.6
3. To some extent	17.9	16.8	18.3	18.0	16.2	18.1	18.4	15.4	21.8	18.2	17.0	18.6	17.6	18.9	16.0	19.0
4. To a great extent	5.5	4.4	6.3	4.1	9.0	5.8	3.3	6.4	6.5	5.8	4.6	7.3	6.0	3.5	1.4	-
5. To a very great extent	7.6	4.7	10.2	5.0	19.1	4.9	5.7	10.0	7.9	7.7	6.9	10.2	5.6	4.8	4.9	0.7
<i>Item 30280 Subject A10b, A11a, A18a</i>	<i>N</i> 2217	1031	1113	1514	280	391	590	800	436	1709	472	1009	570	247	327	40
D03B: . . . made you less likely to smoke cigarettes?																
1. Not at all	50.9	54.1	48.1	53.5	39.9	46.9	53.9	52.6	47.2	49.8	55.0	44.2	51.4	58.3	61.7	72.7
2. To a little extent	19.5	20.4	19.1	21.6	14.4	24.1	21.2	15.9	19.8	19.9	18.0	18.7	21.1	20.0	20.9	10.1
3. To some extent	15.6	15.5	15.3	15.7	13.5	17.2	15.5	13.5	18.1	15.8	15.1	18.1	15.5	12.7	10.8	16.5
4. To a great extent	5.7	4.4	6.9	4.0	9.4	5.6	3.2	6.9	6.9	6.2	4.0	8.3	4.5	4.4	1.6	-
5. To a very great extent	8.3	5.6	10.7	5.1	22.8	6.1	6.1	11.1	8.0	8.3	7.8	10.7	7.5	4.5	5.0	0.7
<i>Item 30290 Subject A04a, A10b, A18a</i>	<i>N</i> 2214	1031	1111	1512	278	389	590	799	436	1708	469	1008	570	246	326	40
D03C: . . . overstated the dangers or risks of cigarette smoking?																
1. Not at all	50.5	49.4	51.7	51.6	48.7	50.1	52.4	51.6	46.3	50.7	50.6	51.2	50.9	49.8	48.3	49.4
2. To a little extent	19.0	17.8	20.4	20.2	12.8	19.8	18.0	18.9	19.7	19.0	18.7	16.8	19.5	24.8	21.8	11.1
3. To some extent	17.1	19.0	15.1	18.6	11.4	16.7	18.1	14.4	21.2	17.5	16.1	17.3	15.7	16.5	19.3	23.1
4. To a great extent	6.0	6.7	5.4	5.0	6.3	6.2	5.8	5.4	6.9	6.0	5.6	5.6	7.6	5.4	4.6	9.5
5. To a very great extent	7.4	7.1	7.4	4.6	20.8	7.1	5.7	9.7	5.9	6.9	8.9	9.1	6.3	3.5	6.0	6.9
<i>Item 30300 Subject A10b, A14, A18a</i>	<i>N</i> 2208	1025	1110	1508	279	390	588	799	433	1704	467	1006	568	244	325	41
D04: These days, how many people in the following groups would you guess are regular cigarette smokers?																
D04A: Professional athletes																
1. 0% to 10%	41.5	45.7	37.7	44.1	30.6	53.1	40.0	34.9	45.0	43.1	36.2	35.4	45.2	43.3	51.3	56.3
2. 11% to 30%	23.3	23.0	23.6	24.2	21.6	17.1	28.2	23.8	21.1	23.7	21.3	23.5	22.9	21.7	23.4	26.6
3. 31% to 50%	11.8	11.2	12.7	12.2	11.9	10.8	13.5	12.0	10.3	11.5	13.1	14.2	10.3	11.8	7.9	-
4. 51% to 70%	6.7	6.3	7.0	6.6	9.3	7.1	5.8	8.4	4.7	6.8	6.6	7.9	6.6	4.1	5.2	7.2
5. 71% to 90%	3.1	2.6	3.8	2.9	2.8	1.6	3.0	4.8	1.4	2.7	4.1	3.1	2.4	4.5	2.8	6.1
6. 91% to 100%	1.0	0.7	1.3	0.8	2.5	1.6	0.6	1.6	-	0.9	1.6	1.4	0.7	0.3	0.8	-
8. Have no idea	12.6	10.4	14.0	9.3	21.4	8.8	8.8	14.5	17.6	11.3	17.2	14.3	11.8	14.2	8.5	3.9
<i>Item 30310 Subject A17a</i>	<i>N</i> 2222	1024	1127	1522	280	392	588	806	437	1714	471	1020	566	247	323	41
D04B: Rock music performers																
1. 0% to 10%	1.9	2.1	1.4	1.7	2.6	1.0	1.9	2.5	1.4	1.1	4.4	1.7	1.2	2.3	2.5	4.1
2. 11% to 30%	3.4	3.0	3.6	3.1	3.2	3.8	3.1	2.7	5.0	2.9	5.5	3.8	4.2	1.6	2.3	0.8
3. 31% to 50%	10.6	10.8	10.3	10.3	12.2	10.7	11.6	10.0	10.1	11.0	9.1	8.7	11.6	10.8	13.6	8.6
4. 51% to 70%	20.6	20.9	20.5	22.1	17.8	19.2	18.8	21.5	22.9	21.4	17.5	20.7	20.2	21.1	18.6	37.7
5. 71% to 90%	31.9	33.2	31.3	34.6	22.7	35.9	34.1	28.9	30.8	33.6	25.6	33.7	30.7	31.0	31.4	27.0
6. 91% to 100%	23.2	22.4	23.9	22.9	23.7	22.9	24.1	24.3	20.2	22.9	24.6	21.9	24.8	20.9	26.5	20.4
8. Have no idea	8.4	7.6	9.0	5.2	17.8	6.5	6.5	10.1	9.7	7.2	13.3	9.5	7.3	12.3	5.2	1.5
<i>Item 30320 Subject A17a</i>	<i>N</i> 2222	1025	1127	1521	280	392	586	807	437	1713	471	1018	566	249	323	41

QUESTIONNAIRE FORM 6 1999	TOTAL	SEX		RACE		REGION				COLLEGE PLANS?		ILLICIT DRUG USE: LIFETIME				
		M	F	White	Black	NE	NC	S	W	Yes	No	None	Mari- juana Only	Few Pills	More Pills	Any Her- oin
<i>N (Weighted No. of Cases):</i> <i>% of Weighted Total:</i>	2364 100.0	1087 46.0	1160 49.1	1569 66.4	296 12.5	424 18.0	626 26.5	862 36.5	452 19.1	1761 74.5	489 20.7	1054 44.6	596 25.2	262 11.1	350 14.8	41 1.7
D04C: Actors and actresses																
1. 0% to 10%	2.2	2.3	1.9	2.2	3.7	1.6	2.2	2.8	1.6	1.4	4.3	2.6	1.0	1.7	2.9	4.2
2. 11% to 30%	8.0	8.6	7.0	7.7	8.5	7.6	9.5	6.6	8.8	7.4	10.0	7.4	9.9	6.2	7.1	10.7
3. 31% to 50%	21.3	23.3	19.5	21.9	21.3	22.7	20.9	19.8	23.1	22.4	17.7	21.7	20.5	17.5	23.5	23.7
4. 51% to 70%	29.0	29.1	28.6	31.2	19.4	28.0	32.5	27.7	27.5	29.3	28.4	27.4	29.2	33.0	29.8	34.7
5. 71% to 90%	21.1	20.2	22.8	21.0	19.0	22.2	20.1	21.4	20.9	22.3	16.6	22.0	20.9	20.7	19.8	19.3
6. 91% to 100%	8.2	6.8	9.7	8.3	10.9	9.1	7.2	10.0	5.4	8.3	7.4	7.7	8.5	8.8	9.6	5.2
8. Have no idea	10.3	9.7	10.5	7.9	17.2	8.7	7.6	11.6	12.8	8.8	15.6	11.2	10.0	12.1	7.3	2.3
<i>Item 30330 Subject A17a</i>	<i>N</i> 2214	1022	1122	1520	279	392	583	806	434	1709	468	1014	566	247	323	39
D04D: Students in your school																
1. 0% to 10%	2.9	2.9	2.5	2.4	6.0	1.7	2.3	3.1	4.3	2.6	3.3	3.3	2.0	3.1	1.9	4.1
2. 11% to 30%	11.3	15.6	7.4	10.9	10.1	15.6	10.8	7.9	14.1	12.1	8.2	12.0	12.8	10.1	7.6	5.1
3. 31% to 50%	22.8	25.4	20.3	23.6	18.6	22.6	22.8	19.5	28.8	24.8	15.8	24.1	22.0	22.4	21.2	22.2
4. 51% to 70%	28.8	29.2	28.6	30.8	20.4	25.4	33.3	28.7	26.3	29.3	27.4	28.8	28.2	31.0	30.3	23.1
5. 71% to 90%	20.9	14.9	26.4	21.2	21.5	19.5	19.8	24.8	16.4	20.8	22.3	18.8	22.3	18.0	25.8	35.7
6. 91% to 100%	8.4	8.1	8.8	7.8	12.8	11.4	7.0	10.2	4.2	6.3	14.8	7.5	7.6	9.4	10.6	8.3
8. Have no idea	5.0	3.8	5.9	3.2	10.5	3.8	4.0	5.7	5.9	4.1	8.2	5.5	5.0	5.9	2.5	1.5
<i>Item 30340 Subject A11d, A17a</i>	<i>N</i> 2222	1025	1127	1522	281	392	586	805	439	1715	469	1018	566	249	323	41
D05: How many people in the following groups would you guess use illicit drugs (like marijuana, cocaine, etc.) occasionally or regularly?																
D05A: Professional athletes																
1. 0% to 10%	24.5	24.4	25.0	24.5	21.8	25.3	26.5	22.8	24.5	24.6	24.5	24.9	25.7	28.5	17.5	30.1
2. 11% to 30%	28.6	29.0	27.8	30.9	23.1	31.9	30.2	24.1	31.7	30.0	23.7	28.7	28.5	31.9	27.1	17.4
3. 31% to 50%	16.0	18.9	13.9	17.0	13.9	14.6	16.0	18.2	13.3	16.2	15.5	15.7	13.6	12.3	25.3	13.0
4. 51% to 70%	10.1	9.4	10.9	10.6	10.0	9.5	8.6	11.5	10.0	9.8	10.6	8.7	10.4	11.3	12.3	12.9
5. 71% to 90%	5.2	5.8	4.9	4.6	8.4	4.3	5.5	6.0	4.2	5.5	4.1	4.2	7.2	2.6	6.4	6.7
6. 91% to 100%	3.3	3.9	2.6	3.1	5.1	4.0	2.6	3.5	3.3	2.9	4.9	3.0	3.4	1.5	4.2	14.8
8. Have no idea	12.2	8.6	15.0	9.3	17.8	10.4	10.6	13.8	13.1	11.0	16.6	14.8	11.1	11.9	7.2	5.2
<i>Item 22380 Subject A17a</i>	<i>N</i> 2219	1023	1125	1521	279	391	586	805	437	1712	469	1017	564	250	324	40
D05B: Rock music performers																
1. 0% to 10%	2.2	2.5	1.6	1.9	3.6	1.8	2.1	2.9	1.3	1.5	4.4	2.4	1.6	2.9	1.6	4.2
2. 11% to 30%	5.5	5.6	5.6	4.6	7.0	5.8	5.8	5.0	5.9	5.4	5.8	6.3	4.9	7.5	3.3	0.8
3. 31% to 50%	11.7	11.3	12.2	11.8	10.4	11.1	13.3	11.0	11.2	11.6	11.8	12.0	10.5	10.7	12.9	10.8
4. 51% to 70%	18.8	18.1	19.0	20.8	14.4	17.5	20.3	17.8	19.9	20.4	14.0	19.6	18.3	22.3	13.1	23.5
5. 71% to 90%	29.2	30.2	29.1	31.6	20.9	28.9	26.9	30.5	30.5	30.7	23.6	28.2	28.5	30.0	35.0	27.0
6. 91% to 100%	23.3	25.3	21.5	22.2	29.8	27.8	21.9	22.8	21.9	22.2	27.5	19.5	28.9	17.1	29.5	31.0
8. Have no idea	9.3	7.0	11.1	7.2	14.0	7.2	9.6	10.1	9.3	8.2	12.8	11.9	7.2	9.4	4.6	2.7
<i>Item 22390 Subject A17a</i>	<i>N</i> 2220	1023	1125	1521	279	391	587	805	437	1712	470	1017	564	251	324	40
D05C: Actors and actresses																
1. 0% to 10%	5.7	5.6	5.5	4.9	9.5	4.4	5.5	7.1	4.7	5.1	7.6	6.9	4.3	4.8	3.8	4.3
2. 11% to 30%	17.6	19.2	16.3	18.0	16.4	18.4	19.8	14.9	18.8	17.0	20.4	19.6	16.3	19.6	12.9	9.4
3. 31% to 50%	22.3	22.9	21.6	23.3	21.8	18.3	22.9	22.9	24.1	24.1	15.9	23.6	21.7	23.7	20.1	14.8
4. 51% to 70%	21.0	20.5	21.2	21.9	13.6	21.6	20.0	21.1	21.4	21.5	19.1	18.7	20.5	25.6	24.2	22.9
5. 71% to 90%	14.8	14.6	15.3	16.0	11.8	19.7	13.8	14.7	11.9	15.2	12.5	11.5	17.0	10.2	23.7	31.9
6. 91% to 100%	5.6	6.2	5.2	5.1	7.4	5.6	5.8	5.5	5.4	5.3	6.4	3.8	6.8	5.6	8.4	13.0
8. Have no idea	13.1	11.0	14.8	10.8	19.5	11.9	12.2	13.9	13.8	11.8	18.0	15.9	13.4	10.5	6.9	3.6
<i>Item 22400 Subject A17a</i>	<i>N</i> 2216	1022	1123	1521	277	391	584	804	437	1710	469	1017	563	250	324	38
D05D: Students in your school																
1. 0% to 10%	8.5	10.4	6.6	8.6	8.0	6.3	12.2	6.6	9.1	8.8	7.4	11.4	4.8	8.5	5.6	10.4
2. 11% to 30%	18.7	22.6	15.5	20.0	15.7	19.3	20.7	17.3	17.9	19.9	14.1	23.0	17.9	17.7	9.3	7.2
3. 31% to 50%	23.4	23.6	23.6	24.3	20.7	24.6	23.6	21.8	25.2	25.1	17.6	22.6	24.7	29.3	19.9	29.8
4. 51% to 70%	22.6	20.6	24.2	24.1	15.6	21.7	20.4	24.2	23.6	23.6	19.6	19.8	25.1	17.5	32.1	21.6
5. 71% to 90%	12.5	11.3	13.2	11.7	15.8	12.7	9.2	15.2	12.0	11.9	15.1	8.9	13.4	13.0	19.1	18.8
6. 91% to 100%	7.4	6.5	8.6	6.3	12.1	9.3	7.8	6.4	6.9	5.3	13.9	5.1	8.3	8.1	11.0	12.2
8. Have no idea	6.9	5.1	8.4	5.1	12.1	6.1	6.2	8.5	5.4	5.4	12.5	9.2	5.7	5.9	3.0	-
<i>Item 22405 Subject A11d, A17a</i>	<i>N</i> 2215	1019	1125	1520	279	391	585	802	437	1711	467	1015	563	250	324	40

QUESTIONNAIRE FORM 6 1999	TOTAL	SEX		RACE		REGION				COLLEGE PLANS?		ILLICIT DRUG USE: LIFETIME				
		M	F	White	Black	NE	NC	S	W	Yes	No	None	Mari- juana Only	Few Pills	More Pills	Any Her- oin
<i>N (Weighted No. of Cases):</i>	2364	1087	1160	1569	296	424	626	862	452	1761	489	1054	596	262	350	41
<i>% of Weighted Total:</i>	100.0	46.0	49.1	66.4	12.5	18.0	26.5	36.5	19.1	74.5	20.7	44.6	25.2	11.1	14.8	1.7
D06: Think about the movie that you watched most recently in a theater. Did any of the characters in the movie smoke cigarettes?																
1. No	15.2	14.0	16.4	15.3	14.1	15.8	13.1	15.3	17.5	15.2	16.1	17.8	14.4	12.0	10.3	8.9
2. Yes, some	57.8	58.3	56.6	57.7	54.0	59.0	60.5	54.3	59.3	58.0	56.6	56.6	60.1	61.0	57.7	43.9
3. Yes, a lot	16.6	18.2	15.6	17.1	19.2	17.3	15.7	19.8	11.3	16.6	16.7	15.2	15.3	16.8	21.4	36.3
4. Don't remember	10.4	9.5	11.4	9.8	12.7	7.9	10.6	10.6	11.9	10.2	10.6	10.3	10.1	10.3	10.6	10.9
<i>Item 30360 Subject A02c, A10b, A18e N</i>	2203	1014	1119	1511	276	387	583	797	437	1701	464	1005	563	250	322	40
D07: Think about the movie that you watched most recently on video or on TV. Did any of the characters in the movie smoke cigarettes?																
1. No	19.5	18.8	19.5	20.3	14.7	21.5	18.5	17.0	23.3	19.5	19.4	21.3	19.0	16.8	14.5	21.1
2. Yes, some	57.9	58.2	58.1	57.2	60.3	59.5	59.1	55.1	60.1	58.9	54.8	57.1	58.4	62.3	57.2	59.5
3. Yes, a lot	12.5	12.9	12.2	12.5	14.5	11.3	10.6	17.4	7.3	11.5	15.7	11.3	12.5	13.1	15.9	13.2
4. Don't remember	10.1	10.1	10.2	10.0	10.4	7.7	11.8	10.5	9.2	10.1	10.0	10.2	10.1	7.7	12.4	6.2
<i>Item 30370 Subject A02c, A10b, A18e N</i>	2205	1017	1118	1512	276	391	581	797	437	1707	460	1008	561	250	323	40
D08: The next questions ask about anti-drug commercials or "spots" that are intended to discourage drug use. In recent months, about how often have you seen such anti-drug commercials on TV, or heard them on the radio?																
1. Not at all	15.2	15.3	14.5	13.0	25.8	12.1	13.7	18.7	13.4	12.9	23.7	14.3	17.0	15.3	13.4	18.1
2. Less than once a month	18.7	18.8	18.7	17.9	18.1	18.2	20.9	15.2	22.7	18.3	19.7	17.8	20.7	20.7	15.8	2.8
3. 1-3 times per month	30.6	29.8	31.5	33.5	18.3	32.8	31.5	29.0	30.3	32.0	26.0	31.6	29.4	32.5	28.1	45.2
4. 1-3 times per week	22.8	24.7	21.1	24.7	16.2	26.3	22.3	21.6	22.7	24.0	18.9	23.1	20.8	21.1	27.6	28.0
5. Daily or almost daily	9.7	8.5	11.0	8.6	14.7	7.9	8.3	11.8	9.1	9.8	8.4	9.6	9.4	8.2	12.0	5.0
6. More than once a day	3.1	2.9	3.3	2.2	7.0	2.7	3.3	3.8	1.8	3.0	3.2	3.6	2.7	2.1	3.0	0.8
<i>Item 22460 Subject A10b N</i>	2191	1010	1111	1506	275	389	578	795	429	1695	458	1003	558	246	322	38
D09: To what extent do you think such commercials have . . .																
D09A: Made people your age less favorable toward drugs?																
1. Not at all	34.2	36.1	31.9	35.0	33.7	28.1	36.6	36.5	32.3	32.2	42.1	30.2	36.3	33.3	40.9	62.6
2. To a little extent	34.9	33.3	37.0	36.2	25.3	38.6	35.6	32.1	35.6	35.7	32.1	35.0	33.6	39.1	35.5	23.0
3. To some extent	24.1	23.4	24.7	23.7	25.0	27.1	22.3	22.7	26.3	25.1	20.3	26.6	23.8	22.3	19.7	12.6
4. To a great extent	4.1	4.5	3.6	3.7	5.3	4.2	4.0	4.2	3.8	4.2	2.7	5.2	3.5	3.2	2.4	1.7
5. To a very great extent	2.8	2.7	2.8	1.4	10.7	2.1	1.5	4.5	2.0	2.8	2.8	3.1	2.7	2.1	1.5	-
<i>Item 22470 Subject A10b N</i>	2178	1006	1103	1498	271	384	574	789	431	1684	458	990	559	246	320	38
D09B: Made you less favorable toward drugs?																
1. Not at all	36.1	41.1	31.7	38.1	30.7	31.9	40.0	36.1	34.8	35.4	39.6	31.4	36.3	42.9	42.0	66.4
2. To a little extent	24.4	24.7	24.2	26.1	18.2	29.2	24.8	23.3	21.9	24.1	24.8	22.5	24.6	23.3	32.5	17.2
3. To some extent	22.5	22.1	22.9	23.0	15.3	23.7	22.7	19.8	26.1	23.0	21.2	23.3	24.8	22.2	16.8	13.9
4. To a great extent	8.6	5.7	11.2	7.9	11.7	7.9	6.7	10.0	9.3	8.6	8.3	11.5	7.5	6.3	4.0	2.5
5. To a very great extent	8.3	6.3	10.0	4.9	24.0	7.3	5.9	10.8	7.9	8.9	6.0	11.2	6.8	5.2	4.7	-
<i>Item 22480 Subject A10b N</i>	2168	1002	1098	1494	268	383	572	782	431	1677	454	989	556	243	319	38
D09C: Made you less likely to use drugs?																
1. Not at all	39.5	45.0	34.6	41.5	33.4	34.1	44.4	39.5	37.6	38.3	45.1	33.6	40.1	46.7	46.4	74.5
2. To a little extent	22.9	22.1	23.8	25.0	16.7	29.7	19.5	22.1	22.9	23.7	19.3	21.7	23.7	20.8	29.2	14.5
3. To some extent	18.0	18.4	17.6	17.8	13.3	19.5	19.7	15.4	19.1	18.0	18.3	19.5	18.0	18.7	14.5	9.3
4. To a great extent	9.8	7.3	12.0	9.1	12.1	8.7	7.9	10.7	11.6	9.8	9.0	12.0	10.1	6.9	5.2	1.7
5. To a very great extent	9.8	7.2	12.1	6.6	24.5	7.9	8.5	12.3	8.8	10.2	8.3	13.2	8.2	6.9	4.8	-
<i>Item 22490 Subject A10b N</i>	2170	1003	1097	1491	271	384	575	780	430	1677	456	991	553	244	319	40

QUESTIONNAIRE FORM 6 1999	TOTAL	SEX		RACE		REGION				COLLEGE PLANS?		ILLICIT DRUG USE: LIFETIME				
		M	F	White	Black	NE	NC	S	W	Yes	No	None	Mari- juana Only	Few Pills	More Pills	Any Her- oin
<i>N (Weighted No. of Cases):</i>	2364	1087	1160	1569	296	424	626	862	452	1761	489	1054	596	262	350	41
<i>% of Weighted Total:</i>	100.0	46.0	49.1	66.4	12.5	18.0	26.5	36.5	19.1	74.5	20.7	44.6	25.2	11.1	14.8	1.7
D09D: Overstated the dangers or risks of drug use?																
1. Not at all	46.7	43.3	50.0	47.5	46.2	44.8	47.4	48.7	43.7	48.1	42.0	50.7	45.0	44.4	40.4	29.9
2. To a little extent	21.1	21.4	20.8	23.0	14.5	22.9	20.7	19.0	23.8	21.2	20.4	17.9	24.2	25.6	23.8	15.4
3. To some extent	17.8	19.7	16.0	17.7	17.3	16.0	19.0	16.9	19.5	17.9	18.6	15.7	17.8	17.5	22.2	37.4
4. To a great extent	8.0	9.5	6.7	7.5	7.3	8.9	6.7	8.1	8.7	7.3	10.0	8.1	7.3	8.5	8.0	9.6
5. To a very great extent	6.4	6.2	6.5	4.2	14.7	7.3	6.2	7.3	4.4	5.7	9.0	7.6	5.7	4.0	5.6	7.7
<i>Item 22500 Subject A10b</i>	<i>N</i> 2162	997	1094	1489	266	382	572	779	429	1670	454	989	552	243	319	38
D10: How much do you agree or disagree with each of the following statements?																
D10A: I take a positive attitude toward myself																
1. Disagree	3.6	3.1	3.3	3.6	2.4	4.4	3.9	3.0	3.3	2.4	7.8	2.4	2.3	5.3	7.3	7.9
2. Mostly disagree	5.5	4.0	7.0	5.7	3.3	6.0	6.2	4.9	5.4	5.0	7.6	4.3	6.6	5.4	6.9	11.2
3. Neither	8.9	10.0	8.2	9.3	3.8	8.1	11.7	7.5	8.4	8.6	10.0	9.2	5.6	11.8	10.4	15.2
4. Mostly agree	43.1	40.8	45.8	47.3	24.6	49.7	43.5	39.5	43.4	44.0	39.7	44.2	43.5	45.0	41.9	16.4
5. Agree	38.9	42.1	35.7	34.1	65.9	31.9	34.6	45.0	39.5	40.0	34.9	39.9	42.0	32.4	33.6	49.3
<i>Item 12550 Subject Q01</i>	<i>N</i> 2180	1001	1110	1504	269	385	576	787	432	1689	453	993	557	248	320	38
D10B: Life often seems meaningless																
1. Disagree	42.6	39.5	45.5	42.5	50.5	35.7	41.5	46.3	43.4	44.7	36.0	49.2	41.2	34.0	32.1	40.1
2. Mostly disagree	27.5	29.7	26.1	30.4	20.4	29.3	28.0	26.9	26.6	28.5	23.5	26.0	28.5	25.5	34.4	19.4
3. Neither	16.7	17.6	15.4	16.0	11.0	22.1	17.4	14.4	15.0	15.8	19.2	14.9	16.6	23.9	15.6	23.3
4. Mostly agree	9.3	10.0	8.5	7.8	10.8	9.8	9.7	8.3	10.1	8.3	13.3	6.9	8.9	12.6	13.4	13.9
5. Agree	3.9	3.2	4.5	3.3	7.2	3.0	3.3	4.1	4.9	2.7	8.0	3.0	4.8	4.1	4.3	3.3
<i>Item 23700 Subject P01, Q01</i>	<i>N</i> 2177	999	1109	1505	266	385	576	784	432	1687	452	993	554	248	320	38
D10C: People should do their own thing, even if other people think it's strange																
1. Disagree	2.3	3.4	1.2	2.1	4.8	1.5	3.1	2.7	1.4	1.7	4.3	3.2	1.7	1.7	0.9	4.2
2. Mostly disagree	3.4	4.4	2.4	2.7	4.6	3.2	2.9	4.4	2.4	2.8	5.3	3.5	2.5	4.0	3.4	6.5
3. Neither	8.6	10.7	6.2	7.9	8.6	7.6	7.3	8.8	10.9	8.3	9.8	9.1	9.3	7.0	5.6	12.8
4. Mostly agree	37.4	37.9	37.2	42.5	19.8	44.0	39.1	33.9	35.4	38.9	30.8	41.1	32.7	37.4	37.8	12.3
5. Agree	48.3	43.5	53.0	44.8	62.2	43.8	47.6	50.2	49.9	48.3	49.8	43.1	53.8	49.8	52.3	64.4
<i>Item 7040 Subject Q08</i>	<i>N</i> 2179	1001	1109	1504	270	385	577	786	431	1689	452	992	557	247	319	40
D10D: I feel I do not have much to be proud of																
1. Disagree	51.6	49.9	53.5	50.3	66.0	44.9	49.5	56.9	50.8	53.8	43.6	55.3	54.7	40.1	46.4	41.6
2. Mostly disagree	25.6	25.4	26.5	28.4	10.9	30.9	28.0	22.8	23.1	26.0	24.5	26.2	22.8	29.8	27.0	16.5
3. Neither	11.1	13.4	8.7	11.2	8.0	11.1	10.8	10.3	12.7	9.9	15.0	9.9	10.8	13.8	12.7	14.8
4. Mostly agree	7.5	6.8	7.6	6.5	7.7	8.9	7.3	6.1	8.9	7.1	9.2	5.3	7.2	11.7	9.9	17.9
5. Agree	4.2	4.5	3.7	3.6	7.4	4.2	4.4	3.8	4.5	3.3	7.7	3.4	4.4	4.6	4.1	9.2
<i>Item 12660 Subject Q01</i>	<i>N</i> 2172	998	1107	1503	268	382	573	787	431	1682	452	991	557	247	316	38
D10E: I feel I am a person of worth, on an equal plane with others																
1. Disagree	2.7	3.2	2.1	2.4	4.9	1.8	2.9	3.3	2.1	1.9	5.6	2.3	1.8	3.5	3.2	11.1
2. Mostly disagree	5.4	5.0	5.9	5.8	2.9	6.0	6.0	5.8	3.4	4.2	9.4	4.1	4.8	7.7	8.0	8.3
3. Neither	10.8	10.4	10.7	10.5	9.3	11.5	12.6	8.7	11.3	9.0	16.7	8.4	12.7	11.1	13.3	13.9
4. Mostly agree	30.3	31.0	29.8	32.0	17.7	37.1	31.3	26.0	30.8	31.2	27.3	30.6	27.0	34.7	35.2	13.7
5. Agree	50.8	50.4	51.5	49.4	65.2	43.6	47.1	56.2	52.3	53.7	40.9	54.6	53.6	43.0	40.2	53.1
<i>Item 12570 Subject Q01</i>	<i>N</i> 2154	995	1092	1491	263	373	570	781	431	1668	448	986	550	244	314	38
D10F: I enjoy life as much as anyone																
1. Disagree	2.9	3.0	2.7	2.8	4.0	2.6	3.2	3.4	1.8	2.2	5.1	2.9	2.1	3.6	2.7	6.6
2. Mostly disagree	6.5	7.1	5.9	5.5	5.6	7.2	6.0	5.5	8.3	5.7	9.6	5.3	4.6	11.3	9.2	5.4
3. Neither	11.6	11.5	11.7	11.3	9.4	13.9	12.7	10.0	11.2	11.0	13.5	9.8	11.0	13.3	14.4	31.2
4. Mostly agree	34.0	33.0	35.2	36.3	22.2	37.9	36.4	30.4	34.1	35.4	28.6	34.5	35.4	34.3	33.1	22.5
5. Agree	45.0	45.4	44.5	44.1	58.8	38.5	41.7	50.8	44.6	45.6	43.2	47.5	46.9	37.5	40.6	34.3
<i>Item 23710 Subject P01, Q01</i>	<i>N</i> 2153	989	1098	1488	266	372	569	781	431	1666	448	983	554	240	312	40

QUESTIONNAIRE FORM 6 1999	TOTAL	SEX		RACE		REGION				COLLEGE PLANS?		ILLICIT DRUG USE: LIFETIME				
		M	F	White	Black	NE	NC	S	W	Yes	No	None	Mari- juana Only	Few Pills	More Pills	Any Her- oin
<i>N (Weighted No. of Cases):</i>	2364	1087	1160	1569	296	424	626	862	452	1761	489	1054	596	262	350	41
<i>% of Weighted Total:</i>	100.0	46.0	49.1	66.4	12.5	18.0	26.5	36.5	19.1	74.5	20.7	44.6	25.2	11.1	14.8	1.7
D10G: I get a real kick out of doing things that are a little dangerous																
1. Disagree	13.6	7.6	18.7	9.7	37.7	8.9	14.3	17.4	9.7	12.5	16.8	19.0	10.1	9.6	6.1	4.2
2. Mostly disagree	15.5	11.6	19.4	16.2	13.3	17.1	14.8	16.5	13.5	16.7	10.6	19.7	14.5	9.4	10.0	12.4
3. Neither	22.6	20.9	24.1	23.7	16.4	26.4	22.4	20.9	22.4	24.0	17.1	23.4	21.6	26.0	19.4	16.4
4. Mostly agree	27.5	33.6	22.1	28.5	18.2	27.9	30.0	24.4	29.3	27.9	27.2	23.8	29.0	35.7	31.8	20.3
5. Agree	20.9	26.3	15.7	21.9	14.5	19.7	18.5	20.9	25.2	18.9	28.3	14.1	24.8	19.3	32.6	46.8
<i>Item 7050 Subject Q04</i>	<i>N 2164</i>	<i>994</i>	<i>1102</i>	<i>1494</i>	<i>267</i>	<i>376</i>	<i>573</i>	<i>783</i>	<i>432</i>	<i>1677</i>	<i>449</i>	<i>987</i>	<i>554</i>	<i>245</i>	<i>314</i>	<i>40</i>
D10H: Sometimes I think that I am no good at all																
1. Disagree	45.6	47.6	43.8	44.7	58.3	41.1	43.7	49.8	44.4	46.4	42.3	49.2	48.6	32.0	40.7	41.6
2. Mostly disagree	22.9	22.6	23.5	24.5	14.0	24.5	22.4	20.6	26.1	24.3	17.9	22.1	20.6	30.2	24.6	16.5
3. Neither	16.9	17.7	16.1	16.3	13.6	17.3	17.7	16.1	16.6	15.9	20.1	15.6	15.1	21.2	18.8	25.3
4. Mostly agree	9.9	7.9	11.4	10.0	8.9	10.3	11.1	9.4	9.1	9.6	11.3	8.5	10.8	11.7	10.5	14.2
5. Agree	4.7	4.2	5.2	4.5	5.2	6.8	5.1	4.1	3.7	3.8	8.5	4.6	4.8	5.0	5.4	2.4
<i>Item 12680 Subject Q01</i>	<i>N 2157</i>	<i>994</i>	<i>1095</i>	<i>1492</i>	<i>265</i>	<i>374</i>	<i>575</i>	<i>777</i>	<i>431</i>	<i>1669</i>	<i>450</i>	<i>982</i>	<i>554</i>	<i>245</i>	<i>313</i>	<i>40</i>
D10I: I am able to do things as well as most other people																
1. Disagree	2.3	2.4	2.0	1.8	5.2	1.4	2.6	2.9	1.4	1.4	5.1	2.0	1.7	3.5	2.7	6.6
2. Mostly disagree	3.7	2.4	5.0	3.8	2.3	5.2	3.5	2.9	4.3	3.0	5.7	3.2	3.4	4.3	4.7	3.5
3. Neither	10.9	11.0	10.4	12.2	5.9	10.7	12.6	10.3	10.0	10.0	14.3	8.5	11.3	11.7	13.7	24.6
4. Mostly agree	40.6	38.1	43.0	43.0	23.2	42.6	43.1	34.2	47.2	42.6	34.4	42.6	36.1	46.0	40.1	39.3
5. Agree	42.5	46.1	39.6	39.2	63.4	40.1	38.2	49.7	37.2	43.0	40.5	43.6	47.6	34.5	38.8	26.0
<i>Item 12580 Subject Q01</i>	<i>N 2154</i>	<i>993</i>	<i>1095</i>	<i>1488</i>	<i>267</i>	<i>370</i>	<i>574</i>	<i>779</i>	<i>431</i>	<i>1669</i>	<i>449</i>	<i>983</i>	<i>551</i>	<i>245</i>	<i>312</i>	<i>40</i>
D10J: The future often seems hopeless																
1. Disagree	52.9	49.6	56.3	54.8	57.6	49.4	53.7	54.6	51.8	55.8	42.8	58.7	53.5	44.4	42.2	49.1
2. Mostly disagree	23.1	24.2	21.9	23.4	16.7	27.1	21.8	22.1	23.1	23.7	20.7	21.6	22.5	21.5	32.4	8.3
3. Neither	13.7	14.3	13.1	12.2	12.9	14.3	12.4	13.5	15.4	12.9	16.6	11.0	14.0	19.4	12.5	38.6
4. Mostly agree	7.2	8.7	5.7	6.7	8.3	6.4	8.8	6.4	7.1	5.7	12.3	5.6	6.9	11.7	9.8	1.5
5. Agree	3.1	3.2	3.0	2.8	4.6	2.9	3.3	3.3	2.7	2.0	7.6	3.1	3.1	3.1	3.2	2.5
<i>Item 23720 Subject P01, Q01</i>	<i>N 2151</i>	<i>992</i>	<i>1095</i>	<i>1486</i>	<i>266</i>	<i>370</i>	<i>571</i>	<i>780</i>	<i>430</i>	<i>1667</i>	<i>447</i>	<i>982</i>	<i>550</i>	<i>245</i>	<i>311</i>	<i>39</i>
D10K: I like to test myself every now and then by doing something a little risky																
1. Disagree	17.7	10.7	24.3	15.3	33.0	13.6	16.7	21.7	15.3	17.5	18.0	23.5	15.1	12.3	9.7	7.4
2. Mostly disagree	14.3	12.3	16.2	14.9	14.8	18.2	15.1	13.9	10.4	14.5	13.2	16.5	11.6	17.0	9.3	9.9
3. Neither	21.3	21.9	20.5	20.6	17.9	20.7	18.5	20.9	26.2	21.9	18.6	20.7	22.2	21.0	20.1	32.2
4. Mostly agree	28.1	32.1	24.6	30.4	16.7	26.3	33.1	25.0	28.6	28.8	26.1	25.6	28.9	35.2	32.9	9.0
5. Agree	18.6	23.0	14.4	18.7	17.7	21.1	16.6	18.5	19.5	17.3	24.0	13.8	22.1	14.5	28.0	41.5
<i>Item 7060 Subject Q04</i>	<i>N 2147</i>	<i>990</i>	<i>1091</i>	<i>1483</i>	<i>265</i>	<i>368</i>	<i>574</i>	<i>774</i>	<i>432</i>	<i>1665</i>	<i>445</i>	<i>980</i>	<i>549</i>	<i>245</i>	<i>311</i>	<i>40</i>
D10L: I feel that I can't do anything right																
1. Disagree	52.5	51.6	53.7	51.7	67.4	49.0	53.8	55.8	47.8	54.5	45.1	56.9	55.3	41.8	44.3	48.5
2. Mostly disagree	22.7	24.7	21.3	24.0	13.6	25.7	21.6	20.6	25.4	23.0	21.1	21.2	21.5	27.3	26.9	13.2
3. Neither	13.9	12.5	14.7	14.2	8.3	16.1	14.9	12.6	13.1	13.0	17.4	12.8	12.4	15.8	17.4	24.1
4. Mostly agree	7.7	7.6	7.6	6.9	6.0	6.9	6.4	7.3	10.6	6.8	11.5	6.0	8.0	11.7	8.5	9.6
5. Agree	3.2	3.7	2.7	3.2	4.7	2.3	3.2	3.8	3.1	2.8	4.9	3.1	2.8	3.5	2.9	4.5
<i>Item 12720 Subject Q01</i>	<i>N 2142</i>	<i>988</i>	<i>1088</i>	<i>1481</i>	<i>263</i>	<i>369</i>	<i>572</i>	<i>770</i>	<i>431</i>	<i>1657</i>	<i>449</i>	<i>983</i>	<i>548</i>	<i>243</i>	<i>307</i>	<i>38</i>
D10M: On the whole, I'm satisfied with myself																
1. Disagree	3.4	3.7	2.9	3.2	5.9	1.6	4.9	3.5	2.8	2.3	7.5	3.3	2.1	4.2	4.5	6.9
2. Mostly disagree	5.7	4.8	6.3	5.0	7.8	6.4	6.0	5.7	4.9	5.5	7.0	4.2	5.9	8.2	8.0	9.4
3. Neither	9.3	9.5	9.0	9.0	7.2	10.4	9.0	8.0	11.0	8.3	12.5	7.5	7.9	13.1	11.3	24.8
4. Mostly agree	33.0	33.2	33.3	34.9	19.7	39.5	33.3	30.6	31.4	33.7	30.4	31.2	32.2	38.7	37.5	28.3
5. Agree	48.6	48.9	48.5	47.9	59.4	42.0	46.9	52.3	49.9	50.2	42.6	53.8	51.9	35.7	38.6	30.5
<i>Item 12620 Subject P01, Q01</i>	<i>N 2140</i>	<i>983</i>	<i>1091</i>	<i>1479</i>	<i>264</i>	<i>364</i>	<i>573</i>	<i>773</i>	<i>430</i>	<i>1659</i>	<i>444</i>	<i>985</i>	<i>545</i>	<i>240</i>	<i>309</i>	<i>38</i>

DESCRIPTIVE RESULTS: 1999

239

[illegible]

QUESTIONNAIRE FORM 6 1999	TOTAL	SEX		RACE		REGION				COLLEGE PLANS?		ILLICIT DRUG USE: LIFETIME				
		M	F	White	Black	NE	NC	S	W	Yes	No	None	Mari- juana Only	Few Pills	More Pills	Any Her- oin
<i>N (Weighted No. of Cases):</i>	2364	1087	1160	1569	296	424	626	862	452	1761	489	1054	596	262	350	41
<i>% of Weighted Total:</i>	100.0	46.0	49.1	66.4	12.5	18.0	26.5	36.5	19.1	74.5	20.7	44.6	25.2	11.1	14.8	1.7
D12A: . . . in your lifetime?																
1. 0 occasions	98.1	96.7	99.4	98.3	99.4	99.5	97.3	97.4	99.3	98.5	96.6	100.0	100.0	97.7	92.0	81.1
2. 1-2	0.9	1.8	0.1	1.1	-	0.4	1.2	1.4	0.2	0.6	2.0	-	-	1.6	4.6	1.9
3. 3-5	0.5	0.7	0.2	0.3	-	*	0.9	0.5	-	0.3	0.9	-	-	0.4	1.6	9.3
4. 6-9	0.1	0.3	-	0.2	-	-	-	0.2	0.3	0.1	0.2	-	-	-	0.9	-
5. 10-19	0.1	0.2	-	0.1	-	-	0.2	0.1	-	0.1	-	-	-	-	0.4	2.4
6. 20-39	-	-	-	-	-	-	-	-	-	-	-	-	-	-	-	-
7. 40 or more	0.3	0.3	0.3	0.1	0.6	0.1	0.4	0.3	0.2	0.3	0.3	-	-	0.3	0.6	5.3
<i>Item 22690 Subject A01a</i>	<i>N</i> 2128	976	1086	1479	257	366	567	769	427	1652	439	982	540	238	309	40
D12B: . . . during the last 12 months?																
1. 0 occasions	98.7	97.8	99.4	98.8	99.4	99.6	98.8	97.8	99.3	98.9	97.6	100.0	100.0	98.8	94.5	83.8
2. 1-2	0.7	1.4	0.1	0.8	-	0.2	0.6	1.2	0.2	0.5	1.6	-	-	1.0	3.5	2.2
3. 3-5	0.2	0.3	0.2	0.1	-	-	-	0.7	-	0.2	0.4	-	-	-	0.9	6.2
4. 6-9	0.1	0.2	-	0.2	-	-	0.2	-	0.3	0.1	0.2	-	-	-	0.5	2.4
5. 10-19	-	-	-	-	-	-	-	-	-	-	-	-	-	-	-	-
6. 20-39	0.1	-	0.2	-	0.6	-	0.3	-	-	0.1	-	-	-	-	-	4.1
7. 40 or more	0.2	0.3	0.1	0.1	-	0.1	0.1	0.3	0.2	0.2	0.3	-	-	0.3	0.6	1.2
<i>Item 22700 Subject A01b</i>	<i>N</i> 2127	975	1086	1479	257	366	565	769	427	1652	437	982	539	238	309	40
D12C: . . . during the last 30 days?																
1. 0 occasions	99.1	98.6	99.5	99.2	100.0	99.9	99.3	98.5	99.3	99.2	98.7	100.0	100.0	99.2	96.2	89.8
2. 1-2	0.5	0.9	0.1	0.6	-	-	0.6	0.8	0.2	0.4	0.9	-	-	0.6	2.7	2.5
3. 3-5	0.1	-	0.2	-	-	-	-	0.3	-	0.2	-	-	-	-	-	6.5
4. 6-9	0.1	0.1	-	0.1	-	-	-	-	0.3	*	0.2	-	-	-	0.5	-
5. 10-19	*	0.1	-	*	-	-	0.1	-	-	*	-	-	-	0.3	-	-
6. 20-39	*	0.1	-	*	-	-	-	-	0.2	*	-	-	-	-	0.2	-
7. 40 or more	0.1	0.1	0.1	-	-	0.1	-	0.3	-	0.1	0.3	-	-	-	0.4	1.2
<i>Item 22710 Subject A01c</i>	<i>N</i> 2125	975	1084	1479	256	366	564	769	427	1650	437	982	539	238	309	38
D13: What methods have you used for taking steroids on your own? (Mark all that apply.)																
A. Injection	43.9	52.8	-	57.2	-	89.0	23.0	63.7	-	43.4	44.8	-	-	16.2	51.3	35.5
B. By mouth	67.5	60.9	100.0	51.7	100.0	57.6	91.7	43.5	100.0	73.8	56.5	-	-	83.8	58.5	85.5
C. Haven't used steroids	92.3	90.5	94.2	93.1	90.7	91.5	93.5	90.8	94.4	93.2	89.0	94.3	94.2	90.7	87.0	69.9
<i>Item 23790-23800 30940 Subject A05dN†</i>	2109	960	1084	1466	257	364	561	761	423	1641	430	974	537	236	306	40
D14: On how many occasions (if any) have you taken any drugs by injection with a needle (like heroin, cocaine, amphetamines, or steroids) . . .																
Do NOT include anything you took under a doctor's orders.																
D14A: . . . in your lifetime?																
1. 0 occasions	98.2	97.5	99.1	98.1	100.0	98.3	99.2	96.8	99.0	98.6	96.4	100.0	100.0	99.1	94.0	58.6
2. 1-2	0.9	1.1	0.4	1.1	-	1.0	0.4	1.4	0.5	0.6	2.1	-	-	0.9	3.1	16.3
3. 3-5	0.2	0.4	0.1	0.2	-	0.1	-	0.4	0.3	0.2	0.5	-	-	-	1.5	1.2
4. 6-9	0.2	0.3	0.1	0.1	-	0.4	-	0.1	0.2	0.1	0.3	-	-	-	1.1	-
5. 10-19	-	-	-	-	-	-	-	-	-	-	-	-	-	-	-	-
6. 20-39	0.1	0.2	-	*	-	-	-	0.2	0.1	0.1	0.1	-	-	-	0.4	0.7
7. 40 or more	0.5	0.6	0.4	0.4	-	0.1	0.4	1.0	-	0.5	0.6	-	-	-	-	23.1
<i>Item 25050 Subject A01a</i>	<i>N</i> 2118	976	1077	1471	257	360	567	769	423	1647	434	976	541	235	309	38
D14B: . . . during the last 12 months?																
1. 0 occasions	98.9	98.5	99.4	98.9	100.0	99.3	99.7	97.9	99.3	99.1	97.8	100.0	100.0	100.0	96.1	73.5
2. 1-2	0.4	0.5	0.2	0.4	-	0.2	0.2	0.5	0.7	0.2	1.2	-	-	-	2.0	6.3
3. 3-5	0.2	0.5	-	0.2	-	-	-	0.6	-	0.2	0.4	-	-	-	1.4	-
4. 6-9	0.1	0.1	0.1	0.1	-	0.4	-	-	-	-	0.3	-	-	-	0.5	-
5. 10-19	-	-	-	-	-	-	-	-	-	-	-	-	-	-	-	-
6. 20-39	0.2	0.4	0.1	0.3	-	-	0.2	0.5	-	0.2	0.3	-	-	-	-	12.6
7. 40 or more	0.2	0.1	0.2	-	-	0.1	-	0.5	-	0.3	-	-	-	-	-	7.7
<i>Item 25060 Subject A01b</i>	<i>N</i> 2119	976	1078	1471	258	360	567	770	423	1647	435	976	541	236	309	38

†=excludes respondents for whom question was inappropriate. *=less than .05 percent.

QUESTIONNAIRE FORM 6 1999	TOTAL	SEX		RACE		REGION				COLLEGE PLANS?		ILLICIT DRUG USE: LIFETIME				
		M	F	White	Black	NE	NC	S	W	Yes	No	None	Mari- juana Only	Few Pills	More Pills	Any Her- oin
<i>N (Weighted No. of Cases):</i>	2364	1087	1160	1569	296	424	626	862	452	1761	489	1054	596	262	350	41
<i>% of Weighted Total:</i>	100.0	46.0	49.1	66.4	12.5	18.0	26.5	36.5	19.1	74.5	20.7	44.6	25.2	11.1	14.8	1.7
D14C: . . . during the last 30 days?																
1. 0 occasions	99.2	98.9	99.5	99.2	100.0	99.5	99.7	98.4	99.7	99.3	98.6	100.0	100.0	100.0	97.7	75.4
2. 1-2	0.4	0.5	0.2	0.5	-	-	0.2	0.8	0.3	0.2	1.1	-	-	-	1.8	7.9
3. 3-5	0.1	0.1	0.1	0.1	-	0.4	-	-	-	-	0.3	-	-	-	0.5	-
4. 6-9	-	-	-	-	-	-	-	-	-	-	-	-	-	-	-	-
5. 10-19	0.3	0.4	0.2	0.2	-	-	0.2	0.6	-	0.4	-	-	-	-	-	15.5
6. 20-39	-	-	-	-	-	-	-	-	-	-	-	-	-	-	-	-
7. 40 or more	0.1	0.1	-	-	-	0.1	-	0.2	-	0.1	-	-	-	-	-	1.2
<i>Item 25070 Subject A01c</i>	<i>N</i> 2118	976	1077	1471	257	360	567	769	423	1647	434	976	541	235	309	38
D15: When (if ever) did you FIRST inject any drug with a needle (without doctor's orders)																
8. Never	98.4	97.7	99.1	98.5	99.1	98.8	98.7	97.5	99.1	98.5	97.7	100.0	100.0	98.8	95.4	58.1
1. Grade 6 or below	0.4	0.1	0.6	0.1	0.6	*	0.8	0.3	0.6	0.5	0.3	-	-	0.6	0.8	14.5
2. Grade 7	*	0.1	-	0.1	-	-	0.2	-	-	0.1	-	-	-	-	-	2.6
3. Grade 8	0.1	-	0.1	0.1	-	-	-	0.2	-	-	0.3	-	-	-	-	3.7
4. Grade 9	0.3	0.5	0.1	0.4	0.3	0.3	-	0.6	0.2	0.4	0.2	-	-	0.3	1.1	5.8
5. Grade 10	0.3	0.7	*	0.4	-	0.2	0.2	0.6	0.1	0.3	0.6	-	-	0.2	0.5	9.6
6. Grade 11	0.2	0.5	-	0.3	-	0.6	-	0.3	-	0.1	0.6	-	-	-	0.8	5.7
7. Grade 12	0.2	0.4	-	0.3	-	-	0.2	0.4	-	0.2	0.4	-	-	-	1.4	-
<i>Item 25680 Subject A01g</i>	<i>N</i> 2101	965	1072	1455	256	361	566	757	417	1636	427	978	533	233	298	37
D16: When (if ever) did you FIRST do each of the following things? Don't count anything you took because a doctor told you to.																
D16A: Smoke your first cigarette																
8. Never	37.5	39.2	36.1	33.3	55.3	36.4	34.0	38.7	41.1	40.1	27.3	65.2	15.5	17.6	9.3	0.7
1. Grade 6 or below	13.1	14.9	11.1	13.3	12.8	11.7	14.0	14.7	10.2	11.8	17.6	5.3	12.5	19.5	28.6	43.6
2. Grade 7	11.2	12.3	9.9	12.5	9.6	12.3	10.5	12.1	9.6	10.5	14.5	4.8	14.7	13.8	21.4	31.5
3. Grade 8	10.1	9.1	10.9	10.5	5.8	7.8	9.5	11.3	10.7	10.1	9.6	5.5	14.1	15.0	14.5	7.4
4. Grade 9 (Freshman)	12.6	11.6	13.9	13.4	6.9	14.5	13.9	9.3	15.0	11.8	15.5	7.6	20.2	14.0	14.9	3.5
5. Grade 10 (Sophomore)	8.6	7.5	9.7	9.3	4.7	11.5	10.2	7.3	6.3	8.4	9.3	4.3	14.0	16.3	6.6	11.4
6. Grade 11 (Junior)	4.5	3.1	5.8	5.6	2.0	4.1	6.0	4.3	3.1	4.6	4.5	3.8	6.8	2.4	4.6	1.8
7. Grade 12 (Senior)	2.4	2.3	2.6	2.0	3.0	1.8	1.9	2.3	4.0	2.5	1.7	3.4	2.4	1.3	-	-
<i>Item 5575 Subject A01g</i>	<i>N</i> 2012	919	1032	1417	235	343	543	719	407	1579	398	926	508	225	297	38
D16B: Smoke cigarettes on a daily basis																
8. Never	70.1	73.5	67.8	65.0	90.4	73.0	64.6	70.9	73.3	72.8	59.4	91.7	62.7	57.7	30.1	19.4
1. Grade 6 or below	0.9	0.8	0.9	1.1	-	0.4	1.6	0.8	0.4	0.5	2.4	0.5	0.9	0.7	1.6	3.6
2. Grade 7	2.0	2.1	1.8	2.2	1.0	1.3	1.6	3.1	1.4	1.8	3.2	0.6	1.7	0.5	7.5	8.0
3. Grade 8	3.0	3.7	2.5	3.5	1.1	3.1	2.9	3.5	2.2	2.7	4.2	0.3	1.9	5.4	10.1	16.2
4. Grade 9 (Freshman)	6.9	6.2	7.2	7.9	1.9	7.2	5.2	6.8	8.9	6.3	9.1	1.8	6.7	8.8	18.9	30.3
5. Grade 10 (Sophomore)	5.6	5.0	6.0	6.3	1.4	5.8	7.1	4.9	4.8	5.2	6.5	1.1	6.6	10.2	14.4	8.2
6. Grade 11 (Junior)	6.4	5.3	7.2	7.8	1.7	5.6	8.5	5.9	5.0	6.1	7.5	1.9	11.5	8.9	9.7	8.4
7. Grade 12 (Senior)	5.2	3.4	6.7	6.3	2.3	3.7	8.5	4.0	4.1	4.6	7.9	2.1	8.1	7.7	7.7	6.1
<i>Item 5570 Subject A01g</i>	<i>N</i> 2062	949	1049	1441	243	357	546	739	420	1611	412	956	517	220	309	38
D16C: Try smokeless tobacco (snuff, plug or chewing tobacco)																
8. Never	76.4	62.7	89.7	71.5	92.0	84.9	72.8	74.4	77.5	78.0	68.7	89.2	69.9	76.7	49.4	54.6
1. Grade 6 or below	3.4	5.4	1.5	3.7	3.5	2.0	3.2	5.2	1.8	2.8	6.0	1.8	2.5	4.4	9.6	4.5
2. Grade 7	3.4	6.2	0.8	4.4	0.1	1.4	4.5	3.8	3.1	3.0	5.4	1.6	3.4	2.0	9.7	9.4
3. Grade 8	4.3	7.3	1.2	5.3	-	2.1	5.9	4.3	3.7	4.2	4.6	1.1	6.1	4.4	8.8	19.7
4. Grade 9 (Freshman)	5.1	7.4	3.0	6.5	1.5	4.9	5.0	5.1	5.2	5.1	4.9	2.5	7.3	3.0	11.2	4.0
5. Grade 10 (Sophomore)	3.6	5.6	1.8	4.2	1.2	2.7	4.4	2.8	4.5	3.3	4.9	2.0	4.2	2.6	7.7	7.3
6. Grade 11 (Junior)	2.5	3.6	1.2	2.9	1.2	1.7	3.0	2.3	2.8	2.1	3.9	0.8	4.5	4.5	2.6	0.6
7. Grade 12 (Senior)	1.4	1.9	0.8	1.5	0.6	0.3	1.2	2.0	1.3	1.4	1.5	0.9	2.0	2.4	0.8	-
<i>Item 5576 Subject A01g</i>	<i>N</i> 2119	976	1075	1469	256	361	564	767	426	1644	435	973	537	236	312	37

QUESTIONNAIRE FORM 6 1999	TOTAL	SEX		RACE		REGION				COLLEGE PLANS?		ILLICIT DRUG USE: LIFETIME				
		M	F	White	Black	NE	NC	S	W	Yes	No	None	Mari- juana Only	Few Pills	More Pills	Any Her- oin
<i>N (Weighted No. of Cases):</i>	2364	1087	1160	1569	296	424	626	862	452	1761	489	1054	596	262	350	41
<i>% of Weighted Total:</i>	100.0	46.0	49.1	66.4	12.5	18.0	26.5	36.5	19.1	74.5	20.7	44.6	25.2	11.1	14.8	1.7
D17: In the future, do you think that you will . . .																
D17A: Smoke cigarettes?																
1. Definitely will	4.1	5.5	2.7	4.0	5.2	4.5	4.3	4.9	2.1	3.2	7.3	1.9	4.4	4.9	6.7	22.7
2. Probably will	12.0	10.3	13.6	14.4	4.6	10.8	15.2	13.1	6.7	10.5	18.5	4.4	12.1	17.1	29.3	30.4
3. Don't know	9.9	10.1	9.9	9.7	8.1	8.0	9.5	10.3	11.2	9.3	12.6	6.3	11.6	14.4	14.3	14.9
4. Probably won't	17.1	18.6	15.4	18.6	8.8	21.3	19.0	14.7	15.4	17.9	14.0	13.8	22.9	21.8	15.2	13.3
5. Definitely won't	56.9	55.5	58.4	53.3	73.2	55.4	52.0	57.0	64.5	59.2	47.6	73.6	49.1	41.8	34.6	18.7
<i>Item 24440 Subject A04a</i>	<i>N 2122</i>	<i>973</i>	<i>1083</i>	<i>1469</i>	<i>259</i>	<i>362</i>	<i>566</i>	<i>768</i>	<i>426</i>	<i>1650</i>	<i>433</i>	<i>969</i>	<i>543</i>	<i>237</i>	<i>311</i>	<i>38</i>
D17B: Drink alcoholic beverages?																
1. Definitely will	22.6	26.9	18.5	24.1	16.9	28.2	20.8	20.0	24.9	23.4	19.8	13.3	28.6	25.5	36.1	45.6
2. Probably will	38.8	34.1	43.6	40.9	26.5	45.3	42.3	34.7	36.1	38.5	39.7	34.3	43.3	49.6	39.5	34.2
3. Don't know	15.9	17.6	14.6	15.5	17.9	10.4	18.0	16.7	16.2	14.0	23.1	16.9	16.9	14.3	11.9	16.9
4. Probably won't	8.0	7.2	8.6	7.6	10.2	7.2	7.5	8.9	7.6	8.6	5.6	11.7	5.3	4.6	4.3	0.7
5. Definitely won't	14.7	14.3	14.8	11.9	28.7	9.0	11.4	19.6	15.3	15.5	11.8	23.8	5.9	6.0	8.2	2.5
<i>Item 24450 Subject A04a</i>	<i>N 2123</i>	<i>972</i>	<i>1083</i>	<i>1469</i>	<i>258</i>	<i>361</i>	<i>568</i>	<i>768</i>	<i>426</i>	<i>1649</i>	<i>434</i>	<i>969</i>	<i>543</i>	<i>237</i>	<i>311</i>	<i>38</i>
D17C: Try or use marijuana?																
1. Definitely will	8.5	12.2	4.9	8.1	11.4	7.2	7.2	9.6	9.5	7.3	12.8	2.2	9.6	11.2	19.8	42.2
2. Probably will	13.7	13.3	13.8	14.6	10.5	18.5	14.7	11.9	11.7	13.9	13.3	2.9	22.4	18.4	26.6	31.4
3. Don't know	13.5	12.2	14.9	12.2	17.3	12.8	14.4	13.0	14.1	12.4	18.4	6.5	17.2	19.7	23.4	18.4
4. Probably won't	13.1	15.3	11.2	14.3	7.0	15.7	12.8	11.1	15.0	13.1	12.7	11.4	18.3	14.2	10.6	3.8
5. Definitely won't	51.1	47.0	55.2	50.9	53.8	45.9	50.9	54.5	49.7	53.3	42.8	77.1	32.5	36.5	19.6	4.3
<i>Item 24460 Subject A04a</i>	<i>N 2123</i>	<i>971</i>	<i>1083</i>	<i>1468</i>	<i>260</i>	<i>360</i>	<i>568</i>	<i>770</i>	<i>425</i>	<i>1649</i>	<i>434</i>	<i>970</i>	<i>543</i>	<i>238</i>	<i>310</i>	<i>38</i>
D17D: Try or use "crack" cocaine?																
1. Definitely will	2.3	2.9	1.5	1.8	4.0	2.8	2.0	2.8	1.4	1.8	3.8	2.0	2.8	3.0	1.2	6.2
2. Probably will	1.0	1.2	0.9	0.9	-	1.1	1.1	0.7	1.2	0.8	1.8	0.4	0.3	1.2	2.8	7.1
3. Don't know	2.0	2.3	1.7	2.1	0.7	0.8	1.6	3.2	1.5	1.4	4.6	0.7	0.9	2.9	6.4	11.4
4. Probably won't	4.4	4.8	4.3	5.3	0.2	8.9	4.8	2.3	3.9	4.7	3.1	3.1	3.1	7.0	7.7	15.1
5. Definitely won't	90.3	88.8	91.7	90.0	95.1	86.4	90.6	91.0	91.9	91.3	86.6	93.7	92.9	85.9	81.9	60.2
<i>Item 24470 Subject A04a</i>	<i>N 2117</i>	<i>970</i>	<i>1079</i>	<i>1461</i>	<i>260</i>	<i>356</i>	<i>566</i>	<i>769</i>	<i>426</i>	<i>1645</i>	<i>432</i>	<i>965</i>	<i>542</i>	<i>238</i>	<i>310</i>	<i>37</i>
D17E: Try or use cocaine in powder form?																
1. Definitely will	2.4	3.1	1.6	2.1	3.8	2.6	2.4	3.0	1.4	1.9	4.1	2.0	2.8	2.8	2.1	9.2
2. Probably will	2.1	3.4	1.1	2.4	-	1.4	2.8	2.4	1.3	2.0	2.7	0.2	0.5	2.4	9.2	14.8
3. Don't know	2.5	3.2	1.9	2.8	0.6	1.4	1.9	3.1	3.2	1.7	5.7	0.9	0.5	3.6	8.4	16.7
4. Probably won't	4.7	4.7	4.8	5.4	1.4	8.9	4.9	3.1	4.0	5.1	3.1	3.1	3.1	6.1	10.0	16.8
5. Definitely won't	88.2	85.6	90.7	87.3	94.1	85.6	88.0	88.5	90.1	89.3	84.4	93.7	93.1	85.1	70.2	42.5
<i>Item 24480 Subject A04a</i>	<i>N 2121</i>	<i>971</i>	<i>1082</i>	<i>1465</i>	<i>260</i>	<i>357</i>	<i>569</i>	<i>769</i>	<i>426</i>	<i>1647</i>	<i>435</i>	<i>968</i>	<i>542</i>	<i>238</i>	<i>311</i>	<i>37</i>
D17F: Try or use any other illegal drugs?																
1. Definitely will	4.0	5.5	2.5	3.5	4.9	5.9	2.8	4.8	2.6	3.4	5.8	2.4	2.7	4.5	6.7	38.3
2. Probably will	3.7	4.9	2.9	4.7	0.6	4.8	4.1	3.1	3.5	3.6	4.5	0.7	2.0	4.4	14.7	15.7
3. Don't know	6.3	5.9	6.3	6.8	1.7	7.9	6.0	5.0	7.4	5.7	8.5	1.4	4.2	12.9	19.1	18.6
4. Probably won't	6.4	7.2	5.5	7.2	1.5	8.6	7.5	5.5	4.6	6.5	5.9	4.6	6.7	10.2	7.5	11.4
5. Definitely won't	79.6	76.6	82.8	77.9	91.3	72.9	79.5	81.6	81.9	80.8	75.3	91.0	84.4	68.0	52.1	16.0
<i>Item 24490 Subject A04a</i>	<i>N 2120</i>	<i>971</i>	<i>1081</i>	<i>1465</i>	<i>259</i>	<i>357</i>	<i>568</i>	<i>768</i>	<i>426</i>	<i>1646</i>	<i>434</i>	<i>968</i>	<i>542</i>	<i>236</i>	<i>311</i>	<i>37</i>
D18: How do you think your CLOSE FRIENDS feel (or would feel) about YOU doing each of the following things?																
D18A: Smoking cigarettes occasionally																
1. Don't disapprove	46.8	49.3	45.0	52.6	27.1	47.7	53.3	45.1	40.4	43.8	58.0	28.8	54.6	62.2	76.6	67.3
2. Disapprove	29.1	30.5	27.7	27.6	32.1	32.7	27.2	28.0	30.6	30.4	24.0	34.6	28.8	22.6	16.9	26.3
3. Strongly disapprove	24.1	20.2	27.3	19.9	40.7	19.6	19.5	26.9	28.9	25.8	17.9	36.6	16.7	15.2	6.5	6.5
<i>Item 30380 Subject A12b</i>	<i>N 2100</i>	<i>954</i>	<i>1078</i>	<i>1457</i>	<i>255</i>	<i>352</i>	<i>562</i>	<i>763</i>	<i>422</i>	<i>1626</i>	<i>434</i>	<i>962</i>	<i>536</i>	<i>233</i>	<i>304</i>	<i>38</i>
D18B: Smoking cigarettes every day																
1. Don't disapprove	34.8	38.5	31.6	39.3	21.6	32.7	39.5	35.4	29.1	31.0	48.8	18.4	38.8	46.8	66.8	63.4
2. Disapprove	28.0	29.4	26.9	28.3	27.5	32.3	30.2	25.6	26.0	28.5	27.1	29.2	30.5	26.0	21.8	30.1
3. Strongly disapprove	37.2	32.1	41.5	32.4	50.8	34.9	30.2	39.0	45.0	40.5	24.1	52.4	30.7	27.2	11.4	6.5
<i>Item 30390 Subject A12b</i>	<i>N 2100</i>	<i>954</i>	<i>1079</i>	<i>1457</i>	<i>256</i>	<i>352</i>	<i>562</i>	<i>764</i>	<i>422</i>	<i>1628</i>	<i>432</i>	<i>962</i>	<i>536</i>	<i>234</i>	<i>304</i>	<i>38</i>

QUESTIONNAIRE FORM 6 1999	TOTAL	SEX		RACE		REGION				COLLEGE PLANS?		ILLICIT DRUG USE: LIFETIME				
		M	F	White	Black	NE	NC	S	W	Yes	No	None	Mari- juana Only	Few Pills	More Pills	Any Her- oin
<i>N (Weighted No. of Cases):</i>	2364	1087	1160	1569	296	424	626	862	452	1761	489	1054	596	262	350	41
<i>% of Weighted Total:</i>	100.0	46.0	49.1	66.4	12.5	18.0	26.5	36.5	19.1	74.5	20.7	44.6	25.2	11.1	14.8	1.7
D18C: Smoking one or more packs of cigarettes per day																
1. Don't disapprove	22.9	27.4	18.5	25.9	15.8	22.2	28.4	22.8	16.3	19.6	35.3	13.1	24.6	27.0	45.3	41.3
2. Disapprove	26.9	29.0	25.2	27.8	25.0	27.7	27.0	28.4	23.4	26.5	28.6	22.6	28.3	29.6	34.2	49.1
3. Strongly disapprove	50.2	43.6	56.2	46.4	59.2	50.1	44.5	48.8	60.4	53.9	36.2	64.3	47.1	43.4	20.5	9.6
<i>Item 11470 Subject A12b</i>	<i>N 2096</i>	<i>954</i>	<i>1078</i>	<i>1454</i>	<i>256</i>	<i>350</i>	<i>561</i>	<i>764</i>	<i>422</i>	<i>1626</i>	<i>430</i>	<i>962</i>	<i>535</i>	<i>234</i>	<i>304</i>	<i>37</i>
D18D: Using smokeless tobacco occasionally																
1. Don't disapprove	24.9	37.3	14.0	28.3	12.1	22.3	28.5	25.0	22.1	23.2	31.3	17.1	27.0	27.4	44.1	34.2
2. Disapprove	31.0	30.2	31.3	32.6	23.9	30.5	35.6	28.4	29.8	31.2	31.3	28.1	34.0	32.9	32.2	45.8
3. Strongly disapprove	44.1	32.4	54.7	39.0	64.1	47.1	35.9	46.5	48.1	45.6	37.5	54.8	39.0	39.6	23.7	20.0
<i>Item 30400 Subject A12b</i>	<i>N 2089</i>	<i>950</i>	<i>1075</i>	<i>1451</i>	<i>252</i>	<i>350</i>	<i>560</i>	<i>760</i>	<i>420</i>	<i>1623</i>	<i>427</i>	<i>961</i>	<i>531</i>	<i>234</i>	<i>301</i>	<i>38</i>
D18E: Using smokeless tobacco every day																
1. Don't disapprove	19.2	29.5	9.8	21.6	11.6	15.5	21.1	21.9	14.8	16.9	27.7	12.6	20.1	21.6	35.3	31.8
2. Disapprove	29.0	31.8	26.4	31.1	23.2	30.5	33.8	26.2	26.6	28.5	31.2	25.3	31.7	27.6	36.5	40.8
3. Strongly disapprove	51.8	38.7	63.8	47.3	65.2	54.0	45.1	51.9	58.6	54.6	41.0	62.1	48.2	50.8	28.2	27.4
<i>Item 30410 Subject A12b</i>	<i>N 2091</i>	<i>951</i>	<i>1076</i>	<i>1450</i>	<i>255</i>	<i>348</i>	<i>559</i>	<i>763</i>	<i>421</i>	<i>1624</i>	<i>429</i>	<i>961</i>	<i>534</i>	<i>233</i>	<i>301</i>	<i>38</i>
D18F: Using smokeless tobacco several times per day																
1. Don't disapprove	17.3	26.1	9.4	19.4	11.1	14.1	19.2	19.8	13.0	15.1	25.3	10.8	18.7	19.0	33.3	29.3
2. Disapprove	26.6	28.5	24.4	28.1	20.5	27.7	30.1	24.7	24.2	26.3	28.7	22.8	28.9	25.5	34.6	40.4
3. Strongly disapprove	56.1	45.4	66.2	52.5	68.4	58.2	50.7	55.5	62.7	58.6	46.0	66.4	52.4	55.5	32.0	30.3
<i>Item 30420 Subject A12b</i>	<i>N 2093</i>	<i>952</i>	<i>1074</i>	<i>1448</i>	<i>257</i>	<i>346</i>	<i>562</i>	<i>764</i>	<i>421</i>	<i>1622</i>	<i>431</i>	<i>963</i>	<i>531</i>	<i>233</i>	<i>301</i>	<i>40</i>
D18G: Trying marijuana once or twice																
1. Don't disapprove	45.5	49.8	41.5	47.0	42.9	52.3	48.1	39.4	47.2	44.4	50.2	21.6	60.8	59.7	79.6	74.6
2. Disapprove	20.1	20.4	20.1	18.9	20.1	20.6	19.6	20.1	20.4	20.3	19.1	22.2	23.6	16.0	11.1	17.5
3. Strongly disapprove	34.4	29.9	38.4	34.1	37.0	27.0	32.3	40.5	32.4	35.3	30.7	56.2	15.5	24.2	9.3	7.9
<i>Item 11480 Subject A12b</i>	<i>N 2098</i>	<i>951</i>	<i>1080</i>	<i>1455</i>	<i>256</i>	<i>352</i>	<i>562</i>	<i>764</i>	<i>420</i>	<i>1626</i>	<i>432</i>	<i>962</i>	<i>534</i>	<i>234</i>	<i>302</i>	<i>40</i>
D18H: Smoking marijuana occasionally																
1. Don't disapprove	36.1	41.5	31.5	37.1	36.6	39.5	37.9	31.9	38.5	34.3	43.5	15.2	47.3	47.3	70.6	65.6
2. Disapprove	19.6	19.2	19.7	19.9	18.2	21.7	19.0	20.4	17.0	19.5	19.9	18.0	26.6	17.1	14.2	20.8
3. Strongly disapprove	44.3	39.3	48.8	43.0	45.2	38.8	43.1	47.7	44.5	46.2	36.6	66.8	26.1	35.6	15.2	13.6
<i>Item 11490 Subject A12b</i>	<i>N 2096</i>	<i>949</i>	<i>1080</i>	<i>1454</i>	<i>256</i>	<i>352</i>	<i>561</i>	<i>762</i>	<i>420</i>	<i>1627</i>	<i>429</i>	<i>960</i>	<i>533</i>	<i>234</i>	<i>303</i>	<i>40</i>
D18I: Smoking marijuana regularly																
1. Don't disapprove	23.4	28.6	18.4	22.7	28.9	22.4	23.7	22.3	26.2	20.3	35.4	9.5	26.9	26.9	53.1	65.8
2. Disapprove	22.4	22.9	21.9	24.0	18.9	27.1	21.6	22.2	19.9	23.2	19.7	16.3	30.3	26.7	25.1	23.8
3. Strongly disapprove	54.2	48.4	59.7	53.3	52.2	50.4	54.8	55.5	54.0	56.5	44.8	74.2	42.8	46.4	21.8	10.5
<i>Item 11500 Subject A12b</i>	<i>N 2095</i>	<i>951</i>	<i>1078</i>	<i>1454</i>	<i>254</i>	<i>352</i>	<i>560</i>	<i>763</i>	<i>420</i>	<i>1626</i>	<i>430</i>	<i>963</i>	<i>532</i>	<i>233</i>	<i>303</i>	<i>38</i>
D18J: Trying "crack" cocaine once or twice																
1. Don't disapprove	6.1	8.9	3.5	5.5	7.4	7.7	7.2	4.5	6.2	4.9	10.7	4.0	4.7	6.7	13.5	13.3
2. Disapprove	17.8	18.0	17.7	19.3	9.3	20.9	21.8	14.4	15.9	17.5	19.8	15.5	15.1	16.7	27.3	43.4
3. Strongly disapprove	76.1	73.1	78.9	75.2	83.3	71.3	71.0	81.1	77.9	77.6	69.5	80.4	80.2	76.6	59.1	43.3
<i>Item 23940 Subject A12b</i>	<i>N 2094</i>	<i>955</i>	<i>1071</i>	<i>1446</i>	<i>256</i>	<i>352</i>	<i>562</i>	<i>760</i>	<i>420</i>	<i>1622</i>	<i>427</i>	<i>958</i>	<i>536</i>	<i>229</i>	<i>307</i>	<i>38</i>
D18K: Taking "crack" cocaine occasionally																
1. Don't disapprove	4.0	6.3	1.8	3.5	5.5	4.5	5.1	3.1	3.8	3.0	7.8	2.9	3.2	1.5	9.8	7.8
2. Disapprove	15.6	16.4	14.7	17.3	8.9	16.8	19.2	14.1	12.7	14.6	20.4	12.6	15.0	16.5	22.8	39.1
3. Strongly disapprove	80.4	77.3	83.5	79.2	85.6	78.7	75.7	82.9	83.5	82.4	71.8	84.6	81.7	82.0	67.3	53.0
<i>Item 23950 Subject A12b</i>	<i>N 2093</i>	<i>954</i>	<i>1071</i>	<i>1445</i>	<i>256</i>	<i>352</i>	<i>562</i>	<i>759</i>	<i>420</i>	<i>1622</i>	<i>426</i>	<i>956</i>	<i>536</i>	<i>229</i>	<i>307</i>	<i>38</i>
D18L: Trying cocaine powder once or twice																
1. Don't disapprove	8.2	11.9	4.6	8.3	7.9	7.3	9.1	7.5	8.7	6.7	14.0	3.9	4.9	7.1	24.8	32.4
2. Disapprove	15.8	15.9	15.9	17.3	8.1	15.6	19.8	13.6	14.7	15.6	17.5	12.4	14.1	17.4	24.7	45.8
3. Strongly disapprove	76.0	72.3	79.6	74.4	84.1	77.1	71.1	78.9	76.5	77.7	68.5	83.7	81.0	75.5	50.5	21.8
<i>Item 23960 Subject A12b</i>	<i>N 2089</i>	<i>952</i>	<i>1068</i>	<i>1445</i>	<i>255</i>	<i>350</i>	<i>562</i>	<i>757</i>	<i>420</i>	<i>1617</i>	<i>426</i>	<i>954</i>	<i>534</i>	<i>229</i>	<i>307</i>	<i>38</i>

QUESTIONNAIRE FORM 6 1999	TOTAL	SEX		RACE		REGION				COLLEGE PLANS?		ILLICIT DRUG USE: LIFETIME				
		M	F	White	Black	NE	NC	S	W	Yes	No	None	Mari- juana Only	Few Pills	More Pills	Any Her- oin
<i>N (Weighted No. of Cases):</i>	2364	1087	1160	1569	296	424	626	862	452	1761	489	1054	596	262	350	41
<i>% of Weighted Total:</i>	100.0	46.0	49.1	66.4	12.5	18.0	26.5	36.5	19.1	74.5	20.7	44.6	25.2	11.1	14.8	1.7
D18M: Taking cocaine powder occasionally																
1. Don't disapprove	6.0	9.2	2.6	5.9	6.2	4.3	7.2	6.1	5.4	4.8	10.4	2.6	3.9	7.5	17.5	14.0
2. Disapprove	15.2	16.2	14.5	16.8	9.4	16.5	18.3	13.2	13.6	14.8	17.6	12.2	13.9	13.5	23.7	53.9
3. Strongly disapprove	78.9	74.6	82.9	77.3	84.4	79.2	74.5	80.8	81.0	80.4	72.0	85.1	82.2	79.0	58.7	32.2
<i>Item 23970 Subject A12b</i>	<i>N</i> 2083	<i>954</i>	<i>1062</i>	<i>1440</i>	<i>254</i>	<i>347</i>	<i>559</i>	<i>759</i>	<i>419</i>	<i>1613</i>	<i>425</i>	<i>953</i>	<i>533</i>	<i>230</i>	<i>305</i>	<i>37</i>
D18N: Taking one or two drinks nearly every day																
1. Don't disapprove	29.4	38.0	21.5	31.4	28.7	28.5	29.2	31.9	25.8	27.9	36.0	18.5	30.1	35.6	53.8	56.9
2. Disapprove	30.4	28.4	32.4	32.5	17.3	32.9	34.0	27.5	28.7	31.0	29.3	28.3	33.5	35.1	28.3	33.0
3. Strongly disapprove	40.2	33.6	46.1	36.0	54.0	38.6	36.8	40.6	45.5	41.1	34.7	53.2	36.4	29.4	17.8	10.2
<i>Item 11530 Subject A12b</i>	<i>N</i> 2087	<i>952</i>	<i>1066</i>	<i>1444</i>	<i>252</i>	<i>351</i>	<i>558</i>	<i>756</i>	<i>421</i>	<i>1615</i>	<i>427</i>	<i>955</i>	<i>534</i>	<i>230</i>	<i>306</i>	<i>37</i>
D18O: Taking four or five drinks nearly every day																
1. Don't disapprove	15.7	23.1	9.1	15.9	17.9	13.9	16.7	16.1	15.2	13.6	24.3	9.4	15.7	19.0	29.0	43.5
2. Disapprove	27.4	28.7	26.0	29.7	18.3	31.9	27.6	27.7	22.8	26.7	30.2	20.7	27.6	34.6	41.5	40.6
3. Strongly disapprove	56.9	48.2	64.9	54.4	63.8	54.2	55.7	56.2	61.9	59.7	45.4	69.9	56.7	46.4	29.5	15.9
<i>Item 11540 Subject A12b</i>	<i>N</i> 2089	<i>951</i>	<i>1070</i>	<i>1446</i>	<i>254</i>	<i>351</i>	<i>562</i>	<i>755</i>	<i>420</i>	<i>1617</i>	<i>427</i>	<i>953</i>	<i>533</i>	<i>230</i>	<i>307</i>	<i>38</i>
D18P: Having five or more drinks once or twice each weekend																
1. Don't disapprove	42.5	48.1	37.3	46.9	27.5	49.7	42.7	38.6	43.1	41.6	47.0	25.4	52.4	53.4	66.8	75.4
2. Disapprove	19.7	19.1	20.5	20.9	16.6	19.5	23.5	17.9	18.1	19.1	21.9	21.1	19.6	19.8	16.3	14.1
3. Strongly disapprove	37.8	32.8	42.2	32.3	55.9	30.7	33.8	43.5	38.8	39.4	31.1	53.5	28.0	26.8	16.9	10.5
<i>Item 11550 Subject A12b</i>	<i>N</i> 2080	<i>945</i>	<i>1067</i>	<i>1444</i>	<i>253</i>	<i>348</i>	<i>560</i>	<i>756</i>	<i>416</i>	<i>1610</i>	<i>425</i>	<i>951</i>	<i>532</i>	<i>227</i>	<i>306</i>	<i>37</i>
D18Q: Driving a car after having 1-2 drinks																
1. Don't disapprove	21.6	29.8	14.1	23.1	18.2	21.2	23.0	21.9	19.8	20.9	24.5	11.2	25.6	25.6	41.7	38.7
2. Disapprove	26.5	24.3	28.6	28.2	19.9	25.6	30.5	24.0	26.7	26.5	28.1	25.9	26.9	31.8	24.3	31.5
3. Strongly disapprove	51.8	45.9	57.3	48.6	61.9	53.2	46.6	54.1	53.5	52.6	47.4	62.9	47.4	42.6	34.0	29.8
<i>Item 11551 Subject A12b</i>	<i>N</i> 2089	<i>952</i>	<i>1070</i>	<i>1446</i>	<i>255</i>	<i>349</i>	<i>562</i>	<i>757</i>	<i>421</i>	<i>1618</i>	<i>427</i>	<i>954</i>	<i>534</i>	<i>230</i>	<i>307</i>	<i>38</i>
D18R: Driving a car after having 5 or more drinks																
1. Don't disapprove	5.5	9.2	1.9	5.2	8.0	5.4	5.9	5.8	4.7	4.2	10.7	3.3	4.9	7.1	11.5	10.1
2. Disapprove	15.3	17.7	12.9	17.0	11.3	14.7	16.9	16.9	10.7	14.3	19.2	10.4	16.0	17.8	24.3	41.2
3. Strongly disapprove	79.2	73.0	85.2	77.8	80.7	79.9	77.2	77.3	84.6	81.5	70.1	86.4	79.1	75.1	64.1	48.6
<i>Item 11552 Subject A12b</i>	<i>N</i> 2087	<i>952</i>	<i>1067</i>	<i>1446</i>	<i>253</i>	<i>349</i>	<i>561</i>	<i>757</i>	<i>421</i>	<i>1615</i>	<i>427</i>	<i>953</i>	<i>534</i>	<i>230</i>	<i>307</i>	<i>37</i>
D19: How many of your friends would you estimate . . .																
D19A: Smoke cigarettes?																
1. None	14.3	11.3	16.8	9.1	37.4	13.9	9.6	16.8	16.4	13.6	16.1	19.8	11.9	9.3	3.7	6.6
2. A few	32.3	33.9	31.0	31.4	33.8	35.4	34.1	28.9	33.2	33.9	26.5	41.8	29.5	28.0	12.5	11.6
3. Some	27.3	30.4	23.9	28.2	20.5	24.3	25.8	27.1	32.0	28.4	23.6	26.3	29.8	26.7	27.9	31.4
4. Most	23.1	21.3	24.9	27.8	6.0	22.8	27.1	24.0	16.1	21.6	27.8	11.3	24.1	31.3	49.2	45.1
5. All	3.1	3.1	3.4	3.5	2.3	3.5	3.4	3.3	2.3	2.4	5.9	0.8	4.6	4.7	6.6	5.2
<i>Item 7070 Subject A02a</i>	<i>N</i> 2094	<i>955</i>	<i>1071</i>	<i>1445</i>	<i>259</i>	<i>345</i>	<i>566</i>	<i>760</i>	<i>424</i>	<i>1617</i>	<i>432</i>	<i>959</i>	<i>536</i>	<i>230</i>	<i>305</i>	<i>36</i>
D19B: Smoke marijuana or hashish?																
1. None	24.6	20.9	28.0	23.3	31.2	22.7	26.9	25.9	20.8	24.4	25.4	42.0	10.6	15.5	4.5	4.6
2. A few	30.7	31.9	30.2	32.1	25.8	31.0	30.2	31.1	30.6	32.2	26.0	37.1	30.4	27.8	16.6	3.0
3. Some	25.6	25.9	24.8	25.5	23.1	25.5	24.4	25.7	27.1	25.9	24.0	16.5	33.0	35.9	31.9	35.2
4. Most	15.5	16.8	14.4	16.1	16.3	16.9	15.2	14.2	17.2	14.4	19.6	3.9	21.3	17.6	37.4	38.1
5. All	3.6	4.5	2.5	2.9	3.5	4.0	3.3	3.2	4.4	3.2	5.1	0.6	4.7	3.3	9.6	19.1
<i>Item 7080 Subject A02a</i>	<i>N</i> 2094	<i>956</i>	<i>1071</i>	<i>1444</i>	<i>260</i>	<i>344</i>	<i>566</i>	<i>761</i>	<i>424</i>	<i>1616</i>	<i>433</i>	<i>959</i>	<i>535</i>	<i>230</i>	<i>306</i>	<i>36</i>

QUESTIONNAIRE FORM 6 1999	TOTAL	SEX		RACE		REGION				COLLEGE PLANS?		ILLICIT DRUG USE: LIFETIME				
		M	F	White	Black	NE	NC	S	W	Yes	No	None	Mari- juana Only	Few Pills	More Pills	Any Her- oin
<i>N (Weighted No. of Cases):</i>	2364	1087	1160	1569	296	424	626	862	452	1761	489	1054	596	262	350	41
<i>% of Weighted Total:</i>	100.0	46.0	49.1	66.4	12.5	18.0	26.5	36.5	19.1	74.5	20.7	44.6	25.2	11.1	14.8	1.7
D19C: Take "crack" cocaine?																
1. None	80.0	79.5	80.4	78.5	92.3	78.4	81.1	82.0	76.1	81.5	74.8	85.0	84.2	75.2	65.0	49.1
2. A few	14.6	15.4	13.7	16.1	5.3	17.3	13.9	12.2	17.4	14.4	15.2	10.7	12.2	19.6	24.8	31.5
3. Some	4.1	2.9	5.1	4.2	0.7	2.4	3.9	4.1	5.8	3.1	7.2	3.4	3.3	4.5	6.3	9.5
4. Most	0.6	0.9	0.4	0.6	0.6	1.2	0.7	0.3	0.6	0.4	1.7	0.1	-	0.3	3.4	0.4
5. All	0.8	1.2	0.4	0.6	1.1	0.8	0.5	1.4	0.1	0.6	1.1	0.9	0.2	0.4	0.4	9.5
<i>Item 7151 Subject A02a</i>	<i>N</i> 2093	956	1069	1444	259	345	565	760	423	1615	432	958	535	230	306	36
D19D: Take cocaine in powder form?																
1. None	78.0	76.4	79.7	75.7	91.0	81.1	77.4	78.3	76.0	79.4	73.1	87.4	84.1	71.4	49.7	21.3
2. A few	15.6	16.0	15.1	17.7	6.4	14.5	17.8	14.1	16.5	14.8	19.0	9.3	11.8	25.5	31.7	46.2
3. Some	4.4	4.2	4.5	4.8	1.0	2.4	3.4	5.2	6.0	4.0	5.4	2.1	3.4	1.9	13.1	22.5
4. Most	1.0	1.8	0.4	1.0	0.4	1.2	1.0	0.7	1.4	1.1	0.8	0.1	0.4	0.3	5.1	0.4
5. All	0.9	1.6	0.4	0.8	1.1	0.8	0.5	1.8	0.1	0.7	1.7	1.1	0.2	0.8	0.4	9.5
<i>Item 23990 Subject A02a</i>	<i>N</i> 2091	953	1070	1441	259	345	566	760	419	1616	429	958	532	230	306	36
D19E: Use inhalants (sniff glue, aerosols, laughing gas, etc.)?																
1. None	81.0	78.7	83.6	79.8	92.4	77.4	79.4	82.7	83.1	82.1	78.8	84.4	84.9	79.9	66.9	62.8
2. A few	14.4	16.1	12.5	15.9	5.4	17.5	17.0	12.1	12.3	13.9	15.1	11.7	13.4	16.4	22.8	13.2
3. Some	3.2	3.1	3.0	3.2	0.4	3.5	3.0	2.7	3.9	2.9	3.8	2.6	1.1	2.9	7.5	16.8
4. Most	0.7	1.0	0.5	0.6	0.7	1.0	0.3	1.0	0.5	0.5	1.3	0.5	0.3	0.3	2.4	0.4
5. All	0.7	1.1	0.4	0.5	1.1	0.6	0.3	1.4	0.2	0.6	1.0	0.8	0.4	0.4	0.4	6.8
<i>Item 7180 Subject A02a</i>	<i>N</i> 2092	954	1071	1445	259	346	565	760	420	1614	432	958	536	229	306	36
D19F: Take MDMA (ecstasy)?																
1. None	73.3	70.3	76.2	70.8	93.6	62.6	79.9	77.5	65.7	73.3	74.3	86.0	74.4	65.8	43.8	25.1
2. A few	16.7	18.4	15.2	18.6	4.9	20.0	14.9	12.8	23.4	16.6	17.1	9.2	17.9	24.8	30.8	31.6
3. Some	7.3	7.6	6.7	7.9	0.3	13.1	3.7	6.0	9.6	7.6	5.3	3.6	6.5	6.7	16.9	30.7
4. Most	1.4	1.9	1.1	1.5	0.1	3.2	0.4	1.8	0.7	1.3	1.9	0.3	0.8	1.2	5.4	9.5
5. All	1.3	1.9	0.8	1.2	1.0	1.0	1.1	1.9	0.5	1.2	1.4	0.9	0.5	1.5	3.1	3.1
<i>Item 23020 Subject A02a</i>	<i>N</i> 2074	945	1062	1431	258	345	559	754	417	1606	424	948	531	230	302	36
D19G: Take crystal meth ("ice")?																
1. None	84.3	83.0	85.4	83.3	92.5	85.9	84.9	85.7	79.8	85.2	81.8	90.5	87.4	83.6	65.1	41.8
2. A few	11.8	12.3	11.5	13.1	5.1	11.2	11.4	10.6	14.8	11.5	12.9	7.5	10.2	13.1	23.4	45.8
3. Some	2.8	3.1	2.3	2.7	0.6	1.9	2.7	1.9	5.3	2.6	3.2	1.1	1.8	1.3	9.7	12.0
4. Most	0.4	0.7	0.2	0.6	-	0.4	0.7	0.5	-	0.4	0.7	0.1	0.3	1.7	0.9	0.4
5. All	0.7	0.8	0.6	0.3	1.7	0.6	0.3	1.3	0.1	0.4	1.3	0.8	0.2	0.4	0.9	-
<i>Item 24500 Subject A02a</i>	<i>N</i> 2085	952	1066	1437	259	344	565	755	420	1608	432	951	536	230	305	36
D19H: Take steroids?																
1. None	80.0	74.8	84.9	78.2	88.6	76.3	82.1	76.9	86.0	79.5	83.0	82.5	82.4	77.8	72.5	74.3
2. A few	15.4	18.6	12.6	16.6	10.0	18.7	14.8	16.7	11.1	16.4	11.5	13.5	15.5	17.2	20.7	9.4
3. Some	3.7	5.4	2.0	4.4	0.6	4.2	2.4	4.9	2.8	3.5	4.0	3.3	1.7	3.7	6.4	5.5
4. Most	0.4	0.5	0.2	0.4	-	0.2	0.4	0.5	0.2	0.3	0.5	*	0.1	0.9	-	10.8
5. All	0.5	0.8	0.4	0.3	0.8	0.6	0.3	1.0	-	0.4	1.0	0.7	0.2	0.4	0.4	-
<i>Item 23030 Subject A02a</i>	<i>N</i> 2078	951	1059	1437	253	343	566	751	418	1602	431	954	529	230	305	36
D20: How likely is it that you will use cocaine in powder form in the next 12 months?																
1. Definitely will—GO TO END	3.7	4.7	2.9	3.7	2.9	4.8	2.8	4.3	3.0	4.1	2.5	3.8	2.6	3.0	5.4	9.1
2. Probably will—GO TO END	2.1	2.7	1.8	2.3	0.4	1.6	2.1	2.0	3.0	2.0	2.8	0.1	-	3.4	9.0	29.3
3. Probably will not	4.6	4.9	4.5	5.4	1.8	5.0	5.7	4.1	3.9	4.4	5.4	1.6	2.8	8.0	13.0	28.7
4. Definitely will not	89.5	87.7	90.8	88.5	94.9	88.6	89.5	89.5	90.2	89.4	89.2	94.5	94.6	85.6	72.6	32.9
<i>Item 24190 Subject A04a</i>	<i>N</i> 2004	903	1040	1395	244	337	541	723	403	1561	400	923	524	222	280	32
D21: Here are some reasons people give for not using cocaine in powder form, or for stopping use. How important is each of the following as a reason for YOU not using powdered cocaine?																

QUESTIONNAIRE FORM 6 1999	TOTAL	SEX		RACE		REGION				COLLEGE PLANS?		ILLICIT DRUG USE: LIFETIME				
		M	F	White	Black	NE	NC	S	W	Yes	No	None	Mari- juana Only	Few Pills	More Pills	Any Her- oin
<i>N (Weighted No. of Cases):</i>	2364	1087	1160	1569	296	424	626	862	452	1761	489	1054	596	262	350	41
<i>% of Weighted Total:</i>	100.0	46.0	49.1	66.4	12.5	18.0	26.5	36.5	19.1	74.5	20.7	44.6	25.2	11.1	14.8	1.7
D21A: Concerned about possible psychological damage																
1. Not at all	6.5	7.9	4.6	6.1	7.7	4.8	6.6	5.9	8.4	5.3	11.1	4.9	4.2	8.4	12.8	27.0
2. Somewhat	14.5	17.5	12.0	16.4	6.8	17.4	14.6	14.9	11.2	14.2	16.5	11.1	11.2	21.1	26.5	36.6
3. Very important	79.1	74.7	83.4	77.6	85.5	77.7	78.8	79.1	80.4	80.4	72.4	84.1	84.6	70.5	60.6	36.4
<i>Item 24200 Subject A06b</i>	<i>N†</i> 1839	<i>811</i>	<i>966</i>	<i>1278</i>	<i>223</i>	<i>294</i>	<i>511</i>	<i>653</i>	<i>381</i>	<i>1428</i>	<i>372</i>	<i>872</i>	<i>487</i>	<i>202</i>	<i>235</i>	<i>22</i>
D21B: Concerned about possible physical damage																
1. Not at all	5.6	7.8	3.3	5.3	6.0	4.7	5.5	4.7	7.7	4.1	11.4	4.8	3.5	7.0	9.2	28.2
2. Somewhat	13.0	13.9	11.9	15.1	5.0	15.8	14.9	12.6	9.2	12.3	16.7	10.0	9.1	18.1	26.7	33.9
3. Very important	81.4	78.3	84.7	79.6	89.0	79.5	79.5	82.7	83.1	83.5	71.9	85.2	87.4	74.9	64.1	37.9
<i>Item 24210 Subject A06b</i>	<i>N†</i> 1836	<i>810</i>	<i>965</i>	<i>1275</i>	<i>223</i>	<i>292</i>	<i>511</i>	<i>652</i>	<i>381</i>	<i>1426</i>	<i>371</i>	<i>871</i>	<i>486</i>	<i>202</i>	<i>234</i>	<i>22</i>
D21C: Concerned about getting arrested																
1. Not at all	9.1	11.0	7.1	8.7	8.6	9.7	10.4	7.8	9.1	8.3	12.7	6.7	7.4	13.5	15.1	31.6
2. Somewhat	20.0	21.1	19.7	20.1	16.3	25.0	20.7	16.8	21.0	19.6	22.3	19.7	18.0	20.5	25.1	28.5
3. Very important	70.9	67.9	73.3	71.2	75.1	65.3	68.9	75.5	70.0	72.1	64.9	73.6	74.6	66.0	59.7	39.9
<i>Item 24220 Subject A06b</i>	<i>N†</i> 1834	<i>809</i>	<i>965</i>	<i>1274</i>	<i>223</i>	<i>293</i>	<i>509</i>	<i>651</i>	<i>381</i>	<i>1423</i>	<i>373</i>	<i>871</i>	<i>486</i>	<i>201</i>	<i>234</i>	<i>22</i>
D21D: Concerned about becoming addicted																
1. Not at all	6.7	8.3	4.7	5.8	9.9	5.4	7.3	6.6	7.1	5.5	11.8	4.9	7.9	9.2	6.2	25.5
2. Somewhat	11.1	13.2	9.5	12.2	2.1	15.0	12.3	8.4	11.2	11.2	11.3	11.0	9.7	13.2	13.1	16.7
3. Very important	82.2	78.5	85.7	82.0	88.0	79.6	80.4	85.0	81.7	83.4	76.8	84.1	82.3	77.6	80.8	57.8
<i>Item 24230 Subject A06b</i>	<i>N†</i> 1829	<i>808</i>	<i>960</i>	<i>1271</i>	<i>221</i>	<i>292</i>	<i>508</i>	<i>649</i>	<i>379</i>	<i>1422</i>	<i>369</i>	<i>869</i>	<i>485</i>	<i>198</i>	<i>235</i>	<i>22</i>
D21E: It's against my beliefs																
1. Not at all	16.4	18.4	14.3	15.7	14.2	20.8	15.1	13.9	18.9	15.3	20.9	11.8	16.7	17.6	28.5	56.4
2. Somewhat	19.7	21.2	19.0	20.7	11.1	26.2	21.5	16.4	18.0	19.1	22.2	16.5	21.0	26.8	24.2	12.6
3. Very important	63.9	60.4	66.7	63.7	74.7	53.0	63.4	69.7	63.1	65.7	56.9	71.7	62.4	55.6	47.3	31.0
<i>Item 24240 Subject A06b</i>	<i>N†</i> 1827	<i>806</i>	<i>961</i>	<i>1272</i>	<i>220</i>	<i>292</i>	<i>510</i>	<i>646</i>	<i>380</i>	<i>1421</i>	<i>368</i>	<i>869</i>	<i>483</i>	<i>199</i>	<i>235</i>	<i>22</i>
D21F: Concerned about loss of energy or ambition																
1. Not at all	12.1	12.7	11.2	12.3	12.1	11.7	14.2	10.3	12.9	12.2	12.9	7.5	12.7	18.6	18.3	50.5
2. Somewhat	24.2	26.7	22.7	26.8	8.5	31.8	26.5	20.4	21.5	23.9	26.1	24.4	19.3	28.6	29.8	31.4
3. Very important	63.7	60.6	66.1	61.0	79.4	56.4	59.3	69.3	65.6	63.9	60.9	68.1	68.0	52.8	51.9	18.0
<i>Item 24250 Subject A06b</i>	<i>N†</i> 1826	<i>804</i>	<i>961</i>	<i>1272</i>	<i>220</i>	<i>288</i>	<i>510</i>	<i>648</i>	<i>380</i>	<i>1421</i>	<i>367</i>	<i>865</i>	<i>484</i>	<i>200</i>	<i>235</i>	<i>22</i>
D21G: Concerned about possible loss of control of myself																
1. Not at all	6.9	8.2	5.4	6.5	7.1	6.6	6.9	6.5	7.9	5.8	11.4	5.0	5.8	11.4	10.5	28.6
2. Somewhat	16.0	20.1	12.7	17.4	7.9	18.4	19.1	13.3	14.7	15.3	19.9	13.9	13.9	21.9	22.6	21.3
3. Very important	77.1	71.8	82.0	76.1	85.1	75.0	74.0	80.2	77.4	78.9	68.7	81.1	80.3	66.6	66.9	50.1
<i>Item 24260 Subject A06b</i>	<i>N†</i> 1823	<i>805</i>	<i>958</i>	<i>1270</i>	<i>221</i>	<i>288</i>	<i>508</i>	<i>648</i>	<i>379</i>	<i>1416</i>	<i>369</i>	<i>865</i>	<i>484</i>	<i>200</i>	<i>233</i>	<i>21</i>
D21H: It might lead to stronger drugs																
1. Not at all	9.0	10.3	7.2	9.3	7.9	9.2	9.1	8.5	9.4	8.4	11.6	5.7	7.5	10.7	18.1	47.4
2. Somewhat	13.9	16.7	11.8	15.0	4.5	19.0	14.7	9.6	16.5	13.8	15.6	11.0	12.6	20.5	21.1	28.5
3. Very important	77.1	72.9	81.0	75.7	87.5	71.7	76.2	82.0	74.1	77.8	72.8	83.3	79.8	68.8	60.8	24.1
<i>Item 24270 Subject A06b</i>	<i>N†</i> 1820	<i>802</i>	<i>959</i>	<i>1266</i>	<i>221</i>	<i>286</i>	<i>506</i>	<i>649</i>	<i>379</i>	<i>1416</i>	<i>366</i>	<i>861</i>	<i>486</i>	<i>199</i>	<i>232</i>	<i>22</i>
D21I: Not enjoyable, I wouldn't like it																
1. Not at all	18.2	21.2	15.6	19.6	12.1	23.0	19.0	15.9	17.6	18.2	19.0	12.4	18.8	22.9	31.0	60.0
2. Somewhat	20.6	23.3	18.6	23.0	7.1	25.9	22.6	14.9	23.4	21.3	19.2	22.5	16.5	24.8	18.7	19.0
3. Very important	61.2	55.5	65.7	57.4	80.8	51.1	58.3	69.1	59.1	60.5	61.9	65.0	64.8	52.3	50.3	21.0
<i>Item 24280 Subject A06b</i>	<i>N†</i> 1816	<i>799</i>	<i>957</i>	<i>1268</i>	<i>220</i>	<i>286</i>	<i>509</i>	<i>648</i>	<i>374</i>	<i>1411</i>	<i>367</i>	<i>858</i>	<i>483</i>	<i>199</i>	<i>234</i>	<i>22</i>
D21J: My parents would disapprove																
1. Not at all	11.2	13.1	9.0	11.0	8.4	12.4	12.3	9.9	10.9	11.2	12.2	7.0	11.7	15.1	19.4	35.7
2. Somewhat	16.8	16.6	17.0	18.6	9.0	22.8	17.6	13.8	16.5	17.9	12.8	16.7	16.0	19.8	16.5	18.5
3. Very important	72.0	70.2	74.1	70.3	82.6	64.8	70.1	76.3	72.6	71.0	75.0	76.4	72.2	65.1	64.1	45.8
<i>Item 24290 Subject A06b</i>	<i>N†</i> 1816	<i>799</i>	<i>956</i>	<i>1266</i>	<i>220</i>	<i>286</i>	<i>506</i>	<i>647</i>	<i>377</i>	<i>1409</i>	<i>368</i>	<i>858</i>	<i>483</i>	<i>198</i>	<i>234</i>	<i>22</i>

†=excludes respondents for whom question was inappropriate.

QUESTIONNAIRE FORM 6 1999	TOTAL	SEX		RACE		REGION				COLLEGE PLANS?		ILLICIT DRUG USE: LIFETIME				
		M	F	White	Black	NE	NC	S	W	Yes	No	None	Mari- juana Only	Few Pills	More Pills	Any Her- oin
<i>N (Weighted No. of Cases):</i>	2364	1087	1160	1569	296	424	626	862	452	1761	489	1054	596	262	350	41
<i>% of Weighted Total:</i>	100.0	46.0	49.1	66.4	12.5	18.0	26.5	36.5	19.1	74.5	20.7	44.6	25.2	11.1	14.8	1.7
D21K: My boyfriend/girlfriend (or spouse) would disapprove																
1. Not at all	14.2	14.6	12.8	14.7	8.5	14.1	16.9	10.4	16.8	14.1	14.9	11.9	13.9	15.5	20.9	23.8
2. Somewhat	17.9	18.7	17.5	19.5	8.4	25.4	18.8	13.2	18.8	18.6	15.4	16.9	15.8	22.9	21.2	32.3
3. Very important	68.0	66.6	69.7	65.8	83.1	60.5	64.3	76.3	64.3	67.2	69.7	71.2	70.3	61.5	57.9	43.9
<i>Item 24300 Subject A06b</i>	<i>N†</i> 1802	<i>797</i>	<i>944</i>	<i>1252</i>	<i>220</i>	<i>280</i>	<i>505</i>	<i>638</i>	<i>379</i>	<i>1399</i>	<i>365</i>	<i>855</i>	<i>476</i>	<i>196</i>	<i>233</i>	<i>22</i>
D21L: I wouldn't like being with the people who use it																
1. Not at all	12.2	13.0	10.8	12.5	8.7	11.9	14.2	10.1	13.4	11.8	14.8	9.3	10.3	14.8	22.4	38.0
2. Somewhat	19.6	21.0	18.7	21.5	7.5	26.7	22.5	15.5	17.4	18.9	23.0	17.9	17.7	24.6	24.0	34.0
3. Very important	68.2	66.0	70.5	66.0	83.8	61.4	63.3	74.4	69.2	69.3	62.2	72.8	72.0	60.6	53.6	28.0
<i>Item 24310 Subject A06b</i>	<i>N†</i> 1818	<i>801</i>	<i>956</i>	<i>1268</i>	<i>217</i>	<i>286</i>	<i>507</i>	<i>647</i>	<i>378</i>	<i>1414</i>	<i>366</i>	<i>863</i>	<i>481</i>	<i>198</i>	<i>233</i>	<i>22</i>
D21M: My friends don't use it																
1. Not at all	16.6	18.1	15.1	16.4	15.5	19.3	17.0	14.9	16.9	16.4	18.5	14.1	11.9	26.4	23.0	51.8
2. Somewhat	24.2	22.6	25.4	26.3	15.4	31.0	26.4	20.2	22.9	24.4	23.9	23.0	23.1	26.8	29.3	30.7
3. Very important	59.2	59.3	59.5	57.3	69.0	49.7	56.7	64.9	60.2	59.3	57.6	62.9	65.0	46.8	47.7	17.6
<i>Item 24320 Subject A06b</i>	<i>N†</i> 1808	<i>796</i>	<i>951</i>	<i>1261</i>	<i>220</i>	<i>286</i>	<i>507</i>	<i>643</i>	<i>371</i>	<i>1409</i>	<i>361</i>	<i>859</i>	<i>478</i>	<i>198</i>	<i>230</i>	<i>22</i>
D21N: Too expensive																
1. Not at all	21.9	21.2	22.3	19.7	22.5	21.1	20.2	19.1	29.5	23.8	14.4	21.1	23.2	27.3	18.6	16.7
2. Somewhat	20.0	20.8	19.5	20.4	20.5	24.7	20.0	21.2	14.4	20.3	19.1	21.1	17.7	23.2	16.6	36.2
3. Very important	58.1	58.0	58.1	60.0	57.0	54.2	59.8	59.8	56.1	55.8	66.5	57.8	59.1	49.5	64.8	47.2
<i>Item 24330 Subject A06b</i>	<i>N†</i> 1803	<i>794</i>	<i>948</i>	<i>1259</i>	<i>217</i>	<i>279</i>	<i>507</i>	<i>641</i>	<i>375</i>	<i>1405</i>	<i>361</i>	<i>856</i>	<i>476</i>	<i>197</i>	<i>231</i>	<i>22</i>
D21O: Not available																
1. Not at all	43.5	44.0	43.0	43.1	40.4	47.6	39.7	41.5	49.0	45.7	35.4	40.7	40.6	50.7	52.6	73.2
2. Somewhat	22.0	21.6	22.8	23.9	15.5	25.0	24.6	18.9	21.4	21.9	23.4	21.4	23.8	22.7	21.0	21.4
3. Very important	34.5	34.4	34.3	33.0	44.1	27.4	35.7	39.5	29.6	32.4	41.2	37.9	35.7	26.6	26.4	5.4
<i>Item 24340 Subject A06b</i>	<i>N†</i> 1802	<i>791</i>	<i>950</i>	<i>1262</i>	<i>215</i>	<i>283</i>	<i>505</i>	<i>640</i>	<i>373</i>	<i>1404</i>	<i>361</i>	<i>856</i>	<i>477</i>	<i>198</i>	<i>230</i>	<i>20</i>
D21P: Don't feel like getting high																
1. Not at all	19.2	22.5	16.1	20.1	16.0	21.6	20.8	17.2	18.7	19.8	16.8	12.3	23.2	26.6	28.3	45.3
2. Somewhat	21.4	23.0	20.1	23.5	7.8	27.0	23.5	17.9	20.5	21.2	22.6	19.3	17.3	28.4	31.4	31.7
3. Very important	59.3	54.5	63.7	56.4	76.2	51.4	55.6	64.9	60.8	59.0	60.6	68.5	59.5	45.0	40.3	23.0
<i>Item 24350 Subject A06b</i>	<i>N†</i> 1804	<i>793</i>	<i>950</i>	<i>1257</i>	<i>218</i>	<i>283</i>	<i>506</i>	<i>638</i>	<i>377</i>	<i>1404</i>	<i>362</i>	<i>855</i>	<i>479</i>	<i>197</i>	<i>230</i>	<i>22</i>
D21Q: Because the dealers are dangerous people																
1. Not at all	21.8	26.3	17.3	20.6	23.3	24.8	22.6	19.5	22.4	22.0	21.7	15.4	23.0	24.0	36.3	70.8
2. Somewhat	22.8	24.0	22.2	24.7	12.1	23.4	23.2	21.0	24.9	23.2	22.1	21.9	21.2	33.7	22.1	19.7
3. Very important	55.4	49.6	60.5	54.7	64.6	51.8	54.2	59.5	52.7	54.8	56.2	62.7	55.8	42.3	41.6	9.4
<i>Item 24360 Subject A06b</i>	<i>N†</i> 1807	<i>793</i>	<i>953</i>	<i>1259</i>	<i>219</i>	<i>283</i>	<i>507</i>	<i>639</i>	<i>377</i>	<i>1406</i>	<i>364</i>	<i>857</i>	<i>480</i>	<i>196</i>	<i>231</i>	<i>22</i>
D21R: Because using it helps support criminal networks																
1. Not at all	25.4	29.2	22.1	26.1	21.0	29.7	25.0	22.4	27.8	26.0	23.8	19.3	26.4	29.9	39.8	57.7
2. Somewhat	20.2	19.4	20.7	21.0	12.5	19.5	22.6	17.6	21.9	19.9	21.2	18.5	19.0	28.1	22.4	17.0
3. Very important	54.4	51.5	57.2	52.8	66.5	50.8	52.4	60.0	50.3	54.0	55.0	62.3	54.5	42.0	37.8	25.3
<i>Item 24370 Subject A06b</i>	<i>N†</i> 1795	<i>787</i>	<i>947</i>	<i>1253</i>	<i>214</i>	<i>280</i>	<i>507</i>	<i>635</i>	<i>374</i>	<i>1395</i>	<i>363</i>	<i>857</i>	<i>470</i>	<i>197</i>	<i>229</i>	<i>21</i>

†=excludes respondents for whom question was inappropriate.

Cross-Time Index of Questionnaire Items, 1975–1999

Introduction to the Indexing Conventions

Beginning with the 1982 volume, the cross-time index of question locations is organized first by subject area (see Table 3 for a complete listing). Within each subject area, questions are listed in numerical sequence according to item reference number, which is the unique numerical identifier assigned to each question in the study.

The Question Index may be used in two major ways:

1. **Locating a Question across Years.** Having located a question of interest in the Descriptive Results section, the reader may determine in what other years that same question has appeared by simply looking it up by subject area and item reference number. The index will show all years in which that item has appeared and also its location each year (by questionnaire form, section, and item number). All items will retain their unique reference numbers in future years as well and, thus, may be located in exactly the same way in subsequent volumes in this series.

Example: A reader interested in a particular item about the nation needing more long-range planning would note that it has been classified under subject area I01 ("Expectations concerning societal change") and that it has been assigned item reference number 1200. The index entry for item 1200 shows that this item has appeared in Section A of questionnaire Form 1 in all annual surveys in the series. Its question number was 4a in 1975 and 2a thereafter.

2. **Locating Questions by Subject Area.** Given an interest in some particular subject area, one can quickly scan the index to locate all questions dealing with that area. Table 3 lists all the subject areas into which items are clas-

sified, along with the alphanumeric code assigned to each area.

Example: A reader interested in items dealing with religion should first locate the relevant code in Table 3: Code G, "Religion." The second step is to scan that section of the item index, noting for every item its item reference number and page location in this volume. The reader may or may not find the abbreviated description of the item (given in the third column of the index and further described below) helpful in deciding whether to look up a particular item in the Descriptive Results section. Some of these descriptions are rather clear as to their meaning, but others are less so.

Definitions of Column Headings

The definitions of column headings, and the conventions used for the entries in each column, are given below under the number indicated in the following key.

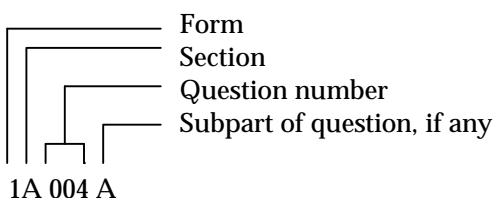
① **Item Reference Number.** A unique identification number is assigned to each question for the duration of this research and reporting series. It appears below that question in the Descriptive Results section, as well as in this index and the indices of all other volumes in this series.

② **Page Location.** The second column of the Question Index gives the page number of the present volume on which a verbatim statement of the question may be found along with this year's descriptive results.

③ **Item Description (Abbreviated).** This is a brief mnemonic description—up to 16 characters in length—that attempts to characterize the content of the question. Originally developed for question identification on OSIRIS computer files, it may in many cases allow one to determine the

relevance of the question to one's own interest and thus reduce the number of irrelevant questions that must be looked up in the Descriptive Results section.

④ **Questionnaire Location by Year.** An entry is provided for every year in which an item appeared in one of the study's questionnaire forms. The six (or fewer) characters constituting the entry indicate the form in which the question appeared, the section of that form, and the question number. Take as an example the questionnaire location 1A004A. This location code indicates that the question appeared in Form 1, Section A and was labeled as question 4a.



Occasionally an entry will be followed by an asterisk (*). This indicates that there was a change (usually minor) in the wording of the question and/or the answer alternatives in that year.

⑤ **Subject Area.** Table 3 shows the subject content areas that have been distinguished here and gives the alphanumeric code assigned to each of them. Every question item in the index has been classified into (and listed under) one or more of the subject areas, and the index (beginning with the 1982 volume) has been organized by subject area.

①	②	③											④	
Item Reference Number	Page Loc. in this Volume	ITEM DESCRIPTION (ABBREVIATED)	QUESTIONNAIRE LOCATION BY YEAR (FORM, SECTION, AND QUESTION NUMBER)											
			1976	1977	1978	1979	1980	1981	1982	1983	1984	1985	1986	1987

A01a: DRUGS. Number of uses in lifetime

00760	44	EVR SMK CIG,REG	1B001	1B001	1B001	1B001	1B001	1B001	1B001	1B001	1B001	1B001	1B001	1B001	1B001	1B001	1B001
00760	24	EVR SMK CIG,REGL	2B01	2B01	2B01	2B01	2B01	2B01	2B01	2B01	2B01	2B01	2B01	2B01	2B01	2B01	2B01
00760	24	EVR SMK CIG,REGL	3B01	3B01	3B01	3B01	3B01	3B01	3B01	3B01	3B01	3B01	3B01	3B01	3B01	3B01	3B01
00760	24	EVR SMK CIG,REGL	4B01	4B01	4B01	4B01	4B01	4B01	4B01	4B01	4B01	4B01	4B01	4B01	4B01	4B01	4B01
00760	24	EVR SMK CIG,REGL	5B01	5B01	5B01	5B01	5B01	5B01	5B01	5B01	5B01	5B01	5B01	5B01	5B01	5B01	5B01
00760	24	EVR SMK CIG,REGL															
00790	24	EVER DRINK	2B03	2B03	2B03	2B03	2B03	2B03	2B03	2B03	2B03	2B03	2B03	2B03	2B03	2B03	2B03
00790	24	EVER DRINK	3B03	3B03	3B03	3B03	3B03	3B03	3B03	3B03	3B03	3B03	3B03	3B03	3B03	3B03	3B03
00790	24	EVER DRINK	4B03	4B03	4B03	4B03	4B03	4B03	4B03	4B03	4B03	4B03	4B03	4B03	4B03	4B03	4B03
00790	24	EVER DRINK	5B03	5B03	5B03	5B03	5B03	5B03	5B03	5B03	5B03	5B03	5B03	5B03	5B03	5B03	5B03
00790	24	EVER DRINK															
00810	46	#X DRNK/LIFETIM	1B007A	1B007A	1B007A	1B007A	1B007A	1B007A	1B007A	1B007A	1B007A	1B007A	1B007A	1B007A	1B007A	1B007A	1B007A
00810	25	#X DRNK/LIFETIM	2B04A	2B04A	2B04A	2B04A	2B04A	2B04A	2B04A	2B04A	2B04A	2B04A	2B04A	2B04A	2B04A	2B04A	2B04A
00810	25	#X DRNK/LIFETIM	3B04A	3B04A	3B04A	3B04A	3B04A	3B04A	3B04A	3B04A	3B04A	3B04A	3B04A	3B04A	3B04A	3B04A	3B04A
00810	25	#X DRNK/LIFETIM	4B04A	4B04A	4B04A	4B04A	4B04A	4B04A	4B04A	4B04A	4B04A	4B04A	4B04A	4B04A	4B04A	4B04A	4B04A
00810	25	#X DRNK/LIFETIM	5B04A	5B04A	5B04A	5B04A	5B04A	5B04A	5B04A	5B04A	5B04A	5B04A	5B04A	5B04A	5B04A	5B04A	5B04A
00810	25	#X DRNK/LIFETIM															
00860	26	#XMJ+HS/LIFETIME	2B07A	2B07A	2B07A	2B07A	2B07A	2B07A	2B07A	2B07A	2B07A	2B07A	2B07A	2B07A	2B07A	2B07A	2B07A
00860	26	#XMJ+HS/LIFETIME	3B07A	3B07A	3B07A	3B07A	3B07A	3B07A	3B07A	3B07A	3B07A	3B07A	3B07A	3B07A	3B07A	3B07A	3B07A
00860	26	#XMJ+HS/LIFETIME	4B07A	4B07A	4B07A	4B07A	4B07A	4B07A	4B07A	4B07A	4B07A	4B07A	4B07A	4B07A	4B07A	4B07A	4B07A
00860	26	#XMJ+HS/LIFETIME	5B07A	5B07A	5B07A	5B07A	5B07A	5B07A	5B07A	5B07A	5B07A	5B07A	5B07A	5B07A	5B07A	5B07A	5B07A
00860	26	#XMJ+HS/LIFETIME															
00890	54	#X LSD/LIFETIME	1B029A	1B029A	1B029A	1B029A	1B029A	1B029A	1B029A	1B033A	1B033A	1B033A	1B033A	1B033A	1B033A	1B033A	1B033A
00890	26	#X LSD/LIFETIME	2B08A	2B08A	2B08A	2B08A	2B08A	2B08A	2B08A	2B08A	2B08A	2B08A	2B08A	2B08A	2B08A	2B08A	2B08A
00890	26	#X LSD/LIFETIME	3B08A	3B08A	3B08A	3B08A	3B08A	3B08A	3B08A	3B08A	3B08A	3B08A	3B08A	3B08A	3B08A	3B08A	3B08A
00890	26	#X LSD/LIFETIME	4B08A	4B08A	4B08A	4B08A	4B08A	4B08A	4B08A	4B08A	4B08A	4B08A	4B08A	4B08A	4B08A	4B08A	4B08A
00890	26	#X LSD/LIFETIME	5B08A	5B08A	5B08A	5B08A	5B08A	5B08A	5B08A	5B08A	5B08A	5B08A	5B08A	5B08A	5B08A	5B08A	5B08A
00890	26	#X LSD/LIFETIME															
00920	57	#X PSYD/LIFETIM	1B038A	1B038A	1B038A	1B038A	1B038A	1B038A	1B038A	1B042A	1B042A	1B042A	1B042A	1B042A	1B042A	1B042A	1B042A
00920	27	#X PSYD/LIFETIME	2B09A	2B09A	2B09A	2B09A	2B09A	2B09A	2B09A	2B09A	2B09A	2B09A	2B09A	2B09A	2B09A	2B09A	2B09A
00920	27	#X PSYD/LIFETIME	3B09A	3B09A	3B09A	3B09A	3B09A	3B09A	3B09A	3B09A	3B09A	3B09A	3B09A	3B09A	3B09A	3B09A	3B09A
00920	27	#X PSYD/LIFETIME	4B09A	4B09A	4B09A	4B09A	4B09A	4B09A	4B09A	4B09A	4B09A	4B09A	4B09A	4B09A	4B09A	4B09A	4B09A
00920	27	#X PSYD/LIFETIME	5B09A	5B09A	5B09A	5B09A	5B09A	5B09A	5B09A	5B09A	5B09A	5B09A	5B09A	5B09A	5B09A	5B09A	5B09A
00920	27	#X PSYD/LIFETIME															
00950		#X COKE/LIFETIME	1B076A	1B076A	1B076A	1B076A	1B076A	1B076A	1B076A	1B076A	1B076A	1B076A	1B076A	1B076A	1B076A	1B076A	1B076A
00950	27	#X COKE/LIFETIME	2B10A	2B10A	2B10A	2B10A	2B10A	2B10A	2B10A	2B10A	2B10A	2B10A	2B10A	2B10A	2B10A	2B10A	2B10A
00950		#X COKE/LIFETIME	3B10A	3B10A	3B10A	3B10A	3B10A	3B10A	3B10A	3B10A	3B10A	3B10A	3B10A	3B10A	3B10A	3B10A	3B10A
00950		#X COKE/LIFETIME	4B10A	4B10A	4B10A	4B10A	4B10A	4B10A	4B10A	4B10A	4B10A	4B10A	4B10A	4B10A	4B10A	4B10A	4B10A
00950	27	#X COKE/LIFETIME	5B10A	5B10A	5B10A	5B10A	5B10A	5B10A	5B10A	5B10A	5B10A	5B10A	5B10A	5B10A	5B10A	5B10A	5B10A
00950		#X COKE/LIFETIME															
00980	60	#X AMPH/LIFETIM	1B043A	1B043A	1B043A	1B043A	1B043A	1B043A	1B043A	1B043A	1B043A	1B043A	1B043A	1B043A	1B043A	1B043A	1B043A
00980	29	#X AMPH/LIFETIME	2B11A	2B11A	2B11A	2B11A	2B11A	2B11A	2B11A	2B11A	2B11A	2B11A	2B11A	2B11A	2B11A	2B11A	2B11A
00980	29	#X AMPH/LIFETIME															
00980	29	#X AMPH/LIFETIME															
00980	29	#X AMPH/LIFETIME															

Table 3
Subject Area Key
(Referenced by Letter in the Question Index)

A. Drugs. Drug use and related attitudes and beliefs, drug availability and exposure, surrounding conditions and social meaning of drug use. Views of significant others regarding drugs.....	258
A01... Use of Various Licit and Illicit Drugs	258
A01a. — . . . in lifetime	258
A01b. — . . . in last 12 months.....	260
A01c. — . . . in last 30 days.....	264
A01d.—Quantity used	266
A01e.—How high? (How often?)	266
A01f.—How long high?.....	268
A01g.—Incidence of first use	268
A01h.—Use with other drugs	270
A01i.—Tried to stop	270
A01j.—Use on doctor's orders?	272
A01k.—Bad trip?.....	272
A01l.—Kinds of drugs.....	272
A01m.—Cost	274
A02. Exposure to Drug Use.....	274
A02a.—Friends' use.....	274
A02b.—Exposure to users.....	274
A02c.—Exposure through the media.....	276
A03. Availability of Drugs	276
A03a.—Availability.....	276
A03b.—Purchase	276
A04. Expected Future Use	276
A04a.—Expected future use among all respondents.....	276
A04b.—Expected future use among nonusers	278
A05. Conditions of Use.....	278
A05a.—Alone.....	278
A05b.—With others	278
A05c.—Settings of use (at school, at home, etc.)	280
A05d.—Mode of drug administration	280
A06. Reasons for Use, Abstinence, and Stopping	282
A06a.—Reasons for use.....	282
A06b.—Reasons for abstinence from or stopping drug use.....	284
A06c.—Worries about the consequences of quitting	286
A07. Drug Problems	286
A07a.—Driving, tickets, and accidents after use	286
A07b.—Other problems	288
A08a. Sources of Help, Treatment Regarding Drugs	288
A09. Others' Awareness of Use	290
A09a.—Parental awareness of use.....	290
A09b.—Others' awareness of use	290
A09c.—Police awareness of use	290

Table 3 (continued)

A10. Drug Education and Communication.....	290
A10a.—In school.....	290
A10b.—In the mass media	290
A11. Own Attitudes Regarding Drugs and Drug Users	290
A11a.—Own attitudes about use by adults	290
A11b.—Own attitudes regarding drugs for own children	292
A11c.—Own perceptions of users	292
A11d.—Own attitudes about use by people of high school age	294
A12. Others' Attitudes Regarding Drugs and Drug Users	294
A12a.—Parents' attitudes regarding drugs	294
A12b.—Friends' and fellow students' attitudes regarding drugs	294
A12c.—Perception of drug users.....	296
A13. Legal Issues Regarding Drugs.....	296
A13a.—Preferred legality for adults.....	296
A13b.—Own response to legalization	296
A13c.—Knowledge of marijuana laws.....	298
A14. Risk of Drug Harm.....	298
A14a.—To self.....	298
A14b.—To others	300
A15a. Admitting Use in Questionnaire	300
A16a. Parent Groups	300
A17. Role Models in the Larger Environment	300
A17a.—Perceived use of drugs by role models.....	300
A17b.—Perceived attitudes toward drugs by role models	300
A18. Promotional Activities	302
A18a.—Advertising	302
A18b.—Logos	302
A18c.—Coupons.....	302
A18d.—Free samples	302
A18e.—Movies or television.....	302
B. Education.....	302
B01. High school: scholastic status, objectives, experiences	302
B02. Combining work and school: attitudes, experiences	304
B03. Interracial contact at school	304
B04. Student norms, misbehavior in class	304
B05. Counseling.....	306
B06. Absenteeism and truancy	306
B07. Delinquency, victimization, and feeling safe at school.....	306
B08. Competency testing	308
B09. Post-high school: status, plans, characteristics.....	308
B10. Attitudes regarding educational institutions	310
B11. High school: length of experiences	310

Table 3 (continued)

C. Work and Leisure.	310
C01. Present or recent work experience	310
C02. Income sources; financial security	312
C03. Vocational plans, aspirations, expectations	312
C04. Preferences regarding job characteristics	312
C05. Desirability of different working arrangements and settings	314
C06. Work ethic/success orientation	314
C07. Leisure time: extent, activities	314
C08. Attitudes toward leisure time	316
C09. Computer use	316
D. Sex Roles and Family.	316
D01. Dating and marriage: status, attitudes, expectations	316
D02. Parenthood: status, attitudes, expectations	318
D03. Values surrounding marriage and family	318
D04. Preferences regarding marital/familial arrangements	318
D05. Sex role attitudes	318
D06. Opinions regarding gender discrimination	320
E. Population Concerns.	320
E01. Overpopulation	320
E02. Birth control	320
F. Conservation, Materialism, Equity, etc.	320
F01. Personal materialism	320
F02. Societal materialism and advertising	322
F03. Concern with world hunger and poverty	322
F04. Ecological concerns	322
F05. Concern with conservation of resources	322
F06. Preferences regarding dwelling type and urbanicity	324
F07. Driving and use of mass transit	324
G. Religion. Religious preferences, activities, views	324

Table 3 (continued)

H. Politics.	326
H01. Political interest and preferences	326
H02. Attitudes toward governmental policies and practices	326
H03. Views about the role of citizens in government (see also I02)	326
H04. Confidence in government	326
H05. Voting, political activism	326
I. Social Change.	328
I01. Expectations concerning societal change	328
I02. Attitudes regarding activism	328
I03. Reactions to personal and social change	328
J. Social Problems. Interest and concerns	328
K. Major Social Institutions.	330
K01. Trust (see also C05)	330
K02. Satisfaction with performance	330
K03. Preferred influence	330
L. Military.	330
L01. Plans for military service	330
L02. Attitudes toward a draft	332
L03. Views about the use of military force	332
L04. Attitudes toward the military as an institution and occupation	332
M. Interpersonal Relationships.	332
M01. Dating	332
M02. Cross-age relationships with adults outside the family (see also B05)	332
M03. Agreement/disagreement with parents	332
M04. Friendships (see also Q03)	334
M05. Community at large	334
N. Race Relations.	334
N01. Preferred interracial contact	334
N02. Attitudes toward discrimination	334
N03. Actual interracial contacts	336

Table 3 (continued)

O. Concern for Others.....	336
O01. Attitudes regarding social service, charitable activism	336
O02. Involvement in community, altruistic activities.....	336
O03. Concern with the problems of others.....	336
P. Happiness.....	336
P01. Happiness, satisfaction with life and self	336
P02. Satisfaction with specific life domains.....	338
Q. Other Personality Variables.....	338
Q01. Attitudes about self, self-esteem	338
Q02. Locus of control.....	338
Q03. Loneliness	340
Q04. Risk taking.....	340
Q05. Trust in others	340
Q06. (Changed to subject areas T01–T04).....	348
Q07. Importance placed on various life goals.....	340
Q08. Social, political, cultural orientation	340
Q09. Hostility	340
R. Background.....	340
R01. Age, sex, race, and marital status.....	340
R02. Family characteristics.....	342
R03. Living arrangements and household characteristics	342
S. Deviance and Victimization.....	344
S01. Delinquent behaviors.....	344
S02. Driving violations and accidents.....	346
S03. Victimization experiences.....	346
T. Health	348
T01. Symptoms.....	348
T02. Habits.....	348
T03. Height and weight	348
T04. Medical treatment	348

The Question Index begins on the following page.

Item Refer- ence Number	Page Loc. in this Volume	ITEM DESCRIPTION (ABBREVIATED)	QUESTIONNAIRE LOCATION											
			BY YEAR											
			(FORM, SECTION, AND QUESTION NUMBER)											
1976	1977	1978	1979	1980	1981	1982	1983	1984	1985	1986	1987			
A01a: DRUGS. Number of uses in lifetime														
00760	46	EVR SMK CIG,REG	1B001	1B001	1B001	1B001	1B001	1B001	1B001	1B001	1B001	1B001	1B001	1B001
00760	24	EVR SMK CIG,REGL	2B01	2B01	2B01	2B01	2B01	2B01	2B01	2B01	2B01	2B01	2B01	2B01
00760	24	EVR SMK CIG,REGL	3B01	3B01	3B01	3B01	3B01	3B01	3B01	3B01	3B01	3B01	3B01	3B01
00760	24	EVR SMK CIG,REGL	4B01	4B01	4B01	4B01	4B01	4B01	4B01	4B01	4B01	4B01	4B01	4B01
00760	24	EVR SMK CIG,REGL	5B01	5B01	5B01	5B01	5B01	5B01	5B01	5B01	5B01	5B01	5B01	5B01
00790	25	EVER DRINK	2B03	2B03	2B03	2B03	2B03	2B03	2B03	2B03	2B03	2B03	2B03	2B03
00790	25	EVER DRINK	3B03	3B03	3B03	3B03	3B03	3B03	3B03	3B03	3B03	3B03	3B03	3B03
00790	25	EVER DRINK	4B03	4B03	4B03	4B03	4B03	4B03	4B03	4B03	4B03	4B03	4B03	4B03
00790	25	EVER DRINK	5B03	5B03	5B03	5B03	5B03	5B03	5B03	5B03	5B03	5B03	5B03	5B03
00790	25	EVER DRINK												
00810	47	#X DRNK/LIFETIM	1B007A	1B007A	1B007A	1B007A	1B007A	1B007A	1B007A	1B007A	1B007A	1B007A	1B007A	1B007A
00810	25	#X DRNK/LIFETIME	2B04A	2B04A	2B04A	2B04A	2B04A	2B04A	2B04A	2B04A	2B04A	2B04A	2B04A	2B04A
00810	25	#X DRNK/LIFETIME	3B04A	3B04A	3B04A	3B04A	3B04A	3B04A	3B04A	3B04A	3B04A	3B04A	3B04A	3B04A
00810	25	#X DRNK/LIFETIME	4B04A	4B04A	4B04A	4B04A	4B04A	4B04A	4B04A	4B04A	4B04A	4B04A	4B04A	4B04A
00810	25	#X DRNK/LIFETIME	5B04A	5B04A	5B04A	5B04A	5B04A	5B04A	5B04A	5B04A	5B04A	5B04A	5B04A	5B04A
00810	25	#X DRNK/LIFETIME												
00860	26	#XMJ+HS/LIFETIME	2B07A	2B07A	2B07A	2B07A	2B07A	2B07A	2B07A	2B07A	2B07A	2B07A	2B07A	2B07A
00860	26	#XMJ+HS/LIFETIME	3B07A	3B07A	3B07A	3B07A	3B07A	3B07A	3B07A	3B07A	3B07A	3B07A	3B07A	3B07A
00860	26	#XMJ+HS/LIFETIME	4B07A	4B07A	4B07A	4B07A	4B07A	4B07A	4B07A	4B07A	4B07A	4B07A	4B07A	4B07A
00860	26	#XMJ+HS/LIFETIME	5B07A	5B07A	5B07A	5B07A	5B07A	5B07A	5B07A	5B07A	5B07A	5B07A	5B07A	5B07A
00860	26	#XMJ+HS/LIFETIME												
00890	57	#X LSD/LIFETIME	1B029A	1B029A	1B029A	1B029A	1B029A	1B029A	1B033A	1B033A	1B033A	1B033A	1B033A	1B033A
00890	27	#X LSD/LIFETIME	2B08A	2B08A	2B08A	2B08A	2B08A	2B08A	2B08A	2B08A	2B08A	2B08A	2B08A	2B08A
00890	27	#X LSD/LIFETIME	3B08A	3B08A	3B08A	3B08A	3B08A	3B08A	3B08A	3B08A	3B08A	3B08A	3B08A	3B08A
00890	27	#X LSD/LIFETIME	4B08A	4B08A	4B08A	4B08A	4B08A	4B08A	4B08A	4B08A	4B08A	4B08A	4B08A	4B08A
00890	27	#X LSD/LIFETIME	5B08A	5B08A	5B08A	5B08A	5B08A	5B08A	5B08A	5B08A	5B08A	5B08A	5B08A	5B08A
00890	27	#X LSD/LIFETIME												
00920	60	#X PSYD/LIFETIM	1B038A	1B038A	1B038A	1B038A	1B038A	1B038A	1B042A	1B042A	1B042A	1B042A	1B042A	1B042A
00920	27	#X PSYD/LIFETIME	2B09A	2B09A	2B09A	2B09A	2B09A	2B09A	2B09A	2B09A	2B09A	2B09A	2B09A	2B09A
00920	27	#X PSYD/LIFETIME	3B09A	3B09A	3B09A	3B09A	3B09A	3B09A	3B09A	3B09A	3B09A	3B09A	3B09A	3B09A
00920	27	#X PSYD/LIFETIME	4B09A	4B09A	4B09A	4B09A	4B09A	4B09A	4B09A	4B09A	4B09A	4B09A	4B09A	4B09A
00920	27	#X PSYD/LIFETIME	5B09A	5B09A	5B09A	5B09A	5B09A	5B09A	5B09A	5B09A	5B09A	5B09A	5B09A	5B09A
00920	27	#X PSYD/LIFETIME												
00950		#X COKE/LIFETIME	1B076A	1B076A	1B076A	1B076A	1B076A	1B076A	1B083A	1B083A	1B083A	1B083A	1B083A	
00950	28	#X COKE/LIFETIME	2B10A	2B10A	2B10A	2B10A	2B10A	2B10A	2B10A	2B10A	2B10A	2B10A	2B10A	2B10A
00950		#X COKE/LIFETIME	3B10A	3B10A	3B10A	3B10A	3B10A	3B10A	3B10A	3B10A	3B10A	3B10A	3B10A	3B10A
00950		#X COKE/LIFETIME	4B10A	4B10A	4B10A	4B10A	4B10A	4B10A	4B10A	4B10A	4B10A	4B10A	4B10A	4B10A
00950	28	#X COKE/LIFETIME	5B10A	5B10A	5B10A	5B10A	5B10A	5B10A	5B10A	5B10A	5B10A	5B10A	5B10A	5B10A
00950		#X COKE/LIFETIME												
00980	63	#X AMPH/LIFETIM	1B043A	1B043A	1B043A	1B043A	1B043A	1B043A	1B050A*	1B050A	1B050A	1B050A	1B050A	1B050A
00980	29	#X AMPH/LIFETIME	2B11A	2B11A	2B11A	2B11A	2B11A	2B11A	2B11A*	2B11A	2B11A	2B11A	2B11A	2B11A
00980	29	#X AMPH/LIFETIME	3B11A	3B11A	3B11A	3B11A	3B11A	3B11A	3B11A	3B11A	3B11A*	3B11A	3B11A	3B11A
00980	29	#X AMPH/LIFETIME	4B11A	4B11A	4B11A	4B11A	4B11A	4B11A	4B11A*	4B11A	4B11A	4B11A	4B11A	4B11A
00980	29	#X AMPH/LIFETIME	5B11A	5B11A	5B11A	5B11A	5B11A	5B11A	5B11A	5B11A	5B11A*	5B11A	5B11A	5B11A
00980	29	#X AMPH/LIFETIME												
01010	67	#X QUAD/LIFETIM	1B053A	1B053A	1B053A	1B053A	1B053A	1B053A	1B060A	1B060A	1B060A	1B060A	1B060A	1B060A
01010		#X QUAD/LIFETIME	2B12A	2B12A	2B12A	2B12A	2B12A	2B12A	2B12A	2B12A	2B12A	2B12A	2B12A	2B12A
01010		#X QUAD/LIFETIME	3B12A	3B12A	3B12A	3B12A	3B12A	3B12A	3B12A	3B12A	3B12A	3B12A	3B12A	3B12A
01010		#X QUAD/LIFETIME	4B12A	4B12A	4B12A	4B12A	4B12A	4B12A	4B12A	4B12A	4B12A	4B12A	4B12A	4B12A
01010		#X QUAD/LIFETIME	5B12A	5B12A	5B12A	5B12A	5B12A	5B12A	5B12A	5B12A	5B12A	5B12A	5B12A	5B12A
01010		#X QUAD/LIFETIME												
01040	67	#X BRBT/LIFETIM	1B057A	1B057A	1B057A	1B057A	1B057A	1B057A	1B064A	1B064A	1B064A	1B064A	1B064A	1B064A
01040	31	#X BRBT/LIFETIME	2B13A	2B13A	2B13A	2B13A	2B13A	2B13A	2B13A	2B13A	2B13A	2B13A	2B13A	2B13A
01040	31	#X BRBT/LIFETIME	3B13A	3B13A	3B13A	3B13A	3B13A	3B13A	3B13A	3B13A	3B13A	3B13A	3B13A	3B13A
01040	31	#X BRBT/LIFETIME	4B13A	4B13A	4B13A	4B13A	4B13A	4B13A	4B13A	4B13A	4B13A	4B13A	4B13A	4B13A
01040	31	#X BRBT/LIFETIME	5B13A	5B13A	5B13A	5B13A	5B13A	5B13A	5B13A	5B13A	5B13A	5B13A	5B13A	5B13A
01040	31	#X BRBT/LIFETIME												
01070	68	#X TRQL/LIFETIM	1B067A	1B067A	1B067A	1B067A	1B067A	1B067A	1B074A	1B074A	1B074A	1B074A	1B074A	1B074A
01070	32	#X TRQL/LIFETIME	2B14A	2B14A	2B14A	2B14A	2B14A	2B14A	2B14A	2B14A	2B14A	2B14A	2B14A	2B14A
01070	32	#X TRQL/LIFETIME	3B14A	3B14A	3B14A	3B14A	3B14A	3B14A	3B14A	3B14A	3B14A	3B14A	3B14A	3B14A
01070	32	#X TRQL/LIFETIME	4B14A	4B14A	4B14A	4B14A	4B14A	4B14A	4B14A	4B14A	4B14A	4B14A	4B14A	4B14A
01070	32	#X TRQL/LIFETIME	5B14A	5B14A	5B14A	5B14A	5B14A	5B14A	5B14A	5B14A	5B14A	5B14A	5B14A	5B14A
01070	32	#X TRQL/LIFETIME												
01100	77	#X "H"/LIFETIME	1B085A	1B085A	1B085A	1B085A	1B085A	1B085A	1B092A	1B092A	1B092A	1B092A	1B092A	1B092A
01100		#X "H"/LIFETIME	2B15A	2B15A	2B15A	2B15A	2B15A	2B15A	2B15A	2B15A	2B15A	2B15A	2B15A	2B15A
01100	32	#X "H"/LIFETIME	3B15A	3B15A	3B15A	3B15A	3B15A	3B15A	3B15A	3B15A	3B15A	3B15A	3B15A	3B15A
01100	32	#X "H"/LIFETIME	4B15A	4B15A	4B15A	4B15A	4B15A	4B15A	4B15A	4B15A	4B15A	4B15A	4B15A	4B15A
01100		#X "H"/LIFETIME	5B15A	5B15A	5B15A	5B15A	5B15A	5B15A	5B15A	5B15A	5B15A	5B15A	5B15A	5B15A
01100		#X "H"/LIFETIME												
01130	78	#X NARC/LIFETIM	1B095A	1B095A	1B095A	1B095A	1B095A	1B095A	1B094A	1B094A	1B094A	1B094A	1B094A	1B094A
01130	34	#X NARC/LIFETIME	2B16A	2B16A	2B16A	2B16A	2B16A	2B16A	2B16A	2B16A	2B16A	2B16A	2B16A	2B16A
01130	34	#X NARC/LIFETIME	3B16A	3B16A	3B16A	3B16A	3B16A	3B16A	3B16A	3B16A	3B16A	3B16A	3B16A	3B16A
01130	34	#X NARC/LIFETIME	4B16A	4B16A	4B16A	4B16A	4B16A	4B16A	4B16A	4B1B				

* = item text changed from previous year

Item Refer- ence Number	Page Loc. in this Volume	ITEM DESCRIPTION (ABBREVIATED)	QUESTIONNAIRE LOCATION BY YEAR (FORM, SECTION, AND QUESTION NUMBER)											
			1988	1989	1990	1991	1992	1993	1994	1995	1996	1997	1998	1999

A01a: DRUGS. Number of uses in lifetime

00760	46	EVR SMK CIG,REG	1B001	1B001	1B001	1B001	1B001	1B001	1B001	1B001	1B001	1B001	1B001	1B001
00760	24	EVR SMK CIG,REGL	2B01	2B01	2B01	2B01	2B01	2B01	2B01	2B01	2B01	2B01	2B01	2B01
00760	24	EVR SMK CIG,REGL	3B01	3B01	3B01	3B01	3B01	3B01	3B01	3B01	3B01	3B01	3B01	3B01
00760	24	EVR SMK CIG,REGL	4B01	4B01	4B01	4B01	4B01	4B01	4B01	4B01	4B01	4B01	4B01	4B01
00760	24	EVR SMK CIG,REGL	5B01	5B01	5B01	5B01	5B01	5B01	5B01	5B01	5B01	5B01	5B01	5B01
00760	24	EVR SMK CIG,REGL		6B01	6B01	6B01	6B02A	6B02A	6B02A	6B02A	6B02A	6B01	6B01	6B01
00790	25	EVER DRINK	2B03*	2B03	2B03	2B03	2B03	2B03	2B03	2B03	2B03	2B03	2B03	2B03
00790	25	EVER DRINK	3B03*	3B03	3B03	3B03	3B03	3B03	3B03	3B03	3B03	3B03	3B03	3B03
00790	25	EVER DRINK	4B03*	4B03	4B03	4B03	4B03	4B03	4B03	4B03	4B03	4B03	4B03	4B03
00790	25	EVER DRINK	5B03*	5B03	5B03	5B03	5B03	5B03	5B03	5B03	5B03	5B03	5B03	5B03
00790	25	EVER DRINK		6B03	6B03	6B03	6B03	6B03*	6B03	6B03	6B03	6B21	6B21	6B21
00810	47	#X DRNK/LIFETIM	1B007A	1B007A	1B007A	1B007A	1B007A	1B007A	1B007A*	1B007A	1B007A	1B007A	1B007A	1B007A
00810	25	#X DRNK/LIFETIME	2B04A	2B04A	2B04A	2B04A	2B04A	2B04A	2B04A*	2B04A	2B04A	2B04A	2B04A	2B04A
00810	25	#X DRNK/LIFETIME	3B04A	3B04A	3B04A	3B04A	3B04A	3B04A	3B04A	3B04A*	3B04A	3B04A	3B04A	3B04A
00810	25	#X DRNK/LIFETIME	4B04A	4B04A	4B04A	4B04A	4B04A	4B04A	4B04A*	4B04A	4B04A	4B04A	4B04A	4B04A
00810	25	#X DRNK/LIFETIME	5B04A	5B04A	5B04A	5B04A	5B04A	5B04A*	5B04A	5B04A	5B04A	5B04A	5B04A	5B04A
00810	25	#X DRNK/LIFETIME		6B04A	6B04A	6B04A	6B04A	6B04A*	6B04A	6B04A	6B04A	6B22A	6B22A	6B22A
00860	26	#XMJ+HS/LIFETIME	2B07A	2B07A	2B07A	2B07A	2B07A	2B07A	2B07A	2B07A	2B07A	2B07A	2B07A	2B07A
00860	26	#XMJ+HS/LIFETIME	3B07A	3B07A	3B07A	3B07A	3B07A	3B07A	3B07A	3B07A	3B07A	3B07A	3B07A	3B07A
00860	26	#XMJ+HS/LIFETIME	4B07A	4B07A	4B07A	4B07A	4B07A	4B07A	4B07A	4B07A	4B07A	4B07A	4B07A	4B07A
00860	26	#XMJ+HS/LIFETIME	5B07A	5B07A	5B07A	5B07A	5B07A	5B07A	5B07A	5B07A	5B07A	5B07A	5B07A	5B07A
00860	26	#XMJ+HS/LIFETIME		6B07A	6B07A	6B07A	6B07A	6B07A	6B07A	6B07A	6B07A	6B25A	6B25A	6B25A
00890	57	#X LSD/LIFETIME	1B033A	1B033A	1B033A	1B033A	1B033A	1B033A	1B033A	1B033A	1B033A	1B033A	1B033A	1B033A
00890	27	#X LSD/LIFETIME	2B08A	2B08A	2B08A	2B08A	2B08A	2B08A	2B08A	2B08A	2B08A	2B08A	2B08A	2B08A
00890	27	#X LSD/LIFETIME	3B08A	3B08A	3B08A	3B08A	3B08A	3B08A	3B08A	3B08A	3B08A	3B08A	3B08A	3B08A
00890	27	#X LSD/LIFETIME	4B08A	4B08A	4B08A	4B08A	4B08A	4B08A	4B08A	4B08A	4B08A	4B08A	4B08A	4B08A
00890	27	#X LSD/LIFETIME	5B08A	5B08A	5B08A	5B08A	5B08A	5B08A	5B08A	5B08A	5B08A	5B08A	5B08A	5B08A
00890	27	#X LSD/LIFETIME		6B08A	6B08A	6B08A	6B08A	6B08A	6B08A	6B08A	6B08A	6B26A	6B26A	6B26A
00920	60	#X PSYD/LIFETIM	1B042A	1B042A	1B042A	1B042A	1B042A	1B042A	1B042A	1B042A	1B042A	1B042A	1B042A	1B042A
00920	27	#X PSYD/LIFETIME	2B09A	2B09A	2B09A	2B09A	2B09A	2B09A	2B09A	2B09A	2B09A	2B09A	2B09A	2B09A
00920	27	#X PSYD/LIFETIME	3B09A	3B09A	3B09A	3B09A	3B09A	3B09A	3B09A	3B09A	3B09A	3B09A	3B09A	3B09A
00920	27	#X PSYD/LIFETIME	4B09A	4B09A	4B09A	4B09A	4B09A	4B09A	4B09A	4B09A	4B09A	4B09A	4B09A	4B09A
00920	27	#X PSYD/LIFETIME	5B09A	5B09A	5B09A	5B09A	5B09A	5B09A	5B09A	5B09A	5B09A	5B09A	5B09A	5B09A
00920	27	#X PSYD/LIFETIME		6B09A	6B09A	6B09A	6B09A	6B09A	6B09A	6B09A	6B09A	6B27A	6B27A	6B27A
00950		#X COKE/LIFETIME												
00950	28	#X COKE/LIFETIME	2B10A	2B10A	2B10A	2B10A	2B10A	2B10A	2B10A	2B10A	2B10A	2B10A	2B10A	2B10A
00950		#X COKE/LIFETIME	3B10A	3B10A										
00950		#X COKE/LIFETIME	4B10A	4B10A										
00950	28	#X COKE/LIFETIME	5B10A	5B10A	5B10A	5B10A	5B10A	5B10A	5B10A	5B10A	5B10A	5B10A	5B10A	5B10A
00950		#X COKE/LIFETIME		6B10A										
00980	63	#X AMPH/LIFETIM	1B050A	1B050A	1B050A	1B050A	1B050A	1B050A	1B050A	1B050A	1B050A	1B050A	1B050A	1B050A
00980	29	#X AMPH/LIFETIME	2B11A	2B11A	2B11A	2B11A	2B11A	2B11A	2B11A	2B11A	2B11A	2B11A	2B11A	2B11A
00980	29	#X AMPH/LIFETIME	3B11A	3B11A	3B11A	3B11A	3B11A	3B11A	3B11A	3B11A	3B11A	3B11A	3B11A	3B11A
00980	29	#X AMPH/LIFETIME	4B11A	4B11A	4B11A	4B11A	4B11A	4B11A	4B11A	4B11A	4B11A	4B11A	4B11A	4B11A
00980	29	#X AMPH/LIFETIME	5B11A	5B11A	5B11A	5B11A	5B11A	5B11A	5B11A	5B11A	5B11A	5B11A	5B11A	5B11A
00980	29	#X AMPH/LIFETIME		6B11A	6B11A	6B11A	6B11A	6B11A	6B11A	6B11A	6B11A	6B28A	6B28A	6B28A
01010	67	#X QUAD/LIFETIM	1B060A	1B060A	1B060A	1B060A	1B060A	1B060A	1B060A	1B060A	1B060A	1B060A	1B060A	1B060A
01010		#X QUAD/LIFETIME	2B12A	2B12A										
01010		#X QUAD/LIFETIME	3B12A	3B12A										
01010		#X QUAD/LIFETIME	4B12A	4B12A										
01010		#X QUAD/LIFETIME	5B12A	5B12A										
01010		#X QUAD/LIFETIME		6B12A										
01040	67	#X BRBT/LIFETIM	1B064A	1B064A	1B062A	1B062A	1B062A	1B062A	1B062A	1B062A	1B062A	1B062A	1B062A	1B062A
01040	31	#X BRBT/LIFETIME	2B13A	2B13A	2B13A	2B13A	2B13A	2B13A	2B13A	2B13A	2B13A	2B13A	2B13A	2B13A
01040	31	#X BRBT/LIFETIME	3B13A	3B13A	3B13A	3B13A	3B13A	3B13A	3B13A	3B13A	3B13A	3B13A	3B13A	3B13A
01040	31	#X BRBT/LIFETIME	4B13A	4B13A	4B13A	4B13A	4B13A	4B13A	4B13A	4B13A	4B13A	4B13A	4B13A	4B13A
01040	31	#X BRBT/LIFETIME	5B13A	5B13A	5B13A	5B13A	5B13A	5B13A	5B13A	5B13A	5B13A	5B13A	5B13A	5B13A
01040	31	#X BRBT/LIFETIME		6B13A	6B13A	6B13A	6B13A	6B13A	6B13A	6B13A	6B13A	6B31A	6B31A	6B31A
01070	68	#X TRQL/LIFETIM	1B074A	1B074A	1B065A	1B065A	1B065A	1B065A	1B065A	1B065A	1B065A	1B065A	1B065A	1B065A
01070	32	#X TRQL/LIFETIME	2B14A	2B14A	2B14A	2B14A	2B14A	2B14A	2B14A	2B14A	2B14A	2B14A	2B14A	2B14A
01070	32	#X TRQL/LIFETIME	3B14A	3B14A	3B14A	3B14A	3B14A	3B14A	3B14A	3B14A	3B14A	3B14A	3B14A	3B14A
01070	32	#X TRQL/LIFETIME	4B14A	4B14A	4B14A	4B14A	4B14A	4B14A	4B14A	4B14A	4B14A	4B14A	4B14A	4B14A
01070	32	#X TRQL/LIFETIME	5B14A	5B14A	5B14A	5B14A	5B14A	5B14A	5B14A	5B14A	5B14A	5B14A	5B14A	5B14A
01070	32	#X TRQL/LIFETIME		6B14A	6B14A	6B14A	6B14A	6B14A	6B14A	6B14A	6B14A	6B32A	6B32A	6B32A
01100	77	#X "H"/LIFETIME	1B092A	1B092A	1B086A	1B086A	1B086A	1B086A	1B086A	1B086A	1B086A	1B086A	1B086A	1B086A
01100		#X "H"/LIFETIME	2B15A	2B15A	2B15A	2B15A	2B15A	2B15A	2B15A	2B15A	2B15A	2B15A	2B15A	2B15A
01100	32	#X "H"/LIFETIME	3B15A	3B15A	3B15A	3B15A	3B15A	3B15A	3B15A	3B15A	3B15A	3B15A	3B15A	3B15A
01100	32	#X "H"/LIFETIME	4B15A	4B15A	4B15A	4B15A	4B15A	4B15A	4B15A	4B15A	4B15A	4B15A	4B15A	4B15A
01100		#X "H"/LIFETIME	5B15A	5B15A	5B15A	5B15A	5B15A	5B15A	5B15A	5B15A	5B15A	5B15A	5B15A	5B15A
01100		#X "H"/LIFETIME		6B15A	6B15A	6B15A	6B15A	6B15A	6B15A	6B15A	6B15A	6B15A	6B15A	6B15A
01130	78	#X NARC/LIFETIM	1B094A	1B094A	1B088A	1B088A	1B088A	1B088A	1B088A	1B088A	1B088A	1B088A	1B088A	1B088A
01130	34	#X NARC/LIFETIME	2B16A	2B16A	2B16A	2B16A	2B16A	2B16A	2B16A	2B16A	2B16A	2B16A	2B16A	2B16A
01130	34	#X NARC/LIFETIME	3B16A	3B16A	3B16A	3B16A	3B16A	3B16A	3B16A	3B16A	3B16A	3B16A	3B16A	3B16A
01130	34	#X NARC/LIFETIME	4B16A	4B16A	4B16A	4B16A	4B16A	4B16A	4B16A	4B16A	4B16A	4B16A	4B16A	4B16A
01130	34	#X NARC/LIFETIME	5B16A	5B16A	5B16A	5B16A	5B16A	5B16A	5B16A	5B16A	5B16A	5B16A	5B16A	5B16A
01130	34	#X NARC/LIFETIME		6B16A	6B16A	6B16A	6B16A	6B16A	6B16A	6B16A	6B16A	6B35A	6B35A	6B35A
01160	34	#X INHL/LIFETIME	2B17A	2B17A	2B17A	2B17A	2B17A	2B17A	2B17A	2B17A	2B17A	2B17A	2B17A	2B17A
01160	34	#X INHL/LIFETIME	3B17A	3B17A	3B17A	3B17A	3B17A	3B17A	3B17A	3B17A	3B17A	3B17A	3B17A	3B17A

*=item text changed from previous year

Item Refer- ence Number	Page Loc. in this Volume	ITEM DESCRIPTION (ABBREVIATED)	QUESTIONNAIRE LOCATION BY YEAR (FORM, SECTION, AND QUESTION NUMBER)											
			1976	1977	1978	1979	1980	1981	1982	1983	1984	1985	1986	1987

A01a: DRUGS. Number of uses in lifetime (continued)

01160		#X INHL/LIFETIME	4B17A	4B17A	4B17A	4B17A	4B17A	4B17A	4B17A	4B17A	4B17A	4B17A	4B17A	4B17A
01160	34	#X INHL/LIFETIME	5B17A	5B17A	5B17A	5B17A	5B17A	5B17A	5B17A	5B17A	5B17A	5B17A	5B17A	5B17A
01160		#X INHL/LIFETIME												
01181	118	#X PCP/LIFETIME				2E02A	2E02A	2E02A	2E02A	2E02A	2E02A	2E02A	2E02A	2E04A*
01184	119	#X PPRS/LIFETIME				2E03A	2E03A	2E03A	2E03A	2E03A	2E03A	2E03A	2E03A	2E05A*
02040	52	#X HASH/LIFETIM	1B018A	1B018A	1B018A	1B018A	1B018A	1B018A	1B018A	1B018A	1B018A	1B018A	1B018A	1B018A
02070	52	#X MARJ/LIFETIM	1B019A	1B019A	1B019A	1B019A	1B019A	1B019A	1B019A	1B019A	1B019A	1B019A	1B019A	1B019A
11000	177	#X BEER/LIFETIME	4D04A	4D04A	4D04A	4D04A	4D04A	4D04A	4D11A	4D11A	4D11A	4D11A	4D11A	4D11A
11040	178	#X WINE/LIFETIME	4D06A	4D06A	4D06A	4D06A	4D06A	4D06A	4D13A	4D13A	4D13A	4D13A	4D13A	4D13A
11080	179	#X LIQR/LIFETIME	4D08A	4D08A	4D08A	4D08A	4D08A	4D08A	4D15A	4D15A	4D15A	4D15A	4D15A	4D15A
21180	56	MJ/HSR EVR DLY							1B028	1B028	1B028	1B028	1B028	1B028
21200	56	RECENT DAILY MJ							1B030	1B030	1B030	1B030	1B030	1B030
21210	56	#X DAILY MJ/LFT							1B031	1B031	1B031	1B031	1B031	1B031
21220	61	#X DIETPILL/LFT							1B046A	1B046A	1B046A	1B046A	1B046A	1B046A
21250	61	#X STA-AWAK/LFT							1B047A	1B047A	1B047A	1B047A	1B047A	1B047A
21280	62	#X LOOKALIK/LFT							1B048A	1B048A	1B048A	1B048A	1B048A	1B048A
22230		EVR USE SMOKLESS												
22230	233	EVR USE SMOKLESS												
22250	72	EVR TK CRACK/FB												
22260	73	#X CRACK/LIFTIM												1B083
22260														1B084A
22260	28	#X CRACK/LIFETIM												2E03A
22260	28	#X CRACK/LIFETIM												
22260	28	#X CRACK/LIFETIM												
22260	28	#X CRACK/LIFETIM												
22260	28	#X CRACK/LIFETIM												
22320	73	#XOTH COKE/LIFE												1B085A
22320	29	#XOTH COKE/LIFE												
22320	29	#XOTH COKE/LIFE												
22320	29	#XOTH COKE/LIFE												
22620	178	#X WIN COOL/LIFE												
22660	144	#X MDMA/LIFETIME												
22690	120	#X STRD/LIFETIME												
22690	240	#X STRD/LIFETIME												
24380	30	#X ICE/LIFETIME												
24380	30	#X ICE/LIFETIME												
25020	51	#XDRUNK/LIFETIM												
25020	239	#XDRUNK/LIFETIME												
25050	240	#X INJECT/LIFE												
29630	33	#X H LIF USE NDL												
29630	33	#X H LIF USE NDL												
29630	33	#X H LIF USE NDL												
29660	33	#X H LIF W/O NDL												
29660	33	#X H LIF W/O NDL												
29660	33	#X H LIF W/O NDL												
29770	171	#X ROHYPNOL/LIFE												
30800		#X METHAMPH/LIFE												
30800		#X METHAMPH/LIFE												

A01b: DRUGS. Number of uses in last 12 months

00820	48	#X DRNK/LAST12M	1B007B	1B007B	1B007B	1B007B	1B007B	1B007B	1B007B	1B007B	1B007B	1B007B	1B007B	1B007B
00820	25	#X DRNK/LAST12MO	2B04B	2B04B	2B04B	2B04B	2B04B	2B04B	2B04B	2B04B	2B04B	2B04B	2B04B	2B04B
00820	25	#X DRNK/LAST12MO	3B04B	3B04B	3B04B	3B04B	3B04B	3B04B	3B04B	3B04B	3B04B	3B04B	3B04B	3B04B
00820	25	#X DRNK/LAST12MO	4B04B	4B04B	4B04B	4B04B	4B04B	4B04B	4B04B	4B04B	4B04B	4B04B	4B04B	4B04B
00820	25	#X DRNK/LAST12MO	5B04B	5B04B	5B04B	5B04B	5B04B	5B04B	5B04B	5B04B	5B04B	5B04B	5B04B	5B04B
00820	25	#X DRNK/LAST12MO												
00870	26	#XMJ+HS/LAST12MO	2B07B	2B07B	2B07B	2B07B	2B07B	2B07B	2B07B	2B07B	2B07B	2B07B	2B07B	2B07B
00870	26	#XMJ+HS/LAST12MO	3B07B	3B07B	3B07B	3B07B	3B07B	3B07B	3B07B	3B07B	3B07B	3B07B	3B07B	3B07B
00870	26	#XMJ+HS/LAST12MO	4B07B	4B07B	4B07B	4B07B	4B07B	4B07B	4B07B	4B07B	4B07B	4B07B	4B07B	4B07B
00870	26	#XMJ+HS/LAST12MO	5B07B	5B07B	5B07B	5B07B	5B07B	5B07B	5B07B	5B07B	5B07B	5B07B	5B07B	5B07B
00870	26	#XMJ+HS/LAST12MO												
00900	57	#X LSD/LAST 12M	1B029B	1B029B	1B029B	1B029B	1B029B	1B029B	1B033B	1B033B	1B033B	1B033B	1B033B	1B033B
00900	27	#X LSD/LAST 12MO	2B08B	2B08B	2B08B	2B08B	2B08B	2B08B	2B08B	2B08B	2B08B	2B08B	2B08B	2B08B
00900	27	#X LSD/LAST 12MO	3B08B	3B08B	3B08B	3B08B	3B08B	3B08B	3B08B	3B08B	3B08B	3B08B	3B08B	3B08B
00900	27	#X LSD/LAST 12MO	4B08B	4B08B	4B08B	4B08B	4B08B	4B08B	4B08B	4B08B	4B08B	4B08B	4B08B	4B08B
00900	27	#X LSD/LAST 12MO	5B08B	5B08B	5B08B	5B08B	5B08B	5B08B	5B08B	5B08B	5B08B	5B08B	5B08B	5B08B
00900	27	#X LSD/LAST 12MO												
00930	60	#X PSYD/LAST12M	1B038B	1B038B	1B038B	1B038B	1B038B	1B038B	1B042B	1B042B	1B042B	1B042B	1B042B	1B042B
00930	27	#X PSYD/LAST12MO	2B09B	2B09B	2B09B	2B09B	2B09B	2B09B	2B09B	2B09B	2B09B	2B09B	2B09B	2B09B
00930	27	#X PSYD/LAST12MO	3B09B	3B09B	3B09B	3B09B	3B09B	3B09B	3B09B	3B09B	3B09B	3B09B	3B09B	3B09B
00930	27	#X PSYD/LAST12MO	4B09B	4B09B	4B09B	4B09B	4B09B	4B09B	4B09B	4B09B	4B09B	4B09B	4B09B	4B09B
00930	27	#X PSYD/LAST12MO	5B09B	5B09B	5B09B	5B09B	5B09B	5B09B	5B09B	5B09B	5B09B	5B09B	5B09B	5B09B
00930	27	#X PSYD/LAST12MO												
00960		#X COKE/LAST12MO	1B076B	1B076B	1B076B	1B076B	1B076B	1B076B	1B083B	1B083B	1B083B	1B083B	1B083B	1B083B
00960	28	#X COKE/LAST12MO	2B10B	2B10B	2B10B	2B10B	2B10B	2B10B	2B10B	2B10B	2B10B	2B10B	2B10B	2B10B
00960		#X COKE/LAST12MO	3B10B	3B10B	3B10B	3B10B	3B10B	3B10B	3B10B	3B10B	3B10B	3B10B	3B10B	3B10B
00960		#X COKE/LAST12MO	4B10B	4B10B	4B10B	4B10B	4B10B	4B10B	4B10B	4B10B	4B10B	4B10B	4B10B	4B10B
00960	28	#X COKE/LAST12MO	5B10B	5B10B	5B10B	5B10B	5B10B	5B10B	5B10B	5B10B	5B10B	5B10B	5B10B	5B10B
00960		#X COKE/LAST12MO												

* = item text changed from previous year

Item Refer- ence Number	Page Loc. in this Volume	ITEM DESCRIPTION (ABBREVIATED)	QUESTIONNAIRE LOCATION BY YEAR (FORM, SECTION, AND QUESTION NUMBER)											
			1988	1989	1990	1991	1992	1993	1994	1995	1996	1997	1998	1999

A01a: DRUGS. Number of uses in lifetime (continued)

01160		#X INHL/LIFETIME	4B17A	4B17A	4B17A	4B17A	4B17A	4B17A	4B17A	4B17A	4B17A	4B17A	4B17A	4B17A
01160	34	#X INHL/LIFETIME	5B17A	5B17A	5B17A	5B17A	5B17A	5B17A	5B17A	5B17A	5B18A	5B18A	5B18A	5B18A
01160		#X INHL/LIFETIME		6B17A	6B17A	6B17A	6B17A	6B17A	6B17A	6B17A	6B18A	6B18A	6B36A	6B36A
01181	118	#X PCP/LIFETIME	2E04A	2E04A	2E04A	2E04A	2E04A	2E04A	2E04A	2E04A	2E04A	2E04A	2E04A	2E04A
01184	119	#X PPRS/LIFETIME	2E05A	2E05A	2E05A	2E05A	2E05A	2E05A	2E05A	2E05A	2E05A	2E05A	2E05A	2E05A
02040	52	#X HASH/LIFETIM	1B018A	1B018A	1B018A	1B018A	1B018A	1B018A	1B018A	1B018A	1B018A	1B018A	1B018A	1B018A
02070	52	#X MARJ/LIFETIM	1B019A	1B019A	1B019A	1B019A	1B019A	1B019A	1B019A	1B019A	1B019A	1B019A	1B019A	1B019A
11000	177	#X BEER/LIFETIME	4D11A	4D11A	4D11A	4D11A	4D11A	4D11A	4D11A	4D11A	4D11A	4D11A	4D11A	4D11A
11040	178	#X WINE/LIFETIME	4D15A	4D15A	4D15A	4D15A	4D15A	4D15A	4D15A	4D15A	4D15A	4D15A	4D15A	4D15A
11080	179	#X LIQR/LIFETIME	4D17A	4D17A	4D17A	4D17A	4D17A	4D17A	4D17A	4D17A	4D17A	4D17A	4D17A	4D17A
21180	56	MJ/SHS EVR DLY	1B028	1B028	1B028	1B028	1B028	1B028	1B028	1B028	1B028	1B028	1B028	1B028
21200	56	RECENT DAILY MJ	1B030	1B030	1B030	1B030	1B030	1B030	1B030	1B030	1B030	1B030	1B030	1B030
21210	56	#X DAILY MJ/LFT	1B031	1B031	1B031	1B031	1B031	1B031	1B031	1B031	1B031	1B031	1B031	1B031
21220	61	#X DIETPILL/LFT	1B046A	1B046A	1B046A	1B046A	1B046A	1B046A	1B046A	1B046A	1B046A	1B046A	1B046A	1B046A
21250	61	#X STA-AWAK/LFT	1B047A	1B047A	1B047A	1B047A	1B047A	1B047A	1B047A	1B047A	1B047A	1B047A	1B047A	1B047A
21280	62	#X LOOKALIK/LFT	1B048A	1B048A	1B048A	1B048A	1B048A	1B048A	1B048A	1B048A	1B048A	1B048A	1B048A	1B048A
22230		EVR USE SMOKLESS	3E01A	3E01A										
22230	233	EVR USE SMOKLESS					6B01A	6B01A	6B01A	6B01A	6B01A	6B19	6B19	6B19
22250	72	EVR TK CRACK/FB	1B083	1B083	1B074	1B074	1B074	1B074	1B074	1B074	1B074	1B074	1B074	1B074
22260	73	#X CRACK/LIFTIM	1B084A	1B084A	1B075A	1B075A	1B075A	1B075A	1B075A	1B075A	1B075A	1B075A	1B075A	1B075A
22260	28	#X CRACK/LIFETIM	2E03A	2E03A	2E03A	2E03A	2E03A	2E03A	2E03A	2E03A	2E03A	2E03A	2E03A	2E03A
22260	28	#X CRACK/LIFETIM			3B11A	3B11A	3B11A	3B11A	3B11A	3B11A	3B11A	3B11A	3B11A	3B11A
22260	28	#X CRACK/LIFETIM			4B11A	4B11A	4B11A	4B11A	4B11A	4B11A	4B11A	4B11A	4B11A	4B11A
22260	28	#X CRACK/LIFETIM			5E06A	5E06A	5E06A	5E06A	5E06A	5E06A	5E06A	5E06A	5E06A	5E06A
22260	28	#X CRACK/LIFETIM			6B11A	6B11A	6B11A	6B11A	6B11A	6B11A	6B11A	6B29A	6B29A	6B29A
22320	73	#XOTH COKE/LIFE	1B085A	1B085A	1B076A	1B076A	1B076A	1B076A	1B076A	1B076A	1B076A	1B076A	1B076A	1B076A
22320	29	#XOTH COKE/LIFE			3B12A	3B12A	3B12A	3B12A	3B12A	3B12A	3B12A	3B12A	3B12A	3B12A
22320	29	#XOTH COKE/LIFE			4B12A	4B12A	4B12A	4B12A	4B12A	4B12A	4B12A	4B12A	4B12A	4B12A
22320	29	#XOTH COKE/LIFE			6B12A	6B12A	6B12A	6B12A	6B12A	6B12A	6B12A	6B30A	6B30A	6B30A
22620	178	#X WIN COOL/LIFE	4D13A	4D13A	4D13A	4D13A	4D13A	4D13A	4D13A	4D13A	4D13A	4D13A	4D13A	4D13A
22660	144	#X MDMA/LIFETIME									3B18A	3B18A	3B18A	3B18A
22690	120	#X STRD/LIFETIME				2E06A	2E06A	2E06A	2E06A	2E06A	2E06A	2E06A	2E06A	2E06A
22690	240	#X STRD/LIFETIME		6D02A	6D02A	6D03A	6D03A	6D03A	6D03A	6D03A	6D03A	6D03A	6D03A	6D03A
24380	30	#X ICE/LIFETIME			2B12A	2B12A	2B12A	2B12A	2B12A	2B12A	2B12A	2B12A	2B12A	2B12A
24380	30	#X ICE/LIFETIME			5B12A	5B12A	5B12A	5B12A	5B12A	5B12A	5B12A	5B12A	5B12A	5B12A
25020	51	#XDRUNK/LIFETIM				1B016A	1B016A	1B016A	1B016A	1B016A	1B016A	1B016A	1B016A	1B016A
25020	239	#XDRUNK/LIFETIME				6D02A	6D02A	6D02A	6D02A	6D02A	6D02A	6D02A	6D02A	6D02A
25050	240	#X INJECT/LIFE				6D06A	6D06A	6D06A	6D06A	6D06A	6D06A	6D06A	6D06A	6D06A
29630	33	#X H LIF USE NDL									2B15A	2B15A	2B15A	2B15A
29630	33	#X H LIF USE NDL									5B15A	5B15A	5B15A	5B15A
29630	33	#X H LIF USE NDL									6B16A	6B16A	6B33A	6B33A
29660	33	#X H LIF W/O NDL									2B16A	2B16A	2B16A	2B16A
29660	33	#X H LIF W/O NDL									5B16A	5B16A	5B16A	5B16A
29660	33	#X H LIF W/O NDL									6B17A	6B34A	6B34A	6B34A
29770	171	#X ROHYPNOL/LIFE									4B18A	4B18A	4B18A	4B18A
30800		#X METHAMPH/LIFE												4B17A
30800		#X METHAMPH/LIFE												6B36A

A01b: DRUGS. Number of uses in last 12 months

00820	48	#X DRNK/LAST12M	1B007B	1B007B	1B007B	1B007B	1B007B	1B007B	1B007B*	1B007B	1B007B	1B007B	1B007B	1B007B
00820	25	#X DRNK/LAST12MO	2B04B	2B04B	2B04B	2B04B	2B04B	2B04B*	2B04B	2B04B	2B04B	2B04B	2B04B	2B04B
00820	25	#X DRNK/LAST12MO	3B04B	3B04B	3B04B	3B04B	3B04B	3B04B*	3B04B*	3B04B	3B04B	3B04B	3B04B	3B04B
00820	25	#X DRNK/LAST12MO	4B04B	4B04B	4B04B	4B04B	4B04B	4B04B*	4B04B*	4B04B	4B04B	4B04B	4B04B	4B04B
00820	25	#X DRNK/LAST12MO	5B04B	5B04B	5B04B	5B04B	5B04B	5B04B*	5B04B	5B04B	5B04B	5B04B	5B04B	5B04B
00820	25	#X DRNK/LAST12MO		6B04B	6B04B	6B04B	6B04B	6B04B*	6B04B	6B04B	6B04B	6B22B	6B22B	6B22B
00870	26	#XMJ+HS/LAST12MO	2B07B	2B07B	2B07B	2B07B	2B07B	2B07B	2B07B	2B07B	2B07B	2B07B	2B07B	2B07B
00870	26	#XMJ+HS/LAST12MO	3B07B	3B07B	3B07B	3B07B	3B07B	3B07B	3B07B	3B07B	3B07B	3B07B	3B07B	3B07B
00870	26	#XMJ+HS/LAST12MO	4B07B	4B07B	4B07B	4B07B	4B07B	4B07B	4B07B	4B07B	4B07B	4B07B	4B07B	4B07B
00870	26	#XMJ+HS/LAST12MO	5B07B	5B07B	5B07B	5B07B	5B07B	5B07B	5B07B	5B07B	5B07B	5B07B	5B07B	5B07B
00870	26	#XMJ+HS/LAST12MO		6B07B	6B07B	6B07B	6B07B	6B07B	6B07B	6B07B	6B07B	6B25B	6B25B	6B25B
00900	57	#X LSD/LAST 12M	1B033B	1B033B	1B033B	1B033B	1B033B	1B033B	1B033B	1B033B	1B033B	1B033B	1B033B	1B033B
00900	27	#X LSD/LAST 12MO	2B08B	2B08B	2B08B	2B08B	2B08B	2B08B	2B08B	2B08B	2B08B	2B08B	2B08B	2B08B
00900	27	#X LSD/LAST 12MO	3B08B	3B08B	3B08B	3B08B	3B08B	3B08B	3B08B	3B08B	3B08B	3B08B	3B08B	3B08B
00900	27	#X LSD/LAST 12MO	4B08B	4B08B	4B08B	4B08B	4B08B	4B08B	4B08B	4B08B	4B08B	4B08B	4B08B	4B08B
00900	27	#X LSD/LAST 12MO	5B08B	5B08B	5B08B	5B08B	5B08B	5B08B	5B08B	5B08B	5B08B	5B08B	5B08B	5B08B
00900	27	#X LSD/LAST 12MO		6B08B	6B08B	6B08B	6B08B	6B08B	6B08B	6B08B	6B08B	6B26B	6B26B	6B26B
00930	60	#X PSYD/LAST12M	1B042B	1B042B	1B042B	1B042B	1B042B	1B042B	1B042B	1B042B	1B042B	1B042B	1B042B	1B042B
00930	27	#X PSYD/LAST12MO	2B09B	2B09B	2B09B	2B09B	2B09B	2B09B	2B09B	2B09B	2B09B	2B09B	2B09B	2B09B
00930	27	#X PSYD/LAST12MO	3B09B	3B09B	3B09B	3B09B	3B09B	3B09B	3B09B	3B09B	3B09B	3B09B	3B09B	3B09B
00930	27	#X PSYD/LAST12MO	4B09B	4B09B	4B09B	4B09B	4B09B	4B09B	4B09B	4B09B	4B09B	4B09B	4B09B	4B09B
00930	27	#X PSYD/LAST12MO	5B09B	5B09B	5B09B	5B09B	5B09B	5B09B	5B09B	5B09B	5B09B	5B09B	5B09B	5B09B
00930	27	#X PSYD/LAST12MO		6B09B	6B09B	6B09B	6B09B	6B09B	6B09B	6B09B	6B09B	6B27B	6B27B	6B27B
00960		#X COKE/LAST12MO												
00960	28	#X COKE/LAST12MO	2B10B	2B10B	2B10B	2B10B	2B10B	2B10B	2B10B	2B10B	2B10B	2B10B	2B10B	2B10B
00960		#X COKE/LAST12MO												
00960	28	#X COKE/LAST12MO	3B10B	3B10B										
00960		#X COKE/LAST12MO	4B10B	4B10B										
00960		#X COKE/LAST12MO	5B10B	5B10B	5B10B	5B10B	5B10B	5B10B	5B10B	5B10B	5B10B	5B10B	5B10B	5B10B
00960		#X COKE/LAST12MO												

*=item text changed from previous year

MONITORING THE FUTURE

Item Reference Number	Page Loc. in this Volume	ITEM DESCRIPTION (ABBREVIATED)	QUESTIONNAIRE LOCATION BY YEAR (FORM, SECTION, AND QUESTION NUMBER)											
			1976	1977	1978	1979	1980	1981	1982	1983	1984	1985	1986	1987
A01b: DRUGS. Number of uses in last 12 months (continued)														
00990	63	#X AMPH/LAST12M	1B043B	1B043B	1B043B	1B043B	1B043B	1B043B	1B050B*	1B050B	1B050B	1B050B	1B050B	1B050B
00990	29	#X AMPH/LAST12MO	2B11B	2B11B	2B11B	2B11B	2B11B	2B11B	2B11B*	2B11B	2B11B	2B11B	2B11B	2B11B
00990	29	#X AMPH/LAST12MO	3B11B	3B11B	3B11B	3B11B	3B11B	3B11B	3B11B	3B11B	3B11B*	3B11B	3B11B	3B11B
00990	29	#X AMPH/LAST12MO	4B11B	4B11B	4B11B	4B11B	4B11B	4B11B	4B11B*	4B11B	4B11B	4B11B	4B11B	4B11B
00990	29	#X AMPH/LAST12MO	5B11B	5B11B	5B11B	5B11B	5B11B	5B11B	5B11B	5B11B	5B11B*	5B11B	5B11B	5B11B
00990	29	#X AMPH/LAST12MO												
01020	67	#X QUAD/LAST12M	1B053B	1B053B	1B053B	1B053B	1B053B	1B053B	1B060B	1B060B	1B060B	1B060B	1B060B	1B060B
01020		#X QUAD/LAST12MO	2B12B	2B12B	2B12B	2B12B	2B12B	2B12B	2B12B	2B12B	2B12B	2B12B	2B12B	2B12B
01020		#X QUAD/LAST12MO	3B12B	3B12B	3B12B	3B12B	3B12B	3B12B	3B12B	3B12B	3B12B	3B12B	3B12B	3B12B
01020		#X QUAD/LAST12MO	4B12B	4B12B	4B12B	4B12B	4B12B	4B12B	4B12B	4B12B	4B12B	4B12B	4B12B	4B12B
01020		#X QUAD/LAST12MO	5B12B	5B12B	5B12B	5B12B	5B12B	5B12B	5B12B	5B12B	5B12B	5B12B	5B12B	5B12B
01020		#X QUAD/LAST12MO												
01050	68	#X BRBT/LAST12M	1B057B	1B057B	1B057B	1B057B	1B057B	1B057B	1B064B	1B064B	1B064B	1B064B	1B064B	1B064B
01050	31	#X BRBT/LAST12MO	2B13B	2B13B	2B13B	2B13B	2B13B	2B13B	2B13B	2B13B	2B13B	2B13B	2B13B	2B13B
01050	31	#X BRBT/LAST12MO	3B13B	3B13B	3B13B	3B13B	3B13B	3B13B	3B13B	3B13B	3B13B	3B13B	3B13B	3B13B
01050	31	#X BRBT/LAST12MO	4B13B	4B13B	4B13B	4B13B	4B13B	4B13B	4B13B	4B13B	4B13B	4B13B	4B13B	4B13B
01050	31	#X BRBT/LAST12MO	5B13B	5B13B	5B13B	5B13B	5B13B	5B13B	5B13B	5B13B	5B13B	5B13B	5B13B	5B13B
01050	31	#X BRBT/LAST12MO												
01080	69	#X TRQL/LAST12M	1B067B	1B067B	1B067B	1B067B	1B067B	1B067B	1B074B	1B074B	1B074B	1B074B	1B074B	1B074B
01080	32	#X TRQL/LAST12MO	2B14B	2B14B	2B14B	2B14B	2B14B	2B14B	2B14B	2B14B	2B14B	2B14B	2B14B	2B14B
01080	32	#X TRQL/LAST12MO	3B14B	3B14B	3B14B	3B14B	3B14B	3B14B	3B14B	3B14B	3B14B	3B14B	3B14B	3B14B
01080	32	#X TRQL/LAST12MO	4B14B	4B14B	4B14B	4B14B	4B14B	4B14B	4B14B	4B14B	4B14B	4B14B	4B14B	4B14B
01080	32	#X TRQL/LAST12MO	5B14B	5B14B	5B14B	5B14B	5B14B	5B14B	5B14B	5B14B	5B14B	5B14B	5B14B	5B14B
01080	32	#X TRQL/LAST12MO												
01110	77	#X "H"/LAST 12MO	1B085B	1B085B	1B085B	1B085B	1B085B	1B085B	1B092B	1B092B	1B092B	1B092B	1B092B	1B092B
01110		#X "H"/LAST 12MO	2B15B	2B15B	2B15B	2B15B	2B15B	2B15B	2B15B	2B15B	2B15B	2B15B	2B15B	2B15B
01110	32	#X "H"/LAST 12MO	3B15B	3B15B	3B15B	3B15B	3B15B	3B15B	3B15B	3B15B	3B15B	3B15B	3B15B	3B15B
01110	32	#X "H"/LAST 12MO	4B15B	4B15B	4B15B	4B15B	4B15B	4B15B	4B15B	4B15B	4B15B	4B15B	4B15B	4B15B
01110		#X "H"/LAST 12MO	5B15B	5B15B	5B15B	5B15B	5B15B	5B15B	5B15B	5B15B	5B15B	5B15B	5B15B	5B15B
01110		#X "H"/LAST 12MO												
01140	78	#X NARC/LAST12M	1B095B	1B095B	1B095B	1B095B	1B095B	1B095B	1B094B	1B094B	1B094B	1B094B	1B094B	1B094B
01140	34	#X NARC/LAST12MO	2B16B	2B16B	2B16B	2B16B	2B16B	2B16B	2B16B	2B16B	2B16B	2B16B	2B16B	2B16B
01140	34	#X NARC/LAST12MO	3B16B	3B16B	3B16B	3B16B	3B16B	3B16B	3B16B	3B16B	3B16B	3B16B	3B16B	3B16B
01140	34	#X NARC/LAST12MO	4B16B	4B16B	4B16B	4B16B	4B16B	4B16B	4B16B	4B16B	4B16B	4B16B	4B16B	4B16B
01140	34	#X NARC/LAST12MO	5B16B	5B16B	5B16B	5B16B	5B16B	5B16B	5B16B	5B16B	5B16B	5B16B	5B16B	5B16B
01140	34	#X NARC/LAST12MO												
01170	34	#X INHL/LAST12MO	2B17B	2B17B	2B17B	2B17B	2B17B	2B17B	2B17B	2B17B	2B17B	2B17B	2B17B	2B17B
01170	34	#X INHL/LAST12MO	3B17B	3B17B	3B17B	3B17B	3B17B	3B17B	3B17B	3B17B	3B17B	3B17B	3B17B	3B17B
01170	34	#X INHL/LAST12MO	4B17B	4B17B	4B17B	4B17B	4B17B	4B17B	4B17B	4B17B	4B17B	4B17B	4B17B	4B17B
01170	34	#X INHL/LAST12MO	5B17B	5B17B	5B17B	5B17B	5B17B	5B17B	5B17B	5B17B	5B17B	5B17B	5B17B	5B17B
01170		#X INHL/LAST12MO												
01182	119	#X PCP/LAST12MO				2E02B	2E02B	2E02B	2E02B	2E02B	2E02B	2E02B	2E02B	2E04B*
01185	119	#X PPRS/LAST12MO				2E03B	2E03B	2E03B	2E03B	2E03B	2E03B	2E03B	2E03B	2E05B*
02050	52	#X HASH/LAST12M	1B018B	1B018B	1B018B	1B018B	1B018B	1B018B	1B018B	1B018B	1B018B	1B018B	1B018B	1B018B
02080	53	#X MARJ/LAST12M	1B019B	1B019B	1B019B	1B019B	1B019B	1B019B	1B019B	1B019B	1B019B	1B019B	1B019B	1B019B
08520		12MO.#OCC PAINRF	3A27A	3A27A	3A27A	3A27A	3A27A	3A27A	3A27A	3A27A	3A27A	3A27A	3A27A	3A27A
08530		12MO.#OCC SLP PL	3A27B	3A27B	3A27B	3A27B	3A27B	3A27B	3A27B	3A27B	3A27B	3A27B	3A27B	3A27B
08540		12MO.#OCC AWK PL	3A27C	3A27C	3A27C	3A27C	3A27C	3A27C	3A27C	3A27C	3A27C	3A27C	3A27C	3A27C
08550		12MO.#OCC CALM P	3A27D	3A27D	3A27D	3A27D	3A27D	3A27D	3A27D	3A27D	3A27D	3A27D	3A27D	3A27D
11010	177	#X BEER/LAST12MO	4D04B	4D04B	4D04B	4D04B	4D04B	4D04B	4D11B	4D11B	4D11B	4D11B	4D11B	4D11B
11050	179	#X WINE/LAST12MO	4D06B	4D06B	4D06B	4D06B	4D06B	4D06B	4D13B	4D13B	4D13B	4D13B	4D13B	4D13B
11090	179	#X LIQR/LAST12MO	4D08B	4D08B	4D08B	4D08B	4D08B	4D08B	4D15B	4D15B	4D15B	4D15B	4D15B	4D15B
21230	61	#X DIETPILL/12M							1B046B	1B046B	1B046B	1B046B	1B046B	1B046B
21260	61	#X STA-AWAK/12M							1B047B	1B047B	1B047B	1B047B	1B047B	1B047B
21290	62	#X LOOKALIK/12M							1B048B	1B048B	1B048B	1B048B	1B048B	1B048B
22270	73	#X CRACK/LST12M												1B084B
22270	28	#X CRACK/LAST12M												2E03B
22270	28	#X CRACK/LAST12M												
22270	28	#X CRACK/LAST12M												
22270	28	#X CRACK/LAST12M												
22270	28	#X CRACK/LAST12M												
22270	28	#X CRACK/LAST12M												
22330	73	#XOTH COKE/12MO												1B085B
22330	29	#XOTH COKE/12MO												
22330	29	#XOTH COKE/12MO												
22330	29	#XOTH COKE/12MO												
22630	178	#X WIN COOL/12MO												
22670	144	#X MDMA/LAST12MO												
22700	120	#X STRD/LAST12MO												
22700	240	#X STRD/LAST12MO												
24390	30	#X ICE/LAST12MO												
24390	30	#X ICE/LAST12MO												
25030	51	#XDRUNK/LAST12M												
25030	239	#XDRUNK/LAST12MO												
25060	240	#X INJECT/LST12M												
29640	33	#X H 12M USE NDL												
29640	33	#X H 12MO USE ND												
29670	33	#X H 12M W/O NDL												

* = item text changed from previous year

QUESTION INDEX 1976-1999

263

Item Refer- ence Number	Page Loc. in this Volume	ITEM DESCRIPTION (ABBREVIATED)	QUESTIONNAIRE LOCATION											
			BY YEAR											
			(FORM, SECTION, AND QUESTION NUMBER)											
1988	1989	1990	1991	1992	1993	1994	1995	1996	1997	1998	1999			
A01b: DRUGS. Number of uses in last 12 months (continued)														
00990	63	#X AMPH/LAST12M	1B050B	1B050B	1B050B	1B050B	1B050B	1B050B	1B050B	1B050B	1B050B	1B050B	1B050B	1B050B
00990	29	#X AMPH/LAST12MO	2B11B	2B11B	2B11B	2B11B	2B11B	2B11B	2B11B	2B11B	2B11B	2B11B	2B11B	2B11B
00990	29	#X AMPH/LAST12MO	3B11B	3B11B	3B10B	3B10B	3B10B	3B10B	3B10B	3B10B	3B10B	3B10B	3B10B	3B10B
00990	29	#X AMPH/LAST12MO	4B11B	4B11B	4B10B	4B10B	4B10B	4B10B	4B10B	4B10B	4B10B	4B10B	4B10B	4B10B
00990	29	#X AMPH/LAST12MO	5B11B	5B11B	5B11B	5B11B	5B11B	5B11B	5B11B	5B11B	5B11B	5B11B	5B11B	5B11B
00990	29	#X AMPH/LAST12MO	6B10B	6B10B	6B10B	6B10B	6B10B	6B10B	6B10B	6B10B	6B10B	6B28B	6B28B	6B28B
01020	67	#X QUAD/LAST12M	1B060B	1B060B	1B060B	1B060B	1B060B	1B060B	1B060B	1B060B	1B060B	1B060B	1B060B	1B060B
01020		#X QUAD/LAST12MO	2B12B	2B12B										
01020		#X QUAD/LAST12MO	3B12B	3B12B										
01020		#X QUAD/LAST12MO	4B12B	4B12B										
01020		#X QUAD/LAST12MO	5B12B	5B12B										
01020		#X QUAD/LAST12MO	6B12B	6B12B										
01050	68	#X BRBT/LAST12M	1B064B	1B064B	1B062B	1B062B	1B062B	1B062B	1B062B	1B062B	1B062B	1B062B	1B062B	1B062B
01050	31	#X BRBT/LAST12MO	2B13B	2B13B	2B13B	2B13B	2B13B	2B13B	2B13B	2B13B	2B13B	2B13B	2B13B	2B13B
01050	31	#X BRBT/LAST12MO	3B13B	3B13B	3B13B	3B13B	3B13B	3B13B	3B13B	3B13B	3B13B	3B13B	3B13B	3B13B
01050	31	#X BRBT/LAST12MO	4B13B	4B13B	4B13B	4B13B	4B13B	4B13B	4B13B	4B13B	4B13B	4B13B	4B13B	4B13B
01050	31	#X BRBT/LAST12MO	5B13B	5B13B	5B13B	5B13B	5B13B	5B13B	5B13B	5B13B	5B13B	5B13B	5B13B	5B13B
01050	31	#X BRBT/LAST12MO	6B13B	6B13B	6B13B	6B13B	6B13B	6B13B	6B13B	6B13B	6B13B	6B31B	6B31B	6B31B
01080	69	#X TRQL/LAST12M	1B074B	1B074B	1B065B	1B065B	1B065B	1B065B	1B065B	1B065B	1B065B	1B065B	1B065B	1B065B
01080	32	#X TRQL/LAST12MO	2B14B	2B14B	2B14B	2B14B	2B14B	2B14B	2B14B	2B14B	2B14B	2B14B	2B14B	2B14B
01080	32	#X TRQL/LAST12MO	3B14B	3B14B	3B14B	3B14B	3B14B	3B14B	3B14B	3B14B	3B14B	3B14B	3B14B	3B14B
01080	32	#X TRQL/LAST12MO	4B14B	4B14B	4B14B	4B14B	4B14B	4B14B	4B14B	4B14B	4B14B	4B14B	4B14B	4B14B
01080	32	#X TRQL/LAST12MO	5B14B	5B14B	5B14B	5B14B	5B14B	5B14B	5B14B	5B14B	5B14B	5B14B	5B14B	5B14B
01080	32	#X TRQL/LAST12MO	6B14B	6B14B	6B14B	6B14B	6B14B	6B14B	6B14B	6B14B	6B14B	6B32B	6B32B	6B32B
01110	77	#X "H"/LAST 12MO	1B092B	1B092B	1B086B	1B086B	1B086B	1B086B	1B086B	1B086B	1B086B	1B086B	1B086B	1B086B
01110		#X "H"/LAST 12MO	2B15B	2B15B	2B15B	2B15B	2B15B	2B15B	2B15B	2B15B	2B15B	2B15B	2B15B	2B15B
01110	32	#X "H"/LAST 12MO	3B15B	3B15B	3B15B	3B15B	3B15B	3B15B	3B15B	3B15B	3B15B	3B15B	3B15B	3B15B
01110	32	#X "H"/LAST 12MO	4B15B	4B15B	4B15B	4B15B	4B15B	4B15B	4B15B	4B15B	4B15B	4B15B	4B15B	4B15B
01110		#X "H"/LAST 12MO	5B15B	5B15B	5B15B	5B15B	5B15B	5B15B	5B15B	5B15B	5B15B	5B15B	5B15B	5B15B
01110		#X "H"/LAST 12MO	6B15B	6B15B	6B15B	6B15B	6B15B	6B15B	6B15B	6B15B	6B15B	6B15B	6B15B	6B15B
01140	78	#X NARC/LAST12M	1B094B	1B094B	1B088B	1B088B	1B088B	1B088B	1B088B	1B088B	1B088B	1B088B	1B088B	1B088B
01140	34	#X NARC/LAST12MO	2B16B	2B16B	2B16B	2B16B	2B16B	2B16B	2B16B	2B16B	2B16B	2B16B	2B16B	2B16B
01140	34	#X NARC/LAST12MO	3B16B	3B16B	3B16B	3B16B	3B16B	3B16B	3B16B	3B16B	3B16B	3B16B	3B16B	3B16B
01140	34	#X NARC/LAST12MO	4B16B	4B16B	4B16B	4B16B	4B16B	4B16B	4B16B	4B16B	4B16B	4B16B	4B16B	4B16B
01140	34	#X NARC/LAST12MO	5B16B	5B16B	5B16B	5B16B	5B16B	5B16B	5B16B	5B16B	5B16B	5B16B	5B16B	5B16B
01140	34	#X NARC/LAST12MO	6B16B	6B16B	6B16B	6B16B	6B16B	6B16B	6B16B	6B16B	6B16B	6B35B	6B35B	6B35B
01170	34	#X INHL/LAST12MO	2B17B	2B17B	2B17B	2B17B	2B17B	2B17B	2B17B	2B17B	2B17B	2B17B	2B17B	2B17B
01170	34	#X INHL/LAST12MO	3B17B	3B17B	3B17B	3B17B	3B17B	3B17B	3B17B	3B17B	3B17B	3B17B	3B17B	3B17B
01170	34	#X INHL/LAST12MO	4B17B	4B17B	4B17B	4B17B	4B17B	4B17B	4B17B	4B17B	4B17B	4B17B	4B17B	4B17B
01170	34	#X INHL/LAST12MO	5B17B	5B17B	5B17B	5B17B	5B17B	5B17B	5B17B	5B17B	5B17B	5B17B	5B17B	5B17B
01170		#X INHL/LAST12MO	6B17B	6B17B	6B17B	6B17B	6B17B	6B17B	6B17B	6B17B	6B17B	6B36B	6B36B	6B36B
01182	119	#X PCP/LAST12MO	2E04B	2E04B	2E04B	2E04B	2E04B	2E04B	2E04B	2E04B	2E04B	2E04B	2E04B	2E04B
01185	119	#X PPRS/LAST12MO	2E05B	2E05B	2E05B	2E05B	2E05B	2E05B	2E05B	2E05B	2E05B	2E05B	2E05B	2E05B
02050	52	#X HASH/LAST12M	1B018B	1B018B	1B018B	1B018B	1B018B	1B018B	1B018B	1B018B	1B018B	1B018B	1B018B	1B018B
02080	53	#X MARJ/LAST12M	1B019B	1B019B	1B019B	1B019B	1B019B	1B019B	1B019B	1B019B	1B019B	1B019B	1B019B	1B019B
08520		12MO,#OCC PAINRF	3A27A	3A27A										
08530		12MO,#OCC SLP PL	3A27B	3A27B										
08540		12MO,#OCC AWK PL	3A27C	3A27C										
08550		12MO,#OCC CALM P	3A27D	3A27D										
11010	177	#X BEER/LAST12MO	4D11B	4D11B	4D11B	4D11B	4D11B	4D11B	4D11B	4D11B	4D11B	4D11B	4D11B	4D11B
11050	179	#X WINE/LAST12MO	4D15B	4D15B	4D15B	4D15B	4D15B	4D15B	4D15B	4D15B	4D15B	4D15B	4D15B	4D15B
11090	179	#X LIQR/LAST12MO	4D17B	4D17B	4D17B	4D17B	4D17B	4D17B	4D17B	4D17B	4D17B	4D17B	4D17B	4D17B
21230	61	#X DIETPILL/12M	1B046B	1B046B	1B046B	1B046B	1B046B	1B046B	1B046B	1B046B	1B046B	1B046B	1B046B	1B046B
21260	61	#X STA-AWAK/12M	1B047B	1B047B	1B047B	1B047B	1B047B	1B047B	1B047B	1B047B	1B047B	1B047B	1B047B	1B047B
21290	62	#X LOOKALIK/12M	1B048B	1B048B	1B048B	1B048B	1B048B	1B048B	1B048B	1B048B	1B048B	1B048B	1B048B	1B048B
22270	73	#X CRACK/LST12M	1B084B	1B084B	1B075B	1B075B	1B075B	1B075B	1B075B	1B075B	1B075B	1B075B	1B075B	1B075B
22270	28	#X CRACK/LAST12M	2E03B	2E03B	2E03B	2E03B	2E03B	2E03B	2E03B	2E03B	2E03B	2E03B	2E03B	2E03B
22270	28	#X CRACK/LAST12M			3B11B	3B11B	3B11B	3B11B	3B11B	3B11B	3B11B	3B11B	3B11B	3B11B
22270	28	#X CRACK/LAST12M			4B11B	4B11B	4B11B	4B11B	4B11B	4B11B	4B11B	4B11B	4B11B	4B11B
22270	28	#X CRACK/LAST12M			5E06B	5E06B	5E06B	5E06B	5E06B	5E06B	5E06B	5E06B	5E06B	5E06B
22270	28	#X CRACK/LAST12M			6B11B	6B11B	6B11B	6B11B	6B11B	6B11B	6B11B	6B29B	6B29B	6B29B
22330	73	#XOTH COKE/12MO	1B085B	1B085B	1B076B	1B076B	1B076B	1B076B	1B076B	1B076B	1B076B	1B076B	1B076B	1B076B
22330	29	#XOTH COKE/12MO			3B12B	3B12B	3B12B	3B12B	3B12B	3B12B	3B12B	3B12B	3B12B	3B12B
22330	29	#XOTH COKE/12MO			4B12B	4B12B	4B12B	4B12B	4B12B	4B12B	4B12B	4B12B	4B12B	4B12B
22330	29	#XOTH COKE/12MO			6B12B	6B12B	6B12B	6B12B	6B12B	6B12B	6B12B	6B30B	6B30B	6B30B
22630	178	#X WIN COOL/12MO	4D13B	4D13B	4D13B	4D13B	4D13B	4D13B	4D13B	4D13B	4D13B	4D13B	4D13B	4D13B
22670	144	#X MDMA/LAST12MO										3B18B	3B18B	3B18B
22700	120	#X STRD/LAST12MO				2E06B	2E06B	2E06B	2E06B	2E06B	2E06B	2E06B	2E06B	2E06B
22700	240	#X STRD/LAST12MO		6D02B	6D02B	6D03B	6D03B	6D03						

Item Reference Number	Page Loc. in this Volume	ITEM DESCRIPTION (ABBREVIATED)	QUESTIONNAIRE LOCATION BY YEAR (FORM, SECTION, AND QUESTION NUMBER)											
			1976	1977	1978	1979	1980	1981	1982	1983	1984	1985	1986	1987

A01b: DRUGS. Number of uses in last 12 months (continued)

29670	33	#X H 12M W/O NDL												
29670	33	#X H 12M W/O NDL												
29780	171	#X ROHYPNOL/12MO												
30810		#X METHAMPH/12MO												
30810		#X METHAMPH/12MO												

A01c: DRUGS. Number of uses in last 30 days

00780	46	#CIGS SMKD/30DA	1B003	1B003	1B003	1B003	1B003	1B003	1B003	1B003	1B003	1B003	1B003	1B002
00780	24	#CIGS SMKD/30DAY	2B02	2B02	2B02	2B02	2B02	2B02	2B02	2B02	2B02	2B02	2B02	2B02
00780	24	#CIGS SMKD/30DAY	3B02	3B02	3B02	3B02	3B02	3B02	3B02	3B02	3B02	3B02	3B02	3B02
00780	24	#CIGS SMKD/30DAY	4B02	4B02	4B02	4B02	4B02	4B02	4B02	4B02	4B02	4B02	4B02	4B02
00780	24	#CIGS SMKD/30DAY	5B02	5B02	5B02	5B02	5B02	5B02	5B02	5B02	5B02	5B02	5B02	5B02
00780	24	#CIGS SMKD/30DAY												
00830	48	#X DRNK/LAST30D	1B007C	1B007C	1B007C	1B007C	1B007C	1B007C	1B007C	1B007C	1B007C	1B007C	1B007C	1B007C
00830	25	#X DRNK/LAST30DA	2B04C	2B04C	2B04C	2B04C	2B04C	2B04C	2B04C	2B04C	2B04C	2B04C	2B04C	2B04C
00830	25	#X DRNK/LAST30DA	3B04C	3B04C	3B04C	3B04C	3B04C	3B04C	3B04C	3B04C	3B04C	3B04C	3B04C	3B04C
00830	25	#X DRNK/LAST30DA	4B04C	4B04C	4B04C	4B04C	4B04C	4B04C	4B04C	4B04C	4B04C	4B04C	4B04C	4B04C
00830	25	#X DRNK/LAST30DA	5B04C	5B04C	5B04C	5B04C	5B04C	5B04C	5B04C	5B04C	5B04C	5B04C	5B04C	5B04C
00830	25	#X DRNK/LAST30DA												
00880	26	#XMJ+HS/LAST30DA	2B07C	2B07C	2B07C	2B07C	2B07C	2B07C	2B07C	2B07C	2B07C	2B07C	2B07C	2B07C
00880	26	#XMJ+HS/LAST30DA	3B07C	3B07C	3B07C	3B07C	3B07C	3B07C	3B07C	3B07C	3B07C	3B07C	3B07C	3B07C
00880	26	#XMJ+HS/LAST30DA	4B07C	4B07C	4B07C	4B07C	4B07C	4B07C	4B07C	4B07C	4B07C	4B07C	4B07C	4B07C
00880	26	#XMJ+HS/LAST30DA	5B07C	5B07C	5B07C	5B07C	5B07C	5B07C	5B07C	5B07C	5B07C	5B07C	5B07C	5B07C
00880	26	#XMJ+HS/LAST30DA												
00910	57	#X LSD/LAST 30D	1B029C	1B029C	1B029C	1B029C	1B029C	1B029C	1B033C	1B033C	1B033C	1B033C	1B033C	1B033C
00910	27	#X LSD/LAST 30DA	2B08C	2B08C	2B08C	2B08C	2B08C	2B08C	2B08C	2B08C	2B08C	2B08C	2B08C	2B08C
00910	27	#X LSD/LAST 30DA	3B08C	3B08C	3B08C	3B08C	3B08C	3B08C	3B08C	3B08C	3B08C	3B08C	3B08C	3B08C
00910	27	#X LSD/LAST 30DA	4B08C	4B08C	4B08C	4B08C	4B08C	4B08C	4B08C	4B08C	4B08C	4B08C	4B08C	4B08C
00910	27	#X LSD/LAST 30DA	5B08C	5B08C	5B08C	5B08C	5B08C	5B08C	5B08C	5B08C	5B08C	5B08C	5B08C	5B08C
00910	27	#X LSD/LAST 30DA												
00940	60	#X PSYD/LAST30D	1B038C	1B038C	1B038C	1B038C	1B038C	1B038C	1B042C	1B042C	1B042C	1B042C	1B042C	1B042C
00940	27	#X PSYD/LAST30DA	2B09C	2B09C	2B09C	2B09C	2B09C	2B09C	2B09C	2B09C	2B09C	2B09C	2B09C	2B09C
00940	27	#X PSYD/LAST30DA	3B09C	3B09C	3B09C	3B09C	3B09C	3B09C	3B09C	3B09C	3B09C	3B09C	3B09C	3B09C
00940	27	#X PSYD/LAST30DA	4B09C	4B09C	4B09C	4B09C	4B09C	4B09C	4B09C	4B09C	4B09C	4B09C	4B09C	4B09C
00940	27	#X PSYD/LAST30DA	5B09C	5B09C	5B09C	5B09C	5B09C	5B09C	5B09C	5B09C	5B09C	5B09C	5B09C	5B09C
00940	27	#X PSYD/LAST30DA												
00970	28	#X COKE/LAST30DA	1B076C	1B076C	1B076C	1B076C	1B076C	1B076C	1B083C	1B083C	1B083C	1B083C	1B083C	1B083C
00970	28	#X COKE/LAST30DA	2B10C	2B10C	2B10C	2B10C	2B10C	2B10C	2B10C	2B10C	2B10C	2B10C	2B10C	2B10C
00970	28	#X COKE/LAST30DA	3B10C	3B10C	3B10C	3B10C	3B10C	3B10C	3B10C	3B10C	3B10C	3B10C	3B10C	3B10C
00970	28	#X COKE/LAST30DA	4B10C	4B10C	4B10C	4B10C	4B10C	4B10C	4B10C	4B10C	4B10C	4B10C	4B10C	4B10C
00970	28	#X COKE/LAST30DA	5B10C	5B10C	5B10C	5B10C	5B10C	5B10C	5B10C	5B10C	5B10C	5B10C	5B10C	5B10C
00970	28	#X COKE/LAST30DA												
01000	63	#X AMPH/LAST30D	1B043C	1B043C	1B043C	1B043C	1B043C	1B043C	1B050C*	1B050C	1B050C	1B050C	1B050C	1B050C
01000	30	#X AMPH/LAST30DA	2B11C	2B11C	2B11C	2B11C	2B11C	2B11C	2B11C*	2B11C	2B11C	2B11C	2B11C	2B11C
01000	30	#X AMPH/LAST30DA	3B11C	3B11C	3B11C	3B11C	3B11C	3B11C	3B11C	3B11C	3B11C	3B11C	3B11C	3B11C
01000	30	#X AMPH/LAST30DA	4B11C	4B11C	4B11C	4B11C	4B11C	4B11C	4B11C*	4B11C	4B11C	4B11C	4B11C	4B11C
01000	30	#X AMPH/LAST30DA	5B11C	5B11C	5B11C	5B11C	5B11C	5B11C	5B11C	5B11C	5B11C	5B11C	5B11C	5B11C
01000	30	#X AMPH/LAST30DA												
01030	67	#X QUAD/LAST30D	1B053C	1B053C	1B053C	1B053C	1B053C	1B053C	1B060C	1B060C	1B060C	1B060C	1B060C	1B060C
01030	67	#X QUAD/LAST30DA	2B12C	2B12C	2B12C	2B12C	2B12C	2B12C	2B12C	2B12C	2B12C	2B12C	2B12C	2B12C
01030	67	#X QUAD/LAST30DA	3B12C	3B12C	3B12C	3B12C	3B12C	3B12C	3B12C	3B12C	3B12C	3B12C	3B12C	3B12C
01030	67	#X QUAD/LAST30DA	4B12C	4B12C	4B12C	4B12C	4B12C	4B12C	4B12C	4B12C	4B12C	4B12C	4B12C	4B12C
01030	67	#X QUAD/LAST30DA	5B12C	5B12C	5B12C	5B12C	5B12C	5B12C	5B12C	5B12C	5B12C	5B12C	5B12C	5B12C
01030	67	#X QUAD/LAST30DA												
01060	68	#X BRBT/LAST30D	1B057C	1B057C	1B057C	1B057C	1B057C	1B057C	1B064C	1B064C	1B064C	1B064C	1B064C	1B064C
01060	31	#X BRBT/LAST30DA	2B13C	2B13C	2B13C	2B13C	2B13C	2B13C	2B13C	2B13C	2B13C	2B13C	2B13C	2B13C
01060	31	#X BRBT/LAST30DA	3B13C	3B13C	3B13C	3B13C	3B13C	3B13C	3B13C	3B13C	3B13C	3B13C	3B13C	3B13C
01060	31	#X BRBT/LAST30DA	4B13C	4B13C	4B13C	4B13C	4B13C	4B13C	4B13C	4B13C	4B13C	4B13C	4B13C	4B13C
01060	31	#X BRBT/LAST30DA	5B13C	5B13C	5B13C	5B13C	5B13C	5B13C	5B13C	5B13C	5B13C	5B13C	5B13C	5B13C
01060	31	#X BRBT/LAST30DA												
01090	69	#X TRQL/LAST30D	1B067C	1B067C	1B067C	1B067C	1B067C	1B067C	1B074C	1B074C	1B074C	1B074C	1B074C	1B074C
01090	32	#X TRQL/LAST30DA	2B14C	2B14C	2B14C	2B14C	2B14C	2B14C	2B14C	2B14C	2B14C	2B14C	2B14C	2B14C
01090	32	#X TRQL/LAST30DA	3B14C	3B14C	3B14C	3B14C	3B14C	3B14C	3B14C	3B14C	3B14C	3B14C	3B14C	3B14C
01090	32	#X TRQL/LAST30DA	4B14C	4B14C	4B14C	4B14C	4B14C	4B14C	4B14C	4B14C	4B14C	4B14C	4B14C	4B14C
01090	32	#X TRQL/LAST30DA	5B14C	5B14C	5B14C	5B14C	5B14C	5B14C	5B14C	5B14C	5B14C	5B14C	5B14C	5B14C
01090	32	#X TRQL/LAST30DA												
01120	77	#X "H"/LAST 30D	1B085C	1B085C	1B085C	1B085C	1B085C	1B085C	1B092C	1B092C	1B092C	1B092C	1B092C	1B092C
01120	77	#X "H"/LAST 30DA	2B15C	2B15C	2B15C	2B15C	2B15C	2B15C	2B15C	2B15C	2B15C	2B15C	2B15C	2B15C
01120	32	#X "H"/LAST 30DA	3B15C	3B15C	3B15C	3B15C	3B15C	3B15C	3B15C	3B15C	3B15C	3B15C	3B15C	3B15C
01120	32	#X "H"/LAST 30DA	4B15C	4B15C	4B15C	4B15C	4B15C	4B15C	4B15C	4B15C	4B15C	4B15C	4B15C	4B15C
01120	32	#X "H"/LAST 30DA	5B15C	5B15C	5B15C	5B15C	5B15C	5B15C	5B15C	5B15C	5B15C	5B15C	5B15C	5B15C
01120	32	#X "H"/LAST 30DA												
01150	78	#X NARC/LAST30D	1B095C	1B095C	1B095C	1B095C	1B095C	1B095C	1B094C	1B094C	1B094C	1B094C	1B094C	1B094C
01150	34	#X NARC/LAST30DA	2B16C	2B16C	2B16C	2B16C	2B16C	2B16C	2B16C	2B16C	2B16C	2B16C	2B16C	2B16C
01150	34	#X NARC/LAST30DA	3B16C	3B16C	3B16C	3B16C	3B16C	3B16C	3B16C	3B16C	3B16C	3B16C	3B16C	3B16C
01150	34	#X NARC/LAST30DA	4B16C	4B16C	4B16C	4B16C	4B16C	4B16C	4B16C	4B16C	4B16C	4B16C	4B16C	4B16C
01150	34	#X NARC/LAST30DA	5B16C	5B16C	5B16C	5B16C	5B16C	5B16C	5B16C	5B16C	5B16C	5B16C	5B16C	5B16C
01150	34	#X NARC/LAST30DA												

* = item text changed from previous year

Item Reference Number	Page Loc. in this Volume	ITEM DESCRIPTION (ABBREVIATED)	QUESTIONNAIRE LOCATION BY YEAR (FORM, SECTION, AND QUESTION NUMBER)												
			1988	1989	1990	1991	1992	1993	1994	1995	1996	1997	1998	1999	

A01b: DRUGS. Number of uses in last 12 months (continued)

29670	33	#X H 12M W/O NDL								5B16B	5B16B	5B16B	5B16B	5B16B
29670	33	#X H 12M W/O NDL								6B17B	6B17B	6B34B	6B34B	6B34B
29780	171	#X ROHYPNOL/12MO									4B18B	4B18B	4B18B	4B18B
30810		#X METHAMPH/12MO											4B17B	4B17B
30810		#X METHAMPH/12MO											6B36B	6B36B

A01c: DRUGS. Number of uses in last 30 days

00780	46	#CIGS SMKD/30DA	1B002	1B002	1B002	1B002	1B002	1B002	1B002	1B002	1B002	1B002	1B002	1B002
00780	24	#CIGS SMKD/30DAY	2B02	2B02	2B02	2B02	2B02	2B02	2B02	2B02	2B02	2B02	2B02	2B02
00780	24	#CIGS SMKD/30DAY	3B02	3B02	3B02	3B02	3B02	3B02	3B02	3B02	3B02	3B02	3B02	3B02
00780	24	#CIGS SMKD/30DAY	4B02	4B02	4B02	4B02	4B02	4B02	4B02	4B02	4B02	4B02	4B02	4B02
00780	24	#CIGS SMKD/30DAY	5B02	5B02	5B02	5B02	5B02	5B02	5B02	5B02	5B02	5B02	5B02	5B02
00780	24	#CIGS SMKD/30DAY		6B02	6B02	6B02	6B02B	6B02B	6B02B	6B02B	6B02B	6B02	6B02	6B02
00830	48	#X DRNK/LAST30D	1B007C	1B007C	1B007C	1B007C	1B007C	1B007C	1B007C*	1B007C	1B007C	1B007C	1B007C	1B007C
00830	25	#X DRNK/LAST30DA	2B04C	2B04C	2B04C	2B04C	2B04C	2B04C	2B04C*	2B04C	2B04C	2B04C	2B04C	2B04C
00830	25	#X DRNK/LAST30DA	3B04C	3B04C	3B04C	3B04C	3B04C	3B04C	3B04C*	3B04C	3B04C	3B04C	3B04C	3B04C
00830	25	#X DRNK/LAST30DA	4B04C	4B04C	4B04C	4B04C	4B04C	4B04C	4B04C*	4B04C	4B04C	4B04C	4B04C	4B04C
00830	25	#X DRNK/LAST30DA	5B04C	5B04C	5B04C	5B04C	5B04C	5B04C*	5B04C	5B04C	5B04C	5B04C	5B04C	5B04C
00830	25	#X DRNK/LAST30DA		6B04C	6B04C	6B04C	6B04C	6B04C*	6B04C	6B04C	6B04C	6B22C	6B22C	6B22C
00880	26	#XMJ+HS/LAST30DA	2B07C	2B07C	2B07C	2B07C	2B07C	2B07C	2B07C	2B07C	2B07C	2B07C	2B07C	2B07C
00880	26	#XMJ+HS/LAST30DA	3B07C	3B07C	3B07C	3B07C	3B07C	3B07C	3B07C	3B07C	3B07C	3B07C	3B07C	3B07C
00880	26	#XMJ+HS/LAST30DA	4B07C	4B07C	4B07C	4B07C	4B07C	4B07C	4B07C	4B07C	4B07C	4B07C	4B07C	4B07C
00880	26	#XMJ+HS/LAST30DA	5B07C	5B07C	5B07C	5B07C	5B07C	5B07C	5B07C	5B07C	5B07C	5B07C	5B07C	5B07C
00880	26	#XMJ+HS/LAST30DA		6B07C	6B07C	6B07C	6B07C	6B07C	6B07C	6B07C	6B07C	6B25C	6B25C	6B25C
00910	57	#X LSD/LAST 30D	1B033C	1B033C	1B033C	1B033C	1B033C	1B033C	1B033C	1B033C	1B033C	1B033C	1B033C	1B033C
00910	27	#X LSD/LAST 30DA	2B08C	2B08C	2B08C	2B08C	2B08C	2B08C	2B08C	2B08C	2B08C	2B08C	2B08C	2B08C
00910	27	#X LSD/LAST 30DA	3B08C	3B08C	3B08C	3B08C	3B08C	3B08C	3B08C	3B08C	3B08C	3B08C	3B08C	3B08C
00910	27	#X LSD/LAST 30DA	4B08C	4B08C	4B08C	4B08C	4B08C	4B08C	4B08C	4B08C	4B08C	4B08C	4B08C	4B08C
00910	27	#X LSD/LAST 30DA	5B08C	5B08C	5B08C	5B08C	5B08C	5B08C	5B08C	5B08C	5B08C	5B08C	5B08C	5B08C
00910	27	#X LSD/LAST 30DA		6B08C	6B08C	6B08C	6B08C	6B08C	6B08C	6B08C	6B08C	6B26C	6B26C	6B26C
00940	60	#X PSYD/LAST30D	1B042C	1B042C	1B042C	1B042C	1B042C	1B042C	1B042C	1B042C	1B042C	1B042C	1B042C	1B042C
00940	27	#X PSYD/LAST30DA	2B09C	2B09C	2B09C	2B09C	2B09C	2B09C	2B09C	2B09C	2B09C	2B09C	2B09C	2B09C
00940	27	#X PSYD/LAST30DA	3B09C	3B09C	3B09C	3B09C	3B09C	3B09C	3B09C	3B09C	3B09C	3B09C	3B09C	3B09C
00940	27	#X PSYD/LAST30DA	4B09C	4B09C	4B09C	4B09C	4B09C	4B09C	4B09C	4B09C	4B09C	4B09C	4B09C	4B09C
00940	27	#X PSYD/LAST30DA	5B09C	5B09C	5B09C	5B09C	5B09C	5B09C	5B09C	5B09C	5B09C	5B09C	5B09C	5B09C
00940	27	#X PSYD/LAST30DA		6B09C	6B09C	6B09C	6B09C	6B09C	6B09C	6B09C	6B09C	6B27C	6B27C	6B27C
00970	28	#X COKE/LAST30DA	2B10C	2B10C	2B10C	2B10C	2B10C	2B10C	2B10C	2B10C	2B10C	2B10C	2B10C	2B10C
00970		#X COKE/LAST30DA	3B10C	3B10C										
00970		#X COKE/LAST30DA	4B10C	4B10C										
00970	28	#X COKE/LAST30DA	5B10C	5B10C	5B10C	5B10C	5B10C	5B10C	5B10C	5B10C	5B10C	5B10C	5B10C	5B10C
00970		#X COKE/LAST30DA		6B10C										
01000	63	#X AMPH/LAST30D	1B050C	1B050C	1B050C	1B050C	1B050C	1B050C	1B050C	1B050C	1B050C	1B050C	1B050C	1B050C
01000	30	#X AMPH/LAST30DA	2B11C	2B11C	2B11C	2B11C	2B11C	2B11C	2B11C	2B11C	2B11C	2B11C	2B11C	2B11C
01000	30	#X AMPH/LAST30DA	3B11C	3B11C	3B10C	3B10C	3B10C	3B10C	3B10C	3B10C	3B10C	3B10C	3B10C	3B10C
01000	30	#X AMPH/LAST30DA	4B11C	4B11C	4B10C	4B10C	4B10C	4B10C	4B10C	4B10C	4B10C	4B10C	4B10C	4B10C
01000	30	#X AMPH/LAST30DA	5B11C	5B11C	5B11C	5B11C	5B11C	5B11C	5B11C	5B11C	5B11C	5B11C	5B11C	5B11C
01000	30	#X AMPH/LAST30DA		6B11C	6B10C	6B10C	6B10C	6B10C	6B10C	6B10C	6B10C	6B28C	6B28C	6B28C
01030	67	#X QUAD/LAST30D	1B060C	1B060C	1B060C	1B060C	1B060C	1B060C	1B060C	1B060C	1B060C	1B060C	1B060C	1B060C
01030		#X QUAD/LAST30DA	2B12C	2B12C										
01030		#X QUAD/LAST30DA	3B12C	3B12C										
01030		#X QUAD/LAST30DA	4B12C	4B12C										
01030		#X QUAD/LAST30DA	5B12C	5B12C										
01030		#X QUAD/LAST30DA		6B12C										
01060	68	#X BRBT/LAST30D	1B064C	1B064C	1B062C	1B062C	1B062C	1B062C	1B062C	1B062C	1B062C	1B062C	1B062C	1B062C
01060	31	#X BRBT/LAST30DA	2B13C	2B13C	2B13C	2B13C	2B13C	2B13C	2B13C	2B13C	2B13C	2B13C	2B13C	2B13C
01060	31	#X BRBT/LAST30DA	3B13C	3B13C	3B13C	3B13C	3B13C	3B13C	3B13C	3B13C	3B13C	3B13C	3B13C	3B13C
01060	31	#X BRBT/LAST30DA	4B13C	4B13C	4B13C	4B13C	4B13C	4B13C	4B13C	4B13C	4B13C	4B13C	4B13C	4B13C
01060	31	#X BRBT/LAST30DA	5B13C	5B13C	5B13C	5B13C	5B13C	5B13C	5B13C	5B13C	5B13C	5B13C	5B13C	5B13C
01060	31	#X BRBT/LAST30DA		6B13C	6B13C	6B13C	6B13C	6B13C	6B13C	6B13C	6B13C	6B31C	6B31C	6B31C
01090	69	#X TRQL/LAST30D	1B074C	1B074C	1B065C	1B065C	1B065C	1B065C	1B065C	1B065C	1B065C	1B065C	1B065C	1B065C
01090	32	#X TRQL/LAST30DA	2B14C	2B14C	2B14C	2B14C	2B14C	2B14C	2B14C	2B14C	2B14C	2B14C	2B14C	2B14C
01090	32	#X TRQL/LAST30DA	3B14C	3B14C	3B14C	3B14C	3B14C	3B14C	3B14C	3B14C	3B14C	3B14C	3B14C	3B14C
01090	32	#X TRQL/LAST30DA	4B14C	4B14C	4B14C	4B14C	4B14C	4B14C	4B14C	4B14C	4B14C	4B14C	4B14C	4B14C
01090	32	#X TRQL/LAST30DA	5B14C	5B14C	5B14C	5B14C	5B14C	5B14C	5B14C	5B14C	5B14C	5B14C	5B14C	5B14C
01090	32	#X TRQL/LAST30DA		6B14C	6B14C	6B14C	6B14C	6B14C	6B14C	6B14C	6B14C	6B32C	6B32C	6B32C
01120	77	#X "H"/LAST 30D	1B092C	1B092C	1B086C	1B086C	1B086C	1B086C	1B086C	1B086C	1B086C	1B086C	1B086C	1B086C
01120		#X "H"/LAST 30DA	2B15C	2B15C	2B15C	2B15C	2B15C	2B15C	2B15C	2B15C	2B15C	2B15C	2B15C	2B15C
01120	32	#X "H"/LAST 30DA	3B15C	3B15C	3B15C	3B15C	3B15C	3B15C	3B15C	3B15C	3B15C	3B15C	3B15C	3B15C
01120	32	#X "H"/LAST 30DA	4B15C	4B15C	4B15C	4B15C	4B15C	4B15C	4B15C	4B15C	4B15C	4B15C	4B15C	4B15C
01120		#X "H"/LAST 30DA	5B15C	5B15C	5B15C	5B15C	5B15C	5B15C	5B15C	5B15C	5B15C	5B15C	5B15C	5B15C
01120		#X "H"/LAST 30DA		6B15C	6B15C	6B15C	6B15C	6B15C	6B15C	6B15C	6B15C	6B15C	6B15C	6B15C
01150	78	#X NARC/LAST30D	1B094C	1B094C	1B088C	1B088C	1B088C	1B088C	1B088C	1B088C	1B088C	1B088C	1B088C	1B088C
01150	34	#X NARC/LAST30DA	2B16C	2B16C	2B16C	2B16C	2B16C	2B16C	2B16C	2B16C	2B16C	2B16C	2B16C	2B16C
01150	34	#X NARC/LAST30DA	3B16C	3B16C	3B16C	3B16C	3B16C	3B16C	3B16C	3B16C	3B16C	3B16C	3B16C	3B16C
01150	34	#X NARC/LAST30DA	4B16C	4B16C	4B16C	4B16C	4B16C	4B16C	4B16C	4B16C	4B16C	4B16C	4B16C	4B16C
01150	34	#X NARC/LAST30DA	5B16C	5B16C	5B16C	5B16C	5B16C	5B16C	5B16C	5B16C	5B16C	5B16C	5B16C	5B16C
01150	34	#X NARC/LAST30DA		6B16C	6B16C	6B16C	6B16C	6B16C	6B16C	6B16C	6B16C	6B35C	6B35C	6B35C

*=item text changed from previous year

MONITORING THE FUTURE

Item Refer- ence Number	Page Loc. in this Volume	ITEM DESCRIPTION (ABBREVIATED)	QUESTIONNAIRE LOCATION											
			BY YEAR											
			(FORM, SECTION, AND QUESTION NUMBER)											
			1976	1977	1978	1979	1980	1981	1982	1983	1984	1985	1986	1987

A01c: DRUGS. Number of uses in last 30 days (continued)

01180	34	#X INHL/LAST30DA	2B17C	2B17C	2B17C	2B17C	2B17C	2B17C	2B17C	2B17C	2B17C	2B17C	2B17C	2B17C
01180	34	#X INHL/LAST30DA	3B17C	3B17C	3B17C	3B17C	3B17C	3B17C	3B17C	3B17C	3B17C	3B17C	3B17C	3B17C
01180		#X INHL/LAST30DA	4B17C	4B17C	4B17C	4B17C	4B17C	4B17C	4B17C	4B17C	4B17C	4B17C	4B17C	4B17C
01180	34	#X INHL/LAST30DA	5B17C	5B17C	5B17C	5B17C	5B17C	5B17C	5B17C	5B17C	5B17C	5B17C	5B17C	5B17C
01180		#X INHL/LAST30DA												
01183	119	#X PCP/LAST30DA				2E02C	2E02C	2E02C	2E02C	2E02C	2E02C	2E02C	2E02C	2E04C*
01186	119	#X PPRS/LAST30DA				2E03C	2E03C	2E03C	2E03C	2E03C	2E03C	2E03C	2E03C	2E05C*
02060	52	#X HASH/LAST30D	1B018C	1B018C	1B018C	1B018C	1B018C	1B018C	1B018C	1B018C	1B018C	1B018C	1B018C	1B018C
02090	53	#X MARJ/LAST30D	1B019C	1B019C	1B019C	1B019C	1B019C	1B019C	1B019C	1B019C	1B019C	1B019C	1B019C	1B019C
11020	177	#X BEER/LAST30DA	4D04C	4D04C	4D04C	4D04C	4D04C	4D04C	4D04C	4D11C	4D11C	4D11C	4D11C	4D11C
11060	179	#X WINE/LAST30DA	4D06C	4D06C	4D06C	4D06C	4D06C	4D06C	4D13C	4D13C	4D13C	4D13C	4D13C	4D13C
11100	179	#X LIQR/LAST30DA	4D08C	4D08C	4D08C	4D08C	4D08C	4D08C	4D15C	4D15C	4D15C	4D15C	4D15C	4D15C
21240	61	#X DIETPILL/30D							1B046C	1B046C	1B046C	1B046C	1B046C	1B046C
21270	62	#X STA-AWAK/30D							1B047C	1B047C	1B047C	1B047C	1B047C	1B047C
21300	62	#X LOOKALIK/30D							1B048C	1B048C	1B048C	1B048C	1B048C	1B048C
22240		#X SMKLESS/30 DA											3E01B	3E01B
22240	233	#X SMKLESS/30 DA												
22280	73	#X CRACK/LST30D												1B084C
22280	28	#X CRACK/LAST30D												2E03C
22280	28	#X CRACK/LAST30D												
22280	28	#X CRACK/LAST30D												
22340	73	#XOTH COKE/30DA												1B085C
22340	29	#XOTH COKE/30DA												
22340	29	#XOTH COKE/30DA												
22640	178	#X WIN COOL/30DA												
22680	144	#X MDMA/LAST30DA												
22710	120	#X STRD/LAST30DA												
22710	240	#X STRD/LAST30DA												
24400	30	#X ICE/LAST30DA												
24400	30	#X ICE/LAST30DA												
25040	52	#XDRUNK/LAST30D												
25040	239	#XDRUNK/LAST30DA												
25070	241	#X INJECT/LST30D												
29650	33	#X H 30D USE NDL												
29650	33	#X H 30D USE NDL												
29650	33	#X H 30D USE NDL												
29680	33	#X H 30D W/O NDL												
29680	33	#X H 30D W/O NDL												
29680	33	#X H 30D W/O NDL												
29790	172	#X ROHYPNOL/30DA												
30820		#X METHAMPH/30DA												
30820		#X METHAMPH/30DA												

A01d: DRUGS. Quantity used

00781	46	#CIG/DAY-30DAYS												1B003
00782		#CIG/PACK												1B004
00850	50	5+DRK ROW/LST 2	1B012	1B012	1B012	1B012	1B012	1B012	1B012	1B012	1B012	1B012	1B012	1B012
00850	26	5+DRK ROW/LST 2W	2B06	2B06	2B06	2B06	2B06	2B06	2B06	2B06	2B06	2B06	2B06	2B06
00850	26	5+DRK ROW/LST 2W	3B06	3B06	3B06	3B06	3B06	3B06	3B06	3B06	3B06	3B06	3B06	3B06
00850	26	5+DRK ROW/LST 2W	4B06	4B06	4B06	4B06	4B06	4B06	4B06	4B06	4B06	4B06	4B06	4B06
00850	26	5+DRK ROW/LST 2W	5B06	5B06	5B06	5B06	5B06	5B06	5B06	5B06	5B06	5B06	5B06	5B06
00850	26	5+DRK ROW/LST 2W												
01990	51	#X/2W,3-4 DR RW	1B013	1B013	1B013	1B013	1B013	1B013	1B013	1B013	1B013	1B013	1B013	1B013
02000	51	#X/2WK,2 DRK RW	1B014	1B014	1B014	1B014	1B014	1B014	1B014	1B014	1B014	1B014	1B014A	1B014A
02010	51	#X/2WK,JST 1DRK	1B015	1B015	1B015	1B015	1B015	1B015	1B015	1B015	1B015	1B015	1B014B	1B014B
02360	55	JOINT/DA LST MO	1B025	1B025	1B025	1B025	1B025	1B025	1B025	1B025	1B025	1B025	1B025	1B025
02370	55	OZS.MJ LST MO/6	1B026	1B026	1B026	1B026	1B026	1B026	1B026	1B026	1B026	1B026	1B026	1B026
11030	178	5+BR/LST2WK,10+X	4D05	4D05	4D05	4D05	4D05	4D05	4D12	4D12	4D12	4D12	4D12	4D12
11070	179	#X 20OZ+ WN/2 WK	4D07	4D07	4D07	4D07	4D07	4D07	4D14	4D14	4D14	4D14	4D14	4D14
11110	180	#X 5+LIQ/LST 2WK	4D09	4D09	4D09	4D09	4D09	4D09	4D16	4D16	4D16	4D16	4D16	4D16
21100		#CANS COLA/DAY												
21110		#CUPS COFFEE/DAY												
21120		#CUPS TEA/DAY												
21130		#12OZ CAF DRK/DA												
21140		#12OZ OTH DRK/DA							5E09	5E09				
21150		#CUPS COFFEE/DA							5E10	5E10				
21160		#CUPS OF TEA/DAY							5E11	5E11				
21170		#CUPS DECAFF/DAY							5E12	5E12				
22650	178	5+WINCOOL/LST2WK												

A01e: DRUGS. How high? (How often?)

00840	25	#X DRK ENF FL HI	2B05	2B05	2B05	2B05	2B05	2B05	2B05	2B05	2B05	2B05	2B05	2B05
00840	25	#X DRK ENF FL HI	3B05	3B05	3B05	3B05	3B05	3B05	3B05	3B05	3B05	3B05	3B05	3B05
00840	25	#X DRK ENF FL HI	4B05	4B05	4B05	4B05	4B05	4B05	4B05	4B05	4B05	4B05	4B05	4B05

* = item text changed from previous year

Item Refer- ence Number	Page Loc. in this Volume	ITEM DESCRIPTION (ABBREVIATED)	QUESTIONNAIRE LOCATION BY YEAR (FORM, SECTION, AND QUESTION NUMBER)											
			1988	1989	1990	1991	1992	1993	1994	1995	1996	1997	1998	1999

A01c: DRUGS. Number of uses in last 30 days (continued)

01180	34	#X INHL/LAST30DA	2B17C	2B17C	2B17C	2B17C	2B17C	2B17C	2B17C	2B17C	2B18C	2B18C	2B18C	2B18C
01180	34	#X INHL/LAST30DA	3B17C	3B17C	3B17C	3B17C	3B17C	3B17C	3B17C	3B17C	3B17C	3B17C	3B17C	3B17C
01180		#X INHL/LAST30DA	4B17C	4B17C	4B17C	4B17C	4B17C	4B17C	4B17C	4B17C	4B17C	4B17C	4B17C	4B17C
01180	34	#X INHL/LAST30DA	5B17C	5B17C	5B17C	5B17C	5B17C	5B17C	5B17C	5B17C	5B18C	5B18C	5B18C	5B18C
01180		#X INHL/LAST30DA		6B17C	6B17C	6B17C	6B17C	6B17C	6B17C	6B17C	6B18C	6B18C	6B36C	6B36C
01183	119	#X PCP/LAST30DA	2E04C	2E04C	2E04C	2E04C	2E04C	2E04C	2E04C	2E04C	2E04C	2E04C	2E04C	2E04C
01186	119	#X PPRS/LAST30DA	2E05C	2E05C	2E05C	2E05C	2E05C	2E05C	2E05C	2E05C	2E05C	2E05C	2E05C	2E05C
02060	52	#X HASH/LAST30D	1B018C	1B018C	1B018C	1B018C	1B018C	1B018C	1B018C	1B018C	1B018C	1B018C	1B018C	1B018C
02090	53	#X MARJ/LAST30D	1B019C	1B019C	1B019C	1B019C	1B019C	1B019C	1B019C	1B019C	1B019C	1B019C	1B019C	1B019C
11020	177	#X BEER/LAST30DA	4D11C	4D11C	4D11C	4D11C	4D11C	4D11C	4D11C	4D11C	4D11C	4D11C	4D11C	4D11C
11060	179	#X WINE/LAST30DA	4D15C	4D15C	4D15C	4D15C	4D15C	4D15C	4D15C	4D15C	4D15C	4D15C	4D15C	4D15C
11100	179	#X LIQR/LAST30DA	4D17C	4D17C	4D17C	4D17C	4D17C	4D17C	4D17C	4D17C	4D17C	4D17C	4D17C	4D17C
21240	61	#X DIETPILL/30D	1B046C	1B046C	1B046C	1B046C	1B046C	1B046C	1B046C	1B046C	1B046C	1B046C	1B046C	1B046C
21270	62	#X STA-AWAK/30D	1B047C	1B047C	1B047C	1B047C	1B047C	1B047C	1B047C	1B047C	1B047C	1B047C	1B047C	1B047C
21300	62	#X LOOKALIK/30D	1B048C	1B048C	1B048C	1B048C	1B048C	1B048C	1B048C	1B048C	1B048C	1B048C	1B048C	1B048C
22240		#X SMKLESS/30 DA	3E01B	3E01B			6B01B	6B01B	6B01B	6B01B	6B01B	6B01B	6B20	6B20
22240	233	#X SMKLESS/30 DA												
22280	73	#X CRACK/LST30D	1B084C	1B084C	1B075C	1B075C	1B075C	1B075C	1B075C	1B075C	1B075C	1B075C	1B075C	1B075C
22280	28	#X CRACK/LAST30D	2E03C	2E03C	2E03C	2E03C	2E03C	2E03C	2E03C	2E03C	2E03C	2E03C	2E03C	2E03C
22280	28	#X CRACK/LAST30D			3B11C	3B11C	3B11C	3B11C	3B11C	3B11C	3B11C	3B11C	3B11C	3B11C
22280	28	#X CRACK/LAST30D			4B11C	4B11C	4B11C	4B11C	4B11C	4B11C	4B11C	4B11C	4B11C	4B11C
22280	28	#X CRACK/LAST30D			5E06C	5E06C	5E06C	5E06C	5E06C	5E06C	5E06C	5E06C	5E06C	5E06C
22280	28	#X CRACK/LAST30D			6B11C	6B11C	6B11C	6B11C	6B11C	6B11C	6B11C	6B11C	6B29C	6B29C
22340	73	#XOTH COKE/30DA	1B085C	1B085C	1B076C	1B076C	1B076C	1B076C	1B076C	1B076C	1B076C	1B076C	1B076C	1B076C
22340	29	#XOTH COKE/30DA			3B12C	3B12C	3B12C	3B12C	3B12C	3B12C	3B12C	3B12C	3B12C	3B12C
22340	29	#XOTH COKE/30DA			4B12C	4B12C	4B12C	4B12C	4B12C	4B12C	4B12C	4B12C	4B12C	4B12C
22340	29	#XOTH COKE/30DA			6B12C	6B12C	6B12C	6B12C	6B12C	6B12C	6B12C	6B12C	6B30C	6B30C
22640	178	#X WIN COOL/30DA	4D13C	4D13C	4D13C	4D13C	4D13C	4D13C	4D13C	4D13C	4D13C	4D13C	4D13C	4D13C
22680	144	#X MDMA/LAST30DA									3B18C	3B18C	3B18C	3B18C
22710	120	#X STRD/LAST30DA				2E06C	2E06C	2E06C	2E06C	2E06C	2E06C	2E06C	2E06C	2E06C
22710	240	#X STRD/LAST30DA		6D02C	6D02C	6D03C	6D03C	6D03C	6D03C	6D03C	6D03C	6D03C	6D10C	6D12C
24400	30	#X ICE/LAST30DA			2B12C	2B12C	2B12C	2B12C	2B12C	2B12C	2B12C	2B12C	2B12C	2B12C
24400	30	#X ICE/LAST30DA			5B12C	5B12C	5B12C	5B12C	5B12C	5B12C	5B12C	5B12C	5B12C	5B12C
25040	52	#XDRUNK/LAST30D			1B016C	1B016C	1B016C	1B016C	1B016C	1B016C	1B016C	1B016C	1B016C	1B016C
25040	239	#XDRUNK/LAST30DA			6D02C	6D02C	6D02C	6D02C	6D02C	6D02C	6D02C	6D02C	6D09C	6D11C
25070	241	#X INJECT/LST30D				6D06C	6D06C	6D06C	6D06C	6D06C	6D06C	6D06C	6D13C	6D14C
29650	33	#X H 30D USE NDL									2B15C	2B15C	2B15C	2B15C
29650	33	#X H 30D USE NDL									5B15C	5B15C	5B15C	5B15C
29650	33	#X H 30D USE NDL									6B16C	6B16C	6B33C	6B33C
29680	33	#X H 30D W/O NDL									2B16C	2B16C	2B16C	2B16C
29680	33	#X H 30D W/O NDL									5B16C	5B16C	5B16C	5B16C
29680	33	#X H 30D W/O NDL									6B17C	6B17C	6B34C	6B34C
29790	172	#X ROHYPNOL/30DA									4B18C	4B18C	4B18C	4B18C
30820		#X METHAMPH/30DA											4B17C	4B17C
30820		#X METHAMPH/30DA											6B36C	6B36C

A01d: DRUGS. Quantity used

00781	46	#CIG/DAY-30DAYS	1B003	1B003	1B003	1B003	1B003	1B003	1B003	1B003	1B003	1B003	1B003	1B003
00782		#CIG/PACK	1B004*	1B004	1B004	1B004	1B004	1B004	1B004	1B004	1B004	1B004	1B004	1B004
00850	50	5+DRK ROW/LST 2	1B012	1B012	1B012	1B012	1B012	1B012	1B012	1B012	1B012	1B012	1B012	1B012
00850	26	5+DRK ROW/LST 2W	2B06*	2B06	2B06	2B06	2B06	2B06	2B06	2B06	2B06	2B06	2B06	2B06
00850	26	5+DRK ROW/LST 2W	3B06*	3B06	3B06	3B06	3B06	3B06	3B06	3B06	3B06	3B06	3B06	3B06
00850	26	5+DRK ROW/LST 2W	4B06*	4B06	4B06	4B06	4B06	4B06	4B06	4B06	4B06	4B06	4B06	4B06
00850	26	5+DRK ROW/LST 2W	5B06*	5B06	5B06	5B06	5B06	5B06	5B06	5B06	5B06	5B06	5B06	5B06
00850	26	5+DRK ROW/LST 2W		6B06	6B06	6B06	6B06	6B06	6B06	6B06	6B06	6B24	6B24	6B24
01990	51	#X/2W,3-4 DR RW	1B013	1B013	1B013	1B013	1B013	1B013	1B013	1B013	1B013	1B013	1B013	1B013
02000	51	#X/2WK,2 DRK RW	1B014A	1B014A	1B014A	1B014A	1B014A	1B014A	1B014A	1B014A	1B014A	1B014A	1B014A	1B014A
02010	51	#X/2WK,JST 1DRK	1B014B	1B014B	1B014B	1B014B	1B014B	1B014B	1B014B	1B014B	1B014B	1B014B	1B014B	1B014B
02360	55	JOINT/DA LST MO	1B025	1B025	1B025	1B025	1B025	1B025	1B025	1B025	1B025	1B025	1B025	1B025
02370	55	OZS.MJ LST MO/6	1B026	1B026	1B026	1B026	1B026	1B026	1B026	1B026	1B026	1B026	1B026	1B026
11030	178	5+BR/LST2WK,10+X	4D12	4D12	4D12	4D12	4D12	4D12	4D12	4D12	4D12	4D12	4D12	4D12
11070	179	#X 20OZ+ WN/2 WK	4D16	4D16	4D16	4D16	4D16	4D16	4D16	4D16	4D16	4D16	4D16	4D16
11110	180	#X 5+LIQ/LST 2WK	4D18	4D18	4D18	4D18	4D18	4D18	4D18	4D18	4D18	4D18	4D18	4D18
21100		#CANS COLA/DAY												
21110		#CUPS COFFEE/DAY												
21120		#CUPS TEA/DAY												
21130		#12OZ CAF DRK/DA												
21140		#12OZ OTH DRK/DA												
21150		#CUPS COFFEE/DA												
21160		#CUPS OF TEA/DAY												
21170		#CUPS DECAFF/DAY												
22650	178	5+WINCOOL/LST2WK	4D14	4D14	4D14	4D14	4D14	4D14	4D14	4D14	4D14	4D14	4D14	4D14

A01e: DRUGS. How high? (How often?)

00840	25	#X DRK ENF FL HI	2B05	2B05	2B05	2B05	2B05	2B05	2B05	2B05	2B05	2B05	2B05	2B05
00840	25	#X DRK ENF FL HI	3B05	3B05	3B05	3B05	3B05	3B05	3B05	3B05	3B05	3B05	3B05	3B05
00840	25	#X DRK ENF FL HI	4B05	4B05	4B05	4B05	4B05	4B05	4B05	4B05	4B05	4B05	4B05	4B05

*=item text changed from previous year

Item Refer- ence Number	Page Loc. in this Volume	ITEM DESCRIPTION (ABBREVIATED)	QUESTIONNAIRE LOCATION BY YEAR (FORM, SECTION, AND QUESTION NUMBER)											
			1976	1977	1978	1979	1980	1981	1982	1983	1984	1985	1986	1987
A01e: DRUGS. How high? (How often?) (continued)														
00840	25	#X DRK ENF FL HI	5B05	5B05	5B05	5B05	5B05	5B05	5B05	5B05	5B05	5B05	5B05	5B05
00840	25	#X DRK ENF FL HI												
01970	50	#X DRK ENF FL H	1B010	1B010	1B010	1B010	1B010	1B010	1B010	1B010	1B010	1B010	1B010	1B010
02340	55	MJ/HSH,VRY HIGH	1B023	1B023	1B023	1B023	1B023	1B023	1B023	1B023	1B023	1B023	1B023	1B023
02650		LSD,GET VERY HI	1B033	1B033	1B033	1B033	1B033	1B033	1B037	1B037	1B037	1B037	1B037	1B037
02700	60	PSYD,GT VERY HI	1B039	1B039	1B039	1B039	1B039	1B039	1B043	1B043	1B043	1B043	1B043	1B043
03100	66	AMPH,GT VERY HI	1B047	1B047	1B047	1B047	1B047	1B047	1B054	1B054	1B054	1B054	1B054	1B054
03260		QUAD GT VERY HI	1B054	1B054	1B054	1B054	1B054	1B054	1B061	1B061	1B061	1B061	1B061	1B061
03590		BARB,GT VERY HI	1B061	1B061	1B061	1B061	1B061	1B061	1B068	1B068	1B068	1B068	1B068	1B068
04050	72	TRNQ,GT VERY HI	1B071	1B071	1B071	1B071	1B071	1B071	1B078	1B078	1B078	1B078	1B078	1B078
04520	76	COK,GET VERY HI	1B080	1B080	1B080	1B080	1B080	1B080	1B087	1B087	1B087	1B087	1B087	1B089A
04930		HER,GT VERY HI	1B089	1B089	1B089	1B089	1B089	1B089						
05380	81	NARC,GT VERY HI	1B099	1B099	1B099	1B099	1B099	1B099	1B098	1B098	1B098	1B098	1B098	1B098

A01f: DRUGS. How long high?

01980	50	DRK AL,HI24+HR	1B011	1B011	1B011	1B011	1B011	1B011	1B011	1B011	1B011	1B011	1B011	1B011
02350	55	MJ/HSH,HI 24+HR	1B024	1B024	1B024	1B024	1B024	1B024	1B024	1B024	1B024	1B024	1B024	1B024
02660	59	LSD,HIGH 24+ HR	1B034	1B034	1B034	1B034	1B034	1B034	1B038	1B038	1B038	1B038	1B038	1B038
02710	60	PSYD,HI 24+ HRS	1B040	1B040	1B040	1B040	1B040	1B040	1B044	1B044	1B044	1B044	1B044	1B044
03110	66	AMPH,HI 24+ HRS	1B048	1B048	1B048	1B048	1B048	1B048	1B055	1B055	1B055	1B055	1B055	1B055
03270		QUAD,HI 24+ HRS	1B055	1B055	1B055	1B055	1B055	1B055	1B062	1B062	1B062	1B062	1B062	1B062
03600		BARB,HI 24+ HRS	1B062	1B062	1B062	1B062	1B062	1B062	1B069	1B069	1B069	1B069	1B069	1B069
04060	72	TRNQ,HI 24+ HRS	1B072	1B072	1B072	1B072	1B072	1B072	1B079	1B079	1B079	1B079	1B079	1B079
04530	76	COK,HIGH 24+ HR	1B081	1B081	1B081	1B081	1B081	1B081	1B088	1B088	1B088	1B088	1B088	1B089B
04940		HER,HI 24+ HRS	1B090	1B090	1B090	1B090	1B090	1B090						
05390	82	NARC,HI 24+ HRS	1B100	1B100	1B100	1B100	1B100	1B100	1B099	1B099	1B099	1B099	1B099	1B099

A01g: DRUGS. Incidence of first use

01680		SMK CIG DLY/12G	1B002	1B002	1B002*	1B002	1B002	1B002	1B002	1B002	1B002	1B002	1B002	1B002
01685		GR 1 ST SMOK 0=N											1B002	1B016
02015		GR 1 ST DRUNK0=N											1B016	1B016
05570	83	GR 1 ST SMOK DLY	1B105A	1B105A	1B105A	1B105A	1B105A	1B105A	1B104A	1B104A	1B104A	1B104A	1B104A	1B106A
05570	154	GR 1 ST SMOK DLY		3E12A	3E12A	3E12A	3E12A	3E12A	3E10A	3E10A	3E10A	3E10A	3E10A	3E10A
05570	241	GR 1 ST SMOK DLY												
05575	85	GR 1 ST SMOK EVR											1B104M	1B106M
05575	157	GR 1 ST SMOKE EVR											3E10N	3E10N
05575	241	GR 1 ST SMOK EVR												
05576	157	GR 1 ST SMOKELESS											3E10O	3E10O
05576	241	GR 1 ST SMOKELESS												
05580	83	GR 1 ST TRY ALC	1B105B	1B105B	1B105B	1B105B	1B105B	1B105B	1B104B	1B104B	1B104B	1B104B	1B104B	1B106B
05580	155	GR 1 ST TRY ALC		3E12B	3E12B	3E12B	3E12B	3E12B	3E10B	3E10B	3E10B	3E10B	3E10B	3E10B
05580		GR 1 ST TRY ALC												
05585	85	GR 1 ST DRUNK											1B104N	1B106N
05585	157	GR 1 ST DRUNK											3E10P	3E10P
05585		GR 1 ST DRUNK												
05590	83	GR 1 ST TRY MJ	1B105C	1B105C	1B105C	1B105C	1B105C	1B105C	1B104C	1B104C	1B104C	1B104C	1B104C	1B106C
05590	155	GR 1 ST TRY MJ		3E12C	3E12C	3E12C	3E12C	3E12C	3E10C	3E10C	3E10C	3E10C	3E10C	3E10C
05590		GR 1 ST TRY MJ												
05600	83	GR 1 ST TRY LSD	1B105D	1B105D	1B105D	1B105D	1B105D	1B105D	1B104D	1B104D	1B104D	1B104D	1B104D	1B106D
05600	155	GR 1 ST TRY LSD		3E12D	3E12D	3E12D	3E12D	3E12D	3E10D	3E10D	3E10D	3E10D	3E10D	3E10D
05600		GR 1 ST TRY LSD												
05610	83	GR 1 ST TRY PSY	1B105E	1B105E	1B105E	1B105E	1B105E	1B105E	1B104E	1B104E	1B104E	1B104E	1B104E	1B106E
05610	155	GR 1 ST TRY PSY		3E12E	3E12E	3E12E	3E12E	3E12E	3E10E	3E10E	3E10E	3E10E	3E10E	3E10E
05610		GR 1 ST TRY PSY												
05620	84	GR 1 ST TRY AMP	1B105F	1B105F	1B105F	1B105F	1B105F	1B105F	1B104F	1B104F	1B104F	1B104F	1B104F	1B106F
05620	155	GR 1 ST TRY AMP		3E12F	3E12F	3E12F	3E12F	3E12F	3E10F	3E10F	3E10F	3E10F	3E10F	3E10F
05620		GR 1 ST TRY AMP												
05630	84	GR 1 ST TRY QUA	1B105G	1B105G	1B105G	1B105G	1B105G	1B105G	1B104G	1B104G	1B104G	1B104G	1B104G	1B106G
05630		GR 1 ST TRY QUA		3E12G	3E12G	3E12G	3E12G	3E12G	3E10G	3E10G	3E10G	3E10G	3E10G	3E10G
05630		GR 1 ST TRY QUA												
05640	84	GR 1 ST TRY BRB	1B105H	1B105H	1B105H	1B105H	1B105H	1B105H	1B104H	1B104H	1B104H	1B104H	1B104H	1B106H
05640	156	GR 1 ST TRY BRB		3E12H	3E12H	3E12H	3E12H	3E12H	3E10H	3E10H	3E10H	3E10H	3E10H	3E10H
05640		GR 1 ST TRY BRB												
05650	84	GR 1 ST TRY TRN	1B105I	1B105I	1B105I	1B105I	1B105I	1B105I	1B104I	1B104I	1B104I	1B104I	1B104I	1B106I
05650	156	GR 1 ST TRY TRN		3E12I	3E12I	3E12I	3E12I	3E12I	3E10I	3E10I	3E10I	3E10I	3E10I	3E10I
05660	84	GR 1 ST TRY COK	1B105J	1B105J	1B105J	1B105J	1B105J	1B105J	1B104J	1B104J	1B104J	1B104J	1B104J	1B106J
05660	156	GR 1 ST TRY COK		3E12J	3E12J	3E12J	3E12J	3E12J	3E10J	3E10J	3E10J	3E10J	3E10J	3E10J
05661	85	GR 1 ST TRY CRAC												
05661	120	GR 1 ST TRY CRACK												2E06A
05661	157	GR 1 ST TRY CRACK												
05661		GR 1 ST TRY CRACK												
05662	120	GR 1 ST TR OT COK												2E06B
05662		GR 1 ST TR OT COK												
05670	84	GR 1 ST TRY HER	1B105K	1B105K	1B105K	1B105K	1B105K	1B105K	1B104K	1B104K	1B104K	1B104K	1B104K	1B106K
05670	156	GR 1 ST TRY HER		3E12K	3E12K	3E12K	3E12K	3E12K	3E10K	3E10K	3E10K	3E10K	3E10K	3E10K
05670		GR 1 ST TRY HER												
05680	85	GR 1 ST TRY NRC	1B105L	1B105L	1B105L	1B105L	1B105L	1B105L	1B104L	1B104L	1B104L	1B104L	1B104L	1B106L

* = item text changed from previous year

A01e: DRUGS. How high? (How often?) (continued)

A01f: DRUGS. How long high?

A01q: DRUGS. Incidence of first use

[illegible]

Item Refer- ence Number	Page Loc. in this Volume	ITEM DESCRIPTION (ABBREVIATED)	QUESTIONNAIRE LOCATION BY YEAR (FORM, SECTION, AND QUESTION NUMBER)											
			1976	1977	1978	1979	1980	1981	1982	1983	1984	1985	1986	1987

A01g: DRUGS. Incidence of first use (continued)

05680	156	GR 1 ST TRY NRC		3E12L	3E12L	3E12L	3E12L	3E12L	3E10L	3E10L	3E10L	3E10L	3E10L	3E10L
05680		GR 1 ST TRY NRC												
05685	156	GR 1 ST TRY INHAL		3E12M	3E12M	3E12M	3E12M	3E12M	3E10M	3E10M	3E10M	3E10M	3E10M	3E10M
05685		GR 1 ST TRY INHAL												
05686	121	GR 1 ST TRY PCP					2E04A	2E04A	2E04A	2E04A	2E04A	2E04A	2E04A	2E06C
05687	121	GR 1 ST TRY PPRS					2E04B	2E04B	2E04B	2E04B	2E04B	2E04B	2E04B	2E06D
21190	56	GR 1 ST DAILY MJ							1B029	1B029	1B029	1B029	1B029	1B029
23810	121	GR 1 ST TRY STRDS												
23810		GR 1 ST TRY STRDS												
24430	85	GR 1 ST TRY ICE												
24430	121	GR 1 ST TRY ICE												
25680	241	GR 1 ST INJECT												

A01h: DRUGS. Use with other drugs

02200	54	#X OVL MJ+ ALC	1B021	1B021	1B021	1B021	1B021	1B021	1B021	1B021	1B021	1B021	1B021	1B021
02500	58	#X OVL LSD+ ALC	1B031A	1B031A	1B031A	1B031A	1B031A	1B031A	1B035A	1B035A	1B035A	1B035A	1B035A	1B035A
02510	58	#X OVL LSD+ MJ	1B031B	1B031B	1B031B	1B031B	1B031B	1B031B	1B035B	1B035B	1B035B	1B035B	1B035B	1B035B
02900	65	#X OVL AMPH+ALC	1B045A	1B045A	1B045A	1B045A	1B045A	1B045A	1B052A	1B052A	1B052A	1B052A	1B052A	1B052A
02910	65	#X OVL AMPH+MJ	1B045B	1B045B	1B045B	1B045B	1B045B	1B045B	1B052B	1B052B	1B052B	1B052B	1B052B	1B052B
02920	65	#X OVL AMPH+LSD	1B045C	1B045C	1B045C	1B045C	1B045C	1B045C	1B052C	1B052C	1B052C	1B052C	1B052C	1B052C
02930	65	#X OVL AMPH+PSY	1B045D	1B045D	1B045D	1B045D	1B045D	1B045D	1B052D	1B052D	1B052D	1B052D	1B052D	1B052D
03390		#X OVL BARB+ALC	1B059A	1B059A	1B059A	1B059A	1B059A	1B059A	1B066A	1B066A	1B066A	1B066A	1B066A	1B066A
03400		#X OVL BARB+MJ	1B059B	1B059B	1B059B	1B059B	1B059B	1B059B	1B066B	1B066B	1B066B	1B066B	1B066B	1B066B
03410		#X OVL BARB+LSD	1B059C	1B059C	1B059C	1B059C	1B059C	1B059C	1B066C	1B066C	1B066C	1B066C	1B066C	1B066C
03420		#X OVL BARB+PSY	1B059D	1B059D	1B059D	1B059D	1B059D	1B059D	1B066D	1B066D	1B066D	1B066D	1B066D	1B066D
03430		#X OVL BARB+AMP	1B059E	1B059E	1B059E	1B059E	1B059E	1B059E	1B066E	1B066E	1B066E	1B066E	1B066E	1B066E
03440		#X OVL BARB+QUA	1B059F	1B059F	1B059F	1B059F	1B059F	1B059F	1B066F	1B066F	1B066F	1B066F	1B066F	1B066F
03840	70	#X OVL TRQL+ALC	1B069A	1B069A	1B069A	1B069A	1B069A	1B069A	1B076A	1B076A	1B076A	1B076A	1B076A	1B076A
03850	70	#X OVL TRQL+MJ	1B069B	1B069B	1B069B	1B069B	1B069B	1B069B	1B076B	1B076B	1B076B	1B076B	1B076B	1B076B
03860	71	#X OVL TRQL+LSD	1B069C	1B069C	1B069C	1B069C	1B069C	1B069C	1B076C	1B076C	1B076C	1B076C	1B076C	1B076C
03870	71	#X OVL TRQL+PSY	1B069D	1B069D	1B069D	1B069D	1B069D	1B069D	1B076D	1B076D	1B076D	1B076D	1B076D	1B076D
03880	71	#X OVL TRQL+AMP	1B069E	1B069E	1B069E	1B069E	1B069E	1B069E	1B076E	1B076E	1B076E	1B076E	1B076E	1B076E
03890	71	#X OVL TRQL+QUA	1B069F	1B069F	1B069F	1B069F	1B069F	1B069F	1B076F	1B076F	1B076F	1B076F	1B076F	1B076F
03900	71	#X OVL TRQL+BRB	1B069G	1B069G	1B069G	1B069G	1B069G	1B069G	1B076G	1B076G	1B076G	1B076G	1B076G	1B076G
04290	75	#X OVL COKE+ALC	1B078A	1B078A	1B078A	1B078A	1B078A	1B078A	1B085A	1B085A	1B085A	1B085A	1B085A	1B087A
04300	75	#X OVL COKE+MJ	1B078B	1B078B	1B078B	1B078B	1B078B	1B078B	1B085B	1B085B	1B085B	1B085B	1B085B	1B087B
04310	75	#X OVL COKE+LSD	1B078C	1B078C	1B078C	1B078C	1B078C	1B078C	1B085C	1B085C	1B085C	1B085C	1B085C	1B087C
04320	75	#X OVL COKE+PSY	1B078D	1B078D	1B078D	1B078D	1B078D	1B078D	1B085D	1B085D	1B085D	1B085D	1B085D	1B087D
04330	75	#X OVL COKE+AMP	1B078E	1B078E	1B078E	1B078E	1B078E	1B078E	1B085E	1B085E	1B085E	1B085E	1B085E	1B087E
04340	76	#X OVL COKE+QUA	1B078F	1B078F	1B078F	1B078F	1B078F	1B078F	1B085F	1B085F	1B085F	1B085F	1B085F	1B087F
04350	76	#X OVL COKE+BRB	1B078G	1B078G	1B078G	1B078G	1B078G	1B078G	1B085G	1B085G	1B085G	1B085G	1B085G	1B087G
04360	76	#X OVL COKE+TRN	1B078H	1B078H	1B078H	1B078H	1B078H	1B078H	1B085H	1B085H	1B085H	1B085H	1B085H	1B087H
04710		#X OVL HER +ALC	1B087A	1B087A	1B087A	1B087A	1B087A	1B087A						
04720		#X OVL HER +MJ	1B087B	1B087B	1B087B	1B087B	1B087B	1B087B						
04730		#X OVL HER +LSD	1B087C	1B087C	1B087C	1B087C	1B087C	1B087C						
04740		#X OVL HER +PSY	1B087D	1B087D	1B087D	1B087D	1B087D	1B087D						
04750		#X OVL HER +AMP	1B087E	1B087E	1B087E	1B087E	1B087E	1B087E						
04760		#X OVL HER +QUA	1B087F	1B087F	1B087F	1B087F	1B087F	1B087F						
04770		#X OVL HER +BRB	1B087G	1B087G	1B087G	1B087G	1B087G	1B087G						
04780		#X OVL HER +TRN	1B087H	1B087H	1B087H	1B087H	1B087H	1B087H						
04790		#X OVL HER +COK	1B087I	1B087I	1B087I	1B087I	1B087I	1B087I						
05130	80	#X OVL NARC+ALC	1B097A	1B097A	1B097A	1B097A	1B097A	1B097A	1B096A	1B096A	1B096A	1B096A	1B096A	1B096A
05140	80	#X OVL NARC+MJ	1B097B	1B097B	1B097B	1B097B	1B097B	1B097B	1B096B	1B096B	1B096B	1B096B	1B096B	1B096B
05150	80	#X OVL NARC+LSD	1B097C	1B097C	1B097C	1B097C	1B097C	1B097C	1B096C	1B096C	1B096C	1B096C	1B096C	1B096C
05160	80	#X OVL NARC+PSY	1B097D	1B097D	1B097D	1B097D	1B097D	1B097D	1B096D	1B096D	1B096D	1B096D	1B096D	1B096D
05170	80	#X OVL NARC+AMP	1B097E	1B097E	1B097E	1B097E	1B097E	1B097E	1B096E	1B096E	1B096E	1B096E	1B096E	1B096E
05180	80	#X OVL NARC+QUA	1B097F	1B097F	1B097F	1B097F	1B097F	1B097F	1B096F	1B096F	1B096F	1B096F	1B096F	1B096F
05190	81	#X OVL NARC+BRB	1B097G	1B097G	1B097G	1B097G	1B097G	1B097G	1B096G	1B096G	1B096G	1B096G	1B096G	1B096G
05200	81	#X OVL NARC+TRN	1B097H	1B097H	1B097H	1B097H	1B097H	1B097H	1B096H	1B096H	1B096H	1B096H	1B096H	1B096H
05210	81	#X OVL NARC+COK	1B097I	1B097I	1B097I	1B097I	1B097I	1B097I	1B096I	1B096I	1B096I	1B096I	1B096I	1B096I
05220	81	#X OVL NARC+HER	1B097J	1B097J	1B097J	1B097J	1B097J	1B097J	1B096J	1B096J	1B096J	1B096J	1B096J	1B096J

A01i: DRUGS. Tried to stop

01690	46	*TRY STP SMK&FL	1B004	1B004	1B004	1B004	1B004	1B004	1B004	1B004	1B004	1B004	1B004	1B005A
01690	231	*TRY STP SMK&FL												1B005B
01691	46	#X TRY STOP SMK												
01691	231	#X TRY STOP SMK												
01700	46	*WNT STP SMK NW	1B005	1B005	1B005	1B005	1B005	1B005	1B005	1B005	1B005	1B005	1B005	1B005C
01700	231	*WNT STP SMK NW												
02020	51	*TRY STP ALC&FL	1B016	1B016	1B016	1B016	1B016	1B016	1B016	1B016	1B016	1B016	1B015	1B015
02380	56	*TRY STP MJ & FL	1B027	1B027	1B027	1B027	1B027	1B027	1B027	1B027	1B027	1B027	1B027	1B027
02680	59	*TRY STP LSD&FL	1B036	1B036	1B036	1B036	1B036	1B036	1B040	1B040	1B040	1B040	1B040	1B040
03240	66	*TRY STP AMP&FL	1B051	1B051	1B051	1B051	1B051	1B051	1B058	1B058	1B058	1B058	1B058	1B058
03710		TRY STP BARB&FL	1B064	1B064	1B064	1B064	1B064	1B064	1B071	1B071	1B071	1B071	1B071	1B071
04170	72	*TRY STP TRQ&FL	1B074	1B074	1B074	1B074	1B074	1B074	1B081	1B081	1B081	1B081	1B081	1B081
04540	77	*TRY STP COK&FL	1B082	1B082	1B082	1B082	1B082	1B082	1B089	1B089	1B089	1B089	1B089	1B089C
04950		TRY STP HER& FL	1B091	1B091	1B091	1B091	1B091	1B091						

* = item text changed from previous year

Item Refer- ence Number	Page Loc. in this Volume	ITEM DESCRIPTION (ABBREVIATED)	QUESTIONNAIRE LOCATION BY YEAR (FORM, SECTION, AND QUESTION NUMBER)											
			1988	1989	1990	1991	1992	1993	1994	1995	1996	1997	1998	1999

A01g: DRUGS. Incidence of first use (continued)

05680	156	GR 1 ST TRY NRC	3E10L	3E10L	3E10L	3E10L	3E10L	3E10L	3E10L	3E10L	3E10L	3E09L	3E10L	3E10L
05680		GR 1 ST TRY NRC		6D05P	6D05P	6D07P	6D07P	6D07P	6D07P	6D07P	6D07P			
05685	156	GR 1 ST TRY INHAL	3E10M	3E10M	3E10M	3E10M	3E10M	3E10M	3E10M	3E10M	3E10M	3E09M	3E10M	3E10M
05685		GR 1 ST TRY INHAL		6D05Q	6D05Q	6D07Q	6D07Q	6D07Q	6D07Q	6D07Q	6D07Q			
05686	121	GR 1 ST TRY PCP	2E06C	2E06C	2E06C	2E08C	2E08C	2E08C	2E08C	2E08C	2E08C	2E08C	2E08C	2E08C
05687	121	GR 1 ST TRY PPRS	2E06D	2E06D	2E06D	2E08D	2E08D	2E08D	2E08D	2E08D	2E08D	2E08D	2E08D	2E08D
21190	56	GR 1 ST DAILY MJ	1B029	1B029	1B029	1B029	1B029	1B029	1B029	1B029	1B029	1B029	1B029	1B029
23810	121	GR 1 ST TRY STRDS				2E08F	2E08F	2E08F	2E08F	2E08F	2E08F	2E08F	2E08F	2E08F
23810		GR 1 ST TRY STRDS				2E08F	2E08F	2E08F	2E08F	2E08F	2E08F	2E08F	2E08F	2E08F
24430	85	GR 1 ST TRY ICE		6D05R	6D05R	6D07R	6D07R	6D07R	6D07R	6D07R	6D07R	1B100P	1B100P	1B100P
24430		GR 1 ST TRY ICE				1B100P	1B100P	1B100P	1B100P	1B100P	1B100P			
25680	241	GR 1 ST INJECT			2E06E	2E08E	2E08E	2E08E	2E08E	2E08E	2E08E	2E08E	2E08E	2E08E
						6D07S	6D07S	6D07S	6D07S	6D07S	6D07S	6D14	6D14	6D15

A01h: DRUGS. Use with other drugs

02200	54	#X OVL MJ+ ALC	1B021	1B021	1B021	1B021	1B021	1B021	1B021	1B021	1B021	1B021	1B021	1B021
02500	58	#X OVL LSD+ ALC	1B035A	1B035A	1B035A	1B035A	1B035A	1B035A	1B035A	1B035A	1B035A	1B035A	1B035A	1B035A
02510	58	#X OVL LSD+ MJ	1B035B	1B035B	1B035B	1B035B	1B035B	1B035B	1B035B	1B035B	1B035B	1B035B	1B035B	1B035B
02900	65	#X OVL AMPH+ALC	1B052A	1B052A	1B052A	1B052A	1B052A	1B052A	1B052A	1B052A	1B052A	1B052A	1B052A	1B052A
02910	65	#X OVL AMPH+MJ	1B052B	1B052B	1B052B	1B052B	1B052B	1B052B	1B052B	1B052B	1B052B	1B052B	1B052B	1B052B
02920	65	#X OVL AMPH+LSD	1B052C	1B052C	1B052C	1B052C	1B052C	1B052C	1B052C	1B052C	1B052C	1B052C	1B052C	1B052C
02930	65	#X OVL AMPH+PSY	1B052D	1B052D	1B052D	1B052D	1B052D	1B052D	1B052D	1B052D	1B052D	1B052D	1B052D	1B052D
03390		#X OVL BARB+ALC	1B066A	1B066A										
03400		#X OVL BARB+MJ	1B066B	1B066B										
03410		#X OVL BARB+LSD	1B066C	1B066C										
03420		#X OVL BARB+PSY	1B066D	1B066D										
03430		#X OVL BARB+AMP	1B066E	1B066E										
03440		#X OVL BARB+QUA	1B066F	1B066F										
03840	70	#X OVL TRQL+ALC	1B076A	1B076A	1B067A	1B067A	1B067A	1B067A	1B067A	1B067A	1B067A	1B067A	1B067A	1B067A
03850	70	#X OVL TRQL+MJ	1B076B	1B076B	1B067B	1B067B	1B067B	1B067B	1B067B	1B067B	1B067B	1B067B	1B067B	1B067B
03860	71	#X OVL TRQL+LSD	1B076C	1B076C	1B067C	1B067C	1B067C	1B067C	1B067C	1B067C	1B067C	1B067C	1B067C	1B067C
03870	71	#X OVL TRQL+PSY	1B076D	1B076D	1B067D	1B067D	1B067D	1B067D	1B067D	1B067D	1B067D	1B067D	1B067D	1B067D
03880	71	#X OVL TRQL+AMP	1B076E	1B076E	1B067E	1B067E	1B067E	1B067E	1B067E	1B067E	1B067E	1B067E	1B067E	1B067E
03890	71	#X OVL TRQL+QUA	1B076F	1B076F	1B067F	1B067F	1B067F	1B067F	1B067F	1B067F	1B067F	1B067F	1B067F	1B067F
03900	71	#X OVL TRQL+BRB	1B076G	1B076G	1B067G	1B067G	1B067G	1B067G	1B067G	1B067G	1B067G	1B067G	1B067G	1B067G
04290	75	#X OVL COKE+ALC	1B087A	1B087A	1B078A	1B078A	1B078A	1B078A	1B078A	1B078A	1B078A	1B078A	1B078A	1B078A
04300	75	#X OVL COKE+MJ	1B087B	1B087B	1B078B	1B078B	1B078B	1B078B	1B078B	1B078B	1B078B	1B078B	1B078B	1B078B
04310	75	#X OVL COKE+LSD	1B087C	1B087C	1B078C	1B078C	1B078C	1B078C	1B078C	1B078C	1B078C	1B078C	1B078C	1B078C
04320	75	#X OVL COKE+PSY	1B087D	1B087D	1B078D	1B078D	1B078D	1B078D	1B078D	1B078D	1B078D	1B078D	1B078D	1B078D
04330	75	#X OVL COKE+AMP	1B087E	1B087E	1B078E	1B078E	1B078E	1B078E	1B078E	1B078E	1B078E	1B078E	1B078E	1B078E
04340	76	#X OVL COKE+QUA	1B087F	1B087F	1B078F	1B078F	1B078F	1B078F	1B078F	1B078F	1B078F	1B078F	1B078F	1B078F
04350	76	#X OVL COKE+BRB	1B087G	1B087G	1B078G	1B078G	1B078G	1B078G	1B078G	1B078G	1B078G	1B078G	1B078G	1B078G
04360	76	#X OVL COKE+TRN	1B087H	1B087H	1B078H	1B078H	1B078H	1B078H	1B078H	1B078H	1B078H	1B078H	1B078H	1B078H
04710		#X OVL HER +ALC												
04720		#X OVL HER +MJ												
04730		#X OVL HER +LSD												
04740		#X OVL HER +PSY												
04750		#X OVL HER +AMP												
04760		#X OVL HER +QUA												
04770		#X OVL HER +BRB												
04780		#X OVL HER +TRN												
04790		#X OVL HER +COK												
05130	80	#X OVL NARC+ALC	1B096A	1B096A	1B090A	1B090A	1B090A	1B090A	1B090A	1B090A	1B090A	1B090A	1B090A	1B090A
05140	80	#X OVL NARC+MJ	1B096B	1B096B	1B090B	1B090B	1B090B	1B090B	1B090B	1B090B	1B090B	1B090B	1B090B	1B090B
05150	80	#X OVL NARC+LSD	1B096C	1B096C	1B090C	1B090C	1B090C	1B090C	1B090C	1B090C	1B090C	1B090C	1B090C	1B090C
05160	80	#X OVL NARC+PSY	1B096D	1B096D	1B090D	1B090D	1B090D	1B090D	1B090D	1B090D	1B090D	1B090D	1B090D	1B090D
05170	80	#X OVL NARC+AMP	1B096E	1B096E	1B090E	1B090E	1B090E	1B090E	1B090E	1B090E	1B090E	1B090E	1B090E	1B090E
05180	80	#X OVL NARC+QUA	1B096F	1B096F	1B090F	1B090F	1B090F	1B090F	1B090F	1B090F	1B090F	1B090F	1B090F	1B090F
05190	81	#X OVL NARC+BRB	1B096G	1B096G	1B090G	1B090G	1B090G	1B090G	1B090G	1B090G	1B090G	1B090G	1B090G	1B090G
05200	81	#X OVL NARC+TRN	1B096H	1B096H	1B090H	1B090H	1B090H	1B090H	1B090H	1B090H	1B090H	1B090H	1B090H	1B090H
05210	81	#X OVL NARC+COK	1B096I	1B096I	1B090I	1B090I	1B090I	1B090I	1B090I	1B090I	1B090I	1B090I	1B090I	1B090I
05220	81	#X OVL NARC+HER	1B096J	1B096J	1B090J	1B090J	1B090J	1B090J	1B090J	1B090J	1B090J	1B090J	1B090J	1B090J

A01i: DRUGS. Tried to stop

01690	46	*TRY STP SMK&FL	1B005A	1B005A	1B005A	1B005A	1B005A	1B005A	1B005A	1B005A	1B005A	1B005A	1B004A	1B004A
01690	231	*TRY STP SMK&FL											6B08	6B08
01691	46	#X TRY STOP SMK	1B005B	1B005B	1B005B	1B005B	1B005B	1B005B	1B005B	1B005B	1B005B	1B005B	1B004B	1B004B
01691	231	#X TRY STOP SMK											6B09	6B09
01700	46	*WNT STP SMK NW	1B005C	1B005C	1B005C	1B005C	1B005C	1B005C	1B005C	1B005C	1B005C	1B005C	1B004C	1B004C
01700	231	*WNT STP SMK NW											6B10	6B10
02020	51	*TRY STP ALC&FL	1B015	1B015	1B015	1B015	1B015	1B015	1B015	1B015	1B015	1B015	1B015	1B015
02380	56	*TRY STP MJ &FL	1B027	1B027	1B027	1B027	1B027	1B027	1B027	1B027	1B027	1B027	1B027	1B027
02680	59	*TRY STP LSD&FL	1B040	1B040	1B040	1B040	1B040	1B040	1B040	1B040	1B040	1B040	1B040	1B040
03240	66	*TRY STP AMP&FL	1B058	1B058	1B058	1B058	1B058	1B058	1B058	1B058	1B058	1B058	1B058	1B058
03710		TRY STP BARB&FL	1B071	1B071										
04170	72	*TRY STP TRQ&FL	1B081	1B081	1B072	1B072	1B072	1B072	1B072	1B072	1B072	1B072	1B072	1B072
04540	77	*TRY STP COK&FL	1B089C	1B089C	1B082	1B082	1B082	1B082	1B082	1B082	1B082	1B082	1B082	1B082
04950		TRY STP HER& FL												

Item Refer- ence Number	Page Loc. in this Volume	ITEM DESCRIPTION (ABBREVIATED)	QUESTIONNAIRE LOCATION BY YEAR (FORM, SECTION, AND QUESTION NUMBER)											
			1976	1977	1978	1979	1980	1981	1982	1983	1984	1985	1986	1987

A01i: DRUGS. Tried to stop (continued)

05500	82	TRY STP NARC&FL	1B102	1B102	1B102	1B102	1B102	1B102	1B102	1B101	1B101	1B101	1B101	1B101
08910	146	12MO REDUCE ALCL	3D03A	3D03A	3D03A	3D03A	3D03A	3D03A	3D03A	3D03A	3D03A	3D03A	3D03A	3D03A
08920	146	12MO REDUCE CIG	3D03B	3D03B	3D03B	3D03B	3D03B	3D03B	3D03B	3D03B	3D03B	3D03B	3D03B	3D03B
08930	146	12MO REDUCE MARJ	3D03C	3D03C	3D03C	3D03C	3D03C	3D03C	3D03C	3D03C	3D03C	3D03C	3D03C	3D03C
08940	146	12MO REDUCE PSYC	3D03D	3D03D	3D03D	3D03D	3D03D	3D03D	3D03D	3D03D	3D03D	3D03D	3D03D	3D03D
08950	146	12MO REDUCE AMPH	3D03E	3D03E	3D03E	3D03E	3D03E	3D03E	3D03E	3D03E	3D03E	3D03E	3D03E	3D03E
08960		12MO REDUCE QUAL	3D03F	3D03F	3D03F	3D03F	3D03F	3D03F	3D03F	3D03F	3D03F	3D03F	3D03F	3D03F
08970	146	12MO REDUCE B+Q	3D03G	3D03G	3D03G	3D03G*	3D03G	3D03G	3D03G	3D03G	3D03G	3D03G	3D03G	3D03G
08980	146	12MO REDUCE COKE	3D03H	3D03H	3D03H	3D03H	3D03H	3D03H	3D03H	3D03H	3D03H	3D03H	3D03H	3D03H
08990	147	12MO REDUCE HRN	3D03I	3D03I	3D03I	3D03I	3D03I	3D03I	3D03I	3D03I	3D03I	3D03I	3D03I	3D03I
09000	147	12MO REDUCE NARC	3D03J	3D03J	3D03J	3D03J	3D03J	3D03J	3D03J	3D03J	3D03J	3D03J	3D03J	3D03J
09005	146	12MO REDUCE TRQL	3D03F	3D03F	3D03F	3D03F	3D03F	3D03F	3D03F	3D03F	3D03F	3D03F	3D03F	3D03F

A01j: DRUGS. Use on doctor's orders?

02790	63	DR TOLD TK AMPH	1B042	1B042	1B042	1B042	1B042	1B042	1B049	1B049	1B049	1B049	1B049	1B049
03280	67	DR TOLD TK BARB	1B056	1B056	1B056	1B056	1B056	1B056	1B063	1B063	1B063	1B063	1B063	1B063
03730	68	DR TOLD TK TRNQ	1B066	1B066	1B066	1B066	1B066	1B066	1B073	1B073	1B073	1B073	1B073	1B073
05020	78	DR TOLD TK NARC	1B094	1B094	1B094	1B094	1B094	1B094	1B093	1B093	1B093	1B093	1B093	1B093

A01k: DRUGS. Bad trip?

02670	59	1+ BAD TRIP LSD	1B035	1B035	1B035	1B035	1B035	1B035	1B039	1B039	1B039	1B039	1B039	1B039
-------	----	-----------------	-------	-------	-------	-------	-------	-------	-------	-------	-------	-------	-------	-------

A01l: DRUGS. Kinds of drugs

02720	60	TKN YR,MESCALIN	1B041A	1B041A	1B041A	1B041A	1B041A	1B041A	1B045A	1B045A	1B045A	1B045A	1B045A	1B045A
02730	60	TKN YR,PEYOTE	1B041B	1B041B	1B041B	1B041B	1B041B	1B041B	1B045B	1B045B	1B045B	1B045B	1B045B	1B045B
02740	60	TKN YR,PSILOCYB	1B041C	1B041C	1B041C	1B041C	1B041C	1B041C	1B045C	1B045C	1B045C	1B045C	1B045C	1B045C
02750	60	TKN YR,PCP	1B041D	1B041D	1B041D	1B041D	1B041D	1B041D	1B045D	1B045D	1B045D	1B045D	1B045D	1B045D
02760	60	TKN YR,CNCT THC	1B041E	1B041E	1B041E	1B041E	1B041E	1B041E	1B045E	1B045E	1B045E	1B045E	1B045E	1B045E
02770	60	TKN YR,OTH PSYD	1B041F	1B041F	1B041F	1B041F	1B041F	1B041F	1B045F	1B045F	1B045F	1B045F	1B045F	1B045F
02780	60	TKN YR,DK NAME	1B041G	1B041G	1B041G	1B041G	1B041G	1B041G	1B045G	1B045G	1B045G	1B045G	1B045G	1B045G
03120	66	TKN YR,BENZDRIN	1B049A	1B049A	1B049A	1B049A	1B049A	1B049A	1B056A	1B056A	1B056A	1B056A	1B056A	1B056A
03130	66	TKN YR,DEXEDRIN	1B049B	1B049B	1B049B	1B049B	1B049B	1B049B	1B056B	1B056B	1B056B	1B056B	1B056B	1B056B
03140	66	TKN YR,METHDRIN	1B049C	1B049C	1B049C	1B049C	1B049C	1B049C	1B056C	1B056C	1B056C	1B056C	1B056C	1B056C
03150	66	TKN YR,RITALIN	1B049D	1B049D	1B049D	1B049D	1B049D	1B049D	1B056D	1B056D	1B056D	1B056D	1B056D	1B056D
03160	66	TKN YR,PRELUDIN	1B049E	1B049E	1B049E	1B049E	1B049E	1B049E	1B056E	1B056E	1B056E	1B056E	1B056E	1B056E
03170	66	TKN YR,DEXAMYL	1B049F	1B049F	1B049F	1B049F	1B049F	1B049F	1B056F	1B056F	1B056F	1B056F	1B056F	1B056F
03180	66	TKN YR,METHAMPH	1B049G	1B049G	1B049G	1B049G	1B049G	1B049G	1B056G	1B056G	1B056G	1B056G	1B056G	1B056G
03185	66	TKN YR,CRYSMETH												
03190	66	TKN YR,OTH AMPH	1B049H	1B049H	1B049H	1B049H	1B049H	1B049H	1B056H	1B056H	1B056H	1B056H	1B056H	1B056H
03200	66	TKN YR,DNT KN N	1B049I	1B049I	1B049I	1B049I	1B049I	1B049I	1B056I	1B056I	1B056I	1B056I	1B056I	1B056I
03610		TKN YR,PHNOBARB	1B063A	1B063A	1B063A	1B063A	1B063A	1B063A	1B070A	1B070A	1B070A	1B070A	1B070A	1B070A
03620		TKN YR,SECONAL	1B063B	1B063B	1B063B	1B063B	1B063B	1B063B	1B070B	1B070B	1B070B	1B070B	1B070B	1B070B
03630		TKN YR,TUINAL	1B063C	1B063C	1B063C	1B063C	1B063C	1B063C	1B070C	1B070C	1B070C	1B070C	1B070C	1B070C
03640		TKN YR,NEMBUTAL	1B063D	1B063D	1B063D	1B063D	1B063D	1B063D	1B070D	1B070D	1B070D	1B070D	1B070D	1B070D
03650		TKN YR,LUMINAL	1B063E	1B063E	1B063E	1B063E	1B063E	1B063E	1B070E	1B070E	1B070E	1B070E	1B070E	1B070E
03660		TKN YR,DESBUTAL	1B063F	1B063F	1B063F	1B063F	1B063F	1B063F	1B070F	1B070F	1B070F	1B070F	1B070F	1B070F
03670		TKN YR,AMYTAL	1B063G	1B063G	1B063G	1B063G	1B063G	1B063G	1B070G	1B070G	1B070G	1B070G	1B070G	1B070G
03680		TKN YR,ADRNOCAL	1B063H	1B063H	1B063H	1B063H	1B063H	1B063H	1B070H	1B070H	1B070H	1B070H	1B070H	1B070H
03690		TKN YR,OTH BRBT	1B063I	1B063I	1B063I	1B063I	1B063I	1B063I	1B070I	1B070I	1B070I	1B070I	1B070I	1B070I
03700		TKN YR,DNT KNOW	1B063J	1B063J	1B063J	1B063J	1B063J	1B063J	1B070J	1B070J	1B070J	1B070J	1B070J	1B070J
04070	72	TKN YR,LIBRIUM	1B073A	1B073A	1B073A	1B073A	1B073A	1B073A	1B080A	1B080A	1B080A	1B080A	1B080A	1B080A
04080	72	TKN YR,VALIUM	1B073B	1B073B	1B073B	1B073B	1B073B	1B073B	1B080B	1B080B	1B080B	1B080B	1B080B	1B080B
04090	72	TKN YR,MILTOWN	1B073C	1B073C	1B073C	1B073C	1B073C	1B073C	1B080C	1B080C	1B080C	1B080C	1B080C	1B080C
04100	72	TKN YR,EQUANIL	1B073D	1B073D	1B073D	1B073D	1B073D	1B073D	1B080D	1B080D	1B080D	1B080D	1B080D	1B080D
04110	72	TKN YR,MEPRBMTE	1B073E	1B073E	1B073E	1B073E	1B073E	1B073E	1B080E	1B080E	1B080E	1B080E	1B080E	1B080E
04120	72	TKN YR,SERAX	1B073F	1B073F	1B073F	1B073F	1B073F	1B073F	1B080F	1B080F	1B080F	1B080F	1B080F	1B080F
04130	72	TKN YR,ATARAX	1B073G	1B073G	1B073G	1B073G	1B073G	1B073G	1B080G	1B080G	1B080G	1B080G	1B080G	1B080G
04140	72	TKN YR,TRANXENE	1B073H	1B073H	1B073H	1B073H	1B073H	1B073H	1B080H	1B080H	1B080H	1B080H	1B080H	1B080H
04150	72	TKN YR,VISTARIL	1B073I	1B073I	1B073I	1B073I	1B073I	1B073I	1B080I	1B080I	1B080I	1B080I	1B080I	1B080I
04160	72	TKN YR,DNT KNW	1B073J	1B073J	1B073J	1B073J	1B073J	1B073J	1B080J	1B080J	1B080J	1B080J	1B080J	1B080J
04531	77	FRM COKE-POWDER											1B90Aa	1B90Aa
04532	77	FRM COKE-FRBASE											1B90Ab	1B90Ab
04533	77	FRM COKE-PASTE											1B90Ac	1B90Ac
04534	77	FRM COKE-CRACK											1B90Ad	1B90Ad
05400	82	NARC TKN MTHDNE	1B101A	1B101A	1B101A	1B101A	1B101A	1B101A	1B100A	1B100A	1B100A	1B100A	1B100A	1B100A
05410	82	NARC TKN OPIUM	1B101B	1B101B	1B101B	1B101B	1B101B	1B101B	1B100B	1B100B	1B100B	1B100B	1B100B	1B100B
05420	82	NARC TKN MRPHNE	1B101C	1B101C	1B101C	1B101C	1B101C	1B101C	1B100C	1B100C	1B100C	1B100C	1B100C	1B100C
05430	82	NARC TKN CODEIN	1B101D	1B101D	1B101D	1B101D	1B101D	1B101D	1B100D	1B100D	1B100D	1B100D	1B100D	1B100D
05440	82	NARC TKN DEMROL	1B101E	1B101E	1B101E	1B101E	1B101E	1B101E	1B100E	1B100E	1B100E	1B100E	1B100E	1B100E
05450	82	NARC TKN PARGRC	1B101F	1B101F	1B101F	1B101F	1B101F	1B101F	1B100F	1B100F	1B100F	1B100F	1B100F	1B100F
05460	82	NARC TKN TALWIN	1B101G	1B101G	1B101G	1B101G	1B101G	1B101G	1B100G	1B100G	1B100G	1B100G	1B100G	1B100G
05470	82	NARC TKN LDANUM	1B101H	1B101H	1B101H	1B101H	1B101H	1B101H	1B100H	1B100H	1B100H	1B100H	1B100H	1B100H
05480	82	NARC TKN OTHER	1B101I	1B101I	1B101I	1B101I	1B101I	1B101I	1B100I	1B100I	1B100I	1B100I	1B100I	1B100I
05490	82	NARC TKN DNT KN	1B101J	1B101J	1B101J	1B101J	1B101J	1B101J	1B100J	1B100J	1B100J	1B100J	1B100J	1B100J
30060		CIG BRAND TODAY												
30065	47	USUAL CIG BRAND												

[illegible]

275

[illegible]

A02b: DRUGS. Exposure to users (continued)

A02c: DRUGS. Exposure through the media

A03a: DRUGS. Availability

A03b: DRUGS, Purchase

A04a: DRUGS. Expected future use among all respondents

[illegible]

277

[illegible]

A02b: DRUGS. Exposure to users (continued)

[illegible]

A02c: DRUGS. Exposure through the media

[illegible]

A03a: DRUGS. Availability

06750	45	EASY GT MARIJUA			1A013A	1A013A	1A013A	1A013A	1A013A	1A013A	1A013A	1A013A	1A013A	1A013A
06750	109	EASY GT MARIJUAN	2A21A	2A21A	2A21A	2A21A	2A21A	2A21A	2A21A	2A21A	2A21A	2A21A	2A21A	2A21A
06750	143	EASY GT MARIJUAN			3A30A	3A30A	3A30A	3A30A	3A30A	3A30A	3A30A	3A30A	3A30A	3A30A
06750	228	EASY GT MARIJUAN		6A18A	6A18A	6A20A	6A20A	6A20A	6A21A	6A21A	6A21A	6A19A	6A19A	6A19A
06760	109	EASY GT LSD	2A21B	2A21B	2A21B	2A21B	2A21B	2A21B	2A21B	2A21B	2A21B	2A21B	2A21B	2A21B
06760	228	EASY GT LSD		6A18B	6A18B	6A20B	6A20B	6A20B	6A21B	6A21B	6A21B	6A19B	6A19B	6A19B
06770	109	EASY GT PSYDELIC	2A21C	2A21C	2A21C	2A21C	2A21C	2A21C	2A21C	2A21C	2A21C	2A21C	2A21C	2A21C
06771	122	EASY GT PCP	2E07C	2E07C	2E07C	2E09C	2E09C	2E09C	2E09C	2E09C	2E09C	2E09C	2E09C	2E09C
06771	228	EASY GT PCP		6A18C	6A18C	6A20C	6A20C	6A20C	6A21C	6A21C	6A21C	6A19C	6A19C	6A19C
06780	110	EASY GT AMPHMTMNS	2A21D	2A21D	2A21D	2A21D	2A21D	2A21D	2A21D	2A21D	2A21D	2A21D	2A21D	2A21D
06780		EASY GT AMPHMTMNS		6A18E	6A18E	6A20E	6A20E	6A20E	6A21E	6A21E	6A21E		2A21E	2A21E
06790	110	EASY GT BBTUATES	2A21E	2A21E	2A21E	2A21E	2A21E	2A21E	2A21E	2A21E	2A21E			2A21E
06790		EASY GT BBTUATES		6A18F	6A18F	6A20F	6A20F	6A20F	6A21F	6A21F	6A21F			
06800	110	EASY GT TRANQLIZ	2A21F	2A21F	2A21F	2A21F	2A21F	2A21F	2A21F	2A21F	2A21F	2A21F	2A21F	2A21F
06800		EASY GT TRANQLIZ		6A18G	6A18G	6A20G	6A20G	6A20G	6A21G	6A21G	6A21G			
06810	110	EASY GT COCAINE	2A21G	2A21G	2A21G	2A21G	2A21G	2A21G	2A21G	2A21G	2A21G	2A21G	2A21G	2A21G
06811	45	EASY GT CRACK			1A013B	1A013B	1A013B	1A013B	1A013B	1A013B	1A013B	1A013B	1A013B	1A013B
06811	121	EASY GT CRACK	2E07A	2E07A	2E07A	2E09A	2E09A	2E09A	2E09A	2E09A	2E09A	2E09A	2E09A	2E09A
06811	143	EASY GT CRACK			3A30B	3A30B	3A30B	3A30B	3A30B	3A30B	3A30B	3A30B	3A30B	3A30B
06811		EASY GT CRACK		6A18H	6A18H	6A20H	6A20H	6A20H	6A21H	6A21H	6A21H			
06812	46	EASY GT COK PWD			1A013C	1A013C	1A013C	1A013C	1A013C	1A013C	1A013C	1A013C	1A013C	1A013C
06812	121	EASY GT COK PWDR	2E07B	2E07B	2E07B	2E09B	2E09B	2E09B	2E09B	2E09B	2E09B	2E09B	2E09B	2E09B
06812	144	EASY GT COK PWDR			3A30C	3A30C	3A30C	3A30C	3A30C	3A30C	3A30C	3A30C	3A30C	3A30C
06812		EASY GT COK PWDR		6A18I	6A18I	6A20I	6A20I	6A20I	6A21I	6A21I	6A21I			
06820	110	EASY GT HEROIN	2A21H	2A21H	2A21H	2A21H	2A21H	2A21H	2A21H	2A21H	2A21H	2A21H	2A21H	2A21H
06820		EASY GT HEROIN		6A18J	6A18J	6A20J	6A20J	6A20J	6A21J	6A21J	6A21J			
06830	110	EASY GT NARCOTIC	2A21I	2A21I	2A21I	2A21I	2A21I	2A21I	2A21I	2A21I	2A21I	2A21I	2A21I	2A21I
06830		EASY GT NARCOTIC		6A18K	6A18K	6A20K	6A20K	6A20K	6A21K	6A21K	6A21K			
22350	122	EASY GT NITRITES	2E07D	2E07D	2E07D	2E09D	2E09D	2E09D	2E09D	2E09D	2E09D	2E09D	2E09D	2E09D
23050	228	EASY GT MDMA		6A18D	6A18D	6A20D	6A20D	6A20D	6A21D	6A21D	6A21D	6A19D	6A19D	6A19D
23060	122	EASY GT STEROIDS				2E09F	2E09F	2E09F	2E09F	2E09F	2E09F			
23060	228	EASY GT STEROIDS			6A18M	6A20M	6A20M	6A20M	6A21M	6A21M	6A21M	6A19F	6A19F	6A19F
23610		FRQ SELL DRUGS		6A15P	6A15P	6A17P	6A17P	6A17P	6A18P	6A18P	6A18P			
24410	122	EASY GT ICE			2E07E	2E09E	2E09E	2E09E	2E09E	2E09E	2E09E	2E09E	2E09E	2E09E
24410	228	EASY GT ICE			6A18L	6A20L	6A20L	6A20L	6A21L	6A21L	6A21L	6A19E	6A19E	6A19E
25820	224	ILL DRG SOLD@SCH					6A14	6A14	6A15	6A15	6A15	6A14	6A14	6A14
30880	180	DRG SL NBHD/12MO												4D20
30950	228	EASY GT ALCOHOL												6A19G

A03b: DRUGS. Purchase

[illegible]

A04a: DRUGS. Expected future use among all respondents

[illegible]

Item Refer- ence Number	Page Loc. in this Volume	ITEM DESCRIPTION (ABBREVIATED)	QUESTIONNAIRE LOCATION BY YEAR (FORM, SECTION, AND QUESTION NUMBER)											
			1976	1977	1978	1979	1980	1981	1982	1983	1984	1985	1986	1987

A04a: DRUGS. Expected future use among all respondents (continued)

01710	232	NO SMK IN 5 YR												
02030	52	NO ALC IN 5 YR	1B017	1B017	1B017	1B017	1B017	1B017	1B017	1B017	1B017	1B017	1B017	1B017
02390	56	NO MJ/HSN IN5YR	1B028	1B028	1B028	1B028	1B028	1B028	1B032	1B032	1B032	1B032	1B032	1B032
02690	59	NO LSD IN 5 YRS	1B037	1B037	1B037	1B037	1B037	1B037	1B041	1B041	1B041	1B041	1B041	1B041
03250	66	NO AMPH IN 5YR	1B052	1B052	1B052	1B052	1B052	1B052	1B059	1B059	1B059	1B059	1B059	1B059
03720	68	NO BARB IN 5YR	1B065	1B065	1B065	1B065	1B065	1B065	1B072	1B072	1B072	1B072	1B072	1B072
04180	72	NO TRNQ IN 5YR	1B075	1B075	1B075	1B075	1B075	1B075	1B082	1B082	1B082	1B082	1B082	1B082
04600	77	NO COKE IN 5YR	1B084	1B084	1B084	1B084	1B084	1B084	1B091	1B091	1B091	1B091	1B091	1B091
05010		NO HER IN 5 YR	1B093	1B093	1B093	1B093	1B093	1B093						
05560	82	NO NARC IN 5YR	1B104	1B104	1B104	1B104	1B104	1B104	1B103	1B103	1B103	1B103	1B103	1B103
09010	147	NXT 12MOS USE MJ		3D04	3D04	3D04	3D04	3D04	3D04	3D04	3D04	3D04	3D04	3D04
23820		CIGS IN NXT 3MOS												
23830		ALCOHOL NXT 3MOS												
23840		MARIJ NEXT 3MOS												
23850		CRACK NEXT 3MOS												
23860		COK PWD NXT 3MOS												
23870		OTH DRG NXT 3MOS												
23880		STERIOD NXT 3MOS												
24000		NXT 12M USE CRCK												
24190	245	NXT 12M USE PWDR												
24440	242	FUTR SMOKE CIGS												
24450	242	FUTR DRINK ALCOL												
24460	242	FUTR TRY/USE MJ												
24470	242	FUTR TRY/USE CRK												
24480	242	FUTR TRY/US COKP												
24490	242	FUTR TR/U OTH DG												
30130	232	NEVER CIG ADDICT												
30140	232	QUIT CIG WN WANT												
30150	232	SMK -DANGER QUIT												
30290	234	ANTISMK ADS<LKLY												

A04b: DRUGS. Expected future use among nonusers

30120	232	START SMK THISYR												
-------	-----	------------------	--	--	--	--	--	--	--	--	--	--	--	--

A05a: DRUGS. Conditions of use—Alone

01720	48	#X/YR ALC ALONE	1B008A	1B008A	1B008A	1B008A	1B008A	1B008A	1B008A	1B008A	1B008A	1B008A	1B008A	1B008A
02100	53	#X/YR MJ ALONE	1B020A	1B020A	1B020A	1B020A	1B020A	1B020A	1B020A	1B020A	1B020A	1B020A	1B020A	1B020A
02400	57	#X/YR LSD ALONE	1B030A	1B030A	1B030A	1B030A	1B030A	1B030A	1B034A	1B034A	1B034A	1B034A	1B034A	1B034A
02800	63	#X/YR AMPH ALNE	1B044A	1B044A	1B044A	1B044A	1B044A	1B044A	1B051A	1B051A	1B051A	1B051A	1B051A	1B051A
03290		#X/YR BRBT ALNE	1B058A	1B058A	1B058A	1B058A	1B058A	1B058A	1B065A	1B065A	1B065A	1B065A	1B065A	1B065A
03740	69	#X/YR TRQL ALNE	1B068A	1B068A	1B068A	1B068A	1B068A	1B068A	1B075A	1B075A	1B075A	1B075A	1B075A	1B075A
04190	74	#X/YR COKE ALNE	1B077A	1B077A	1B077A	1B077A	1B077A	1B077A	1B084A	1B084A	1B084A	1B084A	1B084A	1B086A
04610		#X/YR HER ALONE	1B086A	1B086A	1B086A	1B086A	1B086A	1B086A						
05030	79	#X/YR NARC ALNE	1B096A	1B096A	1B096A	1B096A	1B096A	1B096A	1B095A	1B095A	1B095A	1B095A	1B095A	1B095A

A05b: DRUGS. Conditions of use—With others

01730	48	#X/YR ALC-2 PPL	1B008B	1B008B	1B008B	1B008B	1B008B	1B008B	1B008B	1B008B	1B008B	1B008B	1B008B	1B008B
01750	48	#X/YR ALC-DT/SP	1B008D	1B008D	1B008D	1B008D	1B008D	1B008D	1B008D	1B008D	1B008D	1B008D	1B008D	1B008D
01760	49	#X/YR ALC-ADLT	1B008E	1B008E	1B008E	1B008E	1B008E	1B008E	1B008E	1B008E	1B008E	1B008E	1B008E	1B008E
02110	53	#X/YR MJ-2 PPL	1B020B	1B020B	1B020B	1B020B	1B020B	1B020B	1B020B	1B020B	1B020B	1B020B	1B020B	1B020B
02130	53	#X/YR MJ-DT/SP	1B020D	1B020D	1B020D	1B020D	1B020D	1B020D	1B020D	1B020D	1B020D	1B020D	1B020D	1B020D
02140	54	#X/YR MJ-ADLT	1B020E	1B020E	1B020E	1B020E	1B020E	1B020E	1B020E	1B020E	1B020E	1B020E	1B020E	1B020E
02410	57	#X/YR LSD-2 PPL	1B030B	1B030B	1B030B	1B030B	1B030B	1B030B	1B034B	1B034B	1B034B	1B034B	1B034B	1B034B
02430	57	#X/YR LSD-DT/SP	1B030D	1B030D	1B030D	1B030D	1B030D	1B030D	1B034D	1B034D	1B034D	1B034D	1B034D	1B034D
02440	58	#X/YR LSD-ADLT	1B030E	1B030E	1B030E	1B030E	1B030E	1B030E	1B034E	1B034E	1B034E	1B034E	1B034E	1B034E
02810	64	#X/YR AMPH-2PPL	1B044B	1B044B	1B044B	1B044B	1B044B	1B044B	1B051B	1B051B	1B051B	1B051B	1B051B	1B051B
02830	64	#X/YR AMPH-DT/S	1B044D	1B044D	1B044D	1B044D	1B044D	1B044D	1B051D	1B051D	1B051D	1B051D	1B051D	1B051D
02840	64	#X/YR AMPH-ADLT	1B044E	1B044E	1B044E	1B044E	1B044E	1B044E	1B051E	1B051E	1B051E	1B051E	1B051E	1B051E
03300		#X/YR BRBT-2PPL	1B058B	1B058B	1B058B	1B058B	1B058B	1B058B	1B065B	1B065B	1B065B	1B065B	1B065B	1B065B
03320		#X/YR BRBT-DT/S	1B058D	1B058D	1B058D	1B058D	1B058D	1B058D	1B065D	1B065D	1B065D	1B065D	1B065D	1B065D
03330		#X/YR BRBT-ADLT	1B058E	1B058E	1B058E	1B058E	1B058E	1B058E	1B065E	1B065E	1B065E	1B065E	1B065E	1B065E
03750	69	#X/YR TRQL-2PPL	1B068B	1B068B	1B068B	1B068B	1B068B	1B068B	1B075B	1B075B	1B075B	1B075B	1B075B	1B075B
03770	69	#X/YR TRQL-DT/S	1B068D	1B068D	1B068D	1B068D	1B068D	1B068D	1B075D	1B075D	1B075D	1B075D	1B075D	1B075D
03780	70	#X/YR TRQL-ADLT	1B068E	1B068E	1B068E	1B068E	1B068E	1B068E	1B075E	1B075E	1B075E	1B075E	1B075E	1B075E
04200	74	#X/YR COKE-2PPL	1B077B	1B077B	1B077B	1B077B	1B077B	1B077B	1B084B	1B084B	1B084B	1B084B	1B084B	1B086B
04220	74	#X/YR COKE-DT/S	1B077D	1B077D	1B077D	1B077D	1B077D	1B077D	1B084D	1B084D	1B084D	1B084D	1B084D	1B086D
04230	74	#X/YR COKE-ADLT	1B077E	1B077E	1B077E	1B077E	1B077E	1B077E	1B084E	1B084E	1B084E	1B084E	1B084E	1B086E
04620		#X/YR HER-2 PPL	1B086B	1B086B	1B086B	1B086B	1B086B	1B086B						
04640		#X/YR HER-DA/SP	1B086D	1B086D	1B086D	1B086D	1B086D	1B086D						
04650		#X/YR HER-ADULT	1B086E	1B086E	1B086E	1B086E	1B086E	1B086E						
05040	79	#X/YR NARC-2PPL	1B096B	1B096B	1B096B	1B096B	1B096B	1B096B	1B095B	1B095B	1B095B	1B095B	1B095B	1B095B
05060	79	#X/YR NARC-DT/S	1B096D	1B096D	1B096D	1B096D	1B096D	1B096D	1B095D	1B095D	1B095D	1B095D	1B095D	1B095D
05070	79	#X/YR NARC-ADLT	1B096E	1B096E	1B096E	1B096E	1B096E	1B096E	1B095E	1B095E	1B095E	1B095E	1B095E	1B095E

A04a: DRUGS. Expected future use among all respondents (continued)

A04b: DRUGS. Expected future use among nonusers

A05a: DRUGS. Conditions of use—Alone

A05b: DRUGS. Conditions of use—With others

[illegible]

Item Refer- ence Number	Page Loc. in this Volume	ITEM DESCRIPTION (ABBREVIATED)	QUESTIONNAIRE LOCATION BY YEAR (FORM, SECTION, AND QUESTION NUMBER)											
			1976	1977	1978	1979	1980	1981	1982	1983	1984	1985	1986	1987

A05c: DRUGS. Settings of use (at school, at home, etc.)

01740	48	#X/YR ALC@PARTY	1B008C	1B008C	1B008C	1B008C	1B008C	1B008C	1B008C	1B008C	1B008C	1B008C	1B008C	1B008C
01770	49	#X/YR ALC-DATIM	1B008F	1B008F	1B008F	1B008F	1B008F	1B008F	1B008F	1B008F	1B008F	1B008F	1B008F	1B008F
01780	49	#X/YR ALC@HOME	1B008G	1B008G	1B008G	1B008G	1B008G	1B008G	1B008G	1B008G	1B008G	1B008G	1B008G	1B008G
01790	49	#X/YR ALC@SCHL	1B008H	1B008H	1B008H	1B008H	1B008H	1B008H	1B008H	1B008H	1B008H	1B008H	1B008H	1B008H
01810	49	#X/YR ALCIN CAR	1B008I	1B008I	1B008I	1B008I	1B008I	1B008I	1B008I	1B008I	1B008I	1B008I	1B008I	1B008I
02120	53	#X/YR MJ@PARTY	1B020C	1B020C	1B020C	1B020C	1B020C	1B020C	1B020C	1B020C	1B020C	1B020C	1B020C	1B020C
02150	54	#X/YR MJ-DATIME	1B020F	1B020F	1B020F	1B020F	1B020F	1B020F	1B020F	1B020F	1B020F	1B020F	1B020F	1B020F
02160	54	#X/YR MJ@HOME	1B020G	1B020G	1B020G	1B020G	1B020G	1B020G	1B020G	1B020G	1B020G	1B020G	1B020G	1B020G
02170	54	#X/YR MJ@SCHL	1B020H	1B020H	1B020H	1B020H	1B020H	1B020H	1B020H	1B020H	1B020H	1B020H	1B020H	1B020H
02190	54	#X/YR MJIN CAR	1B020I	1B020I	1B020I	1B020I	1B020I	1B020I	1B020I	1B020I	1B020I	1B020I	1B020I	1B020I
02420	57	#X/YR LSD@PARTY	1B030C	1B030C	1B030C	1B030C	1B030C	1B030C	1B034C	1B034C	1B034C	1B034C	1B034C	1B034C
02450	58	#X/YR LSD-DATIM	1B030F	1B030F	1B030F	1B030F	1B030F	1B030F	1B034F	1B034F	1B034F	1B034F	1B034F	1B034F
02460	58	#X/YR LSD@HOME	1B030G	1B030G	1B030G	1B030G	1B030G	1B030G	1B034G	1B034G	1B034G	1B034G	1B034G	1B034G
02470	58	#X/YR LSD@SCHL	1B030H	1B030H	1B030H	1B030H	1B030H	1B030H	1B034H	1B034H	1B034H	1B034H	1B034H	1B034H
02490	58	#X/YR LSDIN CAR	1B030I	1B030I	1B030I	1B030I	1B030I	1B030I	1B034I	1B034I	1B034I	1B034I	1B034I	1B034I
02820	64	#X/YR AMPH@PRTY	1B044C	1B044C	1B044C	1B044C	1B044C	1B044C	1B051C	1B051C	1B051C	1B051C	1B051C	1B051C
02850	64	#X/YR AMPH-DATM	1B044F	1B044F	1B044F	1B044F	1B044F	1B044F	1B051F	1B051F	1B051F	1B051F	1B051F	1B051F
02860	64	#X/YR AMPH@HOME	1B044G	1B044G	1B044G	1B044G	1B044G	1B044G	1B051G	1B051G	1B051G	1B051G	1B051G	1B051G
02880	64	#X/YR AMPH@SCHL	1B044H	1B044H	1B044H	1B044H	1B044H	1B044H	1B051H	1B051H	1B051H	1B051H	1B051H	1B051H
02890	64	#X/YR AMPH@CAR	1B044I	1B044I	1B044I	1B044I	1B044I	1B044I	1B051I	1B051I	1B051I	1B051I	1B051I	1B051I
03310		#X/YR BRBT@PRTY	1B058C	1B058C	1B058C	1B058C	1B058C	1B058C	1B065C	1B065C	1B065C	1B065C	1B065C	1B065C
03340		#X/YR BRBT-DATM	1B058F	1B058F	1B058F	1B058F	1B058F	1B058F	1B065F	1B065F	1B065F	1B065F	1B065F	1B065F
03350		#X/YR BRBT@HOME	1B058G	1B058G	1B058G	1B058G	1B058G	1B058G	1B065G	1B065G	1B065G	1B065G	1B065G	1B065G
03360		#X/YR BRBT@SCHL	1B058H	1B058H	1B058H	1B058H	1B058H	1B058H	1B065H	1B065H	1B065H	1B065H	1B065H	1B065H
03380		#X/YR BRBT@CAR	1B058I	1B058I	1B058I	1B058I	1B058I	1B058I	1B065I	1B065I	1B065I	1B065I	1B065I	1B065I
03760	69	#X/YR TRQL@PRTY	1B068C	1B068C	1B068C	1B068C	1B068C	1B068C	1B075C	1B075C	1B075C	1B075C	1B075C	1B075C
03790	70	#X/YR TRQL-DATM	1B068F	1B068F	1B068F	1B068F	1B068F	1B068F	1B075F	1B075F	1B075F	1B075F	1B075F	1B075F
03800	70	#X/YR TRQL@HOME	1B068G	1B068G	1B068G	1B068G	1B068G	1B068G	1B075G	1B075G	1B075G	1B075G	1B075G	1B075G
03810	70	#X/YR TRQL@SCHL	1B068H	1B068H	1B068H	1B068H	1B068H	1B068H	1B075H	1B075H	1B075H	1B075H	1B075H	1B075H
03830	70	#X/YR TRQL@CAR	1B068I	1B068I	1B068I	1B068I	1B068I	1B068I	1B075I	1B075I	1B075I	1B075I	1B075I	1B075I
04210	74	#X/YR COKE@PRTY	1B077C	1B077C	1B077C	1B077C	1B077C	1B077C	1B084C	1B084C	1B084C	1B084C	1B084C	1B086C
04240	74	#X/YR COKE-DATM	1B077F	1B077F	1B077F	1B077F	1B077F	1B077F	1B084F	1B084F	1B084F	1B084F	1B084F	1B086F
04250	74	#X/YR COKE@HOME	1B077G	1B077G	1B077G	1B077G	1B077G	1B077G	1B084G	1B084G	1B084G	1B084G	1B084G	1B086G
04260	75	#X/YR COKE@SCHL	1B077H	1B077H	1B077H	1B077H	1B077H	1B077H	1B084H	1B084H	1B084H	1B084H	1B084H	1B086H
04280	75	#X/YR COKE@CAR	1B077I	1B077I	1B077I	1B077I	1B077I	1B077I	1B084I	1B084I	1B084I	1B084I	1B084I	1B086I
04630		#X/YR HER@PARTY	1B086C	1B086C	1B086C	1B086C	1B086C	1B086C						
04660		#X/YR HER-DATIM	1B086F	1B086F	1B086F	1B086F	1B086F	1B086F						
04670		#X/YR HER@HOME	1B086G	1B086G	1B086G	1B086G	1B086G	1B086G						
04680		#X/YR HER@SCHL	1B086H	1B086H	1B086H	1B086H	1B086H	1B086H						
04700		#X/YR HER@CAR	1B086I	1B086I	1B086I	1B086I	1B086I	1B086I						
05050	79	#X/YR NARC@PRTY	1B096C	1B096C	1B096C	1B096C	1B096C	1B096C	1B095C	1B095C	1B095C	1B095C	1B095C	1B095C
05080	79	#X/YR NARC-DATM	1B096F	1B096F	1B096F	1B096F	1B096F	1B096F	1B095F	1B095F	1B095F	1B095F	1B095F	1B095F
05090	79	#X/YR NARC@HOME	1B096G	1B096G	1B096G	1B096G	1B096G	1B096G	1B095G	1B095G	1B095G	1B095G	1B095G	1B095G
05100	79	#X/YR NARC@SCHL	1B096H	1B096H	1B096H	1B096H	1B096H	1B096H	1B095H	1B095H	1B095H	1B095H	1B095H	1B095H
05120	80	#X/YR NARC @CAR	1B096I	1B096I	1B096I	1B096I	1B096I	1B096I	1B095I	1B095I	1B095I	1B095I	1B095I	1B095I
21940	214	PARTY-YOU HI ALC									5E08D	5E08D	5E08D	5E08D
21990	214	PARTY-YOU HI MJ									5E08I	5E08I	5E08I	5E08I
22030	215	PARTY-YOU HI OTD									5E08M	5E08M	5E08M	5E08M
22060	215	PRF PTY-U HI ALC									5E09B	5E09B	5E09B	5E09B
22080	216	PRF PTY-U USE MJ									5E09D	5E09D	5E09D	5E09D
22100	216	PR PTY-U USE OTD									5E09F	5E09F	5E09F	5E09F
25690	110	4WKS ALC@SCHOOL												
25700	111	4WKS MJ/OTD@SCHL												
25710	111	4WKS TOBACCO@SCH												
30910	49	#X/YR ALC@PARK/B												
30920	49	#X/YR ALC@BAR/RT												
30930	54	#X/YR MJ@PARK/B												

A05d: DRUGS. Mode of drug administration

03210	66	MTHD AMPH-MOUTH	1B050A	1B050A	1B050A	1B050A	1B050A	1B050A	1B057A	1B057A	1B057A	1B057A	1B057A	1B057A
03215	66	MTHD AMPH-SMOKG												
03220	66	MTHD AMPH-INJCT	1B050B	1B050B	1B050B	1B050B	1B050B	1B050B	1B057B	1B057B	1B057B	1B057B	1B057B	1B057B
03230	66	MTHD AMPH-OTHER	1B050C	1B050C	1B050C	1B050C	1B050C	1B050C	1B057C	1B057C	1B057C	1B057C	1B057C	1B057C
04550	77	MTHD COKE SNORT	1B083A	1B083A	1B083A	1B083A	1B083A	1B083A	1B090A	1B090A	1B090A	1B090A	1B090Ba	1B090Ba
04560	77	MTHD COKE-SMOKE	1B083B	1B083B	1B083B	1B083B	1B083B	1B083B	1B090B	1B090B	1B090B	1B090B	1B090Bb	1B090Bb
04570	77	MTHD COKE-INJCT	1B083C	1B083C	1B083C	1B083C	1B083C	1B083C	1B090C	1B090C	1B090C	1B090C	1B090Bc	1B090Bc
04575	77	MTHD COKE-INHAL											1B090Bd	1B090Bd
04580	77	MTHD COKE-MOUTH	1B083D	1B083D	1B083D	1B083D	1B083D	1B083D	1B090D	1B090D	1B090D	1B090D	1B090Be	1B090Be
04590	77	MTHD COKE-OTHER	1B083E	1B083E	1B083E	1B083E	1B083E	1B083E	1B090E	1B090E	1B090E	1B090E	1B090Bf	1B090Bf
04960		METHD HRN SNORT	1B092A	1B092A	1B092A	1B092A	1B092A	1B092A						
04970		METHD HRN-SMOKE	1B092B	1B092B	1B092B	1B092B	1B092B	1B092B						
04980		METHD HRN-INJCT	1B092C	1B092C	1B092C	1B092C	1B092C	1B092C						
04990		METHD HRN-MOUTH	1B092D	1B092D	1B092D	1B092D	1B092D	1B092D						
05000		METHD HRN-OTHER	1B092E	1B092E	1B092E	1B092E	1B092E	1B092E						
05510	82	METH NARC SNORT	1B103A	1B103A	1B103A	1B103A	1B103A	1B103A	1B102A	1B102A	1B102A	1B102A	1B102A	1B102A
05520	82	METH NARC SMOKE	1B103B	1B103B	1B103B	1B103B	1B103B	1B103B	1B102B	1B102B	1B102B	1B102B	1B102B	1B102B
05530	82	METH NARC INJCT	1B103C	1B103C	1B103C	1B103C	1B103C	1B103C	1B102C	1B102C	1B102C	1B102C	1B102C	1B102C
05540	82	METH NARC MOUTH	1B103D	1B103D	1B103D	1B103D	1B103D	1B103D	1B102D	1B102D	1B102D	1B102D	1B102D	1B102D

[illegible]

A05c: DRUGS. Settings of use (at school, at home, etc.)

[illegible]

A05d: DRUGS. Mode of drug administration

[illegible]

[illegible]

[illegible]

A05d: DRUGS. Mode of drug administration (continued)

[illegible]

A06a: DRUGS. Reasons for use

[illegible]

MONITORING THE FUTURE

Item Refer- ence Number	Page Loc. in this Volume	ITEM DESCRIPTION (ABBREVIATED)	QUESTIONNAIRE LOCATION BY YEAR (FORM, SECTION, AND QUESTION NUMBER)											
			1976	1977	1978	1979	1980	1981	1982	1983	1984	1985	1986	1987

A06a: DRUGS. Reasons for use (continued)

03570		BARB GET SLEEP	1B060M	1B060M	1B060M	1B060M	1B060M	1B060M	1B060M	1B067M	1B067M	1B067M	1B067M	1B067M
03575		BARB RLV PHYS P			1B060N	1B060N	1B060N	1B060N	1B060N	1B067N	1B067N	1B067N	1B067N	1B067N
03580		BARB I AM HOOKD	1B060N	1B060N	1B060O	1B060O	1B060O	1B060O	1B060O	1B067O	1B067O	1B067O	1B067O	1B067O
03910	71	TRNQ EXPERIMENT	1B070A	1B070A	1B070A	1B070A	1B070A	1B070A	1B070A	1B077A	1B077A	1B077A	1B077A	1B077A
03920	71	TRNQ RELAX	1B070B	1B070B	1B070B	1B070B	1B070B	1B070B	1B070B	1B077B	1B077B	1B077B	1B077B	1B077B
03930	71	TRNQ GET HIGH	1B070C	1B070C	1B070C	1B070C	1B070C	1B070C	1B070C	1B077C	1B077C	1B077C	1B077C	1B077C
03940	71	TRNQ SK INSIGHT	1B070D	1B070D	1B070D	1B070D	1B070D	1B070D	1B070D	1B077D	1B077D	1B077D	1B077D	1B077D
03950	71	TRNQ GD TM FRND	1B070E	1B070E	1B070E	1B070E	1B070E	1B070E	1B070E	1B077E	1B077E	1B077E	1B077E	1B077E
03960	71	TRNQ FIT IN GRP	1B070F	1B070F	1B070F	1B070F	1B070F	1B070F	1B070F	1B077F	1B077F	1B077F	1B077F	1B077F
03970	71	TRNQ GT AWY PRB	1B070G	1B070G	1B070G	1B070G	1B070G	1B070G	1B070G	1B077G	1B077G	1B077G	1B077G	1B077G
03980	71	TRNQ BOREDOM	1B070H	1B070H	1B070H	1B070H	1B070H	1B070H	1B070H	1B077H	1B077H	1B077H	1B077H	1B077H
03990	71	TRNQ ANGR&FRSTN	1B070I	1B070I	1B070I	1B070I	1B070I	1B070I	1B070I	1B077I	1B077I	1B077I	1B077I	1B077I
04000	71	TRNQ GT THRU DA	1B070J	1B070J	1B070J	1B070J	1B070J	1B070J	1B070J	1B077J	1B077J	1B077J	1B077J	1B077J
04010	71	TRNQ INCR EF DR	1B070K	1B070K	1B070K	1B070K	1B070K	1B070K	1B070K	1B077K	1B077K	1B077K	1B077K	1B077K
04020	71	TRNQ DCRS EF DR	1B070L	1B070L	1B070L	1B070L	1B070L	1B070L	1B070L	1B077L	1B077L	1B077L	1B077L	1B077L
04030	71	TRNQ GET SLEEP	1B070M	1B070M	1B070M	1B070M	1B070M	1B070M	1B070M	1B077M	1B077M	1B077M	1B077M	1B077M
04035	71	TRNQ RLV PHYS P			1B070N	1B070N	1B070N	1B070N	1B070N	1B077N	1B077N	1B077N	1B077N	1B077N
04040	71	TRNQ I AM HOOKD	1B070N	1B070N	1B070O	1B070O	1B070O	1B070O	1B070O	1B077O	1B077O	1B077O	1B077O	1B077O
04370	76	COKE EXPERIMENT	1B079A	1B079A	1B079A	1B079A	1B079A	1B079A	1B079A	1B086A	1B086A	1B086A	1B086A	1B086A
04380	76	COKE RELAX	1B079B	1B079B	1B079B	1B079B	1B079B	1B079B	1B079B	1B086B	1B086B	1B086B	1B086B	1B086B
04390	76	COKE GET HIGH	1B079C	1B079C	1B079C	1B079C	1B079C	1B079C	1B079C	1B086C	1B086C	1B086C	1B086C	1B086C
04400	76	COKE SK INSIGHT	1B079D	1B079D	1B079D	1B079D	1B079D	1B079D	1B079D	1B086D	1B086D	1B086D	1B086D	1B086D
04410	76	COKE GD TM FRND	1B079E	1B079E	1B079E	1B079E	1B079E	1B079E	1B079E	1B086E	1B086E	1B086E	1B086E	1B086E
04420	76	COKE FIT IN GRP	1B079F	1B079F	1B079F	1B079F	1B079F	1B079F	1B079F	1B086F	1B086F	1B086F	1B086F	1B086F
04430	76	COKE GT AWY PRB	1B079G	1B079G	1B079G	1B079G	1B079G	1B079G	1B079G	1B086G	1B086G	1B086G	1B086G	1B086G
04440	76	COKE BOREDOM	1B079H	1B079H	1B079H	1B079H	1B079H	1B079H	1B079H	1B086H	1B086H	1B086H	1B086H	1B086H
04450	76	COKE ANGR&FRSTN	1B079I	1B079I	1B079I	1B079I	1B079I	1B079I	1B079I	1B086I	1B086I	1B086I	1B086I	1B086I
04460	76	COKE GT THRU DA	1B079J	1B079J	1B079J	1B079J	1B079J	1B079J	1B079J	1B086J	1B086J	1B086J	1B086J	1B086J
04470	76	COKE INCR EF DR	1B079K	1B079K	1B079K	1B079K	1B079K	1B079K	1B079K	1B086K	1B086K	1B086K	1B086K	1B086K
04480	76	COKE DCRS EF DR	1B079L	1B079L	1B079L	1B079L	1B079L	1B079L	1B079L	1B086L	1B086L	1B086L	1B086L	1B086L
04490	76	COKE STAY AWAKE	1B079M	1B079M	1B079M	1B079M	1B079M	1B079M	1B079M	1B086M	1B086M	1B086M	1B086M	1B086M
04500	76	COKE GET-ENERGY	1B079N	1B079N	1B079N	1B079N	1B079N	1B079N	1B079N	1B086N	1B086N	1B086N	1B086N	1B086N
04510	76	COKE I AM HOOKD	1B079O	1B079O	1B079O	1B079O	1B079O	1B079O	1B079O	1B086O	1B086O	1B086O	1B086O	1B086O
04800		HERIN EXPERIMENT	1B088A	1B088A	1B088A	1B088A	1B088A	1B088A	1B088A					
04810		HERIN RELAX	1B088B	1B088B	1B088B	1B088B	1B088B	1B088B	1B088B					
04820		HERIN GET HIGH	1B088C	1B088C	1B088C	1B088C	1B088C	1B088C	1B088C					
04830		HERIN SK INSIGT	1B088D	1B088D	1B088D	1B088D	1B088D	1B088D	1B088D					
04840		HERIN GD TM FRN	1B088E	1B088E	1B088E	1B088E	1B088E	1B088E	1B088E					
04850		HERIN FT IN GRP	1B088F	1B088F	1B088F	1B088F	1B088F	1B088F	1B088F					
04860		HERIN GT AWY PB	1B088G	1B088G	1B088G	1B088G	1B088G	1B088G	1B088G					
04870		HERIN BOREDOM	1B088H	1B088H	1B088H	1B088H	1B088H	1B088H	1B088H					
04880		HERIN ANGR&FRST	1B088I	1B088I	1B088I	1B088I	1B088I	1B088I	1B088I					
04890		HERIN GT THR DA	1B088J	1B088J	1B088J	1B088J	1B088J	1B088J	1B088J					
04900		HERIN INC EF DG	1B088K	1B088K	1B088K	1B088K	1B088K	1B088K	1B088K					
04910		HERIN DEC EF DG	1B088L	1B088L	1B088L	1B088L	1B088L	1B088L	1B088L					
04920		HERIN I AM HOOK	1B088M	1B088M	1B088M	1B088M	1B088M	1B088M	1B088M					
05230	81	NARC EXPERIMENT	1B098A	1B098A	1B098A	1B098A	1B098A	1B098A	1B098A	1B097A	1B097A	1B097A	1B097A	1B097A
05240	81	NARC RELAX	1B098B	1B098B	1B098B	1B098B	1B098B	1B098B	1B098B	1B097B	1B097B	1B097B	1B097B	1B097B
05250	81	NARC GET HIGH	1B098C	1B098C	1B098C	1B098C	1B098C	1B098C	1B098C	1B097C	1B097C	1B097C	1B097C	1B097C
05260	81	NARC SK INSIGTS	1B098D	1B098D	1B098D	1B098D	1B098D	1B098D	1B098D	1B097D	1B097D	1B097D	1B097D	1B097D
05270	81	NARC GD TM FRND	1B098E	1B098E	1B098E	1B098E	1B098E	1B098E	1B098E	1B097E	1B097E	1B097E	1B097E	1B097E
05280	81	NARC FIT IN GRP	1B098F	1B098F	1B098F	1B098F	1B098F	1B098F	1B098F	1B097F	1B097F	1B097F	1B097F	1B097F
05290	81	NARC GT AWY PBM	1B098G	1B098G	1B098G	1B098G	1B098G	1B098G	1B098G	1B097G	1B097G	1B097G	1B097G	1B097G
05300	81	NARC BOREDOM	1B098H	1B098H	1B098H	1B098H	1B098H	1B098H	1B098H	1B097H	1B097H	1B097H	1B097H	1B097H
05310	81	NARC ANGR&FRSTN	1B098I	1B098I	1B098I	1B098I	1B098I	1B098I	1B098I	1B097I	1B097I	1B097I	1B097I	1B097I
05320	81	NARC GT THRU DA	1B098J	1B098J	1B098J	1B098J	1B098J	1B098J	1B098J	1B097J	1B097J	1B097J	1B097J	1B097J
05330	81	NARC INC EF DG	1B098K	1B098K	1B098K	1B098K	1B098K	1B098K	1B098K	1B097K	1B097K	1B097K	1B097K	1B097K
05340	81	NARC DEC EF DG	1B098L	1B098L	1B098L	1B098L	1B098L	1B098L	1B098L	1B097L	1B097L	1B097L	1B097L	1B097L
05350	81	NARC GET SLEEP	1B098M	1B098M	1B098M	1B098M	1B098M	1B098M	1B098M	1B097M	1B097M	1B097M	1B097M	1B097M
05360	81	NARC SBST HERIN	1B098N	1B098N	1B098N	1B098N	1B098N	1B098N	1B098N	1B097N	1B097N	1B097N	1B097N	1B097N
05363	81	NARC RLV PHYS P			1B098O	1B098O	1B098O	1B098O	1B098O	1B097O	1B097O	1B097O	1B097O	1B097O
05366	81	NARC RLV COUGHN			1B098P	1B098P	1B098P	1B098P	1B098P	1B097P	1B097P	1B097P	1B097P	1B097P
05370	81	NARC I AM HOOKD	1B098O	1B098O	1B098Q	1B098Q	1B098Q	1B098Q	1B098Q	1B097Q	1B097Q	1B097Q	1B097Q	1B097Q
23740		STRDS-RECOVR INJ												
23750		STRDS-PREVTN INJ												
23760		STRDS-IMP PERFRM												
23770		STRDS-IMP APPEAR												
23780		STRDS-OTHER RSNS												
30110	232	START SMK LOSEWT												

A06b: DRUGS. Reasons for abstinence from, or stopping drug use

09020	147	CNCRN PSYCH DAMG	3D04A	3D04A*	3D04A	3D04A	3D04A	3D04A	3D04A	3D04A	3D04A	3D04A	3D04A	3D04A
09030	147	CNCRN PHYSCL DMG	3D04B	3D04B*	3D04B	3D04B	3D04B	3D04B	3D04B	3D04B	3D04B	3D04B	3D04B	3D04B
09040	147	CNCRN GT ARRESTD	3D04C	3D04C*	3D04C	3D04C	3D04C	3D04C	3D04C	3D04C	3D04C	3D04C	3D04C	3D04C
09050	147	CNCRN BECOM ADCT	3D04D	3D04D*	3D04D	3D04D	3D04D	3D04D	3D04D	3D04D	3D04D	3D04D	3D04D	3D04D
09060	147	AGST MY BELIEFS	3D04E	3D04E*	3D04E	3D04E	3D04E	3D04E	3D04E	3D04E	3D04E	3D04E	3D04E	3D04E
09070	147	CNCRN LEGY&AMBTN	3D04F	3D04F*	3D04F	3D04F	3D04F	3D04F	3D04F	3D04F	3D04F	3D04F	3D04F	3D04F
09080	147	CNCRN LOSS CNTRL	3D04G	3D04G*	3D04G	3D04G	3D04G	3D04G	3D04G	3D04G	3D04G	3D04G	3D04G	3D04G

*item text changed from previous year

A06a: DRUGS. Reasons for use (continued)

A06b: DRUGS. Reasons for abstention from, or stopping drug use

[illegible]

Item Refer- ence Number	Page Loc. in this Volume	ITEM DESCRIPTION (ABBREVIATED)	QUESTIONNAIRE LOCATION BY YEAR (FORM, SECTION, AND QUESTION NUMBER)											
			1976	1977	1978	1979	1980	1981	1982	1983	1984	1985	1986	1987

A06b: DRUGS. Reasons for abstention from, or stopping drug use (continued)

09090	147	MJ ->STRNGR DRGS	3D04H	3D04H*	3D04H	3D04H	3D04H	3D04H	3D04H	3D04H	3D04H	3D04H	3D04H	3D04H
09100	147	MJ NOT ENJOYABLE	3D04I	3D04I*	3D04I	3D04I	3D04I	3D04I	3D04I	3D04I	3D04I	3D04I	3D04I	3D04I
09110	147	PRNTS DISAPPROVE	3D04J	3D04J*	3D04J	3D04J	3D04J	3D04J	3D04J	3D04J	3D04J	3D04J	3D04J	3D04J
09120	147	HS/WF DISAPPROVE	3D04K	3D04K*	3D04K	3D04K	3D04K	3D04K	3D04K	3D04K	3D04K	3D04K	3D04K	3D04K
09130	147	DONT LIKE USERS	3D04L	3D04L*	3D04L	3D04L	3D04L	3D04L	3D04L	3D04L	3D04L	3D04L	3D04L	3D04L
09140	147	FRNDS DNT USE IT	3D04M	3D04M*	3D04M	3D04M	3D04M	3D04M	3D04M	3D04M	3D04M	3D04M	3D04M	3D04M
09150	147	PSSBLY BAD TRIP	3D04N	3D04N*	3D04N	3D04N	3D04N	3D04N	3D04N	3D04N	3D04N	3D04N	3D04N	3D04N
09160	147	TOO EXPENSIVE		3D04O	3D04O	3D04O	3D04O	3D04O	3D04O	3D04O	3D04O	3D04O	3D04O	3D04O
09170	147	NOT AVAILABLE		3D04P	3D04P	3D04P	3D04P	3D04P	3D04P	3D04P	3D04P	3D04P	3D04P	3D04P
09180	147	NOT WNT GET HIGH		3D04Q	3D04Q	3D04Q	3D04Q	3D04Q	3D04Q	3D04Q	3D04Q	3D04Q	3D04Q	3D04Q
24010		CRK CRN PSYC DMG												
24020		CRK CRN PHYS DMG												
24030		CRK CRN GT ARSTD												
24040		CRK CRN ADDICTN												
24050		CRK AGST BELIEFS												
24060		CRK CRN LEGY&AMB												
24070		CRK CRN LSS CNTL												
24080		CRK->STRNGR DRGS												
24090		CRK NT ENJOYABLE												
24100		CRK PRNTS DISAPR												
24110		CRK HS/WF DISAPR												
24120		CRK DISLIKE USRS												
24130		CRK FRNDS DT USE												
24140		CRK TOO EXPENSIV												
24150		CRK NOT AVAILBLE												
24160		CRK NT WNT GT HI												
24170		CRK DEALRS DNGRS												
24180		CRK SUPRT CRMNLS												
24200	246	PWD CRN PSYC DMG												
24210	246	PWD CRN PHYS DMG												
24220	246	PWD CRN GT ARSTD												
24230	246	PWD CRN ADDICTN												
24240	246	PWD AGST BELIEFS												
24250	246	PWD CRN LEGY&AMB												
24260	246	PWD CRN LSS CNTL												
24270	246	PWD->STRNGR DRGS												
24280	246	PWD NT ENJOYABLE												
24290	246	PWD PRNTS DISAPR												
24300	247	PWD HS/WF DISAPR												
24310	247	PWD DISLIKE USRS												
24320	247	PWD FRNDS DT USE												
24330	247	PWD TOO EXPENSIV												
24340	247	PWD NOT AVAILBLE												
24350	247	PWD NT WNT GT HI												
24360	247	PWD DEALRS DNGRS												
24370	247	PWD SUPRT CRMNLS												

A06c: DRUGS. Worries about the consequences of quitting

30100	231	QUIT SMK WRY FAT												
-------	-----	------------------	--	--	--	--	--	--	--	--	--	--	--	--

A07a: DRUGS. Driving, tickets, and accidents after use

00660	22	#TCKTS AFT DRNK	1C29A	1C29A	1C29A	1C29A	1C29A	1C29A	1C29A	1C29A	1C29A	1C29A	1C29A	1C29A
00660	22	#TCKTS AFT DRNK	2C29A	2C29A	2C29A	2C29A	2C29A	2C29A	2C29A	2C29A	2C29A	2C29A	2C29A	2C29A
00660	22	#TCKTS AFT DRNK	3C29A	3C29A	3C29A	3C29A	3C29A	3C29A	3C29A	3C29A	3C29A	3C29A	3C29A	3C29A
00660	22	#TCKTS AFT DRNK	4C29A	4C29A	4C29A	4C29A	4C29A	4C29A	4C29A	4C29A	4C29A	4C29A	4C29A	4C29A
00660	22	#TCKTS AFT DRNK	5C29A	5C29A	5C29A	5C29A	5C29A	5C29A	5C29A	5C29A	5C29A	5C29A	5C29A	5C29A
00660	22	#TCKTS AFT DRNK												
00670	23	#TCKTS AFT MARJ	1C29B	1C29B	1C29B	1C29B	1C29B	1C29B	1C29B	1C29B	1C29B	1C29B	1C29B	1C29B
00670	23	#TCKTS AFT MARJ	2C29B	2C29B	2C29B	2C29B	2C29B	2C29B	2C29B	2C29B	2C29B	2C29B	2C29B	2C29B
00670	23	#TCKTS AFT MARJ	3C29B	3C29B	3C29B	3C29B	3C29B	3C29B	3C29B	3C29B	3C29B	3C29B	3C29B	3C29B
00670	23	#TCKTS AFT MARJ	4C29B	4C29B	4C29B	4C29B	4C29B	4C29B	4C29B	4C29B	4C29B	4C29B	4C29B	4C29B
00670	23	#TCKTS AFT MARJ	5C29B	5C29B	5C29B	5C29B	5C29B	5C29B	5C29B	5C29B	5C29B	5C29B	5C29B	5C29B
00670	23	#TCKTS AFT MARJ												
00680	23	#TCKTS AFT OTDG	1C29C	1C29C	1C29C	1C29C	1C29C	1C29C	1C29C	1C29C	1C29C	1C29C	1C29C	1C29C
00680	23	#TCKTS AFT OTDG	2C29C	2C29C	2C29C	2C29C	2C29C	2C29C	2C29C	2C29C	2C29C	2C29C	2C29C	2C29C
00680	23	#TCKTS AFT OTDG	3C29C	3C29C	3C29C	3C29C	3C29C	3C29C	3C29C	3C29C	3C29C	3C29C	3C29C	3C29C
00680	23	#TCKTS AFT OTDG	4C29C	4C29C	4C29C	4C29C	4C29C	4C29C	4C29C	4C29C	4C29C	4C29C	4C29C	4C29C
00680	23	#TCKTS AFT OTDG	5C29C	5C29C	5C29C	5C29C	5C29C	5C29C	5C29C	5C29C	5C29C	5C29C	5C29C	5C29C
00680	23	#TCKTS AFT OTDG												
00700	23	#ACDTS AFT DRNK	1C31A	1C31A	1C31A	1C31A	1C31A	1C31A	1C31A	1C31A	1C31A	1C31A	1C31A	1C31A
00700	23	#ACDTS AFT DRNK	2C31A	2C31A	2C31A	2C31A	2C31A	2C31A	2C31A	2C31A	2C31A	2C31A	2C31A	2C31A
00700	23	#ACDTS AFT DRNK	3C31A	3C31A	3C31A	3C31A	3C31A	3C31A	3C31A	3C31A	3C31A	3C31A	3C31A	3C31A
00700	23	#ACDTS AFT DRNK	4C31A	4C31A	4C31A	4C31A	4C31A	4C31A	4C31A	4C31A	4C31A	4C31A	4C31A	4C31A
00700	23	#ACDTS AFT DRNK	5C31A	5C31A	5C31A	5C31A	5C31A	5C31A	5C31A	5C31A	5C31A	5C31A	5C31A	5C31A
00700	23	#ACDTS AFT DRNK												
00710	23	#ACDTS AFT MARJ	1C31B	1C31B	1C31B	1C31B	1C31B	1C31B	1C31B	1C31B	1C31B	1C31B	1C31B	1C31B
00710	23	#ACDTS AFT MARJ	2C31B	2C31B	2C31B	2C31B	2C31B	2C31B	2C31B	2C31B	2C31B	2C31B	2C31B	2C31B

*=item text changed from previous year

[illegible]

A06b: DRUGS. Reasons for abstinence from, or stopping drug use (continued)

[illegible]

A06c: DRUGS. Worries about the consequences of quitting

[illegible]

A07a: DRUGS. Driving, tickets, and accidents after use

[illegible]

Item Refer- ence Number	Page Loc. in this Volume	ITEM DESCRIPTION (ABBREVIATED)	QUESTIONNAIRE LOCATION BY YEAR (FORM, SECTION, AND QUESTION NUMBER)											
			1976	1977	1978	1979	1980	1981	1982	1983	1984	1985	1986	1987

A07a: DRUGS. Driving, tickets, and accidents after use (continued)

00710	23	#ACDTS AFT MARJ	3C31B	3C31B	3C31B	3C31B	3C31B	3C31B	3C31B	3C31B	3C31B	3C31B	3C31B	3C31B
00710	23	#ACDTS AFT MARJ	4C31B	4C31B	4C31B	4C31B	4C31B	4C31B	4C31B	4C31B	4C31B	4C31B	4C31B	4C31B
00710	23	#ACDTS AFT MARJ	5C31B	5C31B	5C31B	5C31B	5C31B	5C31B	5C31B	5C31B	5C31B	5C31B	5C31B	5C31B
00710	23	#ACDTS AFT MARJ												
00720	23	#ACDTS AFT OTDG	1C31C	1C31C	1C31C	1C31C	1C31C	1C31C	1C31C	1C31C	1C31C	1C31C	1C31C	1C31C
00720	23	#ACDTS AFT OTDG	2C31C	2C31C	2C31C	2C31C	2C31C	2C31C	2C31C	2C31C	2C31C	2C31C	2C31C	2C31C
00720	23	#ACDTS AFT OTDG	3C31C	3C31C	3C31C	3C31C	3C31C	3C31C	3C31C	3C31C	3C31C	3C31C	3C31C	3C31C
00720	23	#ACDTS AFT OTDG	4C31C	4C31C	4C31C	4C31C	4C31C	4C31C	4C31C	4C31C	4C31C	4C31C	4C31C	4C31C
00720	23	#ACDTS AFT OTDG	5C31C	5C31C	5C31C	5C31C	5C31C	5C31C	5C31C	5C31C	5C31C	5C31C	5C31C	5C31C
00720	23	#ACDTS AFT OTDG												
01811	126	#X/2W DRIVE+ALCL									2E19A	2E19A	2E19A	2E20A
01812	126	#X/2W DRIVE+5DRK									2E19B	2E19B	2E19B	2E20B
01815	126	#X/2W RIDE+ALCL									2E20A	2E20A	2E20A	2E21A
01816	127	#X/2W RIDE+5DRK									2E20B	2E20B	2E20B	2E21B

A07b: DRUGS. Other problems

09190		AL CS BEHV REGRT	3D05A	3D05A	3D05A	3D05A	3D05A	3D05A	3D05A	3D05A	3D05A	3D05A	3D05A	3D05A
09200		AL HURT REL PRNT	3D05A	3D05A	3D05A	3D05A	3D05A	3D05A	3D05A	3D05A	3D05A	3D05A	3D05A	3D05A
09210		AL HURT REL SPSE	3D05A	3D05A	3D05A	3D05A	3D05A	3D05A	3D05A	3D05A	3D05A	3D05A	3D05A	3D05A
09220		AL HURT REL FRND	3D05A	3D05A	3D05A	3D05A	3D05A	3D05A	3D05A	3D05A	3D05A	3D05A	3D05A	3D05A
09230		AL HURT REL TCHR	3D05A	3D05A	3D05A	3D05A	3D05A	3D05A	3D05A	3D05A	3D05A	3D05A	3D05A	3D05A
09240		AL INV PL BD INF	3D05A	3D05A	3D05A	3D05A	3D05A	3D05A	3D05A	3D05A	3D05A	3D05A	3D05A	3D05A
09250		AL HURT PERF JOB	3D05A	3D05A	3D05A	3D05A	3D05A	3D05A	3D05A	3D05A	3D05A	3D05A	3D05A	3D05A
09260		AL CAUS<INTERSTD	3D05A	3D05A	3D05A	3D05A	3D05A	3D05A	3D05A	3D05A	3D05A	3D05A	3D05A	3D05A
09270		AL CS<STABL EMTN	3D05A	3D05A	3D05A	3D05A	3D05A	3D05A	3D05A	3D05A	3D05A	3D05A	3D05A	3D05A
09280		AL CS HAV<ENERGY	3D05A	3D05A	3D05A	3D05A	3D05A	3D05A	3D05A	3D05A	3D05A	3D05A	3D05A	3D05A
09290		AL INTF THINK CLR	3D05A	3D05A	3D05A	3D05A	3D05A	3D05A	3D05A	3D05A	3D05A	3D05A	3D05A	3D05A
09300		AL BD PSYCH EFCT	3D05A	3D05A	3D05A	3D05A	3D05A	3D05A	3D05A	3D05A	3D05A	3D05A	3D05A	3D05A
09310		AL CS HEALTH BAD	3D05A	3D05A	3D05A	3D05A	3D05A	3D05A	3D05A	3D05A	3D05A	3D05A	3D05A	3D05A
09320		AL CS DRIV UNSAF	3D05A	3D05A	3D05A	3D05A	3D05A	3D05A	3D05A	3D05A	3D05A	3D05A	3D05A	3D05A
09330		AL GT TRBL W POL	3D05A	3D05A	3D05A	3D05A	3D05A	3D05A	3D05A	3D05A	3D05A	3D05A	3D05A	3D05A
09340		AL CS NO PROBLEM		3D05A	3D05A	3D05A	3D05A	3D05A	3D05A	3D05A	3D05A	3D05A	3D05A	3D05A
09350		AL NEVER USED DG		3D05A	3D05A	3D05A	3D05A	3D05A	3D05A	3D05A	3D05A	3D05A	3D05A	3D05A
09360		MJ CS BEHV REGRT	3D05M	3D05M	3D05M	3D05M	3D05M	3D05M	3D05M	3D05M	3D05M	3D05M	3D05M	3D05M
09370		MJ HURT REL PRNT	3D05M	3D05M	3D05M	3D05M	3D05M	3D05M	3D05M	3D05M	3D05M	3D05M	3D05M	3D05M
09380		MJ HURT REL SPSE	3D05M	3D05M	3D05M	3D05M	3D05M	3D05M	3D05M	3D05M	3D05M	3D05M	3D05M	3D05M
09390		MJ HURT REL FRND	3D05M	3D05M	3D05M	3D05M	3D05M	3D05M	3D05M	3D05M	3D05M	3D05M	3D05M	3D05M
09400		MJ HURT REL TCHR	3D05M	3D05M	3D05M	3D05M	3D05M	3D05M	3D05M	3D05M	3D05M	3D05M	3D05M	3D05M
09410		MJ INV PL BD INF	3D05M	3D05M	3D05M	3D05M	3D05M	3D05M	3D05M	3D05M	3D05M	3D05M	3D05M	3D05M
09420		MJ HURT PERF JOB	3D05M	3D05M	3D05M	3D05M	3D05M	3D05M	3D05M	3D05M	3D05M	3D05M	3D05M	3D05M
09430		MJ CAUS<INTERSTD	3D05M	3D05M	3D05M	3D05M	3D05M	3D05M	3D05M	3D05M	3D05M	3D05M	3D05M	3D05M
09440		MJ CS<STABL EMTN	3D05M	3D05M	3D05M	3D05M	3D05M	3D05M	3D05M	3D05M	3D05M	3D05M	3D05M	3D05M
09450		MJ CS HAV<ENERGY	3D05M	3D05M	3D05M	3D05M	3D05M	3D05M	3D05M	3D05M	3D05M	3D05M	3D05M	3D05M
09460		MJ INTF THINK CLR	3D05M	3D05M	3D05M	3D05M	3D05M	3D05M	3D05M	3D05M	3D05M	3D05M	3D05M	3D05M
09470		MJ BD PSYCH EFCT	3D05M	3D05M	3D05M	3D05M	3D05M	3D05M	3D05M	3D05M	3D05M	3D05M	3D05M	3D05M
09480		MJ CS HEALTH BAD	3D05M	3D05M	3D05M	3D05M	3D05M	3D05M	3D05M	3D05M	3D05M	3D05M	3D05M	3D05M
09490		MJ CS DRIV UNSAF	3D05M	3D05M	3D05M	3D05M	3D05M	3D05M	3D05M	3D05M	3D05M	3D05M	3D05M	3D05M
09500		MJ GT TRBL W POL	3D05M	3D05M	3D05M	3D05M	3D05M	3D05M	3D05M	3D05M	3D05M	3D05M	3D05M	3D05M
09510		MJ CS NO PROBLEM		3D05M	3D05M	3D05M	3D05M	3D05M	3D05M	3D05M	3D05M	3D05M	3D05M	3D05M
09520		MJ NEVER USED DG		3D05M	3D05M	3D05M	3D05M	3D05M	3D05M	3D05M	3D05M	3D05M	3D05M	3D05M
09530		OT CS BEHV REGRT	3D05O	3D05O	3D05O	3D05O	3D05O	3D05O	3D05O	3D05O	3D05O	3D05O	3D05O	3D05O
09540		OT HURT REL PRNT	3D05O	3D05O	3D05O	3D05O	3D05O	3D05O	3D05O	3D05O	3D05O	3D05O	3D05O	3D05O
09550		OT HURT REL SPSE	3D05O	3D05O	3D05O	3D05O	3D05O	3D05O	3D05O	3D05O	3D05O	3D05O	3D05O	3D05O
09560		OT HURT REL FRND	3D05O	3D05O	3D05O	3D05O	3D05O	3D05O	3D05O	3D05O	3D05O	3D05O	3D05O	3D05O
09570		OT HURT REL TCHR	3D05O	3D05O	3D05O	3D05O	3D05O	3D05O	3D05O	3D05O	3D05O	3D05O	3D05O	3D05O
09580		OT INV PL BD INF	3D05O	3D05O	3D05O	3D05O	3D05O	3D05O	3D05O	3D05O	3D05O	3D05O	3D05O	3D05O
09590		OT HURT PERF JOB	3D05O	3D05O	3D05O	3D05O	3D05O	3D05O	3D05O	3D05O	3D05O	3D05O	3D05O	3D05O
09600		OT CAUS<INTERSTD	3D05O	3D05O	3D05O	3D05O	3D05O	3D05O	3D05O	3D05O	3D05O	3D05O	3D05O	3D05O
09610		OT CS<STABL EMTN	3D05O	3D05O	3D05O	3D05O	3D05O	3D05O	3D05O	3D05O	3D05O	3D05O	3D05O	3D05O
09620		OT CS HAV<ENERGY	3D05O	3D05O	3D05O	3D05O	3D05O	3D05O	3D05O	3D05O	3D05O	3D05O	3D05O	3D05O
09630		OT INTF THINK CLR	3D05O	3D05O	3D05O	3D05O	3D05O	3D05O	3D05O	3D05O	3D05O	3D05O	3D05O	3D05O
09640		OT BD PSYCH EFCT	3D05O	3D05O	3D05O	3D05O	3D05O	3D05O	3D05O	3D05O	3D05O	3D05O	3D05O	3D05O
09650		OT CS HEALTH BAD	3D05O	3D05O	3D05O	3D05O	3D05O	3D05O	3D05O	3D05O	3D05O	3D05O	3D05O	3D05O
09660		OT CS DRIV UNSAF	3D05O	3D05O	3D05O	3D05O	3D05O	3D05O	3D05O	3D05O	3D05O	3D05O	3D05O	3D05O
09670		OT GT TRBL W POL	3D05O	3D05O	3D05O	3D05O	3D05O	3D05O	3D05O	3D05O	3D05O	3D05O	3D05O	3D05O
09680		OT CS NO PROBLEM		3D05O	3D05O	3D05O	3D05O	3D05O	3D05O	3D05O	3D05O	3D05O	3D05O	3D05O
09690		OT NEVER USED DG		3D05O	3D05O	3D05O	3D05O	3D05O	3D05O	3D05O	3D05O	3D05O	3D05O	3D05O

A08a: DRUGS. Sources of help, treatment

07540		TRN FA/MO DRG HP		2E05A		2E07A								
07550		TRN SR/BR DRG HP		2E05B		2E07B								
07560		TRN RLTVS DRG HP		2E05C		2E07C								
07570		TRN FRND DRG HP		2E05D		2E07D								
07580		TRN DOCTR DRG HP		2E05E		2E07E								
07590		TRN CLINC DRG HP		2E05F		2E07F								
07600		TRN CNSLR DRG HP		2E05G		2E07G								
07610		TRN TCHR DRG HP		2E05H		2E07H								

289

A07a: DRUGS. Driving, tickets, and accidents after use (continued)

A07b: DRUGS. Other problems

A08a: DRUGS. Sources of help, treatment

[illegible]

[illegible]

291

[illegible]

A11a: DRUGS. Own attitudes about use by adults (continued)

A11b: DRUGS. Own attitudes regarding drugs for own children

A11c: DRUGS. Own perceptions of users

[illegible]

A11a: DRUGS. Own attitudes about use by adults (continued)

A11b: DRUGS. Own attitudes regarding drugs for own children

A11c: DRUGS. Own perceptions of users

[illegible]

A11c: DRUGS. Own perceptions of users (continued)

A11d: DRUGS. Own attitudes about use by people of high school age

A12a: DRUGS. Parents' attitudes regarding drugs

A12b: DRUGS. Friends and fellow students' attitudes regarding drugs

[illegible]

Item Reference Number	Page Loc. in this Volume	ITEM DESCRIPTION (ABBREVIATED)	QUESTIONNAIRE LOCATION BY YEAR (FORM, SECTION, AND QUESTION NUMBER)											
			1988	1989	1990	1991	1992	1993	1994	1995	1996	1997	1998	1999

A11c: DRUGS. Own perceptions of users (continued)

13100	206	I/MJ USR,>INDPND	5E01E	5E01E	5E01E	5E01E	5E01E	5E01E	5E01E	5E01E	5E01E	5E01E	5E01E	5E01E
13110	206	I/MJ USR,>UNSTBL	5E01F	5E01F	5E01F	5E01F	5E01F	5E01F	5E01F	5E01F	5E01F	5E01F	5E01F	5E01F
13120	206	I/MJ USR,>CNCRND	5E01G	5E01G	5E01G	5E01G	5E01G	5E01G	5E01G	5E01G	5E01G	5E01G	5E01G	5E01G
13130	207	I/MJ USR,>WKWLD	5E01H	5E01H	5E01H	5E01H	5E01H	5E01H	5E01H	5E01H	5E01H	5E01H	5E01H	5E01H
13140	207	I/MJ USR,>CRMNL	5E01I	5E01I	5E01I	5E01I	5E01I	5E01I	5E01I	5E01I	5E01I	5E01I	5E01I	5E01I
13330	207	I/DG USR,>CREATV	5E02A	5E02A	5E02A	5E02A	5E02A	5E02A	5E02A	5E02A	5E02A	5E02A	5E02A	5E02A
13340	207	I/DG USR,>SENSBL	5E02B	5E02B	5E02B	5E02B	5E02B	5E02B	5E02B	5E02B	5E02B	5E02B	5E02B	5E02B
13350	207	I/DG USR,>INTRST	5E02C	5E02C	5E02C	5E02C	5E02C	5E02C	5E02C	5E02C	5E02C	5E02C	5E02C	5E02C
13360	207	I/DG USR,>HRDWKG	5E02D	5E02D	5E02D	5E02D	5E02D	5E02D	5E02D	5E02D	5E02D	5E02D	5E02D	5E02D
13370	207	I/DG USR,>INDPND	5E02E	5E02E	5E02E	5E02E	5E02E	5E02E	5E02E	5E02E	5E02E	5E02E	5E02E	5E02E
13380	207	I/DG USR,>UNSTBL	5E02F	5E02F	5E02F	5E02F	5E02F	5E02F	5E02F	5E02F	5E02F	5E02F	5E02F	5E02F
13390	207	I/DG USR,>CNCRND	5E02G	5E02G	5E02G	5E02G	5E02G	5E02G	5E02G	5E02G	5E02G	5E02G	5E02G	5E02G
13400	208	I/DG USR,>WKWLD	5E02H	5E02H	5E02H	5E02H	5E02H	5E02H	5E02H	5E02H	5E02H	5E02H	5E02H	5E02H
13410	208	I/DG USR,>CRMNL	5E02I	5E02I	5E02I	5E02I	5E02I	5E02I	5E02I	5E02I	5E02I	5E02I	5E02I	5E02I
13670	151	DRG USE+MY FLGS	3E07C	3E07C	3E07C	3E07C	3E07C	3E07C	3E07C	3E07C	3E07C	3E05C	3E06C	3E06C
20880	208	GUY SMK COOL	5E03A	5E03A	5E03A	5E03A	5E03A	5E03A	5E03A	5E03A	5E03A	5E03A	5E03A	5E03A
20890	208	GUY SMK INSECURE	5E03B	5E03B	5E03B	5E03B	5E03B	5E03B	5E03B	5E03B	5E03B	5E03B	5E03B	5E03B
20900	208	GUY SMK INDPNDNT	5E03C	5E03C	5E03C	5E03C	5E03C	5E03C	5E03C	5E03C	5E03C	5E03C	5E03C	5E03C
20910	208	GUY SMK CONFORMG	5E03D	5E03D	5E03D	5E03D	5E03D	5E03D	5E03D	5E03D	5E03D	5E03D	5E03D	5E03D
20920	208	GUY SMK MATURE	5E03E	5E03E	5E03E	5E03E	5E03E	5E03E	5E03E	5E03E	5E03E	5E03E	5E03E	5E03E
20930	208	GUY SM TRY MATUR	5E03F	5E03F	5E03F	5E03F	5E03F	5E03F	5E03F	5E03F	5E03F	5E03F	5E03F	5E03F
20940	209	GIRL SMK COOL	5E04A	5E04A	5E04A	5E04A	5E04A	5E04A	5E04A	5E04A	5E04A	5E04A	5E04A	5E04A
20950	209	GRL SMK INSECURE	5E04B	5E04B	5E04B	5E04B	5E04B	5E04B	5E04B	5E04B	5E04B	5E04B	5E04B	5E04B
20960	209	GRL SMK INDPNDNT	5E04C	5E04C	5E04C	5E04C	5E04C	5E04C	5E04C	5E04C	5E04C	5E04C	5E04C	5E04C
20970	209	GRL SMK CONFORMG	5E04D	5E04D	5E04D	5E04D	5E04D	5E04D	5E04D	5E04D	5E04D	5E04D	5E04D	5E04D
20980	209	GRL SMK MATURE	5E04E	5E04E	5E04E	5E04E	5E04E	5E04E	5E04E	5E04E	5E04E	5E04E	5E04E	5E04E
20990	209	GRL SM TRY MATUR	5E04F	5E04F	5E04F	5E04F	5E04F	5E04F	5E04F	5E04F	5E04F	5E04F	5E04F	5E04F
21000	209	SMKRS ENJOY LIFE	5E05A	5E05A	5E05A	5E05A	5E05A	5E05A	5E05A	5E05A	5E05A	5E05A	5E05A	5E05A
21010	210	PRFR DATE N-SMKR	5E05B	5E05B	5E05B	5E05B	5E05B	5E05B	5E05B	5E05B	5E05B	5E05B	5E05B	5E05B
21020	210	HARMFUL CIG EXAG	5E05C	5E05C	5E05C	5E05C	5E05C	5E05C	5E05C	5E05C	5E05C	5E05C	5E05C	5E05C
21030	210	SMKR POOR JDGMNT	5E05D	5E05D	5E05D	5E05D	5E05D	5E05D	5E05D	5E05D	5E05D	5E05D	5E05D	5E05D
21040	210	DONT MIND SMOKNG	5E05E	5E05E	5E05E	5E05E	5E05E	5E05E	5E05E	5E05E	5E05E	5E05E	5E05E	5E05E
21050	210	SMKG DIRTY HABIT	5E05F	5E05F	5E05F	5E05F	5E05F	5E05F	5E05F	5E05F	5E05F	5E05F	5E05F	5E05F
21055	210	DTEST NEAR SMKRS	5E05G	5E05G	5E05G	5E05G	5E05G	5E05G	5E05G	5E05G	5E05G	5E05G	5E05G	5E05G

A11d: DRUGS. Own attitudes about use by people of high school age

22070	215	PR PTY-OTH HI AL	5E09C	5E09C	5E10C	5E10C	5E10C	5E10C	5E10C	5E10C	5E10C	5E10C	5E10C	5E10C
22090	216	PR PTY-OT USE MJ	5E09E	5E09E	5E10E	5E10E	5E10E	5E10E	5E10E	5E10E	5E10E	5E10E	5E10E	5E10E
22110	216	PR PTY-OT USE OT	5E09G	5E09G	5E10G	5E10G	5E10G	5E10G	5E10G	5E10G	5E10G	5E10G	5E10G	5E10G
22405	235	USE DRUGS-PEERS										6D05D	6D05D*	6D05D
30340	235	CIG SMKRS-PEERS										6D04D	6D04D*	6D04D

A12a: DRUGS. Parents' attitudes regarding drugs

11380		PRNT DAP CIGS												
11390		PRNT DAP TRY MRJ												
11400		PRNT DAP MJ OCC												
11410		PRNT DAP MJ REG												
11420		PRNT DAP TRY LSD												
11430		PRNT DAP TRY AMP												
11440		PRNT DAP 1-2DR/D												
11450		PRNT DAP 4-5DR/D												
11460		PRNT DAP 5+DR/WE												

A12b: DRUGS. Friends and fellow students' attitudes regarding drugs

11470	182	FRD DAP CIGS	4E07A	4E07A	4E07A	4E07A	4E07A	4E07A	4E07A	4E07A	4E07A	4E07A	4E07A	4E06A
11470	243	FRD DAP CIGS		6D12A	6D12A	6D10A	6D10A	6D10A	6D10A	6D10A	6D10A	6D10A	6D17C	6D18C
11480	182	FRD DAP TRY MARJ	4E07B	4E07B	4E07B	4E07B	4E07B	4E07B	4E07B	4E07B	4E07B	4E07B	4E07B	4E06B
11480	243	FRD DAP TRY MARJ		6D12B	6D12B	6D10B	6D10B	6D10B	6D10B	6D10B	6D10B	6D17G	6D17G	6D18G
11490	182	FRD DAP MJ OCC	4E07C	4E07C	4E07C	4E07C	4E07C	4E07C	4E07C	4E07C	4E07C	4E07C	4E07C	4E06C
11490	243	FRD DAP MJ OCC		6D12C	6D12C	6D10C	6D10C	6D10C	6D10C	6D10C	6D10C	6D17H	6D17H	6D18H
11500	182	FRD DAP MJ REG	4E07D	4E07D	4E07D	4E07D	4E07D	4E07D	4E07D	4E07D	4E07D	4E07D	4E07D	4E06D
11500	243	FRD DAP MJ REG		6D12D	6D12D	6D10D	6D10D	6D10D	6D10D	6D10D	6D10D	6D17I	6D17I	6D18I
11510	182	FRD DAP TRY LSD	4E07E	4E07E	4E07E	4E07E	4E07E	4E07E	4E07E	4E07E	4E07E	4E07E	4E07E	4E06E
11510		FRD DAP TRY LSD		6D12E										
11520	182	FRD DAP TRY AMP	4E07F	4E07F	4E07F	4E07F	4E07F	4E07F	4E07F	4E07F	4E07F	4E07F	4E07F	4E06F
11520		FRD DAP TRY AMP		6D12F										
11525	182	FRD DAP TRY COKE	4E07G	4E07G	4E07G	4E07G	4E07G	4E07G	4E07G	4E07G	4E07G	4E07G	4E07G	4E06G
11526	182	FRD DAP COKE OCC	4E07H	4E07H	4E07H	4E07H	4E07H	4E07H	4E07H	4E07H	4E07H	4E07H	4E07H	4E06H
11530	182	FRD DAP 1-2DR/DA	4E07I	4E07I	4E07I	4E07I	4E07I	4E07I	4E07I	4E07I	4E07I	4E07I	4E07I	4E06I
11530	244	FRD DAP 1-2DR/DA		6D12K	6D12I	6D10I	6D10I	6D10I	6D10I	6D10I	6D10I	6D17N	6D17N	6D18N
11540	182	FRD DAP 4-5DR/DA	4E07J	4E07J	4E07J	4E07J	4E07J	4E07J	4E07J	4E07J	4E07J	4E07J	4E07J	4E06J
11540	244	FRD DAP 4-5DR/DA		6D12L	6D12J	6D10J	6D10J	6D10J	6D10J	6D10J	6D10J	6D17O	6D17O	6D18O
11550	183	FRD DAP 5+DR/WKD	4E07K	4E07K	4E07K	4E07K	4E07K	4E07K	4E07K	4E07K	4E07K	4E07K	4E07K	4E06K
11550	244	FRD DAP 5+DR/WKD		6D12M	6D12K	6D10K	6D10K	6D10K	6D10K	6D10K	6D10K	6D17P	6D17P	6D18P
11551	183	FRD DAP DRIV+2DR	4E07L	4E07L	4E07L	4E07L	4E07L	4E07L	4E07L	4E07L	4E07L	4E07L	4E07L	4E06L
11551	244	FRD DAP DRIV+2DR		6D12N	6D12L	6D10L	6D10L	6D10L	6D10L	6D10L	6D10L	6D17Q	6D17Q	6D18Q

*=item text changed from previous year

A12b: DRUGS. Friends and fellow students' attitudes regarding drugs (continued)

A12c: DRUGS. Perception of drug users

A13a: DRUGS. Preferred legality for adults

A13b: DRUGS. Own response to legalization

[illegible]

A12b: DRUGS. Friends and fellow students' attitudes regarding drugs (continued)

A12c: DRUGS. Perception of drug users

A13a: DRUGS. Preferred legality for adults

A13b: DRUGS. Own response to legalization

[illegible]

[illegible]

[illegible]

A14a: DRUGS. Risk of harm to self (continued)

A14b: DRUGS. Risk of drug harm to others

A15a: DRUGS. Admitting use in questionnaire

A16a: DRUGS. Parent groups

A17a: DRUGS. Perceived use of drugs by role models

A17b: DRUGS. Perceived attitudes toward drugs by role models

[illegible]

Item Refer- ence Number	Page Loc. in this Volume	ITEM DESCRIPTION (ABBREVIATED)	QUESTIONNAIRE LOCATION BY YEAR (FORM, SECTION, AND QUESTION NUMBER)											
			1988	1989	1990	1991	1992	1993	1994	1995	1996	1997	1998	1999

A14a: DRUGS. Risk of harm to self (continued)

12520	199	RSK OF 1-2 DR/DA	5A23Q	5A23Q	5A23Q	5A23Q	5A23Q	5A23Q	5A23Q	5A23Q	5A23Q	5A23Q	5A23Q	5A23Q
12520	225	RSK OF 1-2 DR/DA		6A16T	6A16L	6A18L	6A18L	6A18L	6A18L	6A19L	6A19L	6A19L	6A17F	6A17F
12530	45	RSK OF 4-5 DR/D			1A012M	1A012M	1A012M	1A012M	1A012M	1A012M	1A012M	1A012M	1A012M	1A012M
12530	100	RSK OF 4-5 DR/DA			2A04G	2A04G	2A04G	2A04G	2A04G	2A04G	2A04G	2A04G	2A04G	2A04G
12530	143	RSK OF 4-5 DR/DA			3A29M	3A29M	3A29M	3A29M	3A29M	3A29M	3A29M	3A29M	3A29M	3A29M
12530	199	RSK OF 4-5 DR/DA	5A23R	5A23R	5A23R	5A23R	5A23R	5A23R	5A23R	5A23R	5A23R	5A23R	5A23R	5A23R
12530	226	RSK OF 4-5 DR/DA		6A16U	6A16M	6A18M	6A18M	6A18M	6A18M	6A19M	6A19M	6A19M	6A17G	6A17G
12540	45	RSK OF 5+DR/WKN			1A012N	1A012N	1A012N	1A012N	1A012N	1A012N	1A012N	1A012N	1A012N	1A012N
12540	100	RSK OF 5+DR/WKND			2A04H	2A04H	2A04H	2A04H	2A04H	2A04H	2A04H	2A04H	2A04H	2A04H
12540	143	RSK OF 5+DR/WKND			3A29N	3A29N	3A29N	3A29N	3A29N	3A29N	3A29N	3A29N	3A29N	3A29N
12540	199	RSK OF 5+DR/WKND	5A23S	5A23S	5A23S	5A23S	5A23S	5A23S	5A23S	5A23S	5A23S	5A23S	5A23S	5A23S
12540	226	RSK OF 5+DR/WKND		6A16V	6A16N	6A18N	6A18N	6A18N	6A18N	6A19N	6A19N	6A19N	6A17H	6A17H
23040	226	RSK MDMA 1-2X											6A17J	6A17J
23620		RSK OF STEROIDS		6A16W										
24420	118	RSK ICE 1-2X			2E02H	2E02H	2E02H	2E02H	2E02H	2E02H	2E02H	2E02H	2E02H	2E02H
24510	226	RSK STEROID ATHL			6A16O	6A18O	6A18O	6A11O	6A11O	6A19O	6A19O	6A17I	6A17I	6A17I
29600	45	RSK H -NDL 1-2X								1A012O	1A012O	1A012O	1A012O	1A012O
29610	45	RSK H -NDL OCC								1A012P	1A012P	1A012P	1A012P	1A012P

A14b: DRUGS. Risk of drug harm to others

07320		RSK/OT CIG1+PK/D												
07330		RSK/OT MJ 1-2 X												
07340		RSK/OT MJ OCSNLY												
07350		RSK/OT MJ REGLY												
07360		RSK/OT LSD 1-2 X												
07370		RSK/OT LSD REGLY												
07380		RSK/OT 'H' 1-2 X												
07390		RSK/OT 'H' OCSNL												
07400		RSK/OT 'H' REGLY												
07410		RSK/OT BARB 1-2X												
07420		RSK/OT BARB REGY												
07430		RSK/OT AMPH 1-2X												
07440		RSK/OT AMPH REG												
07450		RSK/OT COKE 1-2X												
07460		RSK/OT COKE REG												
07470		RSK/OT 1-2 DRINK												
07480		RSK/OT 1-2 DR/DA												
07490		RSK/OT 4-5 DR/DA												
07500		RSK/OT 5+DR/WKND												

A15a: DRUGS. Admitting use in questionnaire

20800	216	WLD ADMT USE MJ	5E10	5E10	5E11	5E11	5E11	5E11	5E11	5E11	5E11	5E11	5E11	5E11
20810	216	WLD ADMT USE AMP	5E11	5E11	5E12	5E12	5E12	5E12	5E12	5E12	5E12	5E12	5E12	5E12
20820	216	WLD ADMT USE HER	5E12	5E12	5E13	5E13	5E13	5E13	5E13	5E13	5E13	5E13	5E13	5E13

A16a: DRUGS. Parent groups

21730		IDEA PARENTS GRP												
21740		#FRNDS PRNTS GRP												
21750		OWN PRNTS IN GRP												
21760		GP IMPCT OWN FLG												
21770		GP CHG RELP PRNT												
21780		#FRNDS ANTIDG GP												
21790		EVN IN ANTIDG GP												

A17a: DRUGS. Perceived use of drugs by role models

22380	183	USE DRUGS-ATHLTS	4E08A	4E08A	4E08A	4E08A	4E08A	4E08A	4E08A	4E08A	4E08A	4E08A	4E08A	4E07A
22380	235	USE DRUGS-ATHLTS										6D05A	6D05A*	6D05A
22390	183	USE DRUGS-ROCKRS	4E08B	4E08B	4E08B	4E08B	4E08B	4E08B	4E08B	4E08B	4E08B	4E08B	4E08B	4E07B
22390	235	USE DRUGS-ROCKRS										6D05B	6D05B*	6D05B
22400	183	USE DRUGS-ACTORS	4E08C	4E08C	4E08C	4E08C	4E08C	4E08C	4E08C	4E08C	4E08C	4E08C	4E08C	4E07C
22400	235	USE DRUGS-ACTORS										6D05C	6D05C*	6D05C
22405	235	USE DRUGS-PEERS										6D05D	6D05D*	6D05D
30310	234	CIG SMKRS-ATHLTS										6D04A	6D04A*	6D04A
30320	234	CIG SMKRS-ROCKRS										6D04B	6D04B*	6D04B
30330	235	CIG SMKRS-ACTORS										6D04C	6D04C*	6D04C
30340	235	CIG SMKRS-PEERS										6D04D	6D04D*	6D04D

A17b: DRUGS. Perceived attitudes toward drugs by role models

22420	183	DISAP USE-ATHLTS	4E09A	4E09A	4E09A	4E09A	4E09A	4E09A	4E09A	4E09A	4E09A	4E09A	4E09A	4E08A
22430	184	DISAP USE-ROCKRS	4E09B	4E09B	4E09B	4E09B	4E09B	4E09B	4E09B	4E09B	4E09B	4E09B	4E09B	4E08B
22440	184	DISAP USE-ACTORS	4E09C	4E09C	4E09C	4E09C	4E09C	4E09C	4E09C	4E09C	4E09C	4E09C	4E09C	4E08C
22450	184	DISAP USE-PEOPLE	4E09D	4E09D	4E09D	4E09D	4E09D	4E09D	4E09D	4E09D	4E09D	4E09D	4E09D	4E08D

Item Reference Number	Page Loc. in this Volume	ITEM DESCRIPTION (ABBREVIATED)	QUESTIONNAIRE LOCATION BY YEAR (FORM, SECTION, AND QUESTION NUMBER)											
			1976	1977	1978	1979	1980	1981	1982	1983	1984	1985	1986	1987

A18a: DRUGS. Advertising

30260	233	#X ANTISMK TV/RD												
30270	234	#X ANTISMK PRINT												
30280	234	ANTISMK ADS<FVRB												
30290	234	ANTISMK ADS<LKLY												
30300	234	ANTISMK ADS EXAG												

A18b: DRUGS. Logos

30160	232	OWN TOBACCO LOGO												
30170	233	CIG LOGO CAMEL												
30180	233	CIG LOGO KOOL												
30190	233	CIG LOGO MARLB												
30200	233	CIG LOGO NEWPT												
30210	233	CIG LOGO VASLM												
30220	233	CIG LOGO OTHER												

A18c: DRUGS. Coupons

30230	233	SAVED CIG COUPON												
30240	233	SAVE CIG CPN NOW												

A18d: DRUGS. Free samples

30250	233	CO GIVE FREE CIG												
-------	-----	------------------	--	--	--	--	--	--	--	--	--	--	--	--

A18e: DRUGS. Movies or TV

30360	236	SMKRS MOVIE THTR												
30370	236	SMKRS MOVIE HOME												

B01: EDUCATION. High school: scholastic status, objectives, experiences

00390	19	WHEN R XPCT GRA	1C14	1C14	1C14	1C14	1C14	1C14	1C14	1C14	1C14	1C14	1C14	1C14
00390	19	WHEN R XPCT GRAD	2C14	2C14	2C14	2C14	2C14	2C14	2C14	2C14	2C14	2C14	2C14	2C14
00390	19	WHEN R XPCT GRAD	3C14	3C14	3C14	3C14	3C14	3C14	3C14	3C14	3C14	3C14	3C14	3C14
00390	19	WHEN R XPCT GRAD	4C14	4C14	4C14	4C14	4C14	4C14	4C14	4C14	4C14	4C14	4C14	4C14
00390	19	WHEN R XPCT GRAD	5C14	5C14	5C14	5C14	5C14	5C14	5C14	5C14	5C14	5C14	5C14	5C14
00390	19	WHEN R XPCT GRAD												
00400	19	R'S HS PROGRAM	1C15	1C15	1C15	1C15	1C15	1C15	1C15	1C15	1C15	1C15	1C15	1C15
00400	19	R'S HS PROGRAM	2C15	2C15	2C15	2C15	2C15	2C15	2C15	2C15	2C15	2C15	2C15	2C15
00400	19	R'S HS PROGRAM	3C15	3C15	3C15	3C15	3C15	3C15	3C15	3C15	3C15	3C15	3C15	3C15
00400	19	R'S HS PROGRAM	4C15	4C15	4C15	4C15	4C15	4C15	4C15	4C15	4C15	4C15	4C15	4C15
00400	19	R'S HS PROGRAM	5C15	5C15	5C15	5C15	5C15	5C15	5C15	5C15	5C15	5C15	5C15	5C15
00400	19	R'S HS PROGRAM												
00410	19	RT SF SCH AB>AV	1C16	1C16	1C16	1C16	1C16	1C16	1C16	1C16	1C16	1C16	1C16	1C16
00410	19	RT SF SCH AB>AVG	2C16	2C16	2C16	2C16	2C16	2C16	2C16	2C16	2C16	2C16	2C16	2C16
00410	19	RT SF SCH AB>AVG	3C16	3C16	3C16	3C16	3C16	3C16	3C16	3C16	3C16	3C16	3C16	3C16
00410	19	RT SF SCH AB>AVG	4C16	4C16	4C16	4C16	4C16	4C16	4C16	4C16	4C16	4C16	4C16	4C16
00410	19	RT SF SCH AB>AVG	5C16	5C16	5C16	5C16	5C16	5C16	5C16	5C16	5C16	5C16	5C16	5C16
00410	19	RT SF SCH AB>AVG												
00420	19	RT SF INTELL>AV	1C17	1C17	1C17	1C17	1C17	1C17	1C17	1C17	1C17	1C17	1C17	1C17
00420	19	RT SF INTELL>AVG	2C17	2C17	2C17	2C17	2C17	2C17	2C17	2C17	2C17	2C17	2C17	2C17
00420	19	RT SF INTELL>AVG	3C17	3C17	3C17	3C17	3C17	3C17	3C17	3C17	3C17	3C17	3C17	3C17
00420	19	RT SF INTELL>AVG	4C17	4C17	4C17	4C17	4C17	4C17	4C17	4C17	4C17	4C17	4C17	4C17
00420	19	RT SF INTELL>AVG	5C17	5C17	5C17	5C17	5C17	5C17	5C17	5C17	5C17	5C17	5C17	5C17
00420	19	RT SF INTELL>AVG												
00470	20	R HS GRADE/D=1	1C20	1C20	1C20	1C20	1C20	1C20	1C20	1C20	1C20	1C20	1C20	1C20
00470	20	R HS GRADE/D=1	2C20	2C20	2C20	2C20	2C20	2C20	2C20	2C20	2C20	2C20	2C20	2C20
00470	20	R HS GRADE/D=1	3C20	3C20	3C20	3C20	3C20	3C20	3C20	3C20	3C20	3C20	3C20	3C20
00470	20	R HS GRADE/D=1	4C20	4C20	4C20	4C20	4C20	4C20	4C20	4C20	4C20	4C20	4C20	4C20
00470	20	R HS GRADE/D=1	5C20	5C20	5C20	5C20	5C20	5C20	5C20	5C20	5C20	5C20	5C20	5C20
00470	20	R HS GRADE/D=1												
01310	38	SAT EDUC EXPRNC	1A006E	1A006E	1A006E	1A006E	1A006E	1A006E	1A006E	1A006E	1A006E	1A006E	1A006E	1A006E
01660	43	GO SCH ENJY XPR	1A011I	1A011I	1A011I	1A011I	1A011I	1A011I	1A011I	1A011I	1A011I	1A011I	1A011I	1A011I
01670	43	DO WL SC IMP/JB	1A011J	1A011J	1A011J	1A011J	1A011J	1A011J	1A011J	1A011J	1A011J	1A011J	1A011J	1A011J
05700	86	*SC WRK NVR MNG	1D002	1D002	1D002	1D002	1D002	1D002	1D002	1D002	1D002	1D002	1D002	1D002
05700	219	*SC WRK NVR MNG												
05710	87	*MST COUR V DUL	1D003	1D003	1D003	1D003	1D003	1D003	1D003	1D003	1D003	1D003	1D003	1D003
05710	219	*MST COUR V DUL												
05720	87	*LRN SCH NT IMP	1D004	1D004	1D004	1D004	1D004	1D004	1D004	1D004	1D004	1D004	1D004	1D004
05720	219	*LRN SCH NT IMP												
07630	86	R LIKES SCHOOL	1D001	1D001	1D001	1D001	1D001	1D001	1D001	1D001	1D001	1D001	1D001	1D001
07630	124	R LIKES SCHOOL	2E02	2E06	2E06	2E08	2E09	2E09	2E12	2E12	2E12	2E12	2E12	2E12
07630		R LIKES SCHOOL	3E08	3E07	3E07	3E07	3E07	3E07						
07630		R LIKES SCHOOL	4E10											
07630		R LIKES SCHOOL	5E04	5E05	5E05	5E03	5E05							
07640	124	HRS/WK SPND HMWK	2E03	2E07	2E07	2E09	2E10	2E10	2E13	2E13	2E13	2E13	2E13	2E13
09860		HAD SEX ED IN HS	3E09	3E08	3E08	3E08	3E08	3E08	3E04	3E04	3E04	3E04	3E04	3E04
09870		STUDY BC IN HS	3E10	3E09	3E09	3E09	3E09	3E09	3E05	3E05	3E05	3E05	3E05	3E05

Item Refer- ence Number	Page Loc. in this Volume	ITEM DESCRIPTION (ABBREVIATED)	QUESTIONNAIRE LOCATION BY YEAR (FORM, SECTION, AND QUESTION NUMBER)											
			1988	1989	1990	1991	1992	1993	1994	1995	1996	1997	1998	1999

A18a: DRUGS. Advertising

30260	233	#X ANTISMK TV/RD										6D01	6D01	6D01
30270	234	#X ANTISMK PRINT										6D02	6D02	6D02
30280	234	ANTISMK ADS<FVRB										6D03A	6D03A	6D03A
30290	234	ANTISMK ADS<LKLY										6D03B	6D03B	6D03B
30300	234	ANTISMK ADS EXAG										6D03C	6D03C	6D03C

A18b: DRUGS. Logos

30160	232	OWN TOBACCO LOGO										6B16	6B16	6B16
30170	233	CIG LOGO CAMEL										6B16Aa	6B16Aa	6B16Aa
30180	233	CIG LOGO KOOL										6B16Ab	6B16Ab	6B16Ab
30190	233	CIG LOGO MARLB										6B16Ac	6B16Ac	6B16Ac
30200	233	CIG LOGO NEWPT										6B16Ad	6B16Ad	6B16Ad
30210	233	CIG LOGO VASLM										6B16Ae	6B16Ae	6B16Ae
30220	233	CIG LOGO OTHER										6B16Af	6B16Af	6B16Af

A18c: DRUGS. Coupons

30230	233	SAVED CIG COUPON										6B17	6B17	6B17
30240	233	SAVE CIG CPN NOW										6B17A	6B17A	6B17A

A18d: DRUGS. Free samples

30250	233	CO GIVE FREE CIG										6B18	6B18	6B18
-------	-----	------------------	--	--	--	--	--	--	--	--	--	------	------	------

A18e: DRUGS. Movies or TV

30360	236	SMKRS MOVIE THTR										6D06	6D06	6D06
30370	236	SMKRS MOVIE HOME										6D07	6D07	6D07

B01: EDUCATION. High school: scholastic status, objectives, experiences

00390	19	WHEN R XPCT GRA	1C14	1C14	1C14	1C014	1C014	1C014	1C014	1C014	1C014	1C014	1C014	1C014
00390	19	WHEN R XPCT GRAD	2C14	2C14	2C14	2C14	2C14	2C14	2C14	2C14	2C14	2C14	2C14	2C14
00390	19	WHEN R XPCT GRAD	3C14	3C14	3C14	3C14	3C14	3C14	3C14	3C14	3C14	3C14	3C14	3C14
00390	19	WHEN R XPCT GRAD	4C14	4C14	4C14	4C14	4C14	4C14	4C14	4C14	4C14	4C14	4C14	4C14
00390	19	WHEN R XPCT GRAD	5C14	5C14	5C14	5C14	5C14	5C14	5C14	5C14	5C14	5C14	5C14	5C14
00390	19	WHEN R XPCT GRAD		6C14	6C14	6C14	6C14	6C14	6C14	6C14	6C14	6C14	6C14	6C14
00400	19	R'S HS PROGRAM	1C15	1C15	1C15	1C015	1C015	1C015	1C015	1C015	1C015	1C015	1C015	1C015
00400	19	R'S HS PROGRAM	2C15	2C15	2C15	2C15	2C15	2C15	2C15	2C15	2C15	2C15	2C15	2C15
00400	19	R'S HS PROGRAM	3C15	3C15	3C15	3C15	3C15	3C15	3C15	3C15	3C15	3C15	3C15	3C15
00400	19	R'S HS PROGRAM	4C15	4C15	4C15	4C15	4C15	4C15	4C15	4C15	4C15	4C15	4C15	4C15
00400	19	R'S HS PROGRAM	5C15	5C15	5C15	5C15	5C15	5C15	5C15	5C15	5C15	5C15	5C15	5C15
00400	19	R'S HS PROGRAM		6C15	6C15	6C15	6C15	6C15	6C15	6C15	6C15	6C15	6C15	6C15
00410	19	RT SF SCH AB>AV	1C16	1C16	1C16	1C016	1C016	1C016	1C016	1C016	1C016	1C016	1C016	1C016
00410	19	RT SF SCH AB>AVG	2C16	2C16	2C16	2C16	2C16	2C16	2C16	2C16	2C16	2C16	2C16	2C16
00410	19	RT SF SCH AB>AVG	3C16	3C16	3C16	3C16	3C16	3C16	3C16	3C16	3C16	3C16	3C16	3C16
00410	19	RT SF SCH AB>AVG	4C16	4C16	4C16	4C16	4C16	4C16	4C16	4C16	4C16	4C16	4C16	4C16
00410	19	RT SF SCH AB>AVG	5C16	5C16	5C16	5C16	5C16	5C16	5C16	5C16	5C16	5C16	5C16	5C16
00410	19	RT SF SCH AB>AVG		6C16	6C16	6C16	6C16	6C16	6C16	6C16	6C16	6C16	6C16	6C16
00420	19	RT SF INTELL>AV	1C17	1C17	1C17	1C017	1C017	1C017	1C017	1C017	1C017	1C017	1C017	1C017
00420	19	RT SF INTELL>AVG	2C17	2C17	2C17	2C17	2C17	2C17	2C17	2C17	2C17	2C17	2C17	2C17
00420	19	RT SF INTELL>AVG	3C17	3C17	3C17	3C17	3C17	3C17	3C17	3C17	3C17	3C17	3C17	3C17
00420	19	RT SF INTELL>AVG	4C17	4C17	4C17	4C17	4C17	4C17	4C17	4C17	4C17	4C17	4C17	4C17
00420	19	RT SF INTELL>AVG	5C17	5C17	5C17	5C17	5C17	5C17	5C17	5C17	5C17	5C17	5C17	5C17
00420	19	RT SF INTELL>AVG		6C17	6C17	6C17	6C17	6C17	6C17	6C17	6C17	6C17	6C17	6C17
00470	20	R HS GRADE/D=1	1C20	1C20	1C20	1C020	1C020	1C020	1C020	1C020	1C020	1C020	1C020	1C020
00470	20	R HS GRADE/D=1	2C20	2C20	2C20	2C20	2C20	2C20	2C20	2C20	2C20	2C20	2C20	2C20
00470	20	R HS GRADE/D=1	3C20	3C20	3C20	3C20	3C20	3C20	3C20	3C20	3C20	3C20	3C20	3C20
00470	20	R HS GRADE/D=1	4C20	4C20	4C20	4C20	4C20	4C20	4C20	4C20	4C20	4C20	4C20	4C20
00470	20	R HS GRADE/D=1	5C20	5C20	5C20	5C20	5C20	5C20	5C20	5C20	5C20	5C20	5C20	5C20
00470	20	R HS GRADE/D=1		6C20	6C20	6C20	6C20	6C20	6C20	6C20	6C20	6C20	6C20	6C20
01310	38	SAT EDUC EXPRNC	1A006E	1A006E	1A006E	1A006E	1A006E	1A006E	1A006E	1A006E	1A006E	1A006E	1A006E	1A006E
01660	43	GO SCH ENJY XPR	1A011I	1A011I	1A011I	1A011I	1A011I	1A011I	1A011I	1A011I	1A011I	1A011I	1A011I	1A011I
01670	43	DO WL SC IMP/JB	1A011J	1A011J	1A011J	1A011J	1A011J	1A011J	1A011J	1A011J	1A011J	1A011J	1A011J	1A011J
05700	86	*SC WRK NVR MNG	1D002	1D002	1D002	1D002	1D002	1D002	1D002	1D002	1D002	1D002	1D002	1D002
05700	219	*SC WRK NVR MNG	6A03	6A03	6A03	6A03	6A03	6A03	6A03	6A03	6A03	6A03	6A03	6A03
05710	87	*MST COUR V DUL	1D003	1D003	1D003	1D003	1D003	1D003	1D003	1D003	1D003	1D003	1D003	1D003
05710	219	*MST COUR V DUL		6A04	6A04	6A04	6A04	6A04	6A04	6A04	6A04	6A04	6A04	6A04
05720	87	*LRN SCH NT IMP	1D004	1D004	1D004	1D004	1D004	1D004	1D004	1D004	1D004	1D004	1D004	1D004
05720	219	*LRN SCH NT IMP		6A05	6A05	6A05	6A05	6A05	6A05	6A05	6A05	6A05	6A05	6A05
07630	86	R LIKES SCHOOL	1D001	1D001	1D001	1D001	1D001	1D001	1D001	1D001	1D001	1D001	1D001	1D001
07630	124	R LIKES SCHOOL	2E12	2E12	2E12	2E12	2E12	2E12	2E12	2E12	2E12	2E12	2E12	2E12
07630		R LIKES SCHOOL												
07630		R LIKES SCHOOL												
07640	124	HRS/WK SPND HMWK	2E13	2E13	2E13	2E13	2E13	2E13	2E13	2E13	2E13	2E13	2E13	2E13
09860		HAD SEX ED IN HS	3E04	3E04	3E04	3E04	3E04	3E04	3E04	3E04	3E04			
09870		STUDY BC IN HS	3E05	3E05	3E05	3E05	3E05	3E05	3E05	3E05	3E05			

MONITORING THE FUTURE

Item Refer- ence Number	Page Loc. in this Volume	ITEM DESCRIPTION (ABBREVIATED)	QUESTIONNAIRE LOCATION											
			BY YEAR											
			(FORM, SECTION, AND QUESTION NUMBER)											
			1976	1977	1978	1979	1980	1981	1982	1983	1984	1985	1986	1987

B01: EDUCATION. High school: scholastic status, objectives, experiences (continued)

22170	124	SCH ACTV-PBLCTNS											2E07A	2E14A
22170	222	SCH ACTV-PBLCTNS												
22180	124	SCH ACTV-PRF ART											2E07B	2E14B
22180	223	SCH ACTV-PRF ART												
22190	125	SCH ACTV-ATHLTCS											2E07C	2E14C
22190	223	SCH ACTV-ATHLTCS												
22200	125	SCH ACTV-OTH ACT											2E07D	2E14D
22200	223	SCH ACTV-OTH ACT												
23090	219	LSTYR/ENJOY SCHL												
23100	219	LSTYR/HATE SCHL												
23110	219	LSTYR/DO BEST WK												
23120	219	LSTYR/SCH 2 HARD												
23130	220	LSTYR/FOOL ROUND												
23140	220	LSTYR/WK NT DONE												
23150	220	LSTYR/GT GD GRDS												
23160	220	LSTYR/U MISBEHAV												
23170	220	LSTYR/SKIP SCHL												
23180		8THGR/ENJOY SCHL												
23190		8THGR/HATE SCHL												
23200		8THGR/DO BEST WK												
23210		8THGR/SCH 2 HARD												
23220		8THGR/FOOL ROUND												
23230		8THGR/WK NT DONE												
23240		8THGR/GT GD GRDS												
23250		8THGR/U MISBEHAV												
23260		8THGR/SKIP SCHL												
23270	220	5-6GR/ENJOY SCHL												
23280	220	5-6GR/HATE SCHL												
23290	221	5-6GR/DO BEST WK												
23300	221	5-6GR/SCH 2 HARD												
23310	221	5-6GR/FOOL ROUND												
23320	221	5-6GR/WK NT DONE												
23330	221	5-6GR/GT GD GRDS												
23340	221	5-6GR/U MISBEHAV												
23350	221	5-6GR/SKIP SCHL												
23360	223	SCH ATV-ACDMC CL												
23370	223	SCH ATV-STDN GVT												
23530	223	EVER HELD BACK												
23540	223	NEED SUMMER SCHL												
23550	224	TCHR PRVNT SMKNG												
23560	224	TCHR PRVNT DRNKG												
23570	224	TCHR PRVNT DRUGS												
23580	224	CNSEQNC 4 SMOKNG												
23590	224	CNSEQNC 4 ALCOHL												
23600	225	CNSEQNC 4 DRUGS												
29930	151	#HR/W CMPUTR SCH												

B02: EDUCATION. Combining work and school: attitudes, experiences

00590	21	HRS/W WRK SCHYR	1C23	1C23	1C23	1C23	1C23	1C23	1C23	1C23	1C23	1C23	1C23	1C23
00590	21	HRS/W WRK SCHYR	2C23	2C23	2C23	2C23	2C23	2C23	2C23	2C23	2C23	2C23	2C23	2C23
00590	21	HRS/W WRK SCHYR	3C23	3C23	3C23	3C23	3C23	3C23	3C23	3C23	3C23	3C23	3C23	3C23
00590	21	HRS/W WRK SCHYR	4C23	4C23	4C23	4C23	4C23	4C23	4C23	4C23	4C23	4C23	4C23	4C23
00590	21	HRS/W WRK SCHYR	5C23	5C23	5C23	5C23	5C23	5C23	5C23	5C23	5C23	5C23	5C23	5C23
00590	21	HRS/W WRK SCHYR												
05770	87	R IN WK-STDY PG	1D009	1D009	1D009	1D009	1D009	1D009	1D009	1D009	1D009	1D009	1D009	1D009
10260	163	JOB IMPC LRNING	4A08R	4A08R	4A08R	4A08R	4A08R	4A08R	4A08R	4A08R	4A08R	4A08R	4A08R	4A08R

B03: EDUCATION. Interracial contact at school

08220	134	DES AL CHL SM RC	3A10A	3A10A	3A10A	3A10A	3A10A	3A10A	3A10A	3A10A	3A10A	3A10A	3A10A	3A10A
08230	134	DES SM CHL OT RC	3A10B	3A10B	3A10B	3A10B	3A10B	3A10B	3A10B	3A10B	3A10B	3A10B	3A10B	3A10B
08240	134	DES MS CHL OT RC	3A10C	3A10C	3A10C	3A10C	3A10C	3A10C	3A10C	3A10C	3A10C	3A10C	3A10C	3A10C
08270	134	ELEMSCH AL OT RC	3A13	3A13	3A13	3A13	3A13	3A13	3A13	3A13	3A13	3A13	3A13	3A13
08280	134	HISCH AL OT RC	3A14	3A14	3A14	3A14	3A14	3A14	3A14	3A14	3A14	3A14	3A14	3A14
11890	189	RCL CNTCT SCHOOL	5A07A	5A07A	5A07A	5A07A	5A07A	5A07A	5A07A	5A07A	5A07A	5A07A	5A07A	5A07A

B04: EDUCATION. Student norms, misbehavior in class

05730	87	LOT CMPTN GRADE	1D005	1D005	1D005	1D005	1D005	1D005	1D005	1D005	1D005	1D005	1D005	1D005
05740	87	STDTS DSLK CHTG	1D006	1D006	1D006	1D006	1D006	1D006	1D006	1D006	1D006	1D006	1D006	1D006
05750	87	ST -LK PROV TCH	1D007	1D007	1D007	1D007	1D007	1D007	1D007	1D007	1D007	1D007	1D007	1D007
05760	87	FRD NCG/TCH -LK	1D008	1D008	1D008	1D008	1D008	1D008	1D008	1D008	1D008	1D008	1D008	1D008
13580	150	STS SCH RT FAMLY	5E05A	5E06A	5E06A	5E06A	5E04A	5E06A		3E06A	3E06A	3E06A	3E06A	3E06A
13590	150	STS SCH LDS STU	5E05B	5E06B	5E06B	5E04B	5E06B			3E06B	3E06B	3E06B	3E06B	3E06B
13600	150	STS SCH NIC CAR	5E05C	5E06C	5E06C	5E04C	5E06C			3E06C	3E06C	3E06C	3E06C	3E06C
13610	150	STS SCH HI GRDE	5E05D	5E06D	5E06D	5E04D	5E06D			3E06D	3E06D	3E06D	3E06D	3E06D
13620	150	STS SCH GD ATHLT	5E05E	5E06E	5E06E	5E04E	5E06E			3E06E	3E06E	3E06E	3E06E	3E06E
13630	150	STS SCH INTLCTL	5E05F	5E06F	5E06F	5E04F	5E06F			3E06F	3E06F	3E06F	3E06F	3E06F

Item Refer- ence Number	Page Loc. in this Volume	ITEM DESCRIPTION (ABBREVIATED)	QUESTIONNAIRE LOCATION BY YEAR (FORM, SECTION, AND QUESTION NUMBER)											
			1988	1989	1990	1991	1992	1993	1994	1995	1996	1997	1998	1999

B01: EDUCATION. High school: scholastic status, objectives, experiences (continued)

22170	124	SCH ACTV-PBLCTNS	2E14A	2E14A	2E14A	2E14A	2E14A	2E14A	2E14A	2E14A	2E14A	2E14A	2E14A	2E14A
22170	222	SCH ACTV-PBLCTNS		6A09A	6A09A	6A10A	6A09A	6A09A	6A09A	6A09A	6A09A	6A09A	6A09A	6A09A
22180	124	SCH ACTV-PRF ART	2E14B	2E14B	2E14B	2E14B	2E14B	2E14B	2E14B	2E14B	2E14B	2E14B	2E14B	2E14B
22180	223	SCH ACTV-PRF ART		6A09B	6A09B	6A10B	6A09B	6A09B	6A09B	6A09B	6A09B	6A09B	6A09B	6A09B
22190	125	SCH ACTV-ATHLTCS	2E14C	2E14C	2E14C	2E14C	2E14C	2E14C	2E14C	2E14C	2E14C	2E14C	2E14C	2E14C
22190	223	SCH ACTV-ATHLTCS		6A09C	6A09C	6A10C	6A09C	6A09C	6A09C	6A09C	6A09C	6A09C	6A09C	6A09C
22200	125	SCH ACTV-OTH ACT	2E14D	2E14D	2E14D	2E14D	2E14D	2E14D	2E14D	2E14D	2E14D	2E14D	2E14D	2E14D
22200	223	SCH ACTV-OTH ACT		6A09F	6A09F	6A10F	6A09F	6A09F	6A09F	6A09F	6A09F	6A09F	6A09F	6A09F
23090	219	LSTYR/ENJOY SCHL		6A06A	6A06A	6A06A	6A06A	6A06A	6A06A	6A06A	6A06A	6A06A	6A06A	6A06A
23100	219	LSTYR/HATE SCHL		6A06B	6A06B	6A06B	6A06B	6A06B	6A06B	6A06B	6A06B	6A06B	6A06B	6A06B
23110	219	LSTYR/DO BEST WK		6A06C	6A06C	6A06C	6A06C	6A06C	6A06C	6A06C	6A06C	6A06C	6A06C	6A06C
23120	219	LSTYR/SCH 2 HARD		6A06D	6A06D	6A06D	6A06D	6A06D	6A06D	6A06D	6A06D	6A06D	6A06D	6A06D
23130	220	LSTYR/FOOL ROUND		6A06E	6A06E	6A06E	6A06E	6A06E	6A06E	6A06E	6A06E	6A06E	6A06E	6A06E
23140	220	LSTYR/WK NT DONE		6A06F	6A06F	6A06F	6A06F	6A06F	6A06F	6A06F	6A06F	6A06F	6A06F	6A06F
23150	220	LSTYR/GT GD GRDS		6A06G	6A06G	6A06G	6A06G	6A06G	6A06G	6A06G	6A06G	6A06G	6A06G	6A06G
23160	220	LSTYR/U MISBEHAV		6A06H	6A06H	6A06H	6A06H	6A06H	6A06H	6A06H	6A06H	6A06H	6A06H	6A06H
23170	220	LSTYR/SKIP SCHL		6A06I	6A06I	6A06I	6A06I	6A06I	6A06I	6A06I	6A06I	6A06I	6A06I	6A06I
23180		8THGR/ENJOY SCHL		6A07A	6A07A	6A07A								
23190		8THGR/HATE SCHL		6A07B	6A07B	6A07B								
23200		8THGR/DO BEST WK		6A07C	6A07C	6A07C								
23210		8THGR/SCH 2 HARD		6A07D	6A07D	6A07D								
23220		8THGR/FOOL ROUND		6A07E	6A07E	6A07E								
23230		8THGR/WK NT DONE		6A07F	6A07F	6A07F								
23240		8THGR/GT GD GRDS		6A07G	6A07G	6A07G								
23250		8THGR/U MISBEHAV		6A07H	6A07H	6A07H								
23260		8THGR/SKIP SCHL		6A07I	6A07I	6A07I								
23270	220	5-6GR/ENJOY SCHL		6A08A	6A08A	6A08A	6A07A	6A07A	6A07A	6A07A	6A07A	6A07A	6A07A	6A07A
23280	220	5-6GR/HATE SCHL		6A08B	6A08B	6A08B	6A07B	6A07B	6A07B	6A07B	6A07B	6A07B	6A07B	6A07B
23290	221	5-6GR/DO BEST WK		6A08C	6A08C	6A08C	6A07C	6A07C	6A07C	6A07C	6A07C	6A07C	6A07C	6A07C
23300	221	5-6GR/SCH 2 HARD		6A08D	6A08D	6A08D	6A07D	6A07D	6A07D	6A07D	6A07D	6A07D	6A07D	6A07D
23310	221	5-6GR/FOOL ROUND		6A08E	6A08E	6A08E	6A07E	6A07E	6A07E	6A07E	6A07E	6A07E	6A07E	6A07E
23320	221	5-6GR/WK NT DONE		6A08F	6A08F	6A08F	6A07F	6A07F	6A07F	6A07F	6A07F	6A07F	6A07F	6A07F
23330	221	5-6GR/GT GD GRDS		6A08G	6A08G	6A08G	6A07G	6A07G	6A07G	6A07G	6A07G	6A07G	6A07G	6A07G
23340	221	5-6GR/U MISBEHAV		6A08H	6A08H	6A08H	6A07H	6A07H	6A07H	6A07H	6A07H	6A07H	6A07H	6A07H
23350	221	5-6GR/SKIP SCHL		6A08I	6A08I	6A08I	6A07I	6A07I	6A07I	6A07I	6A07I	6A07I	6A07I	6A07I
23360	223	SCH ATV-ACDMC CL		6A09D	6A09D	6A10D	6A09D	6A09D	6A09D	6A09D	6A09D	6A09D	6A09D	6A09D
23370	223	SCH ATV-STDN GVT		6A09E	6A09E	6A10E	6A09E	6A09E	6A09E	6A09E	6A09E	6A09E	6A09E	6A09E
23530	223	EVER HELD BACK		6A11	6A11	6A12*	6A11	6A11	6A11	6A11	6A11	6A11	6A11	6A11
23540	223	NEED SUMMER SCHL		6A12	6A12	6A13*	6A12	6A12	6A12	6A12	6A12	6A12	6A12	6A12
23550	224	TCHR PRVNT SMKNG		6A13A	6A13A	6A15A	6A15A	6A15A	6A16A	6A16A	6A16A	6A15A	6A15A	6A15A
23560	224	TCHR PRVNT DRNKG		6A13B	6A13B	6A15B	6A15B	6A15B	6A16B	6A16B	6A16B	6A15B	6A15B	6A15B
23570	224	TCHR PRVNT DRUGS		6A13C	6A13C	6A15C	6A15C	6A15C	6A16C	6A16C	6A16C	6A15C	6A15C	6A15C
23580	224	CNSEQNC 4 SMOKNG		6A14A	6A14A	6A16A	6A16A	6A16A	6A17A	6A17A	6A17A	6A16A	6A16A	6A16A
23590	224	CNSEQNC 4 ALCOHL		6A14B	6A14B	6A16B	6A16B	6A16B	6A17B	6A17B	6A17B	6A16B	6A16B	6A16B
23600	225	CNSEQNC 4 DRUGS		6A14C	6A14C	6A16C	6A16C	6A16C	6A17C	6A17C	6A17C	6A16C	6A16C	6A16C
29930	151	#HR/W CMPUTR SCH										3E06A	3E07A	3E07A

B02: EDUCATION. Combining work and school: attitudes, experiences

00590	21	HRS/W WRK SCHYR	1C23	1C23	1C23	1C023	1C023	1C023	1C023	1C023	1C023	1C023	1C023	1C023
00590	21	HRS/W WRK SCHYR	2C23	2C23	2C23	2C23	2C23	2C23	2C23	2C23	2C23	2C23	2C23	2C23
00590	21	HRS/W WRK SCHYR	3C23	3C23	3C23	3C23	3C23	3C23	3C23	3C23	3C23	3C23	3C23	3C23
00590	21	HRS/W WRK SCHYR	4C23	4C23	4C23	4C23	4C23	4C23	4C23	4C23	4C23	4C23	4C23	4C23
00590	21	HRS/W WRK SCHYR	5C23	5C23	5C23	5C23	5C23	5C23	5C23	5C23	5C23	5C23	5C23	5C23
00590	21	HRS/W WRK SCHYR		6C23	6C23	6C23	6C23	6C23	6C23	6C23	6C23	6C23	6C23	6C23
05770	87	R IN WK-STDY PG	1D009	1D009	1D009	1D009	1D009	1D009	1D009	1D009	1D009	1D009	1D009	1D009
10260	163	JOB IMPC LRNING	4A08R	4A08R	4A08R	4A08R	4A08R	4A08R	4A08R	4A08R	4A08R	4A08R	4A08R	4A08R

B03: EDUCATION. Interracial contact at school

08220	134	DES AL CHL SM RC	3A10A	3A10A	3A10A	3A10A	3A10A	3A10A	3A10A	3A10A	3A10A	3A10A	3A10A	3A10A
08230	134	DES SM CHL OT RC	3A10B	3A10B	3A10B	3A10B	3A10B	3A10B	3A10B	3A10B	3A10B	3A10B	3A10B	3A10B
08240	134	DES MS CHL OT RC	3A10C	3A10C	3A10C	3A10C	3A10C	3A10C	3A10C	3A10C	3A10C	3A10C	3A10C	3A10C
08270	134	ELEMSCH AL OT RC	3A13	3A13	3A13	3A13	3A13	3A13	3A13	3A13	3A13	3A13	3A13	3A13
08280	134	HISCH AL OT RC	3A14	3A14	3A14	3A14	3A14	3A14	3A14	3A14	3A14	3A14	3A14	3A14
11890	189	RCL CNTCT SCHOOL	5A07A	5A07A	5A07A	5A07A	5A07A	5A07A	5A07A	5A07A	5A07A	5A07A	5A07A	5A07A

B04: EDUCATION. Student norms, misbehavior in class

05730	87	LOT CMPTN GRADE	1D005	1D005	1D005	1D005	1D005	1D005	1D005	1D005	1D005	1D005	1D005	1D005
05740	87	STDTs DSLK CHTG	1D006	1D006	1D006	1D006	1D006	1D006	1D006	1D006	1D006	1D006	1D006	1D006
05750	87	ST -LK PROV TCH	1D007	1D007	1D007	1D007	1D007	1D007	1D007	1D007	1D007	1D007	1D007	1D007
05760	87	FRD NCG/TCH -LK	1D008	1D008	1D008	1D008	1D008	1D008	1D008	1D008	1D008	1D008	1D008	1D008
13580	150	STS SCH RT FAMLY	3E06A	3E06A	3E06A	3E06A	3E06A	3E06A	3E06A	3E06A	3E06A	3E04A	3E05A	3E05A
13590	150	STS SCH LDS STU	3E06B	3E06B	3E06B	3E06B	3E06B	3E06B	3E06B	3E06B	3E06B	3E04B	3E05B	3E05B
13600	150	STS SCH NIC CAR	3E06C	3E06C	3E06C	3E06C	3E06C	3E06C	3E06C	3E06C	3E06C	3E04C	3E05C	3E05C
13610	150	STS SCH HI GRDE	3E06D	3E06D	3E06D	3E06D	3E06D	3E06D	3E06D	3E06D	3E06D	3E04D	3E05D	3E05D
13620	150	STS SCH GD ATHLT	3E06E	3E06E	3E06E	3E06E	3E06E	3E06E	3E06E	3E06E	3E06E	3E04E	3E05E	3E05E
13630	150	STS SCH INTLCTL	3E06F	3E06F	3E06F	3E06F	3E06F	3E06F	3E06F	3E06F	3E06F	3E04F	3E05F	3E05F

*=item text changed from previous year

Item Refer- ence Number	Page Loc. in this Volume	ITEM DESCRIPTION (ABBREVIATED)	QUESTIONNAIRE LOCATION											
			BY YEAR											
			(FORM, SECTION, AND QUESTION NUMBER)											
			1976	1977	1978	1979	1980	1981	1982	1983	1984	1985	1986	1987

B04: EDUCATION. Student norms, misbehavior in class (continued)

13640	151	STS SCH PLN CLG	5E05G	5E06G	5E06G	5E04G	5E06G		3E06G	3E06G	3E06G	3E06G	3E06G	3E06G
25730	111	#X TCHR INTRUPT												
25740	111	#X MISBHVR INT U												
25760	112	SCHL RULES FAIR												

B05: EDUCATION. Counseling

05780	88	#X/YR COUNS IND	1D010	1D010	1D010	1D010	1D010	1D010	1D010	1D010	1D010	1D010	1D010	1D010
05790	88	#X/YR COUNS GRP	1D011	1D011	1D011	1D011	1D011	1D011	1D011	1D011	1D011	1D011	1D011	1D011
05800	88	R LK C COUNS MR	1D012	1D012	1D012	1D012	1D012	1D012	1D012	1D012	1D012	1D012	1D012	1D012
05810	88	CSLNG VRY HLPFL	1D013	1D013*	1D013	1D013	1D013	1D013	1D013	1D013	1D013	1D013	1D013	1D013
05811	88	CNSL COURSES				1D014A	1D014A	1D014A	1D014A	1D014A	1D014A	1D014A	1D014A	1D014A
05812	88	CNSL CL PROB				1D014B	1D014B	1D014B	1D014B	1D014B	1D014B	1D014B	1D014B	1D014B
05813	89	CNSL TRBL R IN				1D014C	1D014C	1D014C	1D014C	1D014C	1D014C	1D014C	1D014C	1D014C
05814	89	CNSL MILTRY PLN				1D014D	1D014D	1D014D	1D014D	1D014D	1D014D	1D014D	1D014D	1D014D
05815	89	CNSL EDUC PLANS				1D014E	1D014E	1D014E	1D014E	1D014E	1D014E	1D014E	1D014E	1D014E
05816	89	CNSL CAREER PLN				1D014F	1D014F	1D014F	1D014F	1D014F	1D014F	1D014F	1D014F	1D014F
05817	89	CNSL PRNL PROB				1D014G	1D014G	1D014G	1D014G	1D014G	1D014G	1D014G	1D014G	1D014G

B06: EDUCATION. Absenteeism and truancy

00430	19	#DA/4W SC MS IL	1C18A	1C18A	1C18A	1C18A	1C18A	1C18A	1C18A	1C18A	1C18A	1C18A	1C18A	1C18A
00430	19	#DA/4W SC MS ILL	2C18A	2C18A	2C18A	2C18A	2C18A	2C18A	2C18A	2C18A	2C18A	2C18A	2C18A	2C18A
00430	19	#DA/4W SC MS ILL	3C18A	3C18A	3C18A	3C18A	3C18A	3C18A	3C18A	3C18A	3C18A	3C18A	3C18A	3C18A
00430	19	#DA/4W SC MS ILL	4C18A	4C18A	4C18A	4C18A	4C18A	4C18A	4C18A	4C18A	4C18A	4C18A	4C18A	4C18A
00430	19	#DA/4W SC MS ILL	5C18A	5C18A	5C18A	5C18A	5C18A	5C18A	5C18A	5C18A	5C18A	5C18A	5C18A	5C18A
00430	19	#DA/4W SC MS ILL												
00440	20	#DA/4W SC MS CU	1C18B	1C18B	1C18B	1C18B	1C18B	1C18B	1C18B	1C18B	1C18B	1C18B	1C18B	1C18B
00440	20	#DA/4W SC MS CUT	2C18B	2C18B	2C18B	2C18B	2C18B	2C18B	2C18B	2C18B	2C18B	2C18B	2C18B	2C18B
00440	20	#DA/4W SC MS CUT	3C18B	3C18B	3C18B	3C18B	3C18B	3C18B	3C18B	3C18B	3C18B	3C18B	3C18B	3C18B
00440	20	#DA/4W SC MS CUT	4C18B	4C18B	4C18B	4C18B	4C18B	4C18B	4C18B	4C18B	4C18B	4C18B	4C18B	4C18B
00440	20	#DA/4W SC MS CUT	5C18B	5C18B	5C18B	5C18B	5C18B	5C18B	5C18B	5C18B	5C18B	5C18B	5C18B	5C18B
00440	20	#DA/4W SC MS CUT												
00450	20	#DA/4W SC MS OT	1C18C	1C18C	1C18C	1C18C	1C18C	1C18C	1C18C	1C18C	1C18C	1C18C	1C18C	1C18C
00450	20	#DA/4W SC MS OTH	2C18C	2C18C	2C18C	2C18C	2C18C	2C18C	2C18C	2C18C	2C18C	2C18C	2C18C	2C18C
00450	20	#DA/4W SC MS OTH	3C18C	3C18C	3C18C	3C18C	3C18C	3C18C	3C18C	3C18C	3C18C	3C18C	3C18C	3C18C
00450	20	#DA/4W SC MS OTH	4C18C	4C18C	4C18C	4C18C	4C18C	4C18C	4C18C	4C18C	4C18C	4C18C	4C18C	4C18C
00450	20	#DA/4W SC MS OTH	5C18C	5C18C	5C18C	5C18C	5C18C	5C18C	5C18C	5C18C	5C18C	5C18C	5C18C	5C18C
00450	20	#DA/4W SC MS OTH												
00460	20	#DA/4W SKP CLAS	1C19	1C19	1C19	1C19	1C19	1C19	1C19	1C19	1C19	1C19	1C19	1C19
00460	20	#DA/4W SKP CLASS	2C19	2C19	2C19	2C19	2C19	2C19	2C19	2C19	2C19	2C19	2C19	2C19
00460	20	#DA/4W SKP CLASS	3C19	3C19	3C19	3C19	3C19	3C19	3C19	3C19	3C19	3C19	3C19	3C19
00460	20	#DA/4W SKP CLASS	4C19	4C19	4C19	4C19	4C19	4C19	4C19	4C19	4C19	4C19	4C19	4C19
00460	20	#DA/4W SKP CLASS	5C19	5C19	5C19	5C19	5C19	5C19	5C19	5C19	5C19	5C19	5C19	5C19
00460	20	#DA/4W SKP CLASS												
23170	220	LSTYR/SKIP SCHL												
23260		8THGR/SKIP SCHL												
23350	221	5-6GR/SKIP SCHL												
25750	111	#X U UNEXCSD LAT												

B07: EDUCATION. Delinquency, victimization, and feeling safe at school

06540	106	FRQ FGT WRK/SCHL	2A19C	2A19C	2A19C	2A19C	2A19C	2A19C	2A19C	2A19C	2A19C	2A19C	2A19C	2A19C
06540		FRQ FGT WRK/SCHL												
06650	108	FRQ DMG SCH PPTY	2A19N	2A19N	2A19N	2A19N	2A19N	2A19N	2A19N	2A19N	2A19N	2A19N	2A19N	2A19N
06650		FRQ DMG SCH PPTY												
09871	152	SM1 SCL ROB <\$50		3E10A	3E10A				3E08A	3E08A	3E08A	3E08A	3E08A	3E08A
09871		SM1 SCL ROB <\$50	4E11A			5E06A	5E08A	5E13A						
09871	152	SM1 SCL ROB >\$50		3E10B	3E10B				3E08B	3E08B	3E08B	3E08B	3E08B	3E08B
09872		SM1 SCL ROB >\$50	4E11B											
09872		SM1 SCL ROB >\$50				5E06B	5E08B	5E13B						
09873	152	SM1 SCL DMG PRTY		3E10C	3E10C				3E08C	3E08C	3E08C	3E08C	3E08C	3E08C
09873		SM1 SCL DMG PRTY	4E11C			5E06C	5E08C	5E13C						
09873		SM1 SCL DMG PRTY												
09874	152	SM1 SCL IN U W/W		3E10D	3E10D				3E08D	3E08D	3E08D	3E08D	3E08D	3E08D
09874		SM1 SCL IN U W/W	4E11D											
09874		SM1 SCL IN U W/W				5E06D	5E08D	5E13D						
09875	152	SM1 SCL TH U W/W		3E10E	3E10E				3E08E	3E08E	3E08E	3E08E	3E08E	3E08E
09875		SM1 SCL TH U W/W	4E11E			5E06E	5E08E	5E13E						
09875		SM1 SCL TH U W/W												
09876	153	SM1 SCL IN U -WP		3E10F	3E10F				3E08F	3E08F	3E08F	3E08F	3E08F	3E08F
09876		SM1 SCL IN U -WP	4E11F			5E06F	5E08F	5E13F						
09876		SM1 SCL IN U -WP												
09877	153	SM1 SCL TH U W/I		3E10G	3E10G				3E08G	3E08G	3E08G	3E08G	3E08G	3E08G
09877		SM1 SCL TH U W/I	4E11G											
09877		SM1 SCL TH U W/I				5E06G	5E08G	5E13G						
23160	220	LSTYR/U MISBEHAV												
23250		8THGR/U MISBEHAV												

* = item text changed from previous year

Item Refer- ence Number	Page Loc. in this Volume	ITEM DESCRIPTION (ABBREVIATED)	QUESTIONNAIRE LOCATION BY YEAR (FORM, SECTION, AND QUESTION NUMBER)											
			1988	1989	1990	1991	1992	1993	1994	1995	1996	1997	1998	1999

B04: EDUCATION. Student norms, misbehavior in class (continued)

13640	151	STS SCH PLN CLG	3E06G	3E06G	3E06G	3E06G	3E06G	3E06G	3E06G	3E06G	3E06G	3E04G	3E05G	3E05G
25730	111	#X TCHR INTRUPT					2D02A	2D02A*	2D02A	2D02A	2D02A	2D02A	2D02A	2D02A
25740	111	#X MISBHVR INT U					2D02B	2D02B*	2D02B	2D02B	2D02B	2D02B	2D02B	2D02B
25760	112	SCHL RULES FAIR					2D03	2D03	2D03	2D03	2D03	2D03	2D03	2D03

B05: EDUCATION. Counseling

05780	88	#X/YR COUNS IND	1D010	1D010	1D010	1D010	1D010	1D010	1D010	1D010	1D010	1D010	1D010	1D010
05790	88	#X/YR COUNS GRP	1D011	1D011	1D011	1D011	1D011	1D011	1D011	1D011	1D011	1D011	1D011	1D011
05800	88	R LK C COUNS MR	1D012	1D012	1D012	1D012	1D012	1D012	1D012	1D012	1D012	1D012	1D012	1D012
05810	88	CSLNG VRY HLPFL	1D013	1D013	1D013	1D013	1D013	1D013	1D013	1D013	1D013	1D013	1D013	1D013
05811	88	CNSL COURSES	1D014A	1D014A	1D014A	1D014A	1D014A	1D014A	1D014A	1D014A	1D014A	1D014A	1D014A	1D014A
05812	88	CNSL CL PROB	1D014B	1D014B	1D014B	1D014B	1D014B	1D014B	1D014B	1D014B	1D014B	1D014B	1D014B	1D014B
05813	89	CNSL TRBL R IN	1D014C	1D014C	1D014C	1D014C	1D014C	1D014C	1D014C	1D014C	1D014C	1D014C	1D014C	1D014C
05814	89	CNSL MILTRY PLN	1D014D	1D014D	1D014D	1D014D	1D014D	1D014D	1D014D	1D014D	1D014D	1D014D	1D014D	1D014D
05815	89	CNSL EDUC PLANS	1D014E	1D014E	1D014E	1D014E	1D014E	1D014E	1D014E	1D014E	1D014E	1D014E	1D014E	1D014E
05816	89	CNSL CAREER PLN	1D014F	1D014F	1D014F	1D014F	1D014F	1D014F	1D014F	1D014F	1D014F	1D014F	1D014F	1D014F
05817	89	CNSL PRNL PROB	1D014G	1D014G	1D014G	1D014G	1D014G	1D014G	1D014G	1D014G	1D014G	1D014G	1D014G	1D014G

B06: EDUCATION. Absenteeism and truancy

00430	19	#DA/4W SC MS IL	1C18A	1C18A	1C18A	1C018A	1C018A	1C018A	1C018A	1C018A	1C018A	1C018A	1C018A	1C018A
00430	19	#DA/4W SC MS ILL	2C18A	2C18A	2C18A	2C18A	2C18A	2C18A	2C18A	2C18A	2C18A	2C18A	2C18A	2C18A
00430	19	#DA/4W SC MS ILL	3C18A	3C18A	3C18A	3C18A	3C18A	3C18A	3C18A	3C18A	3C18A	3C18A	3C18A	3C18A
00430	19	#DA/4W SC MS ILL	4C18A	4C18A	4C18A	4C18A	4C18A	4C18A	4C18A	4C18A	4C18A	4C18A	4C18A	4C18A
00430	19	#DA/4W SC MS ILL	5C18A	5C18A	5C18A	5C18A	5C18A	5C18A	5C18A	5C18A	5C18A	5C18A	5C18A	5C18A
00430	19	#DA/4W SC MS ILL		6C18A	6C18A	6C18A	6C18A	6C18A	6C18A	6C18A	6C18A	6C18A	6C18A	6C18A
00440	20	#DA/4W SC MS CU	1C18B	1C18B	1C18B	1C018B	1C018B	1C018B	1C018B	1C018B	1C018B	1C018B	1C018B	1C018B
00440	20	#DA/4W SC MS CUT	2C18B	2C18B	2C18B	2C18B	2C18B	2C18B	2C18B	2C18B	2C18B	2C18B	2C18B	2C18B
00440	20	#DA/4W SC MS CUT	3C18B	3C18B	3C18B	3C18B	3C18B	3C18B	3C18B	3C18B	3C18B	3C18B	3C18B	3C18B
00440	20	#DA/4W SC MS CUT	4C18B	4C18B	4C18B	4C18B	4C18B	4C18B	4C18B	4C18B	4C18B	4C18B	4C18B	4C18B
00440	20	#DA/4W SC MS CUT	5C18B	5C18B	5C18B	5C18B	5C18B	5C18B	5C18B	5C18B	5C18B	5C18B	5C18B	5C18B
00440	20	#DA/4W SC MS CUT		6C18B	6C18B	6C18B	6C18B	6C18B	6C18B	6C18B	6C18B	6C18B	6C18B	6C18B
00450	20	#DA/4W SC MS OT	1C18C	1C18C	1C18C	1C018C	1C018C	1C018C	1C018C	1C018C	1C018C	1C018C	1C018C	1C018C
00450	20	#DA/4W SC MS OTH	2C18C	2C18C	2C18C	2C18C	2C18C	2C18C	2C18C	2C18C	2C18C	2C18C	2C18C	2C18C
00450	20	#DA/4W SC MS OTH	3C18C	3C18C	3C18C	3C18C	3C18C	3C18C	3C18C	3C18C	3C18C	3C18C	3C18C	3C18C
00450	20	#DA/4W SC MS OTH	4C18C	4C18C	4C18C	4C18C	4C18C	4C18C	4C18C	4C18C	4C18C	4C18C	4C18C	4C18C
00450	20	#DA/4W SC MS OTH	5C18C	5C18C	5C18C	5C18C	5C18C	5C18C	5C18C	5C18C	5C18C	5C18C	5C18C	5C18C
00450	20	#DA/4W SC MS OTH		6C18C	6C18C	6C18C	6C18C	6C18C	6C18C	6C18C	6C18C	6C18C	6C18C	6C18C
00460	20	#DA/4W SKP CLAS	1C19	1C19	1C19	1C019	1C019	1C019	1C019	1C019	1C019	1C019	1C019	1C019
00460	20	#DA/4W SKP CLASS	2C19	2C19	2C19	2C19	2C19	2C19	2C19	2C19	2C19	2C19	2C19	2C19
00460	20	#DA/4W SKP CLASS	3C19	3C19	3C19	3C19	3C19	3C19	3C19	3C19	3C19	3C19	3C19	3C19
00460	20	#DA/4W SKP CLASS	4C19	4C19	4C19	4C19	4C19	4C19	4C19	4C19	4C19	4C19	4C19	4C19
00460	20	#DA/4W SKP CLASS	5C19	5C19	5C19	5C19	5C19	5C19	5C19	5C19	5C19	5C19	5C19	5C19
00460	20	#DA/4W SKP CLASS	6C19	6C19	6C19	6C19	6C19	6C19	6C19	6C19	6C19	6C19	6C19	6C19
23170	220	LSTYR/SKIP SCHL		6A06I	6A06I	6A06I	6A06I	6A06I	6A06I	6A06I	6A06I	6A06I	6A06I	6A06I
23260		8THGR/SKIP SCHL		6A07I	6A07I	6A07I	6A07I	6A07I	6A07I	6A07I	6A07I	6A07I	6A07I	6A07I
23350	221	5-6GR/SKIP SCHL		6A08I	6A08I	6A08I	6A08I	6A08I	6A08I	6A08I	6A08I	6A08I	6A08I	6A08I
25750	111	#X U UNEXCSD LAT				2D02C	2D02C	2D02C*	2D02C	2D02C	2D02C	2D02C	2D02C	2D02C

B07: EDUCATION. Delinquency, victimization, and feeling safe at school

06540	106	FRQ FGT WRK/SCHL	2A19C	2A19C	2A19C	2A19C	2A19C	2A19C	2A19C	2A19C	2A19C	2A19C	2A19C	2A19C
06540		FRQ FGT WRK/SCHL		6A15C	6A15C	6A17C	6A17C	6A17C	6A18C	6A18C	6A18C	6A18C	6A18C	6A18C
06650	108	FRQ DMG SCH PPTY	2A19N	2A19N	2A19N	2A19N	2A19N	2A19N	2A19N	2A19N	2A19N	2A19N	2A19N	2A19N
06650		FRQ DMG SCH PPTY		6A15N	6A15N	6A17N	6A17N	6A17N	6A18N	6A18N	6A18N	6A18N	6A18N	6A18N
09871	152	SM1 SCL ROB <\$50	3E08A	3E08A	3E08A	3E08A	3E08A	3E08A	3E08A	3E08A	3E08A	3E07A	3E08A	3E08A
09871		SM1 SCL ROB <\$50												
09871	152	SM1 SCL ROB >\$50	3E08B	3E08B	3E08B	3E08B	3E08B	3E08B	3E08B	3E08B	3E08B	3E07B	3E08B	3E08B
09872		SM1 SCL ROB >\$50												
09872		SM1 SCL ROB >\$50												
09872		SM1 SCL ROB >\$50												
09873	152	SM1 SCL DMG PRTY	3E08C	3E08C	3E08C	3E08C	3E08C	3E08C	3E08C	3E08C	3E08C	3E07C	3E08C	3E08C
09873		SM1 SCL DMG PRTY												
09873		SM1 SCL DMG PRTY												
09874	152	SM1 SCL IN U W/W	3E08D	3E08D	3E08D	3E08D	3E08D	3E08D	3E08D	3E08D	3E08D	3E07D	3E08D	3E08D
09874		SM1 SCL IN U W/W												
09874		SM1 SCL IN U W/W												
09875	152	SM1 SCL TH U W/W	3E08E	3E08E	3E08E	3E08E	3E08E	3E08E	3E08E	3E08E	3E08E	3E07E	3E08E	3E08E
09875		SM1 SCL TH U W/W												
09875		SM1 SCL TH U W/W												
09876	153	SM1 SCL IN U -WP	3E08F	3E08F	3E08F	3E08F	3E08F	3E08F	3E08F	3E08F	3E08F	3E07F	3E08F	3E08F
09876		SM1 SCL IN U -WP												
09876		SM1 SCL IN U -WP												
09877	153	SM1 SCL TH U W/I	3E08G	3E08G	3E08G	3E08G	3E08G	3E08G	3E08G	3E08G	3E08G	3E07G	3E08G	3E08G
09877		SM1 SCL TH U W/I												
09877		SM1 SCL TH U W/I												
23160	220	LSTYR/U MISBEHAV		6A06H	6A06H	6A06H	6A06H	6A06H	6A06H	6A06H	6A06H	6A06H	6A06H	6A06H
23250		8THGR/U MISBEHAV		6A07H	6A07H	6A07H	6A07H	6A07H	6A07H	6A07H	6A07H	6A07H	6A07H	6A07H

*=item text changed from previous year

[illegible]

B07: EDUCATION. Delinquency, victimization, and feeling safe at school (continued)

[illegible]

B08: EDUCATION. Competency testing

07900		16YR+,TEST->DIPL		2E13A	2E13A		2E16A	2E16A	2E19A	2E19A				
07900		16YR+,TEST->DIPL												
07910		14YR+,TEST->DIPL		2E13B	2E13B	5E07A	2E16B	2E16B	2E19B	2E19B				
07910		14YR+,TEST->DIPL												
07920		ALL STD H.S.TEST		2E13C	2E13C	5E07B	2E16C	2E16C	2E19C	2E19C				
07920		ALL STD H.S.TEST				5E07C								

B09: EDUCATION. Post high school: status, plans, characteristics

[illegible]

309

00480	20	R WL DO VOC/TEC	1C21A	1C21A	1C21A	1C021A	1C021A	1C021A	1C021A	1C021A	1C021A	1C021A	1C021A	1C021A
00480	20	R WL DO VOC/TEC	2C21A	2C21A	2C21A	2C21A	2C21A	2C21A	2C21A	2C21A	2C21A	2C21A	2C21A	2C21A
00480	20	R WL DO VOC/TEC	3C21A	3C21A	3C21A	3C21A	3C21A	3C21A	3C21A	3C21A	3C21A	3C21A	3C21A	3C21A
00480	20	R WL DO VOC/TEC	4C21A	4C21A	4C21A	4C21A	4C21A	4C21A	4C21A	4C21A	4C21A	4C21A	4C21A	4C21A
00480	20	R WL DO VOC/TEC	5C21A	5C21A	5C21A	5C21A	5C21A	5C21A	5C21A	5C21A	5C21A	5C21A	5C21A	5C21A
00480	20	R WL DO VOC/TEC	1C21B	6C21A	6C21A	6C21A	6C21A	6C21A	6C21A	6C21A	6C21A	6C21A	6C21A	6C21A
00490	20	R WL DO ARMD FC		1C21B	1C21B	1C021B	1C021B	1C021B	1C021B	1C021B	1C021B	1C021B	1C021B	1C021B
00490	20	R WL DO ARMD FC		2C21B	2C21B	2C21B	2C21B	2C21B	2C21B	2C21B	2C21B	2C21B	2C21B	2C21B
00490	20	R WL DO ARMD FC		3C21B	3C21B	3C21B	3C21B	3C21B	3C21B	3C21B	3C21B	3C21B	3C21B	3C21B
00490	20	R WL DO ARMD FC	4C21B	4C21B	4C21B	4C21B	4C21B	4C21B	4C21B	4C21B	4C21B	4C21B	4C21B	4C21B
00490	20	R WL DO ARMD FC	5C21B	5C21B	5C21B	5C21B	5C21B	5C21B	5C21B	5C21B	5C21B	5C21B	5C21B	5C21B
00490	20	R WL DO ARMD FC	1C21C	6C21B	6C21B	6C21B	6C21B	6C21B	6C21B	6C21B	6C21B	6C21B	6C21B	6C21B
00500	21	R WL DO 2YR CLG		1C21C	1C21C	1C021C	1C021C	1C021C	1C021C	1C021C	1C021C	1C021C	1C021C	1C021C
00500	21	R WL DO 2YR CLG		2C21C	2C21C	2C21C	2C21C	2C21C	2C21C	2C21C	2C21C	2C21C	2C21C	2C21C
00500	21	R WL DO 2YR CLG		3C21C	3C21C	3C21C	3C21C	3C21C	3C21C	3C21C	3C21C	3C21C	3C21C	3C21C
00500	21	R WL DO 2YR CLG	4C21C	4C21C	4C21C	4C21C	4C21C	4C21C	4C21C	4C21C	4C21C	4C21C	4C21C	4C21C
00500	21	R WL DO 2YR CLG	5C21C	5C21C	5C21C	5C21C	5C21C	5C21C	5C21C	5C21C	5C21C	5C21C	5C21C	5C21C
00500	21	R WL DO 2YR CLG	1C21D	6C21C	6C21C	6C21C	6C21C	6C21C	6C21C	6C21C	6C21C	6C21C	6C21C	6C21C
00510	21	R WL DO 4YR CLG		1C21D	1C21D	1C021D	1C021D	1C021D	1C021D	1C021D	1C021D	1C021D	1C021D	1C021D
00510	21	R WL DO 4YR CLG		2C21D	2C21D	2C21D	2C21D	2C21D	2C21D	2C21D	2C21D	2C21D	2C21D	2C21D
00510	21	R WL DO 4YR CLG		3C21D	3C21D	3C21D	3C21D	3C21D	3C21D	3C21D	3C21D	3C21D	3C21D	3C21D
00510	21	R WL DO 4YR CLG	4C21D	4C21D	4C21D	4C21D	4C21D	4C21D	4C21D	4C21D	4C21D	4C21D	4C21D	4C21D
00510	21	R WL DO 4YR CLG	5C21D	5C21D	5C21D	5C21D	5C21D	5C21D	5C21D	5C21D	5C21D	5C21D	5C21D	5C21D
00510	21	R WL DO 4YR CLG	1C21E	6C21D	6C21D	6C21D	6C21D	6C21D	6C21D	6C21D	6C21D	6C21D	6C21D	6C21D
00520	21	R WL DO GRD/PRF		1C21E	1C21E	1C021E	1C021E	1C021E	1C021E	1C021E	1C021E	1C021E	1C021E	1C021E
00520	21	R WL DO GRD/PRF		2C21E	2C21E	2C21E	2C21E	2C21E	2C21E	2C21E	2C21E	2C21E	2C21E	2C21E
00520	21	R WL DO GRD/PRF		3C21E	3C21E	3C21E	3C21E	3C21E	3C21E	3C21E	3C21E	3C21E	3C21E	3C21E
00520	21	R WL DO GRD/PRF	4C21E	4C21E	4C21E	4C21E	4C21E	4C21E	4C21E	4C21E	4C21E	4C21E	4C21E	4C21E
00520	21	R WL DO GRD/PRF	5C21E	5C21E	5C21E	5C21E	5C21E	5C21E	5C21E	5C21E	5C21E	5C21E	5C21E	5C21E
00520	21	R WL DO GRD/PRF	1C22A	6C21E	6C21E	6C21E	6C21E	6C21E	6C21E	6C21E	6C21E	6C21E	6C21E	6C21E
00530	21	R WNTDO VOC/TEC		1C22A	1C22A	1C22A	1C022A	1C022A	1C022A	1C022A	1C022A	1C022A	1C022A	1C022A
00530	21	R WNTDO VOC/TEC		2C22A	2C22A	2C22A	2C22A	2C22A	2C22A	2C22A	2C22A	2C22A	2C22A	2C22A
00530	21	R WNTDO VOC/TEC		3C22A	3C22A	3C22A	3C22A	3C22A	3C22A	3C22A	3C22A	3C22A	3C22A	3C22A
00530	21	R WNTDO VOC/TEC	4C22A	4C22A	4C22A	4C22A	4C22A	4C22A	4C22A	4C22A	4C22A	4C22A	4C22A	4C22A
00530	21	R WNTDO VOC/TEC	5C22A	5C22A	5C22A	5C22A	5C22A	5C22A	5C22A	5C22A	5C22A	5C22A	5C22A	5C22A
00530	21	R WNTDO VOC/TEC	1C22B	6C22A	6C22A	6C22A	6C22A	6C22A	6C22A	6C22A	6C22A	6C22A	6C22A	6C22A
00540	21	R WNTDO ARMD FC		1C22B	1C22B	1C022B	1C022B	1C022B	1C022B	1C022B	1C022B	1C022B	1C022B	1C022B
00540	21	R WNTDO ARMD FC		2C22B	2C22B	2C22B	2C22B	2C22B	2C22B	2C22B	2C22B	2C22B	2C22B	2C22B
00540	21	R WNTDO ARMD FC		3C22B	3C22B	3C22B	3C22B	3C22B	3C22B	3C22B	3C22B	3C22B	3C22B	3C22B
00540	21	R WNTDO ARMD FC	4C22B	4C22B	4C22B	4C22B	4C22B	4C22B	4C22B	4C22B	4C22B	4C22B	4C22B	4C22B
00540	21	R WNTDO ARMD FC	5C22B	5C22B	5C22B	5C22B	5C22B	5C22B	5C22B	5C22B	5C22B	5C22B	5C22B	5C22B
00540	21	R WNTDO ARMD FC	1C22C	6C22B	6C22B	6C22B	6C22B	6C22B	6C22B	6C22B	6C22B	6C22B	6C22B	6C22B
00550	21	R WNTDO 2YR CLG		1C22C	1C22C	1C022C	1C022C	1C022C	1C022C	1C022C	1C022C	1C022C	1C022C	1C022C
00550	21	R WNTDO 2YR CLG		2C22C	2C22C	2C22C	2C22C	2C22C	2C22C	2C22C	2C22C	2C22C	2C22C	2C22C
00550	21	R WNTDO 2YR CLG		3C22C	3C22C	3C22C	3C22C	3C22C	3C22C	3C22C	3C22C	3C22C	3C22C	3C22C
00550	21	R WNTDO 2YR CLG	4C22C	4C22C	4C22C	4C22C	4C22C	4C22C	4C22C	4C22C	4C22C	4C22C	4C22C	4C22C
00550	21	R WNTDO 2YR CLG	5C22C	5C22C	5C22C	5C22C	5C22C	5C22C	5C22C	5C22C	5C22C	5C22C	5C22C	5C22C
00550	21	R WNTDO 2YR CLG	1C22D	6C22C	6C22C	6C22C	6C22C	6C22C	6C22C	6C22C	6C22C	6C22C	6C22C	6C22C
00560	21	R WNTDO 4YR CLG		1C22D	1C22D	1C022D	1C022D	1C022D	1C022D	1C022D	1C022D	1C022D	1C022D	1C022D
00560	21	R WNTDO 4YR CLG		2C22D	2C22D	2C22D	2C22D	2C22D	2C22D	2C22D	2C22D	2C22D	2C22D	2C22D
00560	21	R WNTDO 4YR CLG		3C22D	3C22D	3C22D	3C22D	3C22D	3C22D	3C22D	3C22D	3C22D	3C22D	3C22D
00560	21	R WNTDO 4YR CLG	4C22D	4C22D	4C22D	4C22D	4C22D	4C22D	4C22D	4C22D	4C22D	4C22D	4C22D	4C22D
00560	21	R WNTDO 4YR CLG	5C22D	5C22D	5C22D	5C22D	5C22D	5C22D	5C22D	5C22D	5C22D	5C22D	5C22D	5C22D
00560	21	R WNTDO 4YR CLG	1C22E	6C22D	6C22D	6C22D	6C22D	6C22D	6C22D	6C22D	6C22D	6C22D	6C22D	6C22D
00570	21	R WNTDO GRD/PRF		1C22E	1C22E	1C022E	1C022E	1C022E	1C022E	1C022E	1C022E	1C022E	1C022E	1C022E
00570	21	R WNTDO GRD/PRF		2C22E	2C22E	2C22E	2C22E	2C22E	2C22E	2C22E	2C22E	2C22E	2C22E	2C22E
00570	21	R WNTDO GRD/PRF		3C22E	3C22E	3C22E	3C22E	3C22E	3C22E	3C22E	3C22E	3C22E	3C22E	3C22E
00570	21	R WNTDO GRD/PRF	4C22E	4C22E	4C22E	4C22E	4C22E	4C22E	4C22E	4C22E	4C22E	4C22E	4C22E	4C22E
00570	21	R WNTDO GRD/PRF	5C22E	5C22E	5C22E	5C22E	5C22E	5C22E	5C22E	5C22E	5C22E	5C22E	5C22E	5C22E
00570	21	R WNTDO GRD/PRF	1C22F	6C22E	6C22E	6C22E	6C22E	6C22E	6C22E	6C22E	6C22E	6C22E	6C22E	6C22E
00580	21	R WNTDO 2YR CLG		1C22F	1C22F	1C022F	1C022F	1C022F	1C022F	1C022F	1C022F	1C022F	1C022F	1C022F
00580	21	R WNTDO 2YR CLG		2C22F	2C22F	2C22F	2C22F	2C22F	2C22F	2C22F	2C22F	2C22F	2C22F	2C22F
00580	21	R WNTDO 2YR CLG		3C22F	3C22F	3C22F	3C22F	3C22F	3C22F	3C22F	3C22F	3C22F	3C22F	3C22F
00580	21	R WNTDO 2YR CLG	4C22F	4C22F	4C22F	4C22F	4C22F	4C22F	4C22F	4C22F	4C22F	4C22F	4C22F	4C22F
00580	21	R WNTDO 2YR CLG	5C22F	5C22F	5C22F	5C22F	5C22F	5C22F	5C22F	5C22F	5C22F	5C22F	5C22F	5C22F
00580	21	R WNTDO 2YR CLG	1C22G	6C22F	6C22F	6C22F	6C22F	6C22F	6C22F	6C22F	6C22F	6C22F	6C22F	6C22F
00590	21	R WNTDO 4YR CLG		1C22G	1C22G	1C022G	1C022G	1C022G	1C022G	1C022G	1C022G	1C022G	1C022G	1C022G
00590	21	R WNTDO 4YR CLG		2C22G	2C22G	2C22G	2C22G	2C22G	2C22G	2C22G	2C22G	2C22G	2C22G	2C22G
00590	21	R WNTDO 4YR CLG		3C22G	3C22G	3C22G	3C22G	3C22G	3C22G	3C22G	3C22G	3C22G	3C22G	3C22G
00590	21	R WNTDO 4YR CLG	4C22G	4C22G	4C22G	4C22G	4C22G	4C22G	4C22G	4C22G	4C22G	4C22G	4C22G	4C22G
00590	21	R WNTDO 4YR CLG	5C22G	5C22G	5C22G	5C22G	5C22G	5C22G	5C22G	5C22G	5C22G	5C22G	5C22G	5C22G
00590	21	R WNTDO 4YR CLG	1C22H	6C22G	6C22G	6C22G	6C22G	6C22G	6C22G	6C22G	6C22G	6C22G	6C22G	6C22G
00600	21	R WNTDO GRD/PRF		1C22H	1C22H	1C022H	1C022H	1C022H	1C022H	1C022H	1C022H	1C022H	1C022H	1C022H
00600	21	R WNTDO GRD/PRF		2C22H	2C22H	2C22H	2C22H	2C22H	2C22H	2C22H	2C22H	2C22H	2C22H	2C22H
00600	21	R WNTDO GRD/PRF		3C22H	3C22H	3C22H	3C22H	3C22H	3C22H	3C22H	3C22H	3C22H	3C22H	3C22H
00600	21	R WNTDO GRD/PRF	4C22H	4C22H	4C22H	4C22H	4C22H	4C22H	4C22H	4C22H	4C22H	4C22H	4C22H	4C22H
00600	21	R WNTDO GRD/PRF	5C22H	5C22H	5C22H	5C22H	5C22H	5C22H	5C22H	5C22H	5C22H	5C22H	5C22H	5C22H
00600	21	R WNTDO GRD/PRF	1C22I	6C22H	6C22H	6C22H	6C22H	6C22H	6C22H	6C22H	6C22H	6C22H	6C22H	6C22H
00610	21	R WNTDO 2YR CLG		1C22I	1C22I	1C022I	1C022I	1C022I	1C022I	1C022I	1C022I	1C022I	1C022I	1C022I
00610	21	R WNTDO 2YR CLG		2C22I	2C22I	2C22I	2C22I	2C22I	2C22I	2C22I	2C22I	2C22I	2C22I	2C22I
00610	21	R WNTDO 2YR CLG		3C22I	3C22I	3C22I	3C22I	3C22I	3C22I	3C22I	3C22I	3C22I	3C22I	3C22I
00610	21	R WNTDO 2YR CLG	4C22I	4C22I	4C22I	4C22I	4C22I	4C22I	4C22I	4C22I	4C22I	4C22I	4C22I	4C22I
00														

00590	21	HRS/W WRK SCHYR	1C23	1C23	1C23	1C23	1C23	1C23	1C23	1C23	1C23	1C23	1C23	1C23
00590	21	HRS/W WRK SCHYR	2C23	2C23	2C23	2C23	2C23	2C23	2C23	2C23	2C23	2C23	2C23	2C23
00590	21	HRS/W WRK SCHYR	3C23	3C23	3C23	3C23	3C23	3C23	3C23	3C23	3C23	3C23	3C23	3C23
00590	21	HRS/W WRK SCHYR	4C23	4C23	4C23	4C23	4C23	4C23	4C23	4C23	4C23	4C23	4C23	4C23
00590	21	HRS/W WRK SCHYR	5C23	5C23	5C23	5C23	5C23	5C23	5C23	5C23	5C23	5C23	5C23	5C23
00590	21	HRS/W WRK SCHYR												
01270	37	SAT PRESENT JOB	1A006A	1A006A	1A006A	1A006A	1A006A	1A006A	1A006A	1A006A	1A006A	1A006A	1A006A	1A006A
05770	87	R IN WK-STDY PG	1D009	1D009	1D009	1D009	1D009	1D009	1D009	1D009	1D009	1D009	1D009	1D009
06540	106	FRQ FGT WRK/SCHL	2A19C	2A19C	2A19C	2A19C	2A19C	2A19C	2A19C	2A19C	2A19C	2A19C	2A19C	2A19C
06540		FRQ FGT WRK/SCHL												
06660	108	FRQ DMG WK PRPTY	2A19O	2A19O	2A19O	2A19O	2A19O	2A19O	2A19O	2A19O	2A19O	2A19O	2A19O	2A19O
06660		FRQ DMG WK PRPTY												
10910	173	CMP SATFD W/JOB	4D02	4D02	4D02	4D02	4D02	4D02	4D02	4D02	4D02	4D02	4D02	4D02
11790	187	XPLC MK R GD WKR	5A04C	5A04C	5A04C	5A04C	5A04C	5A04C	5A04C	5A04C	5A04C	5A04C	5A04C	5A04C
11940	189	RCL CNTCT JOB	5A07F	5A07F	5A07F	5A07F	5A07F	5A07F	5A07F	5A07F	5A07F	5A07F	5A07F	5A07F
21530	172	RCNT EMPLYMT EXP							4D03A	4D03A	4D03A	4D03A	4D03A	4D03A
21540	173	JOB-#HRS/WEEK							4D03B	4D03B	4D03B	4D03B	4D03B	4D03B
21550	173	JOB-SUPERVSR AGE							4D04	4D04	4D04	4D04	4D04	4D04
21560	173	JOB-#WKRS OWN AG							4D05	4D05	4D05	4D05	4D05	4D05
21570	174	JOB-USE BEST SKL							4D06A	4D06A	4D06A	4D06A	4D06A	4D06A
21580	174	JOB-TEACH SKILLS							4D06B	4D06B	4D06B	4D06B	4D06B	4D06B
21590	174	JOB-USE LRND SKL							4D06C	4D06C	4D06C	4D06C	4D06C	4D06C
21600	174	JOB-DIF SOC BKGD							4D06D	4D06D	4D06D	4D06D	4D06D	4D06D
21610	174	JOB-OVER AGE 30							4D06E	4D06E	4D06E	4D06E	4D06E	4D06E
21620	174	JOB-->STRESS							4D06F	4D06F	4D06F	4D06F	4D06F	4D06F
21630	174	JOB-INTRFR W ED							4D06G	4D06G	4D06G	4D06G	4D06G	4D06G
21640	175	JOB-INTRFR W SOC							4D06H	4D06H	4D06H	4D06H	4D06H	4D06H
21650	175	JOB-INTRFR W FAM							4D06I	4D06I	4D06I	4D06I	4D06I	4D06I
21660	175	JOB-INTERESTING							4D07A	4D07A	4D07A	4D07A	4D07A	4D07A
21670	175	JOB-HAPPY FR LIF							4D07B	4D07B	4D07B	4D07B	4D07B	4D07B
21680	175	JOB-EXPCT FR LIF							4D07C	4D07C	4D07C	4D07C	4D07C	4D07C
21690	175	JOB-STEP STONE							4D07D	4D07D	4D07D	4D07D	4D07D	4D07D
21700	175	JOB-DO JST FOR \$							4D07E	4D07E	4D07E	4D07E	4D07E	4D07E
21710	176	JOB-TCHR HELP GT							4D08	4D08	4D08	4D08	4D08	4D08
21720	176	JOB-WORK STUDY							4D09	4D09	4D09	4D09	4D09	4D09
23520		YRS PRT-TIME JOB												

Item Refer- ence Number	Page Loc. in this Volume	ITEM DESCRIPTION (ABBREVIATED)	QUESTIONNAIRE LOCATION BY YEAR (FORM, SECTION, AND QUESTION NUMBER)											
			1988	1989	1990	1991	1992	1993	1994	1995	1996	1997	1998	1999

B09: EDUCATION. Post high school: status, plans, characteristics (continued)

00580	21	R WNTDO NONE	1C22F	1C22F	1C22F	1C022F	1C022F	1C022F	1C022F	1C022F	1C022F	1C022F	1C022F	1C022F
00580	21	R WNTDO NONE	2C22F	2C22F	2C22F	2C22F	2C22F	2C22F	2C22F	2C22F	2C22F	2C22F	2C22F	2C22F
00580	21	R WNTDO NONE	3C22F	3C22F	3C22F	3C22F	3C22F	3C22F	3C22F	3C22F	3C22F	3C22F	3C22F	3C22F
00580	21	R WNTDO NONE	4C22F	4C22F	4C22F	4C22F	4C22F	4C22F	4C22F	4C22F	4C22F	4C22F	4C22F	4C22F
00580	21	R WNTDO NONE	5C22F	5C22F	5C22F	5C22F	5C22F	5C22F	5C22F	5C22F	5C22F	5C22F	5C22F	5C22F
00580	21	R WNTDO NONE		6C22F	6C22F	6C22F	6C22F	6C22F	6C22F	6C22F	6C22F	6C22F	6C22F	6C22F
10410	165	JOB OBSTC EDUC TN	4A13F	4A13F	4A13F	4A13F	4A13F	4A13F	4A13F	4A13F	4A13F	4A13F	4A13F	4A13F
11320		P'IDEA OF EDUC	4E06J	4E06J	4E06J	4E06J	4E06J	4E06J	4E06J	4E06J	4E06J	4E06J	4E06J	4A13F

B10: EDUCATION. Attitudes regarding educational institutions

06910		DHNSTY COLL&UNIV	2D04C	2D04C										
06920		DHNSTY PBLC SCHL	2D04D	2D04D										
07650	125	PRCL INFL SCL RN	2E15A	2E15A	2E15A	2E15A	2E15A	2E15A	2E15A	2E15A	2E15A	2E15A	2E15A	2E15A
07660	125	TCHR INFL SCL RN	2E15B	2E15B	2E15B	2E15B	2E15B	2E15B	2E15B	2E15B	2E15B	2E15B	2E15B	2E15B
07670	125	STDS INFL SCL RN	2E15C	2E15C	2E15C	2E15C	2E15C	2E15C	2E15C	2E15C	2E15C	2E15C	2E15C	2E15C
07680	125	PRTS INFL SCL RN	2E15D	2E15D	2E15D	2E15D	2E15D	2E15D	2E15D	2E15D	2E15D	2E15D	2E15D	2E15D
08400	136	GD JB COLLG&UNIV	3A24C	3A24C	3A24C	3A24C	3A24C	3A24C	3A24C	3A24C	3A24C	3A24C	3A24C	3A24C
08410	136	GD JB PBLC SCHOL	3A24D	3A24D	3A24D	3A24D	3A24D	3A24D	3A24D	3A24D	3A24D	3A24D	3A24D	3A24D
11130	180	MLTRY MORE ED	4E01B	4E01B	4E01B	4E01B	4E01B	4E01B	4E01B	4E01B	4E01B	4E01B	4E01B	4E01B
11840	188	PLC WRK SCH/UNIV	5A05E	5A05E	5A05E	5A05E	5A05E	5A05E	5A05E	5A05E	5A05E	5A05E	5A05E	5A05E
25760	112	SCHL RULES FAIR					2D03	2D03	2D03	2D03	2D03	2D03	2D03	2D03

B11: EDUCATION. High school: length of experiences

23380		YRS SCHL PUBLCTN		6A10A	6A10A	6A11A	6A10A	6A10A	6A10A	6A10A	6A10A	6A10A		
23390		YRS PRF ARTS-SCH		6A10B	6A10B	6A11B	6A10B	6A10B	6A10B	6A10B	6A10B	6A10B		
23400		YRS PRF ARTS-OUT		6A10C	6A10C	6A11C	6A10C	6A10C	6A10C	6A10C	6A10C	6A10C		
23410		YRS SPORTS-SCHL		6A10D	6A10D	6A11D	6A10D	6A10D	6A10D	6A10D	6A10D	6A10D		
23420		YRS SPORTS-OUTSC		6A10E	6A10E	6A11E	6A10E	6A10E	6A10E	6A10E	6A10E	6A10E		
23430		YRS ACADEMIC CLB		6A10F	6A10F	6A11F	6A10F	6A10F	6A10F	6A10F	6A10F	6A10F		
23440		YRS OTH CLB/ACTV		6A10G	6A10G	6A11G	6A10G	6A10G	6A10G	6A10G	6A10G	6A10G		
23450		YRS STUDENT GOVT		6A10H	6A10H	6A11H	6A10H	6A10H	6A10H	6A10H	6A10H	6A10H		
23460		YRS VOCATNL CLUB		6A10I	6A10I	6A11I	6A10I	6A10I	6A10I	6A10I	6A10I	6A10I		
23470		YRS HOBBY CLUB		6A10J	6A10J	6A11J	6A10J	6A10J	6A10J	6A10J	6A10J	6A10J		
23480		YRS SCOUTING		6A10K	6A10K	6A11K	6A10K	6A10K	6A10K	6A10K	6A10K	6A10K		
23490		YRS BOYS/GRLS CL		6A10L	6A10L	6A11L	6A10L	6A10L	6A10L	6A10L	6A10L	6A10L		
23500		YRS COMMNTY ORGZ		6A10M	6A10M	6A11M	6A10M	6A10M	6A10M	6A10M	6A10M	6A10M		
23510		YRS CHRCH YTH GR		6A10N	6A10N	6A11N	6A10N	6A10N	6A10N	6A10N	6A10N	6A10N		
23520		YRS PRT-TIME JOB		6A10O	6A10O	6A11O	6A10O	6A10O	6A10O	6A10O	6A10O	6A10O		

C01: WORK and LEISURE. Present or recent work experience

00590	21	HRS/W WRK SCHYR	1C23	1C23	1C23	1C023	1C023	1C023	1C023	1C023	1C023	1C023	1C023	1C023
00590	21	HRS/W WRK SCHYR	2C23	2C23	2C23	2C23	2C23	2C23	2C23	2C23	2C23	2C23	2C23	2C23
00590	21	HRS/W WRK SCHYR	3C23	3C23	3C23	3C23	3C23	3C23	3C23	3C23	3C23	3C23	3C23	3C23
00590	21	HRS/W WRK SCHYR	4C23	4C23	4C23	4C23	4C23	4C23	4C23	4C23	4C23	4C23	4C23	4C23
00590	21	HRS/W WRK SCHYR	5C23	5C23	5C23	5C23	5C23	5C23	5C23	5C23	5C23	5C23	5C23	5C23
00590	21	HRS/W WRK SCHYR		6C23	6C23	6C23	6C23	6C23	6C23	6C23	6C23	6C23	6C23	6C23
01270	37	SAT PRESENT JOB	1A006A	1A006A	1A006A	1A006A	1A006A	1A006A	1A006A	1A006A	1A006A	1A006A	1A006A	1A006A
05770	87	R IN WK-STDY PG	1D009	1D009	1D009	1D009	1D009	1D009	1D009	1D009	1D009	1D009	1D009	1D009
06540	106	FRQ FGT WRK/SCHL	2A19C	2A19C	2A19C	2A19C	2A19C	2A19C	2A19C	2A19C	2A19C	2A19C	2A19C	2A19C
06540		FRQ FGT WRK/SCHL		6A15C	6A15C	6A17C	6A17C	6A17C	6A17C	6A18C	6A18C	6A18C		
06660	108	FRQ DMG WK PRPTY	2A19O	2A19O	2A19O	2A19O	2A19O	2A19O	2A19O	2A19O	2A19O	2A19O	2A19O	2A19O
06660		FRQ DMG WK PRPTY		6A15O	6A15O	6A17O	6A17O	6A17O	6A17O	6A18O	6A18O	6A18O		
10910	173	CMP SATFD W/JOB	4D02	4D02	4D02	4D02B*	4D02C	4D02C	4D02C	4D02C	4D02C	4D02C	4D02C	4D02C
11790	187	XPRC MK R GD WRK	5A04C	5A04C	5A04C	5A04C	5A04C	5A04C	5A04C	5A04C	5A04C	5A04C	5A04C	5A04C
11940	189	RCNT CNCT JOB	5A07F	5A07F	5A07F	5A07F	5A07F	5A07F	5A07F	5A07F	5A07F	5A07F	5A07F	5A07F
21530	172	RCNT EMPLOYMT EXP	4D03A	4D03A	4D03A	4D01	4D02A	4D02A	4D02A	4D02A	4D02A	4D02A	4D02A	4D02A
21540	173	JOB-#HRS/WEEK	4D03B	4D03B	4D03B	4D03	4D03	4D03	4D03	4D03	4D03	4D03	4D03	4D03
21550	173	JOB-SUPERVSR AGE	4D04	4D04	4D04	4D04	4D04	4D04	4D04	4D04	4D04	4D04	4D04	4D04
21560	173	JOB-#WKRS OWN AG	4D05	4D05	4D05	4D05	4D05	4D05	4D05	4D05	4D05	4D05	4D05	4D05
21570	174	JOB-USE BEST SKL	4D06A	4D06A	4D06A	4D06A	4D06A	4D06A	4D06A	4D06A	4D06A	4D06A	4D06A	4D06A
21580	174	JOB-TEACH SKILLS	4D06B	4D06B	4D06B	4D06B	4D06B	4D06B	4D06B	4D06B	4D06B	4D06B	4D06B	4D06B
21590	174	JOB-USE LRND SKL	4D06C	4D06C	4D06C	4D06C	4D06C	4D06C	4D06C	4D06C	4D06C	4D06C	4D06C	4D06C
21600	174	JOB-DIF SOC BKGD	4D06D	4D06D	4D06D	4D06D	4D06D	4D06D	4D06D	4D06D	4D06D	4D06D	4D06D	4D06D
21610	174	JOB-OVER AGE 30	4D06E	4D06E	4D06E	4D06E	4D06E	4D06E	4D06E	4D06E	4D06E	4D06E	4D06E	4D06E
21620	174	JOB-->STRESS	4D06F	4D06F	4D06F	4D06F	4D06F	4D06F	4D06F	4D06F	4D06F	4D06F	4D06F	4D06F
21630	174	JOB-INTRFR W ED	4D06G	4D06G	4D06G	4D06G	4D06G	4D06G	4D06G	4D06G	4D06G	4D06G	4D06G	4D06G
21640	175	JOB-INTRFR W SOC	4D06H	4D06H	4D06H	4D06H	4D06H	4D06H	4D06H	4D06H	4D06H	4D06H	4D06H	4D06H
21650	175	JOB-INTRFR W FAM	4D06I	4D06I	4D06I	4D06I	4D06I	4D06I	4D06I	4D06I	4D06I	4D06I	4D06I	4D06I
21660	175	JOB-INTERESTING	4D07A	4D07A	4D07A	4D07A	4D07A	4D07A	4D07A	4D07A	4D07A	4D07A	4D07A	4D07A
21670	175	JOB-HAPPY FR LIF	4D07B	4D07B	4D07B	4D07B	4D07B	4D07B	4D07B	4D07B	4D07B	4D07B	4D07B	4D07B
21680	175	JOB-EXPTCT FR LIF	4D07C	4D07C	4D07C	4D07C	4D07C	4D07C	4D07C	4D07C	4D07C	4D07C	4D07C	4D07C
21690	175	JOB-STEP STONE	4D07D	4D07D	4D07D	4D07D	4D07D	4D07D	4D07D	4D07D	4D07D	4D07D	4D07D	4D07D
21700	175	JOB-DO JST FOR \$	4D07E	4D07E	4D07E	4D07E	4D07E	4D07E	4D07E	4D07E	4D07E	4D07E	4D07E	4D07E
21710	176	JOB-TCHR HELP GT	4D08	4D08	4D08	4D08	4D08	4D08	4D08	4D08	4D08	4D08	4D08	4D08
21720	176	JOB-WORK STUDY	4D09	4D09	4D09	4D09	4D09	4D09	4D09	4D09	4D09	4D09	4D09	4D09
23520		YRS PRT-TIME JOB		6A10O	6A10O	6A11O	6A10O	6A10O	6A10O	6A10O	6A10O			

*=item text changed from previous year

Item Refer- ence Number	Page Loc. in this Volume	ITEM DESCRIPTION (ABBREVIATED)	QUESTIONNAIRE LOCATION BY YEAR (FORM, SECTION, AND QUESTION NUMBER)											
			1976	1977	1978	1979	1980	1981	1982	1983	1984	1985	1986	1987

C01: WORK and LEISURE. Present or recent work experience (continued)

25160	173	KIND OF PAID JOB												
29940	151	#HR/W CMPUTR JOB												

C02: WORK and LEISURE. Income sources; financial security

00600	21	R\$/AVG WEEK JOB	1C24A	1C24A	1C24A	1C24A	1C24A	1C24A	1C24A*	1C24A	1C24A	1C24A	1C24A	1C24A
00600	21	R\$/AVG WEEK JOB	2C24A	2C24A	2C24A	2C24A	2C24A	2C24A	2C24A*	2C24A	2C24A	2C24A	2C24A	2C24A
00600	21	R\$/AVG WEEK JOB	3C24A	3C24A	3C24A	3C24A	3C24A	3C24A	3C24A*	3C24A	3C24A	3C24A	3C24A	3C24A
00600	21	R\$/AVG WEEK JOB	4C24A	4C24A	4C24A	4C24A	4C24A	4C24A	4C24A*	4C24A	4C24A	4C24A	4C24A	4C24A
00600	21	R\$/AVG WEEK JOB	5C24A	5C24A	5C24A	5C24A	5C24A	5C24A	5C24A*	5C24A	5C24A	5C24A	5C24A	5C24A
00600	21	R\$/AVG WEEK JOB												
00610	22	R\$/AVG WEEK OTH	1C24B	1C24B	1C24B	1C24B	1C24B	1C24B	1C24B*	1C24B	1C24B	1C24B	1C24B	1C24B
00610	22	R\$/AVG WEEK OTH	2C24B	2C24B	2C24B	2C24B	2C24B	2C24B	2C24B*	2C24B	2C24B	2C24B	2C24B	2C24B
00610	22	R\$/AVG WEEK OTH	3C24B	3C24B	3C24B	3C24B	3C24B	3C24B	3C24B*	3C24B	3C24B	3C24B	3C24B	3C24B
00610	22	R\$/AVG WEEK OTH	4C24B	4C24B	4C24B	4C24B	4C24B	4C24B	4C24B*	4C24B	4C24B	4C24B	4C24B	4C24B
00610	22	R\$/AVG WEEK OTH	5C24B	5C24B	5C24B	5C24B	5C24B	5C24B	5C24B*	5C24B	5C24B	5C24B	5C24B	5C24B
00610	22	R\$/AVG WEEK OTH												
12990	204	I HAVE ENOUGH \$		5D04A	5D04A	5D04A	5D04A	5D02A	5D04A	5D04A	5D04A	5D04A	5D04A	5D04A
13000	204	I LACK \$ FR BILL		5D04B	5D04B	5D04B	5D04B	5D02B	5D04B	5D04B	5D04B	5D04B	5D04B	5D04B
13010	204	I WRY@-FINDG JOB		5D04C	5D04C	5D04C	5D04C	5D02C	5D04C	5D04C	5D04C	5D04C	5D04C	5D04C
13020	204	I CAN FIND JOB		5D04D	5D04D	5D04D	5D04D	5D02D	5D04D	5D04D	5D04D	5D04D	5D04D	5D04D
13030	204	I CAN KEEP MYJOB		5D04E	5D04E	5D04E	5D04E	5D02E	5D04E	5D04E	5D04E	5D04E	5D04E	5D04E
13040	205	I WRY@LOSS MYJOB		5D04F	5D04F	5D04F	5D04F	5D02F	5D04F	5D04F	5D04F	5D04F	5D04F	5D04F
20830	205	%\$SAVE FUTR EDUC						5D03A	5D05A	5D05A	5D05A	5D05A	5D05A	5D05A
20840	205	%\$SAVE/SPEND CAR						5D03B	5D05B	5D05B	5D05B	5D05B	5D05B	5D05B
20850	205	%\$SAVE OTHER						5D03C	5D05C	5D05C	5D05C	5D05C	5D05C	5D05C
20860	205	%\$SPEND ON SELF						5D03D	5D05D	5D05D	5D05D	5D05D	5D05D	5D05D
20870	206	%\$SPEND HELP FAM						5D03E	5D05E	5D05E	5D05E	5D05E	5D05E	5D05E

C03: WORK and LEISURE. Vocational plans, aspirations, expectations

00480	20	R WL DO VOC/TEC	1C21A	1C21A	1C21A	1C21A	1C21A	1C21A	1C21A	1C21A	1C21A	1C21A	1C21A	1C21A
00480	20	R WL DO VOC/TEC	2C21A	2C21A	2C21A	2C21A	2C21A	2C21A	2C21A	2C21A	2C21A	2C21A	2C21A	2C21A
00480	20	R WL DO VOC/TEC	3C21A	3C21A	3C21A	3C21A	3C21A	3C21A	3C21A	3C21A	3C21A	3C21A	3C21A	3C21A
00480	20	R WL DO VOC/TEC	4C21A	4C21A	4C21A	4C21A	4C21A	4C21A	4C21A	4C21A	4C21A	4C21A	4C21A	4C21A
00480	20	R WL DO VOC/TEC	5C21A	5C21A	5C21A	5C21A	5C21A	5C21A	5C21A	5C21A	5C21A	5C21A	5C21A	5C21A
00480	20	R WL DO VOC/TEC												
00530	21	R WNTDO VOC/TEC	1C22A	1C22A	1C22A	1C22A	1C22A	1C22A	1C22A	1C22A	1C22A	1C22A	1C22A	1C22A
00530	21	R WNTDO VOC/TEC	2C22A	2C22A	2C22A	2C22A	2C22A	2C22A	2C22A	2C22A	2C22A	2C22A	2C22A	2C22A
00530	21	R WNTDO VOC/TEC	3C22A	3C22A	3C22A	3C22A	3C22A	3C22A	3C22A	3C22A	3C22A	3C22A	3C22A	3C22A
00530	21	R WNTDO VOC/TEC	4C22A	4C22A	4C22A	4C22A	4C22A	4C22A	4C22A	4C22A	4C22A	4C22A	4C22A	4C22A
00530	21	R WNTDO VOC/TEC	5C22A	5C22A	5C22A	5C22A	5C22A	5C22A	5C22A	5C22A	5C22A	5C22A	5C22A	5C22A
00530	21	R WNTDO VOC/TEC												
06870	112	HOW GD AS WORKER	2D02C	2D02C	2D02C	2D02C	2D02C	2D02C	2D02C	2D02C	2D02C	2D02C	2D02C	2D02C
08090	132	SAME JOB MST LIF	3A05E	3A05E	3A05E	3A05E	3A05E	3A05E	3A05E	3A05E	3A05E	3A05E	3A05E	3A05E
10320	164	KIND OF WORK @30	4A09	4A09	4A09	4A09	4A09	4A09	4A09	4A09	4A09	4A09	4A09	4A09
10330	164	R SURE GT THS WK	4A10	4A10	4A10	4A10	4A10	4A10	4A10	4A10	4A10	4A10	4A10	4A10
10340	164	R SURE WK GD CHC	4A11	4A11	4A11	4A11	4A11	4A11	4A11	4A11	4A11	4A11	4A11	4A11
10350	164	R THINK WK BE SAT	4A12	4A12	4A12	4A12	4A12	4A12	4A12	4A12	4A12	4A12	4A12	4A12
10360	165	JOB OBSTC RELGN	4A13A	4A13A	4A13A	4A13A	4A13A	4A13A	4A13A	4A13A	4A13A	4A13A	4A13A	4A13A
10370	165	JOB OBSTC SEX	4A13B	4A13B	4A13B	4A13B	4A13B	4A13B	4A13B	4A13B	4A13B	4A13B	4A13B	4A13B
10380	165	JOB OBSTC RACE	4A13C	4A13C	4A13C	4A13C	4A13C	4A13C	4A13C	4A13C	4A13C	4A13C	4A13C	4A13C
10390	165	JOB OBSTC BKGRND	4A13D	4A13D	4A13D	4A13D	4A13D	4A13D	4A13D	4A13D	4A13D	4A13D	4A13D	4A13D
10400	165	JOB OBSTC POL VW	4A13E	4A13E	4A13E	4A13E	4A13E	4A13E	4A13E	4A13E	4A13E	4A13E	4A13E	4A13E
10410	165	JOB OBSTC EDUCN	4A13F	4A13F	4A13F	4A13F	4A13F	4A13F	4A13F	4A13F	4A13F	4A13F	4A13F	4A13F
10420	165	JOB OBSTC -VOC T	4A13G	4A13G	4A13G	4A13G	4A13G	4A13G	4A13G	4A13G	4A13G	4A13G	4A13G	4A13G
10430	165	JOB OBSTC -ABLY	4A13H	4A13H	4A13H	4A13H	4A13H	4A13H	4A13H	4A13H	4A13H	4A13H	4A13H	4A13H
10440	166	JOB OBSTC - PULL	4A13I	4A13I	4A13I	4A13I	4A13I	4A13I	4A13I	4A13I	4A13I	4A13I	4A13I	4A13I
10450	166	JOB OBSTC -WK HD	4A13J	4A13J	4A13J	4A13J	4A13J	4A13J	4A13J	4A13J	4A13J	4A13J	4A13J	4A13J
10460	166	JOB OBSTC -CONFM	4A13K	4A13K	4A13K	4A13K	4A13K	4A13K	4A13K	4A13K	4A13K	4A13K	4A13K	4A13K

C04: WORK AND LEISURE. Preferences regarding job characteristics

01460	40	IMP STEADY WORK	1A007F	1A007F	1A007F	1A007F	1A007F	1A007F	1A007F	1A007F	1A007F	1A007F	1A007F	1A007F
08050	131	LIK WRK CAN FRGT	3A05A	3A05A	3A05A	3A05A	3A05A	3A05A	3A05A	3A05A	3A05A	3A05A	3A05A	3A05A
10090	160	JOB IMPC SE RSLT	4A08A	4A08A	4A08A	4A08A	4A08A	4A08A	4A08A	4A08A	4A08A	4A08A	4A08A	4A08A
10100	161	JOB IMPC STATUS	4A08B	4A08B	4A08B	4A08B	4A08B	4A08B	4A08B	4A08B	4A08B	4A08B	4A08B	4A08B
10110	161	JOB IMPC INTRSTG	4A08C	4A08C	4A08C	4A08C	4A08C	4A08C	4A08C	4A08C	4A08C	4A08C	4A08C	4A08C
10120	161	JOB IMPC ADVNCMT	4A08D	4A08D	4A08D	4A08D	4A08D	4A08D	4A08D	4A08D	4A08D	4A08D	4A08D	4A08D
10130	161	JOB IMPC HLP OTH	4A08E	4A08E	4A08E	4A08E	4A08E	4A08E	4A08E	4A08E	4A08E	4A08E	4A08E	4A08E
10140	161	JOB IMPC EARN \$	4A08F	4A08F	4A08F	4A08F	4A08F	4A08F	4A08F	4A08F	4A08F	4A08F	4A08F	4A08F
10150	161	JOB IMPC CREATVY	4A08G	4A08G	4A08G	4A08G	4A08G	4A08G	4A08G	4A08G	4A08G	4A08G	4A08G	4A08G
10160	161	JOB IMPC UTILITY	4A08H	4A08H	4A08H	4A08H	4A08H	4A08H	4A08H	4A08H	4A08H	4A08H	4A08H	4A08H
10170	161	JOB IMPC MK FRND	4A08I	4A08I	4A08I	4A08I	4A08I	4A08I	4A08I	4A08I	4A08I	4A08I	4A08I	4A08I
10180	162	JOB IMPC USE SKL	4A08J	4A08J	4A08J	4A08J	4A08J	4A08J	4A08J	4A08J	4A08J	4A08J	4A08J	4A08J
10190	162	JOB IMPC VRTHWLE	4A08K	4A08K	4A08K	4A08K	4A08K	4A08K	4A08K	4A08K	4A08K	4A08K	4A08K	4A08K
10200	162	JOB IMPC WACATHN	4A08L	4A08L	4A08L	4A08L	4A08L	4A08L	4A08L	4A08L	4A08L	4A08L	4A08L	4A08L
10210	162	JOB IMPC MK DCSN	4A08M	4A08M	4A08M	4A08M	4A08M	4A08M	4A08M	4A08M	4A08M	4A08M	4A08M	4A08M
10220	162	JOB IMPC FRE TIM	4A08N	4A08N	4A08N	4A08N	4A08N	4A08N	4A08N	4A08N	4A08N	4A08N	4A08N	4A08N

* = item text changed from previous year

Item Reference Number	Page Loc. in this Volume	ITEM DESCRIPTION (ABBREVIATED)	QUESTIONNAIRE LOCATION BY YEAR (FORM, SECTION, AND QUESTION NUMBER)											
			1988	1989	1990	1991	1992	1993	1994	1995	1996	1997	1998	1999

C01: WORK and LEISURE. Present or recent work experience (continued)

25160	173	KIND OF PAID JOB				4D02A	4D02B	4D02B	4D02B	4D02B*	4D02B	4D02B	4D02B	4D02B
29940	151	#HR/W CMPUTR JOB									3E06B	3E07B	3E07B	3E07B

C02: WORK and LEISURE. Income sources; financial security

00600	21	R\$/AVG WEEK JOB	1C24A	1C24A	1C24A	1C024A	1C024A	1C024A	1C024A	1C024A	1C024A	1C024A	1C024A	1C024A
00600	21	R\$/AVG WEEK JOB	2C24A	2C24A	2C24A	2C24A	2C24A	2C24A	2C24A	2C24A	2C24A	2C24A	2C24A	2C24A
00600	21	R\$/AVG WEEK JOB	3C24A	3C24A	3C24A	3C24A	3C24A	3C24A	3C24A	3C24A	3C24A	3C24A	3C24A	3C24A
00600	21	R\$/AVG WEEK JOB	4C24A	4C24A	4C24A	4C24A	4C24A	4C24A	4C24A	4C24A	4C24A	4C24A	4C24A	4C24A
00600	21	R\$/AVG WEEK JOB	5C24A	5C24A	5C24A	5C24A	5C24A	5C24A	5C24A	5C24A	5C24A	5C24A	5C24A	5C24A
00600	21	R\$/AVG WEEK JOB		6C24A	6C24A	6C24A	6C24A	6C24A	6C24A	6C24A	6C24A	6C24A	6C24A	6C24A
00610	22	R\$/AVG WEEK OTH	1C24B	1C24B	1C24B	1C024B	1C024B	1C024B	1C024B	1C024B	1C024B	1C024B	1C024B	1C024B
00610	22	R\$/AVG WEEK OTH	2C24B	2C24B	2C24B	2C24B	2C24B	2C24B	2C24B	2C24B	2C24B	2C24B	2C24B	2C24B
00610	22	R\$/AVG WEEK OTH	3C24B	3C24B	3C24B	3C24B	3C24B	3C24B	3C24B	3C24B	3C24B	3C24B	3C24B	3C24B
00610	22	R\$/AVG WEEK OTH	4C24B	4C24B	4C24B	4C24B	4C24B	4C24B	4C24B	4C24B	4C24B	4C24B	4C24B	4C24B
00610	22	R\$/AVG WEEK OTH	5C24B	5C24B	5C24B	5C24B	5C24B	5C24B	5C24B	5C24B	5C24B	5C24B	5C24B	5C24B
00610	22	R\$/AVG WEEK OTH		6C24B	6C24B	6C24B	6C24B	6C24B	6C24B	6C24B	6C24B	6C24B	6C24B	6C24B
12990	204	I HAVE ENOUGH \$	5D04A	5D04A	5D04A	5D04A	5D04A	5D04A	5D04A	5D04A	5D04A	5D04A	5D04A	5D04A
13000	204	I LACK \$ FR BILL	5D04B	5D04B	5D04B	5D04B	5D04B	5D04B	5D04B	5D04B	5D04B	5D04B	5D04B	5D04B
13010	204	I WRY@-FINDG JOB	5D04C	5D04C	5D04C	5D04C	5D04C	5D04C	5D04C	5D04C	5D04C	5D04C	5D04C	5D04C
13020	204	I CAN FIND JOB	5D04D	5D04D	5D04D	5D04D	5D04D	5D04D	5D04D	5D04D	5D04D	5D04D	5D04D	5D04D
13030	204	I CAN KEEP MYJOB	5D04E	5D04E	5D04E	5D04E	5D04E	5D04E	5D04E	5D04E	5D04E	5D04E	5D04E	5D04E
13040	205	I WRY@LOSS MYJOB	5D04F	5D04F	5D04F	5D04F	5D04F	5D04F	5D04F	5D04F	5D04F	5D04F	5D04F	5D04F
20830	205	%\$SAVE FUTR EDUC	5D05A	5D05A	5D05A	5D05A	5D05A	5D05A	5D05A	5D05A	5D05A	5D05A	5D05A	5D05A
20840	205	%\$SAVE/SPEND CAR	5D05B	5D05B	5D05B	5D05B	5D05B	5D05B	5D05B	5D05B	5D05B	5D05B	5D05B	5D05B
20850	205	%\$SAVE OTHER	5D05C	5D05C	5D05C	5D05C	5D05C	5D05C	5D05C	5D05C	5D05C	5D05C	5D05C	5D05C
20860	205	%\$SPEND ON SELF	5D05D	5D05D	5D05D	5D05D	5D05D	5D05D	5D05D	5D05D	5D05D	5D05D	5D05D	5D05D
20870	206	%\$SPEND HELP FAM	5D05E	5D05E	5D05E	5D05E	5D05E	5D05E	5D05E	5D05E	5D05E	5D05E	5D05E	5D05E

C03: WORK and LEISURE. Vocational plans, aspirations, expectations

00480	20	R WL DO VOC/TEC	1C21A	1C21A	1C21A	1C021A	1C021A	1C021A	1C021A	1C021A	1C021A	1C021A	1C021A	1C021A
00480	20	R WL DO VOC/TEC	2C21A	2C21A	2C21A	2C21A	2C21A	2C21A	2C21A	2C21A	2C21A	2C21A	2C21A	2C21A
00480	20	R WL DO VOC/TEC	3C21A	3C21A	3C21A	3C21A	3C21A	3C21A	3C21A	3C21A	3C21A	3C21A	3C21A	3C21A
00480	20	R WL DO VOC/TEC	4C21A	4C21A	4C21A	4C21A	4C21A	4C21A	4C21A	4C21A	4C21A	4C21A	4C21A	4C21A
00480	20	R WL DO VOC/TEC	5C21A	5C21A	5C21A	5C21A	5C21A	5C21A	5C21A	5C21A	5C21A	5C21A	5C21A	5C21A
00480	20	R WL DO VOC/TEC		6C21A	6C21A	6C21A	6C21A	6C21A	6C21A	6C21A	6C21A	6C21A	6C21A	6C21A
00530	21	R WNTDO VOC/TEC	1C22A	1C22A	1C22A	1C022A	1C022A	1C022A	1C022A	1C022A	1C022A	1C022A	1C022A	1C022A
00530	21	R WNTDO VOC/TEC	2C22A	2C22A	2C22A	2C22A	2C22A	2C22A	2C22A	2C22A	2C22A	2C22A	2C22A	2C22A
00530	21	R WNTDO VOC/TEC	3C22A	3C22A	3C22A	3C22A	3C22A	3C22A	3C22A	3C22A	3C22A	3C22A	3C22A	3C22A
00530	21	R WNTDO VOC/TEC	4C22A	4C22A	4C22A	4C22A	4C22A	4C22A	4C22A	4C22A	4C22A	4C22A	4C22A	4C22A
00530	21	R WNTDO VOC/TEC	5C22A	5C22A	5C22A	5C22A	5C22A	5C22A	5C22A	5C22A	5C22A	5C22A	5C22A	5C22A
00530	21	R WNTDO VOC/TEC		6C22A	6C22A	6C22A	6C22A	6C22A	6C22A	6C22A	6C22A	6C22A	6C22A	6C22A
06870	112	HOW GD AS WORKER	2D02C	2D02C	2D02C	2D02C	2D05C	2D05C	2D05C	2D05C	2D05C	2D05C	2D05C	2D05C
08090	132	SAME JOB MST LIF	3A05E	3A05E	3A05E	3A05E	3A05E	3A05E	3A05E	3A05E	3A05E	3A05E	3A05E	3A05E
10320	164	KIND OF WORK @30	4A09	4A09	4A09	4A09	4A09	4A09	4A09	4A09*	4A09	4A09	4A09	4A09
10330	164	R SURE GT THS WK	4A10	4A10	4A10	4A10	4A10	4A10	4A10	4A10	4A10	4A10	4A10	4A10
10340	164	R SURE WK GD CHC	4A11	4A11	4A11	4A11	4A11	4A11	4A11	4A11	4A11	4A11	4A11	4A11
10350	164	R THINK WK BE SAT	4A12	4A12	4A12	4A12	4A12	4A12	4A12	4A12	4A12	4A12	4A12	4A12
10360	165	JOB OBSTC RELGN	4A13A	4A13A	4A13A	4A13A	4A13A	4A13A	4A13A	4A13A	4A13A	4A13A	4A13A	4A13A
10370	165	JOB OBSTC SEX	4A13B	4A13B	4A13B	4A13B	4A13B	4A13B	4A13B	4A13B	4A13B	4A13B	4A13B	4A13B
10380	165	JOB OBSTC RACE	4A13C	4A13C	4A13C	4A13C	4A13C	4A13C	4A13C	4A13C	4A13C	4A13C	4A13C	4A13C
10390	165	JOB OBSTC BKGRND	4A13D	4A13D	4A13D	4A13D	4A13D	4A13D	4A13D	4A13D	4A13D	4A13D	4A13D	4A13D
10400	165	JOB OBSTC POL VW	4A13E	4A13E	4A13E	4A13E	4A13E	4A13E	4A13E	4A13E	4A13E	4A13E	4A13E	4A13E
10410	165	JOB OBSTC EDUCN	4A13F	4A13F	4A13F	4A13F	4A13F	4A13F	4A13F	4A13F	4A13F	4A13F	4A13F	4A13F
10420	165	JOB OBSTC -VOC T	4A13G	4A13G	4A13G	4A13G	4A13G	4A13G	4A13G	4A13G	4A13G	4A13G	4A13G	4A13G
10430	165	JOB OBSTC -ABLTY	4A13H	4A13H	4A13H	4A13H	4A13H	4A13H	4A13H	4A13H	4A13H	4A13H	4A13H	4A13H
10440	166	JOB OBSTC - PULL	4A13I	4A13I	4A13I	4A13I	4A13I	4A13I	4A13I	4A13I	4A13I	4A13I	4A13I	4A13I
10450	166	JOB OBSTC -WK HD	4A13J	4A13J	4A13J	4A13J	4A13J	4A13J	4A13J	4A13J	4A13J	4A13J	4A13J	4A13J
10460	166	JOB OBSTC -CONFM	4A13K	4A13K	4A13K	4A13K	4A13K	4A13K	4A13K	4A13K	4A13K	4A13K	4A13K	4A13K

C04: WORK AND LEISURE. Preferences regarding job characteristics

01460	40	IMP STEADY WORK	1A007F	1A007F	1A007F	1A007F	1A007F	1A007F	1A007F	1A007F	1A007F	1A007F	1A007F	1A007F
08050	131	LIK WRK CAN FRGT	3A05A	3A05A	3A05A	3A05A	3A05A	3A05A	3A05A	3A05A	3A05A	3A05A	3A05A	3A05A
10090	160	JOB IMPC SE RSLT	4A08A	4A08A	4A08A	4A08A	4A08A	4A08A	4A08A	4A08A	4A08A	4A08A	4A08A	4A08A
10100	161	JOB IMPC STATUS	4A08B	4A08B	4A08B	4A08B	4A08B	4A08B	4A08B	4A08B	4A08B	4A08B	4A08B	4A08B
10110	161	JOB IMPC INTRSTG	4A08C	4A08C	4A08C	4A08C	4A08C	4A08C	4A08C	4A08C	4A08C	4A08C	4A08C	4A08C
10120	161	JOB IMPC ADVNCMT	4A08D	4A08D	4A08D	4A08D	4A08D	4A08D	4A08D	4A08D	4A08D	4A08D	4A08D	4A08D
10130	161	JOB IMPC HLP OTH	4A08E	4A08E	4A08E	4A08E	4A08E	4A08E	4A08E	4A08E	4A08E	4A08E	4A08E	4A08E
10140	161	JOB IMPC EARN \$	4A08F	4A08F	4A08F	4A08F	4A08F	4A08F	4A08F	4A08F	4A08F	4A08F	4A08F	4A08F
10150	161	JOB IMPC CREATVY	4A08G	4A08G	4A08G	4A08G	4A08G	4A08G	4A08G	4A08G	4A08G	4A08G	4A08G	4A08G
10160	161	JOB IMPC UTILITY	4A08H	4A08H	4A08H	4A08H	4A08H	4A08H	4A08H	4A08H	4A08H	4A08H	4A08H	4A08H
10170	161	JOB IMPC MK FRND	4A08I	4A08I	4A08I	4A08I	4A08I	4A08I	4A08I	4A08I	4A08I	4A08I	4A08I	4A08I
10180	162	JOB IMPC USE SKL	4A08J	4A08J	4A08J	4A08J	4A08J	4A08J	4A08J	4A08J	4A08J	4A08J	4A08J	4A08J
10190	162	JOB IMPC VTRHWLE	4A08K	4A08K	4A08K	4A08K	4A08K	4A08K	4A08K	4A08K	4A08K	4A08K	4A08K	4A08K
10200	162	JOB IMPC WACATHN	4A08L	4A08L	4A08L	4A08L	4A08L	4A08L	4A08L	4A08L	4A08L	4A08L	4A08L	4A08L
10210	162	JOB IMPC MK DCSN	4A08M	4A08M	4A08M	4A08M	4A08M	4A08M	4A08M	4A08M	4A08M	4A08M	4A08M	4A08M
10220	162	JOB IMPC FRE TIM	4A08N	4A08N	4A08N	4A08N	4A08N	4A08N	4A08N	4A08N	4A08N	4A08N	4A08N	4A08N

*=item text changed from previous year

C04: WORK AND LEISURE. Preferences regarding job characteristics (continued)

C05: WORK and LEISURE. Desirability of different working arrangements and settings

C06: WORK AND LEISURE. Work ethic / success orientation

C07: WORK and LEISURE. Leisure time: extent, activities

[illegible]

Item Refer- ence Number	Page Loc. in this Volume	ITEM DESCRIPTION (ABBREVIATED)	QUESTIONNAIRE LOCATION BY YEAR (FORM, SECTION, AND QUESTION NUMBER)											
			1988	1989	1990	1991	1992	1993	1994	1995	1996	1997	1998	1999

C04: WORK AND LEISURE. Preferences regarding job characteristics (continued)

10230	162	JOB IMPC NO MVNG	4A08O	4A08O	4A08O	4A08O	4A08O	4A08O	4A08O	4A08O	4A08O	4A08O	4A08O	4A08O
10240	162	JOB IMPC NO SPRV	4A08P	4A08P	4A08P	4A08P	4A08P	4A08P	4A08P	4A08P	4A08P	4A08P	4A08P	4A08P
10250	162	JOB IMPC SECURITY	4A08Q	4A08Q	4A08Q	4A08Q	4A08Q	4A08Q	4A08Q	4A08Q	4A08Q	4A08Q	4A08Q	4A08Q
10260	163	JOB IMPC LRNING	4A08R	4A08R	4A08R	4A08R	4A08R	4A08R	4A08R	4A08R	4A08R	4A08R	4A08R	4A08R
10270	163	JOB IMPC BE SELF	4A08S	4A08S	4A08S	4A08S	4A08S	4A08S	4A08S	4A08S	4A08S	4A08S	4A08S	4A08S
10280	163	JOB IMPC RESPECT	4A08T	4A08T	4A08T	4A08T	4A08T	4A08T	4A08T	4A08T	4A08T	4A08T	4A08T	4A08T
10290	163	JOB IMPC CNTC PL	4A08U	4A08U	4A08U	4A08U	4A08U	4A08U	4A08U	4A08U	4A08U	4A08U	4A08U	4A08U
10300	163	JOB IMPC EZ PACE	4A08V	4A08V	4A08V	4A08V	4A08V	4A08V	4A08V	4A08V	4A08V	4A08V	4A08V	4A08V
10310	163	JOB IMPC HRD PRB	4A08W	4A08W	4A08W	4A08W	4A08W	4A08W	4A08W	4A08W	4A08W	4A08W	4A08W	4A08W
25800	172	# HRS PREF WORK					4D01A	4D01A	4D01A	4D01A	4D01A	4D01A	4D01A	4D01A
25810	172	PRT #HR PREF WRK					4D01B	4D01B	4D01B	4D01B	4D01B	4D01B	4D01B	4D01B

C05: WORK and LEISURE. Desirability of different working arrangements and settings

06160	101	-CHL,HB WK1.,W=0	2A08A	2A08A	2A08A	2A08A	2A08A	2A08A	2A08A	2A08A	2A08A	2A08A	2A08A	2A08A
06170	101	-CHL,HB WK1.,W.5	2A08B	2A08B	2A08B	2A08B	2A08B	2A08B	2A08B	2A08B	2A08B	2A08B	2A08B	2A08B
06180	101	-CHL,HB&WF WK 1.	2A08C	2A08C	2A08C	2A08C	2A08C	2A08C	2A08C	2A08C	2A08C	2A08C	2A08C	2A08C
06190	101	-CHL,HB&WF WK .5	2A08D	2A08D	2A08D	2A08D	2A08D	2A08D	2A08D	2A08D	2A08D	2A08D	2A08D	2A08D
06200	101	-CHL,W WK 1.,H.5	2A08E	2A08E	2A08E	2A08E	2A08E	2A08E	2A08E	2A08E	2A08E	2A08E	2A08E	2A08E
06210	101	-CHL,W WK 1.,H=0	2A08F	2A08F	2A08F	2A08F	2A08F	2A08F	2A08F	2A08F	2A08F	2A08F	2A08F	2A08F
06220	101	PSCH,HB WK1.,W=0	2A09A	2A09A	2A09A	2A09A	2A09A	2A09A	2A09A	2A09A	2A09A	2A09A	2A09A	2A09A
06230	102	PSCH,HB WK1.,W.5	2A09B	2A09B	2A09B	2A09B	2A09B	2A09B	2A09B	2A09B	2A09B	2A09B	2A09B	2A09B
06240	102	PSCH,HB&WF WK 1.	2A09C	2A09C	2A09C	2A09C	2A09C	2A09C	2A09C	2A09C	2A09C	2A09C	2A09C	2A09C
06250	102	PSCH,HB&WF WK .5	2A09D	2A09D	2A09D	2A09D	2A09D	2A09D	2A09D	2A09D	2A09D	2A09D	2A09D	2A09D
06260	102	PSCH,WF WK1.,H.5	2A09E	2A09E	2A09E	2A09E	2A09E	2A09E	2A09E	2A09E	2A09E	2A09E	2A09E	2A09E
06270	102	PSCH,WF WK1.,H=0	2A09F	2A09F	2A09F	2A09F	2A09F	2A09F	2A09F	2A09F	2A09F	2A09F	2A09F	2A09F
08120	132	DES SUPVR DIF RC	3A07B	3A07B	3A07B	3A07B	3A07B	3A07B	3A07B	3A07B	3A07B	3A07B	3A07B	3A07B
08160	133	DES AL WKS SM RC	3A08A	3A08A	3A08A	3A08A	3A08A	3A08A	3A08A	3A08A	3A08A	3A08A	3A08A	3A08A
08170	133	DES SO WKS DF RC	3A08B	3A08B	3A08B	3A08B	3A08B	3A08B	3A08B	3A08B	3A08B	3A08B	3A08B	3A08B
08180	133	DES MS WKS DF RC	3A08C	3A08C	3A08C	3A08C	3A08C	3A08C	3A08C	3A08C	3A08C	3A08C	3A08C	3A08C
11150	181	MLTRY >FLFLG JB	4E01D	4E01D	4E01D	4E01D	4E01D	4E01D	4E01D	4E01D	4E01D	4E01D	4E01D	4E01D
11800	188	PLC WRK LG CORPN	5A05A	5A05A	5A05A	5A05A	5A05A	5A05A	5A05A	5A05A	5A05A	5A05A	5A05A	5A05A
11810	188	PLC WRK SM BSNSG	5A05B	5A05B	5A05B	5A05B	5A05B	5A05B	5A05B	5A05B	5A05B	5A05B	5A05B	5A05B
11820	188	PLC WRK GMT AGCY	5A05C	5A05C	5A05C	5A05C	5A05C	5A05C	5A05C	5A05C	5A05C	5A05C	5A05C	5A05C
11830	188	PLC WRK MLTY SVC	5A05D	5A05D	5A05D	5A05D	5A05D	5A05D	5A05D	5A05D	5A05D	5A05D	5A05D	5A05D
11840	188	PLC WRK SCH/UNIV	5A05E	5A05E	5A05E	5A05E	5A05E	5A05E	5A05E	5A05E	5A05E	5A05E	5A05E	5A05E
11850	188	PLC WRK PLC DEPT	5A05F	5A05F	5A05F	5A05F	5A05F	5A05F	5A05F	5A05F	5A05F	5A05F	5A05F	5A05F
11860	188	PLC WRK SOC SVCS	5A05G	5A05G	5A05G	5A05G	5A05G	5A05G	5A05G	5A05G	5A05G	5A05G	5A05G	5A05G
11870	188	PLC WRK SML GRP	5A05H	5A05H	5A05H	5A05H	5A05H	5A05H	5A05H	5A05H	5A05H	5A05H	5A05H	5A05H
11880	189	PLC WRK SLF EMPL	5A05I	5A05I	5A05I	5A05I	5A05I	5A05I	5A05I	5A05I	5A05I	5A05I	5A05I	5A05I

C06: WORK AND LEISURE. Work ethic / success orientation

01410	39	IMP B SUCCSS WK	1A007A	1A007A	1A007A	1A007A	1A007A	1A007A	1A007A	1A007A	1A007A	1A007A	1A007A	1A007A
08060	131	WRK=ONLY MK LVNG	3A05B	3A05B	3A05B	3A05B	3A05B	3A05B	3A05B	3A05B	3A05B	3A05B	3A05B	3A05B
08070	131	WRK CNTRL PRT LF	3A05C	3A05C	3A05C	3A05C	3A05C	3A05C	3A05C	3A05C	3A05C	3A05C	3A05C	3A05C
08080	131	OVTM 2DO BST JOB	3A05D	3A05D	3A05D	3A05D	3A05D	3A05D	3A05D	3A05D	3A05D	3A05D	3A05D	3A05D
08100	132	ENUF\$,NT WNT WRK	3A06	3A06	3A06	3A06	3A06	3A06	3A06	3A06	3A06	3A06	3A06	3A06
08100	166	ENUF\$,NT WNT WRK	4A14	4A14	4A14	4A14	4A14	4A14	4A14	4A14	4A14	4A14	4A14	4A14
08100	189	ENUF\$,NT WNT WRK	5A06	5A06	5A06	5A06	5A06	5A06	5A06	5A06	5A06	5A06	5A06	5A06

C07: WORK and LEISURE. Leisure time: extent, activities

00620	22	#X/AV WK GO OUT	1C25	1C25	1C25	1C025	1C025	1C025	1C025	1C025	1C025	1C025	1C025	1C025
00620	22	#X/AV WK GO OUT	2C25	2C25	2C25	2C25	2C25	2C25	2C25	2C25	2C25	2C25	2C25	2C25
00620	22	#X/AV WK GO OUT	3C25	3C25	3C25	3C25	3C25	3C25	3C25	3C25	3C25	3C25	3C25	3C25
00620	22	#X/AV WK GO OUT	4C25	4C25	4C25	4C25	4C25	4C25	4C25	4C25	4C25	4C25	4C25	4C25
00620	22	#X/AV WK GO OUT	5C25	5C25	5C25	5C25	5C25	5C25	5C25	5C25	5C25	5C25	5C25	5C25
00620	22	#X/AV WK GO OUT	6C25	6C25	6C25	6C25	6C25	6C25	6C25	6C25	6C25	6C25	6C25	6C25
00630	22	#X DATE 3+/WK	1C26	1C26	1C26	1C026	1C026	1C026	1C026	1C026	1C026	1C026	1C026	1C026
00630	22	#X DATE 3+/WK	2C26	2C26	2C26	2C26	2C26	2C26	2C26	2C26	2C26	2C26	2C26	2C26
00630	22	#X DATE 3+/WK	3C26	3C26	3C26	3C26	3C26	3C26	3C26	3C26	3C26	3C26	3C26	3C26
00630	22	#X DATE 3+/WK	4C26	4C26	4C26	4C26	4C26	4C26	4C26	4C26	4C26	4C26	4C26	4C26
00630	22	#X DATE 3+/WK	5C26	5C26	5C26	5C26	5C26	5C26	5C26	5C26	5C26	5C26	5C26	5C26
00630	22	#X DATE 3+/WK	6C26	6C26	6C26	6C26	6C26	6C26	6C26	6C26	6C26	6C26	6C26	6C26
05820	96	DALY WATCH TV	2A02A	2A02A	2A02A	2A02A	2A02A	2A02A	2A02A*	2A02A	2A02A	2A02A	2A02A	2A02A
05820	217	DALY WATCH TV	6A02A	6A02A	6A02A	6A02A	6A02A	6A02A	6A02A*	6A02A	6A02A	6A02A	6A02A	6A02A
05830	96	DALY GO TO MOVIE	2A02B	2A02B	2A02B	2A02B	2A02B	2A02B	2A02B	2A02B	2A02B	2A02B	2A02B	2A02B
05830	217	DALY GO TO MOVIE	6A02B	6A02B	6A02B	6A02B	6A02B	6A02B	6A02B*	6A02B	6A02B	6A02B	6A02B	6A02B
05840		DALY ART,MS,PLA												
05845	96	DALY ROCK CONCRT	2A02C	2A02C	2A02C	2A02C	2A02C	2A02C	2A02C	2A02C	2A02C	2A02C	2A02C	2A02C
05845	217	DALY ROCK CONCRT	6A02C	6A02C	6A02C	6A02C	6A02C	6A02C	6A02C*	6A02C	6A02C	6A02C	6A02C	6A02C
05850	96	DALY RIDE FORFUN	2A02D	2A02D	2A02D	2A02D	2A02D	2A02D	2A02D	2A02D	2A02D	2A02D	2A02D	2A02D
05850	217	DALY RIDE FORFUN	6A02D	6A02D	6A02D	6A02D	6A02D	6A02D	6A02D*	6A02D	6A02D	6A02D	6A02D	6A02D
05860	96	DALY CMNTY AFFRS	2A02E	2A02E	2A02E	2A02E	2A02E	2A02E	2A02E	2A02E	2A02E	2A02E	2A02E	2A02E
05860	217	DALY CMNTY AFFRS	6A02E	6A02E	6A02E	6A02E	6A02E	6A02E	6A02E*	6A02E	6A02E	6A02E	6A02E	6A02E
05870	96	DALY PLA MSC,SNG	2A02F	2A02F	2A02F	2A02F	2A02F	2A02F	2A02F	2A02F	2A02F	2A02F	2A02F	2A02F
05880	97	DALY CREAT WRTNG	2A02G	2A02G	2A02G	2A02G	2A02G	2A02G	2A02G	2A02G	2A02G	2A02G	2A02G	2A02G
05890	97	DALY ACTV SPORTS	2A02H	2A02H	2A02H	2A02H	2A02H	2A02H	2A02H	2A02H	2A02H	2A02H	2A02H	2A02H

*=item text changed from previous year

Item Refer- ence Number	Page Loc. in this Volume	ITEM DESCRIPTION (ABBREVIATED)	QUESTIONNAIRE LOCATION BY YEAR (FORM, SECTION, AND QUESTION NUMBER)											
			1976	1977	1978	1979	1980	1981	1982	1983	1984	1985	1986	1987

C07: WORK and LEISURE. Leisure time: extent, activities (continued)

05890	217	DALY ACTV SPORTS												
05900	97	DALY ART/CRAFTS	2A02I	2A02I	2A02I	2A02I	2A02I	2A02I	2A02I	2A02I	2A02I	2A02I	2A02I	2A02I
05910	97	DALY WRK HSE,CAR	2A02J	2A02J	2A02J	2A02J	2A02J	2A02J	2A02J	2A02J	2A02J	2A02J	2A02J	2A02J
05920	97	DALY VIST W/FRDS	2A02K	2A02K	2A02K	2A02K	2A02K	2A02K	2A02K	2A02K	2A02K	2A02K	2A02K	2A02K
05920	218	DALY VIST W/FRDS												
05930	97	DALY GO SHOPPING	2A02L	2A02L	2A02L	2A02L	2A02L	2A02L	2A02L	2A02L	2A02L	2A02L	2A02L	2A02L
05930	218	DALY GO SHOPPING												
05940	97	DALY ALONE LEISR	2A02M	2A02M*	2A02M	2A02M	2A02M	2A02M	2A02M	2A02M	2A02M	2A02M	2A02M	2A02M
05940	218	DALY ALONE LEISR												
05950	97	DALY READ BK,MAG	2A02N	2A02N	2A02N	2A02N	2A02N	2A02N	2A02N	2A02N	2A02N	2A02N	2A02N	2A02N
05960	98	DALY GO TO BARS	2A02O	2A02O	2A02O	2A02O	2A02O	2A02O	2A02O	2A02O	2A02O	2A02O	2A02O	2A02O
05960	218	DALY GO TO BARS												
05970	98	DALY GO TO PARTY	2A02P	2A02P	2A02P	2A02P	2A02P	2A02P	2A02P	2A02P	2A02P	2A02P	2A02P	2A02P
05970	218	DALY GO TO PARTY												
05980		DALY GO CHURCH	2A02D											
10550	168	#HRS TV/DAY/5+	4A16	4A16	4A16	4A16	4A16	4A16	4A16	4A16	4A16	4A16	4A16	4A16
10560	168	#BKS LAST YR/10+	4A17	4A17	4A17	4A17	4A17	4A17	4A17	4A17	4A17	4A17	4A17	4A17
21900	213	#X/LAST12M PARTY										5E07	5E07	5E07
21910	213	PARTY-PPL OVR 30										5E08A	5E08A	5E08A
21920	213	PARTY-ONE HI ALC										5E08B	5E08B	5E08B
21930	213	PARTY-OTH HI ALC										5E08C	5E08C	5E08C
21940	214	PARTY-YOU HI ALC										5E08D	5E08D	5E08D
21950	214	PARTY-PRESS ALCL										5E08E	5E08E	5E08E
21960	214	PARTY-PRS HI ALC										5E08F	5E08F	5E08F
21970	214	PARTY-ONE HI MJ										5E08G	5E08G	5E08G
21980	214	PARTY-OTH HI MJ										5E08H	5E08H	5E08H
21990	214	PARTY-YOU HI MJ										5E08I	5E08I	5E08I
22000	214	PARTY-PRESS MJ										5E08J	5E08J	5E08J
22010	215	PARTY-ONE HI OTD										5E08K	5E08K	5E08K
22020	215	PARTY-OTH HI OTD										5E08L	5E08L	5E08L
22030	215	PARTY-YOU HI OTD										5E08M	5E08M	5E08M
22040	215	PARTY-PRESS OTDG										5E08N	5E08N	5E08N
22170	124	SCH ACTV-PBLCTNS											2E07A	2E14A
22170	222	SCH ACTV-PBLCTNS												
22180	124	SCH ACTV-PRF ART											2E07B	2E14B
22180	223	SCH ACTV-PRF ART												
22190	125	SCH ACTV-ATHLTCS											2E07C	2E14C
22190	223	SCH ACTV-ATHLTCS												
22200	125	SCH ACTV-OTH ACT											2E07D	2E14D
22200	223	SCH ACTV-OTH ACT												
23070	218	DALY READ MAGZNS												
23080	218	DALY READ NWSPPR												
23360	223	SCH ATV-ACDMC CL												
23370	223	SCH ATV-STDN GVT												
29620	98	DALY GO VID ARC												
29620	218	DALY GO VID ARC												
29950	152	#HR/W CMPUTR OTH												

C08: WORK and LEISURE. Attitudes toward leisure time

01370	39	SAT SPD LEISR	1A006K	1A006K	1A006K	1A006K	1A006K	1A006K	1A006K	1A006K	1A006K	1A006K	1A006K	1A006K
01440	40	IMP TM RCRN&HBY	1A007D	1A007D	1A007D	1A007D	1A007D	1A007D	1A007D	1A007D	1A007D	1A007D	1A007D	1A007D
09880		DK DO W LEISR TM		3E11A		3E11A	3E11A	3E11A	3E11A					
09890		TM QUIK/LEIS HRS		3E11B		3E11B	3E11B	3E11B	3E11B					
09900		WASTE LEIS TIME		3E11C		3E11C	3E11C	3E11C	3E11C					
09910		ENUF TIME FR THG		3E11D		3E11D	3E11D	3E11D	3E11D					
11240		P'IDEA OF LSR TM	4E08B	4E08B	4E07B	4E07B	4E07B	4E07B	4E07B	4E07B	4E07B	4E07B	4E07B	4E07B
22050	215	PRFR PTY-PPL >30									5E09A	5E09A	5E09A	5E09A
22060	215	PRF PTY-U HI ALC									5E09B	5E09B	5E09B	5E09B
22070	215	PR PTY-OTH HI AL									5E09C	5E09C	5E09C	5E09C
22080	216	PRF PTY-U USE MJ									5E09D	5E09D	5E09D	5E09D
22090	216	PR PTY-OT USE MJ									5E09E	5E09E	5E09E	5E09E
22100	216	PR PTY-U USE OTD									5E09F	5E09F	5E09F	5E09F
22110	216	PR PTY-OT USE OT									5E09G	5E09G	5E09G	5E09G

C09: WORK and LEISURE. Computer use

29930	151	#HR/W CMPUTR SCH												
29940	151	#HR/W CMPUTR JOB												
29950	152	#HR/W CMPUTR OTH												

D01: SEX ROLES and FAMILY. Dating and marriage: status, attitudes, expectations

00060	16	R NOT MARRIED	1C06	1C06	1C06	1C06	1C06	1C06	1C06	1C06	1C06	1C06	1C06	1C06
00060	16	R NOT MARRIED	2C06	2C06	2C06	2C06	2C06	2C06	2C06	2C06	2C06	2C06	2C06	2C06
00060	16	R NOT MARRIED	3C06	3C06	3C06	3C06	3C06	3C06	3C06	3C06	3C06	3C06	3C06	3C06
00060	16	R NOT MARRIED	4C06	4C06	4C06	4C06	4C06	4C06	4C06	4C06	4C06	4C06	4C06	4C06
00060	16	R NOT MARRIED	5C06	5C06	5C06	5C06	5C06	5C06	5C06	5C06	5C06	5C06	5C06	5C06
00060	16	R NOT MARRIED												

*item text changed from previous year

Item Reference Number	Page Loc. in this Volume	ITEM DESCRIPTION (ABBREVIATED)	QUESTIONNAIRE LOCATION BY YEAR (FORM, SECTION, AND QUESTION NUMBER)											
			1988	1989	1990	1991	1992	1993	1994	1995	1996	1997	1998	1999

C07: WORK and LEISURE. Leisure time: extent, activities (continued)

05890	217	DALY ACTV SPORTS		6A02F	6A02F	6A02F	6A02F	6A02F	6A02F*	6A02F	6A02F	6A02F	6A02F	6A02F
05900	97	DALY ART/CRAFTS	2A02I	2A02I	2A02I	2A02I	2A02I	2A02I	2A02I	2A02I	2A02I	2A02I	2A02I	2A02I
05910	97	DALY WRK HSE,CAR	2A02J	2A02J	2A02J	2A02J	2A02J	2A02J	2A02J	2A02J	2A02J	2A02J	2A02J	2A02J
05920	97	DALY VIST W/FRDS	2A02K	2A02K	2A02K	2A02K	2A02K	2A02K	2A02K	2A02K	2A02K	2A02K	2A02K	2A02K
05920	218	DALY VIST W/FRDS		6A02G	6A02G	6A02G	6A02G	6A02G	6A02G*	6A02G	6A02G	6A02G	6A02G	6A02G
05930	97	DALY GO SHOPPING	2A02L	2A02L	2A02L	2A02L	2A02L	2A02L	2A02L	2A02L	2A02L	2A02L	2A02L	2A02L
05930	218	DALY GO SHOPPING		6A02H	6A02H	6A02H	6A02H	6A02H	6A02H*	6A02H	6A02H	6A02H	6A02H	6A02H
05940	97	DALY ALONE LEISR	2A02M	2A02M	2A02M	2A02M	2A02M	2A02M	2A02M	2A02M	2A02M	2A02M	2A02M	2A02M
05940	218	DALY ALONE LEISR		6A02I	6A02I	6A02I	6A02I	6A02I	6A02I*	6A02I	6A02I	6A02I	6A02I	6A02I
05950	97	DALY READ BK,MAG	2A02N	2A02N	2A02N	2A02N	2A02N	2A02N	2A02N	2A02N	2A02N	2A02N	2A02N	2A02N
05960	98	DALY GO TO BARS	2A02O	2A02O	2A02O	2A02O	2A02O	2A02O	2A02O	2A02O	2A02O	2A02O	2A02O	2A02O
05960	218	DALY GO TO BARS		6A02L	6A02L	6A02L	6A02L	6A02L	6A02L*	6A02L	6A02L	6A02L	6A02L	6A02L
05970	98	DALY GO TO PARTY	2A02P	2A02P	2A02P	2A02P	2A02P	2A02P	2A02P	2A02P	2A02P	2A02P	2A02P	2A02P
05970	218	DALY GO TO PARTY		6A02M	6A02M	6A02M	6A02M	6A02M	6A02M*	6A02M	6A02M	6A02M	6A02M	6A02M
05980		DALY GO TO CHURCH												
10550	168	#HRS TV/DAY/5+	4A16	4A16	4A16	4A16	4A16	4A16	4A16	4A16	4A16	4A16	4A16	4A16
10560	168	#BKS LAST YR/10+	4A17	4A17	4A17	4A17	4A17	4A17	4A17	4A17*	4A17	4A17	4A17	4A17
21900	213	#X/LAST12M PARTY	5E07	5E07	5E08	5E08	5E08	5E08	5E08	5E08	5E08	5E08	5E08	5E08
21910	213	PARTY-PPL OVR 30	5E08A	5E08A	5E09A	5E09A	5E09A	5E09A	5E09A	5E09A	5E09A	5E09A	5E09A	5E09A
21920	213	PARTY-ONE HI ALC	5E08B	5E08B	5E09B	5E09B	5E09B	5E09B	5E09B	5E09B	5E09B	5E09B	5E09B	5E09B
21930	213	PARTY-OTH HI ALC	5E08C	5E08C	5E09C	5E09C	5E09C	5E09C	5E09C	5E09C	5E09C	5E09C	5E09C	5E09C
21940	214	PARTY-YOU HI ALC	5E08D	5E08D	5E09D	5E09D	5E09D	5E09D	5E09D	5E09D	5E09D	5E09D	5E09D	5E09D
21950	214	PARTY-PRESS ALCL	5E08E	5E08E	5E09E	5E09E	5E09E	5E09E	5E09E	5E09E	5E09E	5E09E	5E09E	5E09E
21960	214	PARTY-PRS HI ALC	5E08F	5E08F	5E09F	5E09F	5E09F	5E09F	5E09F	5E09F	5E09F	5E09F	5E09F	5E09F
21970	214	PARTY-ONE HI MJ	5E08G	5E08G	5E09G	5E09G	5E09G	5E09G	5E09G	5E09G	5E09G	5E09G	5E09G	5E09G
21980	214	PARTY-OTH HI MJ	5E08H	5E08H	5E09H	5E09H	5E09H	5E09H	5E09H	5E09H	5E09H	5E09H	5E09H	5E09H
21990	214	PARTY-YOU HI MJ	5E08I	5E08I	5E09I	5E09I	5E09I	5E09I	5E09I	5E09I	5E09I	5E09I	5E09I	5E09I
22000	214	PARTY-PRESS MJ	5E08J	5E08J	5E09J	5E09J	5E09J	5E09J	5E09J	5E09J	5E09J	5E09J	5E09J	5E09J
22010	215	PARTY-ONE HI OTD	5E08K	5E08K	5E09K	5E09K	5E09K	5E09K	5E09K	5E09K	5E09K	5E09K	5E09K	5E09K
22020	215	PARTY-OTH HI OTD	5E08L	5E08L	5E09L	5E09L	5E09L	5E09L	5E09L	5E09L	5E09L	5E09L	5E09L	5E09L
22030	215	PARTY-YOU HI OTD	5E08M	5E08M	5E09M	5E09M	5E09M	5E09M	5E09M	5E09M	5E09M	5E09M	5E09M	5E09M
22040	215	PARTY-PRESS OTDG	5E08N	5E08N	5E09N	5E09N	5E09N	5E09N	5E09N	5E09N	5E09N	5E09N	5E09N	5E09N
22170	124	SCH ACTV-PBLCTNS	2E14A	2E14A	2E14A	2E14A	2E14A	2E14A	2E14A	2E14A	2E14A	2E14A	2E14A	2E14A
22170	222	SCH ACTV-PBLCTNS		6A09A	6A09A	6A10A	6A09A	6A09A	6A09A	6A09A	6A09A	6A09A	6A09A	6A09A
22180	124	SCH ACTV-PRF ART	2E14B	2E14B	2E14B	2E14B	2E14B	2E14B	2E14B	2E14B	2E14B	2E14B	2E14B	2E14B
22180	223	SCH ACTV-PRF ART		6A09B	6A09B	6A10B	6A09B	6A09B	6A09B	6A09B	6A09B	6A09B	6A09B	6A09B
22190	125	SCH ACTV-ATHLTCS	2E14C	2E14C	2E14C	2E14C	2E14C	2E14C	2E14C	2E14C	2E14C	2E14C	2E14C	2E14C
22190	223	SCH ACTV-ATHLTCS		6A09C	6A09C	6A10C	6A09C	6A09C	6A09C	6A09C	6A09C	6A09C	6A09C	6A09C
22200	125	SCH ACTV-OTH ACT	2E14D	2E14D	2E14D	2E14D	2E14D	2E14D	2E14D	2E14D	2E14D	2E14D	2E14D	2E14D
22200	223	SCH ACTV-OTH ACT		6A09F	6A09F	6A10F	6A09F	6A09F	6A09F	6A09F	6A09F	6A09F	6A09F	6A09F
23070	218	DALY READ MAGZNS		6A02J	6A02J	6A02J	6A02J	6A02J	6A02J*	6A02J	6A02J	6A02J	6A02J	6A02J
23080	218	DALY READ NWSPPR		6A02K	6A02K	6A02K	6A02K	6A02K	6A02K*	6A02K	6A02K	6A02K	6A02K	6A02K
23360	223	SCH ATV-ACDMC CL		6A09D	6A09D	6A10D	6A09D	6A09D	6A09D	6A09D	6A09D	6A09D	6A09D	6A09D
23370	223	SCH ATV-STDN GVT		6A09E	6A09E	6A10E	6A09E	6A09E	6A09E	6A09E	6A09E	6A09E	6A09E	6A09E
29620	98	DALY GO VID ARC									2A02Q	2A02Q	2A02Q	2A02Q
29620	218	DALY GO VID ARC									6A02N	6A02N	6A02N	6A02N
29950	152	#HR/W CMPUTR OTH									3E06C	3E07C	3E07C	3E07C

C08: WORK and LEISURE. Attitudes toward leisure time

01370	39	SAT SPD LEISR	1A006K	1A006K	1A006K	1A006K	1A006K	1A006K	1A006K	1A006K	1A006K	1A006K	1A006K	1A006K
01440	40	IMP TM RCRN&HBY	1A007D	1A007D	1A007D	1A007D	1A007D	1A007D	1A007D	1A007D	1A007D	1A007D	1A007D	1A007D
09880		DK DO W LEISR TM												
09890		TM QUIK/LEIS HRS												
09900		WASTE LEIS TIME												
09910		ENUF TIME FR THG												
11240		P'IDEA OF LSR TM	4E06B	4E06B	4E06B	4E06B	4E06B	4E06B	4E06B	4E06B	4E06B	4E06B	4E06B	
22050	215	PRFR PTY-PPL >30	5E09A	5E09A	5E10A	5E10A	5E10A	5E10A	5E10A	5E10A	5E10A	5E10A	5E10A	5E10A
22060	215	PRF PTY-U HI ALC	5E09B	5E09B	5E10B	5E10B	5E10B	5E10B	5E10B	5E10B	5E10B	5E10B	5E10B	5E10B
22070	215	PR PTY-OTH HI AL	5E09C	5E09C	5E10C	5E10C	5E10C	5E10C	5E10C	5E10C	5E10C	5E10C	5E10C	5E10C
22080	216	PRF PTY-U USE MJ	5E09D	5E09D	5E10D	5E10D	5E10D	5E10D	5E10D	5E10D	5E10D	5E10D	5E10D	5E10D
22090	216	PR PTY-OT USE MJ	5E09E	5E09E	5E10E	5E10E	5E10E	5E10E	5E10E	5E10E	5E10E	5E10E	5E10E	5E10E
22100	216	PR PTY-U USE OTD	5E09F	5E09F	5E10F	5E10F	5E10F	5E10F	5E10F	5E10F	5E10F	5E10F	5E10F	5E10F
22110	216	PR PTY-OT USE OT	5E09G	5E09G	5E10G	5E10G	5E10G	5E10G	5E10G	5E10G	5E10G	5E10G	5E10G	5E10G

C09: WORK and LEISURE. Computer use

29930	151	#HR/W CMPUTR SCH										3E06A	3E07A	3E07A
29940	151	#HR/W CMPUTR JOB										3E06B	3E07B	3E07B
29950	152	#HR/W CMPUTR OTH										3E06C	3E07C	3E07C

D01: SEX ROLES and FAMILY. Dating and marriage: status, attitudes, expectations

00060	16	R NOT MARRIED	1C06	1C06	1C06	1C006	1C006	1C006	1C006	1C006	1C006	1C006	1C006	1C006
00060	16	R NOT MARRIED	2C06	2C06	2C06	2C06	2C06	2C06	2C06	2C06	2C06	2C06	2C06	2C06
00060	16	R NOT MARRIED	3C06	3C06	3C06	3C06	3C06	3C06	3C06	3C06	3C06	3C06	3C06	3C06
00060	16	R NOT MARRIED	4C06	4C06	4C06	4C06	4C06	4C06	4C06	4C06	4C06	4C06	4C06	4C06
00060	16	R NOT MARRIED	5C06	5C06	5C06	5C06	5C06	5C06	5C06	5C06	5C06	5C06	5C06	5C06
00060	16	R NOT MARRIED		6C06	6C06	6C06	6C06	6C06	6C06	6C06	6C06	6C06	6C06	6C06

*=item text changed from previous year

[illegible]

[illegible]

D05: SEX ROLES and FAMILY. Sex role attitudes (continued)

D06: SEX ROLES and FAMILY. Opinions regarding gender discrimination

D07: SEX ROLES and FAMILY. Family role, obligations, burdens

E02: POPULATION CONCERNS. Birth control

F01: CONSERVATION, MATERIALISM, EQUITY, ETC. Personal materialism

[illegible]

Item Reference Number	Page Loc. in this Volume	ITEM DESCRIPTION (ABBREVIATED)	QUESTIONNAIRE LOCATION BY YEAR (FORM, SECTION, AND QUESTION NUMBER)											
			1988	1989	1990	1991	1992	1993	1994	1995	1996	1997	1998	1999

D05: SEX ROLES and FAMILY. Sex role attitudes (continued)

10500	167	JB INTFR REL HBD	4A15D	4A15D	4A15D	4A15D	4A15D	4A15D	4A15D	4A15D	4A15D	4A15D	4A15D	4A15D
10510	167	JB DVLP WF PERSN	4A15E	4A15E	4A15E	4A15E	4A15E	4A15E	4A15E	4A15E	4A15E	4A15E	4A15E	4A15E
10520	167	RS CHLD + FR MAN	4A15F	4A15F	4A15F	4A15F	4A15F	4A15F	4A15F	4A15F	4A15F	4A15F	4A15F	4A15F
10530	167	MO SH B W CHL>TM	4A15G	4A15G	4A15G	4A15G	4A15G	4A15G	4A15G	4A15G	4A15G	4A15G	4A15G	4A15G
10540	167	WF WK,HBD SHD>HW	4A15H	4A15H	4A15H	4A15H	4A15H	4A15H	4A15H	4A15H	4A15H	4A15H	4A15H	4A15H
11330		P'IDEA OF SX RLS	4E06K	4E06K	4E06K	4E06K	4E06K	4E06K	4E06K	4E06K	4E06K	4E06K	4E06K	4E06K
12160	193	ENCRG=INDP DT/SN	5A18K	5A18K	5A18K	5A18K	5A18K	5A18K	5A18K	5A18K	5A18K	5A18K	5A18K	5A18K
12170	193	BNG MOTH V FULFL	5A18L	5A18L	5A18L	5A18L	5A18L	5A18L	5A18L	5A18L	5A18L	5A18L	5A18L	5A18L
12180	193	FTHR>TIME W CHLD	5A18M	5A18M	5A18M	5A18M	5A18M	5A18M	5A18M	5A18M	5A18M	5A18M	5A18M	5A18M
12190	194	HSB MAK IMP DCSN	5A18N	5A18N	5A18N	5A18N	5A18N	5A18N	5A18N	5A18N	5A18N	5A18N	5A18N	5A18N

D06: SEX ROLES and FAMILY. Opinions regarding gender discrimination

07930	129	MEN&WOMN>=\$,=WRK	3A03A	3A03A	3A03A	3A03A	3A03A	3A03A	3A03A	3A03A	3A03A	3A03A	3A03A	3A03A
07940	129	CNSDR WMN/HI JOB	3A03B	3A03B	3A03B	3A03B	3A03B	3A03B	3A03B	3A03B	3A03B	3A03B	3A03B	3A03B
07950	129	WMN SHD =JOB OPP	3A03C	3A03C	3A03C	3A03C	3A03C	3A03C	3A03C	3A03C	3A03C	3A03C	3A03C	3A03C
07960	129	WMN SHD =ED OPP	3A03D	3A03D	3A03D	3A03D	3A03D	3A03D	3A03D	3A03D	3A03D	3A03D	3A03D	3A03D
10370	165	JOB OBSTC SEX	4A13B	4A13B	4A13B	4A13B	4A13B	4A13B	4A13B	4A13B	4A13B	4A13B	4A13B	4A13B
11180	181	MLTRY DSCRM WOMN	4E03	4E03	4E03	4E03	4E03	4E03	4E03	4E03	4E03	4E03	4E03	4E03
12290	196	DSCM WN COLLG ED	5A22A	5A22A	5A22A	5A22A	5A22A	5A22A	5A22A	5A22A	5A22A	5A22A	5A22A	5A22A
12300	196	DSCM WN LDRSHIP	5A22B	5A22B	5A22B	5A22B	5A22B	5A22B	5A22B	5A22B	5A22B	5A22B	5A22B	5A22B
12310	196	DSCM WN EXEC/BSN	5A22C	5A22C	5A22C	5A22C	5A22C	5A22C	5A22C	5A22C	5A22C	5A22C	5A22C	5A22C
12320	196	DSCM WN TOP/PRFN	5A22D	5A22D	5A22D	5A22D	5A22D	5A22D	5A22D	5A22D	5A22D	5A22D	5A22D	5A22D
12330	196	DSCM WN SKL LABR	5A22E	5A22E	5A22E	5A22E	5A22E	5A22E	5A22E	5A22E	5A22E	5A22E	5A22E	5A22E
12340	197	DSCM WN PLTCL OF	5A22F	5A22F	5A22F	5A22F	5A22F	5A22F	5A22F	5A22F	5A22F	5A22F	5A22F	5A22F
12350	197	DSCM WN =PAY =WK	5A22G	5A22G	5A22G	5A22G	5A22G	5A22G	5A22G	5A22G	5A22G	5A22G	5A22G	5A22G

D07: SEX ROLES and FAMILY. Family role, obligations, burdens

E01: POPULATION CONCERNS. Overpopulation

08360	136	IF -POP, MR CHLD	3A22	3A22	3A22	3A22	3A22	3A22	3A22	3A22	3A22	3A22	3A22	3A22
09760	149	GOV HP PRB POPL	3E03A	3E03A	3E03A	3E03A	3E03A	3E03A	3E03A	3E03A	3E03A	3E03A	3E04A	3E04A
09770	149	GOV NO POP PLCY	3E03B	3E03B	3E03B	3E03B	3E03B	3E03B	3E03B	3E03B	3E03B	3E03B	3E04B	3E04B
09780	150	STR OVPOP,LMT FM	3E03C	3E03C	3E03C	3E03C	3E03C	3E03C	3E03C	3E03C	3E03C	3E03C	3E04C	3E04C
09790		PRV OVPOP,NO CHL	3E03D	3E03D	3E03D	3E03D	3E03D	3E03D	3E03D	3E03D	3E03D	3E03D		
09830		US POP SZ LRGR												
09840		GVNG FOOD O CNTY												
09850		WRLD POP SZ LRGR												
11670	186	WR/NT POP GROWTH	5A03B	5A03B	5A03B	5A03B	5A03B	5A03B	5A03B	5A03B	5A03B	5A03B	5A03B	5A03B
12270	195	CTB TO POP PRBMS	5A20H	5A20H	5A20H	5A20H	5A20H	5A20H	5A20H	5A20H	5A20H	5A20H	5A20H	5A20H

E02: POPULATION CONCERNS. Birth control

09800		HISCH INS BRTH C	3E03E	3E03E	3E03E	3E03E	3E03E	3E03E	3E03E	3E03E	3E03E			
09810		BRTH CNT IMMORAL	3E03F	3E03F	3E03F	3E03F	3E03F	3E03F	3E03F	3E03F	3E03F			
09820		GOV BRTHC NO CST	3E03G	3E03G	3E03G	3E03G	3E03G	3E03G	3E03G	3E03G	3E03G			
09860		HAD SEX ED IN HS	3E04	3E04	3E04	3E04	3E04	3E04	3E04	3E04	3E04			
09870		STUDY BC IN HS	3E05	3E05	3E05	3E05	3E05	3E05	3E05	3E05	3E05			

F01: CONSERVATION, MATERIALISM, EQUITY, ETC. Personal materialism

01350	38	SAT STD OF LVG	1A006I	1A006I	1A006I	1A006I	1A006I	1A006I	1A006I	1A006I	1A006I	1A006I	1A006I	1A006I
01430	40	IMP LOTS OF \$	1A007C	1A007C	1A007C	1A007C	1A007C	1A007C	1A007C	1A007C	1A007C	1A007C	1A007C	1A007C
05930	97	DALY GO SHOPPING	2A02L	2A02L	2A02L	2A02L	2A02L	2A02L	2A02L	2A02L	2A02L	2A02L	2A02L	2A02L
05930	218	DALY GO SHOPPING		6A02H	6A02H	6A02H	6A02H	6A02H	6A02H	6A02H*	6A02H	6A02H	6A02H	6A02H
07700		NOW OWN HAIR DRY												
07710		NOW OWN WT/S SKI												
07720		NOW OWN CAMERA												
07730		NOW OWN WATCH												
07740		NOW OWN HKG BKPK												
07750		NOW OWN CK RADIO												
07760		NOW OWN EL SHAVR												
07770		NOW OWN TENIS RQ												
07780		NOW OWN TV SET												
07790		NOW OWN BICYCLE												
07800		NOW OWN CAR												
07810		NOW OWN TAPE REC												
07820		NOW OWN ELT CALC												
07830		NOW OWN BT/SNMBL												
08020	130	MR\$ FR LASTG THG	3A04C	3A04C	3A04C	3A04C	3A04C	3A04C	3A04C	3A04C	3A04C	3A04C	3A04C	3A04C
10060	160	FAM BUYS THG -ND	4A06J	4A06J	4A06J	4A06J	4A06J	4A06J	4A06J	4A06J	4A06J	4A06J	4A06J	4A06J
10060	193	FAM BUYS THG -ND	5A18I	5A18I	5A18I	5A18I	5A18I	5A18I	5A18I	5A18I	5A18I	5A18I	5A18I	5A18I
10140	161	JOB IMPC EARN \$	4A08F	4A08F	4A08F	4A08F	4A08F	4A08F	4A08F	4A08F	4A08F	4A08F	4A08F	4A08F
12020	191	ENJOY SHOPPING	5A15A	5A15A	5A15A	5A15A	5A15A	5A15A	5A15A	5A15A	5A15A	5A15A	5A15A	5A15A
12030	191	CARE LATST FASHN	5A15B	5A15B	5A15B	5A15B	5A15B	5A15B	5A15B	5A15B	5A15B	5A15B	5A15B	5A15B
12040	191	CR FAM HV NBR HV	5A15C	5A15C	5A15C	5A15C	5A15C	5A15C	5A15C	5A15C	5A15C	5A15C	5A15C	5A15C
12050	191	XPCT 2 OWN>PRNTS	5A16	5A16	5A16	5A16	5A16	5A16	5A16	5A16	5A16	5A16	5A16	5A16

*=item text changed from previous year

Item Refer- ence Number	Page Loc. in this Volume	ITEM DESCRIPTION (ABBREVIATED)	QUESTIONNAIRE LOCATION BY YEAR (FORM, SECTION, AND QUESTION NUMBER)											
			1976	1977	1978	1979	1980	1981	1982	1983	1984	1985	1986	1987

F01: CONSERVATION, MATERIALISM, EQUITY, ETC. Personal materialism (continued)

12060	191	LST CNT OWN>PRNT	5A17	5A17	5A17	5A17	5A17	5A17	5A17	5A17	5A17	5A17	5A17	5A17
13600	150	STS SCH NIC CAR	5E05C	5E06C	5E06C	5E04C	5E06C		3E06C	3E06C	3E06C	3E06C	3E06C	3E06C
13700		BY SOON HAIR DRY	2E10A											
13710		BY SOON WT/S SKI	2E10B											
13720		BY SOON CAMERA	2E10C											
13730		BY SOON WATCH	2E10D											
13740		BY SOON HKG BKPK	2E10E											
13750		BY SOON CK RADIO	2E10F											
13760		BY SOON EL SHAVR	2E10G											
13770		BY SOON TENIS RQ	2E10H											
13780		BY SOON TV SET	2E10I											
13790		BY SOON BICYCLE	2E10J											
13800		BY SOON CAR	2E10K											
13810		BY SOON TAPE REC	2E10L											
13820		BY SOON ELT CALC	2E10M											
13830		BY SOON BT/SNMBL	2E10N											
13835	153	IMP HAV 1 CAR	3E12A		3E11A	3E10A	3E10A	3E10A	3E09A	3E09A	3E09A	3E09A	3E09A	3E09A
13840	153	IMP HAV 2 CARS	3E12B		3E11B	3E10B	3E10B	3E10B	3E09B	3E09B	3E09B	3E09B	3E09B	3E09B
13850	153	IMP HAV LARG CAR	3E12C		3E11C	3E10C	3E10C	3E10C	3E09C	3E09C	3E09C	3E09C	3E09C	3E09C
13860	153	IMP HAV NW CR OF	3E12D		3E11D	3E10D	3E10D	3E10D	3E09D	3E09D	3E09D	3E09D	3E09D	3E09D
13870	153	IMP HAV NW CLTHS	3E12E		3E11E	3E10E	3E10E	3E10E	3E09E	3E09E	3E09E	3E09E	3E09E	3E09E
13880	153	IMP HAV OWN HSE	3E12F		3E11F	3E10F	3E10F	3E10F	3E09F	3E09F	3E09F	3E09F	3E09F	3E09F
13890	154	IMP HAV BIG YARD	3E12G		3E11G	3E10G	3E10G	3E10G	3E09G	3E09G	3E09G	3E09G	3E09G	3E09G
13900	154	IMP HAV NEAT LWN	3E12H		3E11H	3E10H	3E10H	3E10H	3E09H	3E09H	3E09H	3E09H	3E09H	3E09H
13910	154	IMP HAV APPLINCS	3E12I		3E11I	3E10I	3E10I	3E10I	3E09I	3E09I	3E09I	3E09I	3E09I	3E09I
13920	154	IMP HAV G STEREO	3E12J		3E11J	3E10J	3E10J	3E10J	3E09J	3E09J	3E09J	3E09J	3E09J	3E09J
13930	154	IMP HAV VAC HSE	3E12K		3E11K	3E10K	3E10K	3E10K	3E09K	3E09K	3E09K	3E09K	3E09K	3E09K
13940	154	IMP HAV REC VEH	3E12L		3E11L	3E10L	3E10L	3E10L	3E09L	3E09L	3E09L	3E09L	3E09L	3E09L

F02: CONSERVATION, MATERIALISM, EQUITY, ETC. Societal materialism and advertising

06000	98	2MUCH CNCRN MTRL	2A03B	2A03B	2A03B	2A03B	2A03B	2A03B	2A03B	2A03B	2A03B	2A03B	2A03B	2A03B
06010	98	ENCOURG PPL BUY>	2A03C	2A03C	2A03C	2A03C	2A03C	2A03C	2A03C	2A03C	2A03C	2A03C	2A03C	2A03C
06020	98	-WRNG ADVERTISING	2A03D	2A03D	2A03D	2A03D	2A03D	2A03D	2A03D	2A03D	2A03D	2A03D	2A03D	2A03D
06030	99	MOR SHORTGS FUTR	2A03E	2A03E	2A03E	2A03E	2A03E	2A03E	2A03E	2A03E	2A03E	2A03E	2A03E	2A03E
10040	160	TV COMM CRT NDS	4A06H	4A06H	4A06H	4A06H	4A06H	4A06H	4A06H	4A06H	4A06H	4A06H	4A06H	4A06H
10050	160	TV COMMRLCS GOOD	4A06I	4A06I	4A06I	4A06I	4A06I	4A06I	4A06I	4A06I	4A06I	4A06I	4A06I	4A06I

F03: CONSERVATION, MATERIALISM, EQUITY, ETC. Concern with world hunger and poverty

05990	98	US 2 MUCH PROFIT	2A03A	2A03A	2A03A	2A03A	2A03A	2A03A	2A03A	2A03A	2A03A	2A03A	2A03A	2A03A
08040	131	EAT DIF->FD STRV	3A04E	3A04E	3A04E	3A04E	3A04E	3A04E	3A04E	3A04E	3A04E	3A04E	3A04E	3A04E
11720	187	-WRNG HNCR&PVRTY	5A03G	5A03G	5A03G	5A03G	5A03G	5A03G	5A03G	5A03G	5A03G	5A03G	5A03G	5A03G
12090	192	-SYMP TWD STARVG	5A18C	5A18C	5A18C	5A18C	5A18C	5A18C	5A18C	5A18C	5A18C	5A18C	5A18C	5A18C
12140	193	RB CHNG ETG HABT	5A18H	5A18H	5A18H	5A18H	5A18H	5A18H	5A18H	5A18H	5A18H	5A18H	5A18H	5A18H
16440		SAT EAT<BEEF>GRN			2E05B									
19470		EAT<FD,>OWN CITY				5E08A								
19480		EAT<FD,>NRBY STT				5E08B								
19490		EAT<FD,>DIF REGN				5E08C								
19500		EAT<FD,>ASIAN CN				5E08D								

F04: CONSERVATION, MATERIALISM, EQUITY, ETC. Ecological concerns

01640	43	US NEEDS GROWTH	1A011G	1A011G	1A011G	1A011G	1A011G	1A011G	1A011G	1A011G	1A011G	1A011G	1A011G	1A011G
08000	130	POLLUT INCREASED	3A04A	3A04A	3A04A	3A04A	3A04A	3A04A	3A04A	3A04A	3A04A	3A04A	3A04A	3A04A
08010	130	GOVT DEAL ENV PR	3A04B	3A04B	3A04B	3A04B	3A04B	3A04B	3A04B	3A04B	3A04B	3A04B	3A04B	3A04B
09700		PRVNT POL TOO >J	3E02A	3E02A	3E02A	3E02A	3E02A	3E02A	3E01A	3E01A	3E01A	3E01A		
09710		PRVNT POL CST JB	3E02B	3E02B	3E02B	3E02B	3E02B	3E02B	3E01B	3E01B	3E01B	3E01B		
09720		PRVNT POL PPL DK	3E02C	3E02C	3E02C	3E02C	3E02C	3E02C	3E01C	3E01C	3E01C	3E01C		
09730		PRVNT POL -ENUF	3E02D	3E02D	3E02D	3E02D	3E02D	3E02D	3E01D	3E01D	3E01D	3E01D		
09740		PRVNT POL USELSS	3E02E	3E02E	3E02E	3E02E	3E02E	3E02E	3E01E	3E01E	3E01E	3E01E		
09970	158	PLLTN INCR IN US	4A06A	4A06A	4A06A	4A06A	4A06A	4A06A	4A06A	4A06A	4A06A	4A06A	4A06A	4A06A
09980	159	PLLTN NT SO DANG	4A06B	4A06B	4A06B	4A06B	4A06B	4A06B	4A06B	4A06B	4A06B	4A06B	4A06B	4A06B
09990	159	PLLTN NEC 4 GRTH	4A06C	4A06C	4A06C	4A06C	4A06C	4A06C	4A06C	4A06C	4A06C	4A06C	4A06C	4A06C
10000	159	INDVL RESP 4 ENV	4A06D	4A06D	4A06D	4A06D	4A06D	4A06D	4A06D	4A06D	4A06D	4A06D	4A06D	4A06D
10010	159	GOVT RESP 4 ENV	4A06E	4A06E	4A06E	4A06E	4A06E	4A06E	4A06E	4A06E	4A06E	4A06E	4A06E	4A06E
10020	159	GOVT TAX PLLTRS	4A06F	4A06F	4A06F	4A06F	4A06F	4A06F	4A06F	4A06F	4A06F	4A06F	4A06F	4A06F
10030	159	GOVT BAN DSPSBLE	4A06G	4A06G	4A06G	4A06G	4A06G	4A06G	4A06G	4A06G	4A06G	4A06G	4A06G	4A06G
10070	160	POL SLVD BY 2000	4A06K	4A06K	4A06K	4A06K	4A06K	4A06K	4A06K	4A06K	4A06K	4A06K	4A06K	4A06K
10080	160	R EFRT 2 HLP ENV	4A07	4A07	4A07	4A07	4A07	4A07	4A07	4A07	4A07	4A07	4A07	4A07
11340		PIDEA OF ECOLOGY	4E08L	4E08L	4E07L	4E07L	4E07L	4E07L	4E07L	4E07L	4E07L	4E07L	4E07L	4E07L
11690	186	WR/NT POLLUTION	5A03D	5A03D	5A03D	5A03D	5A03D	5A03D	5A03D	5A03D	5A03D	5A03D	5A03D	5A03D
12280	195	CTB TO ENVIR PBM	5A20I	5A20I	5A20I	5A20I	5A20I	5A20I	5A20I	5A20I	5A20I	5A20I	5A20I	5A20I
16450		SAT TAX FR ECLGY			2E05C									

F05: CONSERVATION, MATERIALISM, EQUITY, ETC. Concern with conservation of resources

09750	149	FUTR.HAV2 CNSUM<	3E03	3E03	3E03	3E03	3E03	3E03	3E02	3E02	3E02	3E02	3E02	3E02
10930	176	SOCTY WONT LAST	4D03B	4D03B	4D03B	4D03B	4D03B	4D03B	4D10B	4D10B	4D10B	4D10B	4D10B	4D10B

F01: CONSERVATION, MATERIALISM, EQUITY, ETC. Personal materialism (continued)

F02: CONSERVATION, MATERIALISM, EQUITY, ETC. Societal materialism and advertising

F03: CONSERVATION, MATERIALISM, EQUITY, ETC. Concern with world hunger and poverty

F04: CONSERVATION, MATERIALISM, EQUITY, ETC. Ecological concerns

F05: CONSERVATION, MATERIALISM, EQUITY, ETC. Concern with conservation of resources

[illegible]

Item Refer- ence Number	Page Loc. in this Volume	ITEM DESCRIPTION (ABBREVIATED)	QUESTIONNAIRE LOCATION BY YEAR (FORM, SECTION, AND QUESTION NUMBER)											
			1976	1977	1978	1979	1980	1981	1982	1983	1984	1985	1986	1987

F05: CONSERVATION, MATERIALISM, EQUITY, ETC. Concern with conservation of resources (continued)

11700	186	WR/NT ENRGY SHRT	5A03E	5A03E	5A03E	5A03E	5A03E	5A03E	5A03E	5A03E	5A03E	5A03E	5A03E	5A03E
11730	187	WR/NT USE OPN LD	5A03H	5A03H	5A03H	5A03H	5A03H	5A03H	5A03H	5A03H	5A03H	5A03H	5A03H	5A03H
12000	190	R CUT ELECTRICTY	5A13	5A13	5A13	5A13	5A13	5A13	5A13	5A13	5A13	5A13	5A13	5A13
12010	190	RDCE HEAT R'S HM	5A14	5A14	5A14	5A14	5A14	5A14	5A14	5A14	5A14	5A14	5A14	5A14

F06: CONSERVATION, MATERIALISM, EQUITY, ETC. Preferences regarding dwelling type and urbanicity

17860		DESRD LVG RURAL			4E09A		4E09A	4E09A	4E09A					
17870		DESRD LVG SM TWN			4E09B		4E09B	4E09B	4E09B					
17880		DESRD LVG SM CTY			4E09C		4E09C	4E09C	4E09C					
17890		DESRD LVG SUBURB			4E09D		4E09D	4E09D	4E09D					
17900		DESRD LVG LG CTY			4E09E		4E09E	4E09E	4E09E					
17910		DSRD HSG 1 FAMILY			4E09F		4E09F	4E09F	4E09F					
17920		DSRD HSG 2 FAMILY			4E09G		4E09G	4E09G	4E09G					
17930		DSRD HSG CNDMINM			4E09H		4E09H	4E09H	4E09H					
17940		DSRD HSG APT BLD			4E09I		4E09I	4E09I	4E09I					
17950		DSRD HSG HI RISE			4E09J		4E09J	4E09J	4E09J					

F07: CONSERVATION, MATERIALISM, EQUITY, ETC. Driving and use of mass transit

00640	22	DRIVE>200 MI/WK	1C27	1C27	1C27	1C27	1C27	1C27	1C27	1C27	1C27	1C27	1C27	1C27
00640	22	DRIVE>200 MI/WK	2C27	2C27	2C27	2C27	2C27	2C27	2C27	2C27	2C27	2C27	2C27	2C27
00640	22	DRIVE>200 MI/WK	3C27	3C27	3C27	3C27	3C27	3C27	3C27	3C27	3C27	3C27	3C27	3C27
00640	22	DRIVE>200 MI/WK	4C27	4C27	4C27	4C27	4C27	4C27	4C27	4C27	4C27	4C27	4C27	4C27
00640	22	DRIVE>200 MI/WK	5C27	5C27	5C27	5C27	5C27	5C27	5C27	5C27	5C27	5C27	5C27	5C27
00640	22	DRIVE>200 MI/WK												
00650	22	#X/12MO R TCKTD	1C28	1C28	1C28	1C28	1C28	1C28	1C28	1C28	1C28	1C28	1C28	1C28
00650	22	#X/12MO R TCKTD	2C28	2C28	2C28	2C28	2C28	2C28	2C28	2C28	2C28	2C28	2C28	2C28
00650	22	#X/12MO R TCKTD	3C28	3C28	3C28	3C28	3C28	3C28	3C28	3C28	3C28	3C28	3C28	3C28
00650	22	#X/12MO R TCKTD	4C28	4C28	4C28	4C28	4C28	4C28	4C28	4C28	4C28	4C28	4C28	4C28
00650	22	#X/12MO R TCKTD	5C28	5C28	5C28	5C28	5C28	5C28	5C28	5C28	5C28	5C28	5C28	5C28
00650	22	#X/12MO R TCKTD												
00690	23	#ACCIDNTS/12 MO	1C30	1C30	1C30	1C30	1C30	1C30	1C30	1C30	1C30	1C30	1C30	1C30
00690	23	#ACCIDNTS/12 MO	2C30	2C30	2C30	2C30	2C30	2C30	2C30	2C30	2C30	2C30	2C30	2C30
00690	23	#ACCIDNTS/12 MO	3C30	3C30	3C30	3C30	3C30	3C30	3C30	3C30	3C30	3C30	3C30	3C30
00690	23	#ACCIDNTS/12 MO	4C30	4C30	4C30	4C30	4C30	4C30	4C30	4C30	4C30	4C30	4C30	4C30
00690	23	#ACCIDNTS/12 MO	5C30	5C30	5C30	5C30	5C30	5C30	5C30	5C30	5C30	5C30	5C30	5C30
00690	23	#ACCIDNTS/12 MO												
08030	131	USE BYC/MAS TRAN	3A04D	3A04D	3A04D	3A04D	3A04D	3A04D	3A04D	3A04D	3A04D	3A04D	3A04D	3A04D
11960	190	DNT HV DRVR LCNS	5A09	5A09	5A09	5A09	5A09	5A09	5A09	5A09	5A09	5A09	5A09	5A09
11970	190	DONT OWN CAR	5A10	5A10	5A10	5A10	5A10	5A10	5A10	5A10	5A10	5A10	5A10	5A10
11980	190	NEVR USE OTHS CR	5A11	5A11	5A11	5A11	5A11	5A11	5A11	5A11	5A11	5A11	5A11	5A11
11990	190	R CUT DRIVING	5A12	5A12	5A12	5A12	5A12	5A12	5A12	5A12	5A12	5A12	5A12	5A12
16430		SAT EVB CAR POOL			2E05A									
22210	128	USE SEATBLT-DRVR											2E22	2E23
22210	24	USE SEATBLT-DRVR												
22220	128	USE SEATBLT-RIDR											2E23	2E24
22220	24	USE SEATBLT-RIDR												

G: RELIGION. Religious preferences, activities, views

00360	18	R'S RELGS PRFNC	1C13A	1C13A	1C13A	1C13A	1C13A	1C13A	1C13A*	1C13A	1C13A	1C13A	1C13A	1C13A
00360	18	R'S RELGS PRFNC	2C13A	2C13A	2C13A	2C13A	2C13A	2C13A	2C13A*	2C13A	2C13A	2C13A	2C13A	2C13A
00360	18	R'S RELGS PRFNC	3C13A	3C13A	3C13A	3C13A	3C13A	3C13A	3C13A*	3C13A	3C13A	3C13A	3C13A	3C13A
00360	18	R'S RELGS PRFNC	4C13A	4C13A	4C13A	4C13A	4C13A	4C13A	4C13A*	4C13A	4C13A	4C13A	4C13A	4C13A
00360	18	R'S RELGS PRFNC	5C13A	5C13A	5C13A	5C13A	5C13A	5C13A	5C13A*	5C13A	5C13A	5C13A	5C13A	5C13A
00360	18	R'S RELGS PRFNC												
00370	18	R'ATTND REL SVC	1C13B	1C13B	1C13B	1C13B	1C13B	1C13B	1C13B	1C13B	1C13B	1C13B	1C13B	1C13B
00370	18	R'ATTND REL SVC	2C13B	2C13B	2C13B	2C13B	2C13B	2C13B	2C13B	2C13B	2C13B	2C13B	2C13B	2C13B
00370	18	R'ATTND REL SVC	3C13B	3C13B	3C13B	3C13B	3C13B	3C13B	3C13B	3C13B	3C13B	3C13B	3C13B	3C13B
00370	18	R'ATTND REL SVC	4C13B	4C13B	4C13B	4C13B	4C13B	4C13B	4C13B	4C13B	4C13B	4C13B	4C13B	4C13B
00370	18	R'ATTND REL SVC	5C13B	5C13B	5C13B	5C13B	5C13B	5C13B	5C13B	5C13B	5C13B	5C13B	5C13B	5C13B
00370	18	R'ATTND REL SVC												
00380	19	RLGN IMP R'S LF	1C13C	1C13C	1C13C	1C13C	1C13C	1C13C	1C13C	1C13C	1C13C	1C13C	1C13C	1C13C
00380	19	RLGN IMP R'S LF	2C13C	2C13C	2C13C	2C13C	2C13C	2C13C	2C13C	2C13C	2C13C	2C13C	2C13C	2C13C
00380	19	RLGN IMP R'S LF	3C13C	3C13C	3C13C	3C13C	3C13C	3C13C	3C13C	3C13C	3C13C	3C13C	3C13C	3C13C
00380	19	RLGN IMP R'S LF	4C13C	4C13C	4C13C	4C13C	4C13C	4C13C	4C13C	4C13C	4C13C	4C13C	4C13C	4C13C
00380	19	RLGN IMP R'S LF	5C13C	5C13C	5C13C	5C13C	5C13C	5C13C	5C13C	5C13C	5C13C	5C13C	5C13C	5C13C
00380	19	RLGN IMP R'S LF												
05980		DALY GO CHURCH	2A02D											
06930		DHNSTY CHURCHES	2D04E	2D04E	2D04E	2D04E	2D04E	2D04E	2D04E	2D04E	2D04E	2D04E	2D04E	2D04E
08420	137	GD JB CHURCHES	3A24E	3A24E	3A24E	3A24E	3A24E	3A24E	3A24E	3A24E	3A24E	3A24E	3A24E	3A24E
10360	165	JOB OBSTC RELGN	4A13A	4A13A	4A13A	4A13A	4A13A	4A13A	4A13A	4A13A	4A13A	4A13A	4A13A	4A13A
10590	168	>INFLC CHURCHES	4A19C	4A19C	4A19C	4A19C	4A19C	4A19C	4A19C	4A19C	4A19C	4A19C	4A19C	4A19C
11360		P'IDEA OF RLGN	4E08N	4E08N	4E07N	4E07N	4E07N	4E07N	4E07N	4E07N	4E07N	4E07N	4E07N	4E07N
11910	189	RCL CNTCT CHURCH	5A07C	5A07C	5A07C	5A07C	5A07C	5A07C	5A07C	5A07C	5A07C	5A07C	5A07C	5A07C
12230	195	CTB TO RELGS ORG	5A20D	5A20D	5A20D	5A20D	5A20D	5A20D	5A20D	5A20D	5A20D	5A20D	5A20D	5A20D
23510		YRS CHRCH YTH GR												

* = item text changed from previous year

Item Refer- ence Number	Page Loc. in this Volume	ITEM DESCRIPTION (ABBREVIATED)	QUESTIONNAIRE LOCATION BY YEAR (FORM, SECTION, AND QUESTION NUMBER)											
			1988	1989	1990	1991	1992	1993	1994	1995	1996	1997	1998	1999

F05: CONSERVATION, MATERIALISM, EQUITY, ETC. Concern with conservation of resources (continued)

11700	186	WR/NT ENRGY SHRT	5A03E	5A03E	5A03E	5A03E	5A03E	5A03E	5A03E	5A03E	5A03E	5A03E	5A03E	5A03E
11730	187	WR/NT USE OPN LD	5A03H	5A03H	5A03H	5A03H	5A03H	5A03H	5A03H	5A03H	5A03H	5A03H	5A03H	5A03H
12000	190	R CUT ELECTRICTY	5A13	5A13	5A13	5A13	5A13	5A13	5A13	5A13	5A13	5A13	5A13	5A13
12010	190	RDCE HEAT R'S HM	5A14	5A14	5A14	5A14	5A14	5A14	5A14	5A14	5A14	5A14	5A14	5A14

F06: CONSERVATION, MATERIALISM, EQUITY, ETC. Preferences regarding dwelling type and urbanicity

17860		DESRD LVG RURAL												
17870		DESRD LVG SM TWN												
17880		DESRD LVG SM CTY												
17890		DESRD LVG SUBURB												
17900		DESRD LVG LG CTY												
17910		DSRD HSG 1 FAMLY												
17920		DSRD HSG 2 FAMLY												
17930		DSRD HSG CNDMINM												
17940		DSRD HSG APT BLD												
17950		DSRD HSG HI RISE												

F07: CONSERVATION, MATERIALISM, EQUITY, ETC. Driving and use of mass transit

00640	22	DRIVE>200 MI/WK	1C27	1C27	1C27	1C027	1C027	1C027	1C027	1C027	1C027	1C027	1C027	1C027
00640	22	DRIVE>200 MI/WK	2C27	2C27	2C27	2C27	2C27	2C27	2C27	2C27	2C27	2C27	2C27	2C27
00640	22	DRIVE>200 MI/WK	3C27	3C27	3C27	3C27	3C27	3C27	3C27	3C27	3C27	3C27	3C27	3C27
00640	22	DRIVE>200 MI/WK	4C27	4C27	4C27	4C27	4C27	4C27	4C27	4C27	4C27	4C27	4C27	4C27
00640	22	DRIVE>200 MI/WK	5C27	5C27	5C27	5C27	5C27	5C27	5C27	5C27	5C27	5C27	5C27	5C27
00640	22	DRIVE>200 MI/WK		6C27	6C27	6C27	6C27	6C27	6C27	6C27	6C27	6C27	6C27	6C27
00650	22	#X/12MO R TCKTD	1C28	1C28	1C28	1C028	1C028	1C028	1C028	1C028	1C028	1C028	1C028	1C028
00650	22	#X/12MO R TCKTD	2C28	2C28	2C28	2C28	2C28	2C28	2C28	2C28	2C28	2C28	2C28	2C28
00650	22	#X/12MO R TCKTD	3C28	3C28	3C28	3C28	3C28	3C28	3C28	3C28	3C28	3C28	3C28	3C28
00650	22	#X/12MO R TCKTD	4C28	4C28	4C28	4C28	4C28	4C28	4C28	4C28	4C28	4C28	4C28	4C28
00650	22	#X/12MO R TCKTD	5C28	5C28	5C28	5C28	5C28	5C28	5C28	5C28	5C28	5C28	5C28	5C28
00650	22	#X/12MO R TCKTD		6C28	6C28	6C28	6C28	6C28	6C28	6C28	6C28	6C28	6C28	6C28
00690	23	#ACCIDNTS/12 MO	1C30	1C30	1C30	1C030	1C030	1C030	1C030	1C030	1C030	1C030	1C030	1C030
00690	23	#ACCIDNTS/12 MO	2C30	2C30	2C30	2C30	2C30	2C30	2C30	2C30	2C30	2C30	2C30	2C30
00690	23	#ACCIDNTS/12 MO	3C30	3C30	3C30	3C30	3C30	3C30	3C30	3C30	3C30	3C30	3C30	3C30
00690	23	#ACCIDNTS/12 MO	4C30	4C30	4C30	4C30	4C30	4C30	4C30	4C30	4C30	4C30	4C30	4C30
00690	23	#ACCIDNTS/12 MO	5C30	5C30	5C30	5C30	5C30	5C30	5C30	5C30	5C30	5C30	5C30	5C30
00690	23	#ACCIDNTS/12 MO		6C30	6C30	6C30	6C30	6C30	6C30	6C30	6C30	6C30	6C30	6C30
08030	131	USE BYC/MAS TRAN	3A04D	3A04D	3A04D	3A04D	3A04D	3A04D	3A04D	3A04D	3A04D	3A04D	3A04D	3A04D
11960	190	DNT HV DRVR LCNS	5A09	5A09	5A09	5A09	5A09	5A09	5A09	5A09	5A09	5A09	5A09	5A09
11970	190	DONT OWN CAR	5A10	5A10	5A10	5A10	5A10	5A10	5A10	5A10	5A10	5A10	5A10	5A10
11980	190	NEVR USE OTHS CR	5A11	5A11	5A11	5A11	5A11	5A11	5A11	5A11	5A11	5A11	5A11	5A11
11990	190	R CUT DRIVING	5A12	5A12	5A12	5A12	5A12	5A12	5A12	5A12	5A12	5A12	5A12	5A12
16430		SAT EVB CAR POOL												
22210	128	USE SEATBLT-DRVR	2E23	2E23	2E23	2E23	2E23	2E23	2E23	2E23	2E23	2E23	2E23	2E23
22210	24	USE SEATBLT-DRVR		6C32	6C32	6C32	6C32	6C32	6C32	6C32	6C32	6C32	6C32	6C32
22220	128	USE SEATBLT-RIDR	2E24	2E24	2E24	2E24	2E24	2E24	2E24	2E24	2E24	2E24	2E24	2E24
22220	24	USE SEATBLT-RIDR		6C33	6C33	6C33	6C33	6C33	6C33	6C33	6C33	6C33	6C33	6C33

G: RELIGION. Religious preferences, activities, views

00360	18	R'S RELGS PRFNC	1C13A	1C13A	1C13A	1C013A*	1C013A	1C013A	1C013A	1C013A	1C013A	1C013A	1C013A	1C013A
00360	18	R'S RELGS PRFNC	2C13A	2C13A	2C13A	2C13A*	2C13A	2C13A	2C13A	2C13A	2C13A	2C13A	2C13A	2C13A
00360	18	R'S RELGS PRFNC	3C13A	3C13A	3C13A	3C13A*	3C13A	3C13A	3C13A	3C13A	3C13A	3C13A	3C13A	3C13A
00360	18	R'S RELGS PRFNC	4C13A	4C13A	4C13A	4C13A*	4C13A	4C13A	4C13A	4C13A	4C13A	4C13A	4C13A	4C13A
00360	18	R'S RELGS PRFNC	5C13A	5C13A	5C13A	5C13A*	5C13A	5C13A	5C13A	5C13A	5C13A	5C13A	5C13A	5C13A
00360	18	R'S RELGS PRFNC		6C13A	6C13A	6C13A*	6C13A	6C13A	6C13A	6C13A	6C13A	6C13A	6C13A	6C13A
00370	18	R'ATTND REL SVC	1C13B	1C13B	1C13B	1C013B	1C013B	1C013B	1C013B	1C013B	1C013B	1C013B	1C013B	1C013B
00370	18	R'ATTND REL SVC	2C13B	2C13B	2C13B	2C13B	2C13B	2C13B	2C13B	2C13B	2C13B	2C13B	2C13B	2C13B
00370	18	R'ATTND REL SVC	3C13B	3C13B	3C13B	3C13B	3C13B	3C13B	3C13B	3C13B	3C13B	3C13B	3C13B	3C13B
00370	18	R'ATTND REL SVC	4C13B	4C13B	4C13B	4C13B	4C13B	4C13B	4C13B	4C13B	4C13B	4C13B	4C13B	4C13B
00370	18	R'ATTND REL SVC	5C13B	5C13B	5C13B	5C13B	5C13B	5C13B	5C13B	5C13B	5C13B	5C13B	5C13B	5C13B
00370	18	R'ATTND REL SVC		6C13B	6C13B	6C13B	6C13B	6C13B	6C13B	6C13B	6C13B	6C13B	6C13B	6C13B
00380	19	RLGN IMP R'S LF	1C13C	1C13C	1C13C	1C013C	1C013C	1C013C	1C013C	1C013C	1C013C	1C013C	1C013C	1C013C
00380	19	RLGN IMP R'S LF	2C13C	2C13C	2C13C	2C13C	2C13C	2C13C	2C13C	2C13C	2C13C	2C13C	2C13C	2C13C
00380	19	RLGN IMP R'S LF	3C13C	3C13C	3C13C	3C13C	3C13C	3C13C	3C13C	3C13C	3C13C	3C13C	3C13C	3C13C
00380	19	RLGN IMP R'S LF	4C13C	4C13C	4C13C	4C13C	4C13C	4C13C	4C13C	4C13C	4C13C	4C13C	4C13C	4C13C
00380	19	RLGN IMP R'S LF	5C13C	5C13C	5C13C	5C13C	5C13C	5C13C	5C13C	5C13C	5C13C	5C13C	5C13C	5C13C
00380	19	RLGN IMP R'S LF		6C13C	6C13C	6C13C	6C13C	6C13C	6C13C	6C13C	6C13C	6C13C	6C13C	6C13C
05980		DALY GO CHURCH												
06930		DHNSTY CHURCHES	2D04E	2D04E										
08420	137	GD JB CHURCHES	3A24E	3A24E	3A24E	3A24E	3A24E	3A24E	3A24E	3A24E	3A24E	3A24E	3A24E	3A24E
10360	165	JOB OBSTC RELGN	4A13A	4A13A	4A13A	4A13A	4A13A	4A13A	4A13A	4A13A	4A13A	4A13A	4A13A	4A13A
10590	168	>INFLC CHURCHES	4A19C	4A19C	4A19C	4A19C	4A19C	4A19C	4A19C	4A19C	4A19C	4A19C	4A19C	4A19C
11360		P'IDEA OF RLGN	4E06N	4E06N	4E06N	4E06N	4E06N	4E06N	4E06N	4E06N	4E06N	4E06N	4E06N	4E06N
11910	189	RCL CNTCT CHURCH	5A07C	5A07C	5A07C	5A07C	5A07C	5A07C	5A07C	5A07C	5A07C	5A07C	5A07C	5A07C
12230	195	CTB TO RELGS ORG	5A20D	5A20D	5A20D	5A20D	5A20D	5A20D	5A20D	5A20D	5A20D	5A20D	5A20D	5A20D
23510		YRS CHRCH YTH GR	6A10N	6A10N	6A10N	6A11N	6A10N	6A10N	6A10N	6A10N	6A10N	6A10N	6A10N	6A10N

*=item text changed from previous year

H01: POLITICS. Political interest and preferences

H02: POLITICS. Attitudes toward governmental policies and practices

H03: POLITICS. Views about the role of citizens in government (See also I02)

H04: POLITICS. Confidence in governmentH05: POLITICS. Voting, political activism[illegible]

Item Refer- ence Number	Page Loc. in this Volume	ITEM DESCRIPTION (ABBREVIATED)	QUESTIONNAIRE LOCATION BY YEAR (FORM, SECTION, AND QUESTION NUMBER)											
			1988	1989	1990	1991	1992	1993	1994	1995	1996	1997	1998	1999

H01: POLITICS. Political interest and preferences

00340	18	R'S POLTL PRFNC	1C11	1C11	1C11	1C011	1C011	1C011	1C011	1C011*	1C011	1C011	1C011	1C011
00340	18	R'S POLTL PRFNC	2C11	2C11	2C11	2C11	2C11	2C11	2C11	2C11*	2C11	2C11	2C11	2C11
00340	18	R'S POLTL PRFNC	3C11	3C11	3C11	3C11	3C11	3C11	3C11	3C11*	3C11	3C11	3C11	3C11
00340	18	R'S POLTL PRFNC	4C11	4C11	4C11	4C11	4C11	4C11	4C11	4C11*	4C11	4C11	4C11	4C11
00340	18	R'S POLTL PRFNC	5C11	5C11	5C11	5C11	5C11	5C11	5C11	5C11*	5C11	5C11	5C11	5C11
00340	18	R'S POLTL PRFNC	6C11	6C11	6C11	6C11	6C11	6C11	6C11	6C11*	6C11	6C11	6C11	6C11
00350	18	R'POL BLF RADCL	1C12	1C12	1C12	1C012	1C012	1C012	1C012	1C012	1C012	1C012	1C012	1C012
00350	18	R'POL BLF RADCL	2C12	2C12	2C12	2C12	2C12	2C12	2C12	2C12	2C12	2C12	2C12	2C12
00350	18	R'POL BLF RADCL	3C12	3C12	3C12	3C12	3C12	3C12	3C12	3C12	3C12	3C12	3C12	3C12
00350	18	R'POL BLF RADCL	4C12	4C12	4C12	4C12	4C12	4C12	4C12	4C12	4C12	4C12	4C12	4C12
00350	18	R'POL BLF RADCL	5C12	5C12	5C12	5C12	5C12	5C12	5C12	5C12	5C12	5C12	5C12	5C12
00350	18	R'POL BLF RADCL	6C12	6C12	6C12	6C12	6C12	6C12	6C12	6C12	6C12	6C12	6C12	6C12
06330	103	INTEREST IN GOVT	2A11	2A11	2A11	2A11	2A11	2A11	2A11	2A11	2A11	2A11	2A11	2A11
06330	103	INTEREST IN GOVT	2A11	2A11	2A11	2A11	2A11	2A11	2A11	2A11	2A11	2A11	2A11	2A11
06330	168	INTEREST IN GOVT	4A18	4A18	4A18	4A18	4A18	4A18	4A18	4A18	4A18	4A18	4A18	4A18
06330	194	INTEREST IN GOVT	5A19	5A19	5A19	5A19	5A19	5A19	5A19	5A19	5A19	5A19	5A19	5A19
10400	165	JOB OBSTC POL VW	4A13E	4A13E	4A13E	4A13E	4A13E	4A13E	4A13E	4A13E	4A13E	4A13E	4A13E	4A13E
11370		P'IDEA OF PLTICS	4E06O	4E06O	4E06O	4E06O	4E06O	4E06O	4E06O	4E06O	4E06O	4E06O	4E06O	4E06O

H02: POLITICS. Attitudes toward governmental policies and practices

01390	39	SAT GOVT OPRTRNG	1A006M	1A006M	1A006M	1A006M	1A006M	1A006M	1A006M	1A006M	1A006M	1A006M	1A006M	1A006M
05690	105	US GO WAR FR OTH	2A18B	2A18B	2A18B	2A18B	2A18B	2A18B	2A18B	2A18B	2A18B	2A18B	2A18B	2A18B
06450	105	US SHD DISARM	2A18A	2A18A	2A18A	2A18A	2A18A	2A18A	2A18A	2A18A	2A18A	2A18A	2A18A	2A18A
06460	105	US WAR PRCTC ECN	2A18C	2A18C	2A18C	2A18C	2A18C	2A18C	2A18C	2A18C	2A18C	2A18C	2A18C	2A18C
06470	105	US ONLY WAR DFNS	2A18D	2A18D	2A18D	2A18D	2A18D	2A18D	2A18D	2A18D	2A18D	2A18D	2A18D	2A18D
06480	105	-US MIL PWR>USSR	2A18E	2A18E	2A18E	2A18E	2A18E	2A18E	2A18E	2A18E	2A18E	2A18E	2A18E	2A18E
06490	105	US NEED>PWR OTHS	2A18F	2A18F	2A18F	2A18F	2A18F	2A18F	2A18F	2A18F	2A18F	2A18F	2A18F	2A18F
06500	106	US FRN PLCY NRRW	2A18G	2A18G	2A18G	2A18G	2A18G	2A18G	2A18G	2A18G	2A18G	2A18G	2A18G	2A18G
07940	129	CNSDR WMN/HI JOB	3A03B	3A03B	3A03B	3A03B	3A03B	3A03B	3A03B	3A03B	3A03B	3A03B	3A03B	3A03B
08010	130	GOVT DEAL ENV PR	3A04B	3A04B	3A04B	3A04B	3A04B	3A04B	3A04B	3A04B	3A04B	3A04B	3A04B	3A04B
09760	149	GOV HP PRB POPL	3E03A	3E03A	3E03A	3E03A	3E03A	3E03A	3E03A	3E03A	3E03A	3E03A	3E04A	3E04A
09770	149	GOV NO POP PLCY	3E03B	3E03B	3E03B	3E03B	3E03B	3E03B	3E03B	3E03B	3E03B	3E03B	3E04B	3E04B
09820		GOV BRTHC NO CST	3E03G	3E03G	3E03G	3E03G	3E03G	3E03G	3E03G	3E03G	3E03G	3E03G		
10010	159	GOVT RESP 4 ENV	4A06E	4A06E	4A06E	4A06E	4A06E	4A06E	4A06E	4A06E	4A06E	4A06E	4A06E	4A06E
10020	159	GOVT TAX PLLTRS	4A06F	4A06F	4A06F	4A06F	4A06F	4A06F	4A06F	4A06F	4A06F	4A06F	4A06F	4A06F
10030	159	GOVT BAN DSPSBL	4A06G	4A06G	4A06G	4A06G	4A06G	4A06G	4A06G	4A06G	4A06G	4A06G	4A06G	4A06G
11210		-MLTRY COUP U.S.												
12340	197	DSCM WN PLTCL OF	5A22F	5A22F	5A22F	5A22F	5A22F	5A22F	5A22F	5A22F	5A22F	5A22F	5A22F	5A22F

H03: POLITICS. Views about the role of citizens in government (See also I02)

01580	42	-OBY LW--GD CTZ	1A011A	1A011A	1A011A	1A011A	1A011A	1A011A	1A011A	1A011A	1A011A	1A011A	1A011A	1A011A
01590	42	GD CTZN ALG GOV	1A011B	1A011B	1A011B	1A011B	1A011B	1A011B	1A011B	1A011B	1A011B	1A011B	1A011B	1A011B
01600	42	GD CTZN CHG GOV	1A011C	1A011C	1A011C	1A011C	1A011C	1A011C	1A011C	1A011C	1A011C	1A011C	1A011C	1A011C
01620	42	CTZN GRP HV EFC	1A011E	1A011E	1A011E	1A011E	1A011E	1A011E	1A011E	1A011E	1A011E	1A011E	1A011E	1A011E

H04: POLITICS. Confidence in government

01630	42	OUR SYST ST BS	1A011F	1A011F	1A011F	1A011F	1A011F	1A011F	1A011F	1A011F	1A011F	1A011F	1A011F	1A011F
06340	103	GOVT PPL -DSHNST	2A12	2A12	2A12	2A12	2A12	2A12	2A12	2A12	2A12	2A12	2A12	2A12
06350	103	GOVT DSNT WASTES	2A13	2A13	2A13	2A13	2A13	2A13	2A13	2A13	2A13	2A13	2A13	2A13
06360	103	NEVER TRUST GOVT	2A14	2A14	2A14	2A14	2A14	2A14	2A14	2A14	2A14	2A14	2A14	2A14
06370	104	GVT PPL DK DOING	2A15	2A15	2A15	2A15	2A15	2A15	2A15	2A15	2A15	2A15	2A15	2A15
06380	104	GOVT RUN FOR PPL	2A16	2A16	2A16	2A16	2A16	2A16	2A16	2A16	2A16	2A16	2A16	2A16
06950		DHNSTY PRES&ADMN	2D04G	2D04G										
06960		DHNSTY CONGRESS	2D04H	2D04H										
06970		DHNSTY SUPRM CRT	2D04I	2D04I										
06980		DHNSTY JUSTC SYS	2D04J	2D04J										
08440	137	GD JB PRES&ADMIN	3A24G	3A24G	3A24G	3A24G	3A24G	3A24G	3A24G	3A24G	3A24G	3A24G	3A24G	3A24G
08450	137	GD JB CONGRESS	3A24H	3A24H	3A24H	3A24H	3A24H	3A24H	3A24H	3A24H	3A24H	3A24H	3A24H	3A24H
08460	137	GD JB SUPRM CRT	3A24I	3A24I	3A24I	3A24I	3A24I	3A24I	3A24I	3A24I	3A24I	3A24I	3A24I	3A24I
08470	137	GD JB JUSTC SYST	3A24J	3A24J	3A24J	3A24J	3A24J	3A24J	3A24J	3A24J	3A24J	3A24J	3A24J	3A24J
10610	169	>INFLC PRES&ADMN	4A19E	4A19E	4A19E	4A19E	4A19E	4A19E	4A19E	4A19E	4A19E	4A19E	4A19E	4A19E
10620	169	>INFLC CONGRESS	4A19F	4A19F	4A19F	4A19F	4A19F	4A19F	4A19F	4A19F	4A19F	4A19F	4A19F	4A19F
10630	169	>INFLC SUPRM CRT	4A19G	4A19G	4A19G	4A19G	4A19G	4A19G	4A19G	4A19G	4A19G	4A19G	4A19G	4A19G
10640	169	>INFLC JUSTC SYS	4A19H	4A19H	4A19H	4A19H	4A19H	4A19H	4A19H	4A19H	4A19H	4A19H	4A19H	4A19H

H05: POLITICS. Voting, political activism

01610	42	VOTE->MAJ IMPCT	1A011D	1A011D	1A011D	1A011D	1A011D	1A011D	1A011D	1A011D	1A011D	1A011D	1A011D	1A011D
06390	104	DO OR PLN VOTE	2A17A	2A17A	2A17A	2A17A	2A17A	2A17A	2A17A	2A17A	2A17A	2A17A	2A17A	2A17A
06400	104	DO OR PLN WRITE	2A17B	2A17B	2A17B	2A17B	2A17B	2A17B	2A17B	2A17B	2A17B	2A17B	2A17B	2A17B
06410	104	DO OR PLN GIVE \$	2A17C	2A17C	2A17C	2A17C	2A17C	2A17C	2A17C	2A17C	2A17C	2A17C	2A17C	2A17C
06420	104	DO OR PLN WK CPG	2A17D	2A17D	2A17D	2A17D	2A17D	2A17D	2A17D	2A17D	2A17D	2A17D	2A17D	2A17D
06430	104	DO OR PLN DEMNST	2A17E	2A17E	2A17E	2A17E	2A17E	2A17E	2A17E	2A17E	2A17E	2A17E	2A17E	2A17E
06440	105	DO OR PLN BOYCOT	2A17F	2A17F	2A17F	2A17F	2A17F	2A17F	2A17F	2A17F	2A17F	2A17F	2A17F	2A17F
09920		R WL VOTE IN '76												
11820	188	PLC WRK GVT AGCY	5A05C	5A05C	5A05C	5A05C	5A05C	5A05C	5A05C	5A05C	5A05C	5A05C	5A05C	5A05C

* = item text changed from previous year

[illegible]**H05: POLITICS. Voting, political activism (continued)**

12240	195	CTB TO PLTCL PTY	5A20E	5A20E	5A20E	5A20E	5A20E	5A20E	5A20E	5A20E	5A20E	5A20E	5A20E	5A20E
12250	195	CTB TO CTZN LBBY	5A20F	5A20F	5A20F	5A20F	5A20F	5A20F	5A20F	5A20F	5A20F	5A20F	5A20F	5A20F
16340		EFCTV VOTING			2F04C									

I01: SOCIAL CHANGE. Expectations concerning societal change

01200	36	US NEEDS PLANNG	1A002A	1A002A	1A002A	1A002A	1A002A	1A002A	1A002A	1A002A	1A002A	1A002A	1A002A	1A002A
01230	36	X AHEAD TOUGHER	1A002D	1A002D	1A002D	1A002D	1A002D	1A002D	1A002D	1A002D	1A002D	1A002D	1A002D	1A002D
09940	158	FUTR CNTRY WORSE	4A02	4A02	4A02	4A02	4A02	4A02	4A02	4A02	4A02	4A02	4A02	4A02
09950	158	FUTR WORLD WORSE	4A03	4A03	4A03	4A03	4A03	4A03	4A03	4A03	4A03	4A03	4A03	4A03
09960	158	FUTR R LIFE WORSE	4A04	4A04	4A04	4A04	4A04	4A04	4A04	4A04	4A04	4A04	4A04	4A04
10940	176	THG TUF.TCHN SLV	4D03C	4D03C	4D03C	4D03C	4D03C	4D03C	4D10C	4D10C	4D10C	4D10C	4D10C	4D10C

I02: SOCIAL CHANGE. Attitudes regarding activism

01610	42	VOTE->MAJ IMPCT	1A011D	1A011D	1A011D	1A011D	1A011D	1A011D	1A011D	1A011D	1A011D	1A011D	1A011D	1A011D
01620	42	CTZN GRP HV EFC	1A011E	1A011E	1A011E	1A011E	1A011E	1A011E	1A011E	1A011E	1A011E	1A011E	1A011E	1A011E
01650	43	LV THNGS TO GOD	1A011H	1A011H	1A011H	1A011H	1A011H	1A011H	1A011H	1A011H	1A011H	1A011H	1A011H	1A011H
06040		APRV PETITIONS	2A04A	2A04A	2A04A	2A04A	2A04A	2A04A	2A04A	2A04A	2A04A	2A04A	2A04A	2A04A
06050		APRV BOYCOTT	2A04B	2A04B	2A04B	2A04B	2A04B	2A04B	2A04B	2A04B	2A04B	2A04B	2A04B	2A04B
06060		APRV LWFL DMSTN	2A04C	2A04C	2A04C	2A04C	2A04C	2A04C	2A04C	2A04C	2A04C	2A04C	2A04C	2A04C
06070		APRV OCCUPY BLDG	2A04D	2A04D	2A04D	2A04D	2A04D	2A04D	2A04D	2A04D	2A04D	2A04D	2A04D	2A04D
06080		APRV WLDCT STRK	2A04E	2A04E	2A04E	2A04E	2A04E	2A04E	2A04E	2A04E	2A04E	2A04E	2A04E	2A04E
06090		APRV BLK TRAFFIC	2A04F	2A04F	2A04F	2A04F	2A04F	2A04F	2A04F	2A04F	2A04F	2A04F	2A04F	2A04F
06100		APRV DAMAG THNG	2A04G	2A04G	2A04G	2A04G	2A04G	2A04G	2A04G	2A04G	2A04G	2A04G	2A04G	2A04G
06110		APRV PSNL VIOLNC	2A04H	2A04H	2A04H	2A04H	2A04H	2A04H	2A04H	2A04H	2A04H	2A04H	2A04H	2A04H
06390	104	DO OR PLN VOTE	2A17A	2A17A	2A17A	2A17A	2A17A	2A17A	2A17A	2A17A	2A17A	2A17A	2A17A	2A17A
06400	104	DO OR PLN WRITE	2A17B	2A17B	2A17B	2A17B	2A17B	2A17B	2A17B	2A17B	2A17B	2A17B	2A17B	2A17B
06410	104	DO OR PLN GIVE \$	2A17C	2A17C	2A17C	2A17C	2A17C	2A17C	2A17C	2A17C	2A17C	2A17C	2A17C	2A17C
06420	104	DO OR PLN WK CPG	2A17D	2A17D	2A17D	2A17D	2A17D	2A17D	2A17D	2A17D	2A17D	2A17D	2A17D	2A17D
06430	104	DO OR PLN DEMNST	2A17E	2A17E	2A17E	2A17E	2A17E	2A17E	2A17E	2A17E	2A17E	2A17E	2A17E	2A17E
06440	105	DO OR PLN BOYCOT	2A17F	2A17F	2A17F	2A17F	2A17F	2A17F	2A17F	2A17F	2A17F	2A17F	2A17F	2A17F
10920	176	I CNT CHNG WORLD	4D03A	4D03A	4D03A	4D03A	4D03A	4D03A	4D03A	4D03A	4D03A	4D03A	4D03A	4D03A
12250	195	CTB TO CTZN LBYY	5A20F	5A20F	5A20F	5A20F	5A20F	5A20F	5A20F	5A20F	5A20F	5A20F	5A20F	5A20F
16320		EFCTV WRIT OFCLS			2E04A									
16330		EFCTV WRK PL CPN			2E04B									
16340		EFCTV VOTING			2E04C									
16350		EFCTV PETITIONS			2E04D									
16360		EFCTV BOYCOTT			2E04E									
16370		EFCTV LWFL DMSTN			2E04F									
16380		EFCTV OCPY BLDGS			2E04G									
16390		EFCTV WLDCT STRK			2E04H									
16400		EFCTV BLK TRAFIC			2E04I									
16410		EFCTV DAMAG THNG			2E04J									
16420		EFCTV PSNL VLNC			2E04K									

I03: SOCIAL CHANGE. Reactions to personal and social change

01210	36	ENJOY FAST PACE	1A002B	1A002B	1A002B	1A002B	1A002B	1A002B	1A002B	1A002B	1A002B	1A002B	1A002B
01220	36	THG CHG 2 QUICK	1A002C	1A002C	1A002C	1A002C	1A002C	1A002C	1A002C	1A002C	1A002C	1A002C	1A002C
13950	203	EAGR TO LEAV HOM					5D01W	5D01W	5D01W	5D01W	5D01W	5D01W	5D01W
13960	203	HEST PRt ADLT WL					5D01X	5D01X	5D01X	5D01X	5D01X	5D01X	5D01X

J: SOCIAL PROBLEMS. Interest and concerns

[illegible]

329

H05: POLITICS. Voting, political activism (continued)

I01: SOCIAL CHANGE. Expectations concerning societal change

I02: SOCIAL CHANGE. Attitudes regarding activism

I03: SOCIAL CHANGE. Reactions to personal and social change

J: SOCIAL PROBLEMS. Interest and concerns

[illegible]

K01: MAJOR SOCIAL INSTITUTIONS. Trust (See also C05)

[illegible][illegible][illegible]

331

K01: MAJOR SOCIAL INSTITUTIONS. Trust (See also C05)

K02: MAJOR SOCIAL INSTITUTIONS. Satisfaction with performance

K03: MAJOR SOCIAL INSTITUTIONS. Preferred influence

L01: MILITARY. Plans for military service

[illegible]

[illegible]

L02: MILITARY. Attitudes toward a draft

21060	124	FAVOR MLTY DRAFT						5E06	2E08	2E08	2E08	2E08	2E08	2E10
21070	124	DRAFT INCL WOMEN						5E07	2E09	2E09	2E09	2E09	2E09	2E11

L03: MILITARY. Views about the use of military force

[illegible]

L04: MILITARY. Attitudes toward the military as an institution and occupation

07000		DHNSTY MILITARY	2D04L	2D04L	2D04L	2D04L	2D04L	2D04L	2D04L	2D04L	2D04L	2D04L	2D04L	2D04L
08490	138	GD JB MILITARY	3A24L	3A24L	3A24L	3A24L	3A24L	3A24L	3A24L	3A24L	3A24L	3A24L	3A24L	3A24L
08500	138	MIL TOO MCH INFL	3A25	3A25	3A25	3A25	3A25	3A25	3A25	3A25	3A25	3A25	3A25	3A25
08510	138	US TOO MCH\$ MILT	3A26	3A26	3A26	3A26	3A26	3A26	3A26	3A26	3A26	3A26	3A26	3A26
10660	169	>INFLC MILITARY	4A19J	4A19J	4A19J	4A19J	4A19J	4A19J	4A19J	4A19J	4A19J	4A19J	4A19J	4A19J
11120	180	MLTRY GET AHEAD	4E01A	4E01A	4E01A	4E01A	4E01A	4E01A	4E01A	4E01A	4E01A	4E01A	4E01A	4E01A
11130	180	MLTRY MORE ED	4E01B	4E01B	4E01B	4E01B	4E01B	4E01B	4E01B	4E01B	4E01B	4E01B	4E01B	4E01B
11140	180	MLTRY ADVNC RESP	4E01C	4E01C	4E01C	4E01C	4E01C	4E01C	4E01C	4E01C	4E01C	4E01C	4E01C	4E01C
11150	181	MLTRY >FLFLLG JB	4E01D	4E01D	4E01D	4E01D	4E01D	4E01D	4E01D	4E01D	4E01D	4E01D	4E01D	4E01D
11160	181	MLTRY IDEAS HERD	4E01E	4E01E	4E01E	4E01E	4E01E	4E01E	4E01E	4E01E	4E01E	4E01E	4E01E	4E01E
11170	181	EXTNT MLTRY JSTC	4E02	4E02	4E02	4E02	4E02	4E02	4E02	4E02	4E02	4E02	4E02	4E02
11180	181	MLTRY DSCRM WOMN	4E03	4E03	4E03	4E03	4E03	4E03	4E03	4E03	4E03	4E03	4E03	4E03
11190	181	MLTRY DSCRM BLKS	4E04	4E04	4E04	4E04	4E04	4E04	4E04	4E04	4E04	4E04	4E04	4E04
11200		>FAIR MLTRY CVLN	4E05	4E05	4E05	4E05	4E05	4E05	4E05	4E05	4E05	4E05	4E05	4E05
11830	188	PLC WRK MLTY SVC	5A05D	5A05D	5A05D	5A05D	5A05D	5A05D	5A05D	5A05D	5A05D	5A05D	5A05D	5A05D
21080		MLTRY PAY CLG GD						5E08	2E10	2E10	2E10	2E10	2E10	
21090		R WD DO MLTY/CLG						5E09	2E11	2E11	2E11	2E11	2E11	

M01: INTERPERSONAL RELATIONSHIPS. Dating

[illegible]

M02: INTERPERSONAL RELATIONSHIPS. Cross-age relationships with adults outside the family (See also B05)

01240	36	TM SPT ADLT MST	1A003	1A003	1A003	1A003	1A003	1A003	1A003	1A003	1A003	1A003	1A003	1A003
01250	37	LK MR TM ADLT	1A004	1A004	1A004	1A004	1A004	1A004	1A004	1A004	1A004	1A004	1A004	1A004
01260	37	LK MR TM YG CHD	1A005	1A005	1A005	1A005	1A005	1A005	1A005	1A005	1A005	1A005	1A005	1A005
06530	106	FRQ HIT SUPRVISR	2A19B	2A19B	2A19B	2A19B	2A19B	2A19B	2A19B	2A19B	2A19B	2A19B	2A19B	2A19B
06530		FRQ HIT SUPRVISR												
21550	173	JOB-SUPERVSR AGE							4D04	4D04	4D04	4D04	4D04	4D04
21610	174	JOB-OVER AGE 30							4D06E	4D06E	4D06E	4D06E	4D06E	4D06E
21710	176	JOB-TCHR HELP GT							4D08	4D08	4D08	4D08	4D08	4D08
21910	213	PARTY-PPL OVR 30									5E08A	5E08A	5E08A	5E08A
22050	215	PRFR PTY-PPL >30									5E09A	5E09A	5E09A	5E09A

M03: INTERPERSONAL RELATIONSHIPS. Family Members

[illegible]

[illegible]

M03: INTERPERSONAL RELATIONSHIPS. Family Members (continued)

M04: INTERPERSONAL RELATIONSHIPS. Friendships (See also Q03)

M05: INTERPERSONAL RELATIONSHIPS. Community at large

M06: INTERPERSONAL RELATIONSHIPS. Children

[illegible][illegible]

Item Refer- ence Number	Page Loc. in this Volume	ITEM DESCRIPTION (ABBREVIATED)	QUESTIONNAIRE LOCATION BY YEAR (FORM, SECTION, AND QUESTION NUMBER)											
			1988	1989	1990	1991	1992	1993	1994	1995	1996	1997	1998	1999

M03: INTERPERSONAL RELATIONSHIPS. Family Members (continued)

11320		P'IDEA OF EDUC	4E06J	4E06J	4E06J	4E06J	4E06J	4E06J	4E06J	4E06J	4E06J	4E06J	4E06J	
11330		P'IDEA OF SX RLS	4E06K	4E06K	4E06K	4E06K	4E06K	4E06K	4E06K	4E06K	4E06K	4E06K	4E06K	
11340		P'IDEA OF ECLOGY	4E06L	4E06L	4E06L	4E06L	4E06L	4E06L	4E06L	4E06L	4E06L	4E06L	4E06L	
11350		P'IDEA OF RCL IS	4E06M	4E06M	4E06M	4E06M	4E06M	4E06M	4E06M	4E06M	4E06M	4E06M	4E06M	
11360		P'IDEA OF RLGIION	4E06N	4E06N	4E06N	4E06N	4E06N	4E06N	4E06N	4E06N	4E06N	4E06N	4E06N	
11370		P'IDEA OF PLTICS	4E06O	4E06O	4E06O	4E06O	4E06O	4E06O	4E06O	4E06O	4E06O	4E06O	4E06O	
13150		FAM+REL GD/CHILD												
13160		FAM+REL GD/PARNT												
13170		FAM+REL GD/GRPNT												
13180		FAM+REL,R LIK/PT												
19530		3MO/DLY ARG PRNT												
21800	211	PRNT SUPRV PARTY	5E06A	5E06A	5E07A	5E07A	5E07A	5E07A	5E07A	5E07A	5E07A	5E07A	5E07A	5E07A
21810	211	PRNT SUPRV DATES	5E06B	5E06B	5E07B	5E07B	5E07B	5E07B	5E07B	5E07B	5E07B	5E07B	5E07B	5E07B
21820	211	PRNT SUPRV DRESS	5E06C	5E06C	5E07C	5E07C	5E07C	5E07C	5E07C	5E07C	5E07C	5E07C	5E07C	5E07C
21830	212	PRNT SUPRV MONEY	5E06D	5E06D	5E07D	5E07D	5E07D	5E07D	5E07D	5E07D	5E07D	5E07D	5E07D	5E07D
21840	212	PRNT SUPRV EVENG	5E06E	5E06E	5E07E	5E07E	5E07E	5E07E	5E07E	5E07E	5E07E	5E07E	5E07E	5E07E
21850	212	PRNT SUPRV HOMWK	5E06F	5E06F	5E07F	5E07F	5E07F	5E07F	5E07F	5E07F	5E07F	5E07F	5E07F	5E07F
21860	212	PRN SUPRV COURSE	5E06G	5E06G	5E07G	5E07G	5E07G	5E07G	5E07G	5E07G	5E07G	5E07G	5E07G	5E07G
21870	212	PRNT SUPRV WORK	5E06H	5E06H	5E07H	5E07H	5E07H	5E07H	5E07H	5E07H	5E07H	5E07H	5E07H	5E07H
21880	213	PRN SUPR TV QNTY	5E06I	5E06I	5E07I	5E07I	5E07I	5E07I	5E07I	5E07I	5E07I	5E07I	5E07I	5E07I
21890	213	PRN SUPR TV QLTY	5E06J	5E06J	5E07J	5E07J	5E07J	5E07J	5E07J	5E07J	5E07J	5E07J	5E07J	5E07J
25180	222	#X PRNT CHK HMWK				6A09A	6A08A	6A08A	6A08A	6A08A	6A08A	6A08A	6A08A	6A08A
25190	222	#X PRNT HLP HMWK				6A09B	6A08B	6A08B	6A08B	6A08B	6A08B	6A08B	6A08B	6A08B
25200	222	#X PRNT GV CHORE				6A09C	6A08C	6A08C	6A08C	6A08C	6A08C	6A08C	6A08C	6A08C
25210	222	#X PRNT LIMIT TV				6A09D	6A08D	6A08D	6A08D	6A08D	6A08D	6A08D	6A08D	6A08D
25220	222	#X PRNT LMT OUT				6A09E	6A08E	6A08E	6A08E	6A08E	6A08E	6A08E	6A08E	6A08E
25810	172	PRT #HR PREF WRK					4D01B	4D01B	4D01B	4D01B	4D01B	4D01B	4D01B	4D01B

M04: INTERPERSONAL RELATIONSHIPS. Friendships (See also Q03)

01320	38	SAT OWN FRIENDS	1A006F	1A006F	1A006F	1A006F	1A006F	1A006F	1A006F	1A006F	1A006F	1A006F	1A006F	1A006F
01450	40	IMP STRG FRDSHP	1A007E	1A007E	1A007E	1A007E	1A007E	1A007E	1A007E	1A007E	1A007E	1A007E	1A007E	1A007E
05920	97	DALY VIST W/FRDS	2A02K	2A02K	2A02K	2A02K	2A02K	2A02K	2A02K	2A02K	2A02K	2A02K	2A02K	2A02K
05920	218	DALY VIST W/FRDS		6A02G	6A02G	6A02G	6A02G	6A02G	6A02G	6A02G*	6A02G	6A02G	6A02G	6A02G
10170	161	JOB IMPC MK FRND	4A08I	4A08I	4A08I	4A08I	4A08I	4A08I	4A08I	4A08I	4A08I	4A08I	4A08I	4A08I

M05: INTERPERSONAL RELATIONSHIPS. Community at large

01480	40	IMP LDR COMUNITY	1A007H	1A007H	1A007H	1A007H	1A007H	1A007H	1A007H	1A007H	1A007H	1A007H	1A007H	1A007H
10290	163	JOB IMPC CNTC PL	4A08U	4A08U	4A08U	4A08U	4A08U	4A08U	4A08U	4A08U	4A08U	4A08U	4A08U	4A08U
13590	150	STS SCH LDS STU	3E06B	3E06B	3E06B	3E06B	3E06B	3E06B	3E06B	3E06B	3E06B	3E06B	3E06B	3E06B
21600	174	JOB-DIF SOC BKGD	4D06D	4D06D	4D06D	4D06D	4D06D	4D06D	4D06D	4D06D	4D06D	4D06D	4D06D	4D06D
21730		IDEA PARENTS GRP												
21740		#FRNDS PRNTS GRP												
21750		OWN PRNTS IN GRP												
21760		GP IMPCT OWN FLG												
21770		GP CHG RELP PRNT												
21780		#FRNDS ANTIDG GP												
21790		EVN IN ANTIDG GP												

M06: INTERPERSONAL RELATIONSHIPS. Children

N01: RACE RELATIONS. Preferred interracial contact

08110	132	DES FRND OTH RC	3A07A	3A07A	3A07A	3A07A	3A07A	3A07A	3A07A	3A07A	3A07A	3A07A	3A07A	3A07A
08120	132	DES SUPRV DIF RC	3A07B	3A07B	3A07B	3A07B	3A07B	3A07B	3A07B	3A07B	3A07B	3A07B	3A07B	3A07B
08130	132	DES FAM NX DF RC	3A07C	3A07C	3A07C	3A07C	3A07C	3A07C	3A07C	3A07C	3A07C	3A07C	3A07C	3A07C
08140	132	DES CHL FD SM RC	3A07D	3A07D	3A07D	3A07D	3A07D	3A07D	3A07D	3A07D	3A07D	3A07D	3A07D	3A07D
08150	133	DES CHL FD OT RC	3A07E	3A07E	3A07E	3A07E	3A07E	3A07E	3A07E	3A07E	3A07E	3A07E	3A07E	3A07E
08160	133	DES AL WKS SM RC	3A08A	3A08A	3A08A	3A08A	3A08A	3A08A	3A08A	3A08A	3A08A	3A08A	3A08A	3A08A
08170	133	DES SO WKS DF RC	3A08B	3A08B	3A08B	3A08B	3A08B	3A08B	3A08B	3A08B	3A08B	3A08B	3A08B	3A08B
08180	133	DES MS WKS DF RC	3A08C	3A08C	3A08C	3A08C	3A08C	3A08C	3A08C	3A08C	3A08C	3A08C	3A08C	3A08C
08190	133	DES AL NGB SM RC	3A09A	3A09A	3A09A	3A09A	3A09A	3A09A	3A09A	3A09A	3A09A	3A09A	3A09A	3A09A
08200	133	DES SO NGB OT RC	3A09B	3A09B	3A09B	3A09B	3A09B	3A09B	3A09B	3A09B	3A09B	3A09B	3A09B	3A09B
08210	133	DES MS NGB OT RC	3A09C	3A09C	3A09C	3A09C	3A09C	3A09C	3A09C	3A09C	3A09C	3A09C	3A09C	3A09C
08220	134	DES AL CHL SM RC	3A10A	3A10A	3A10A	3A10A	3A10A	3A10A	3A10A	3A10A	3A10A	3A10A	3A10A	3A10A
08230	134	DES SM CHL OT RC	3A10B	3A10B	3A10B	3A10B	3A10B	3A10B	3A10B	3A10B	3A10B	3A10B	3A10B	3A10B
08240	134	DES MS CHL OT RC	3A10C	3A10C	3A10C	3A10C	3A10C	3A10C	3A10C	3A10C	3A10C	3A10C	3A10C	3A10C

N02: RACE RELATIONS. Attitudes toward discrimination

01520	41	IMP CRRCT INEQUL	1A007L	1A007L	1A007L	1A007L	1A007L	1A007L	1A007L	1A007L	1A007L	1A007L	1A007L	1A007L
10380	165	JOB OBSTC RACE	4A13C	4A13C	4A13C	4A13C	4A13C	4A13C	4A13C	4A13C	4A13C	4A13C	4A13C	4A13C
11190	181	MLTRY DSCRM BLKS	4E04	4E04	4E04	4E04	4E04	4E04	4E04	4E04	4E04	4E04	4E04	4E04
11350		P'IDEA OF RCL IS	4E06M	4E06M	4E06M	4E06M	4E06M	4E06M	4E06M	4E06M	4E06M	4E06M	4E06M	4E06M
11710	186	WR/NT RACE RELTN	5A03F	5A03F	5A03F	5A03F	5A03F	5A03F	5A03F	5A03F	5A03F	5A03F	5A03F	5A03F
11950	190	B/W RLTNB WRSE	5A08	5A08	5A08	5A08	5A08	5A08	5A08	5A08	5A08	5A08	5A08	5A08
12100	192	MNRTY NT MY BSNS	5A18D	5A18D	5A18D	5A18D	5A18D	5A18D	5A18D	5A18D	5A18D	5A18D	5A18D	5A18D

*=item text changed from previous year

[illegible]

N02: RACE RELATIONS. Attitudes toward discrimination (continued)

[illegible]

N03: RACE RELATIONS. Actual interracial contacts

[illegible]

001: CONCERN FOR OTHERS. Attitudes regarding social service, charitable activism

[illegible]

002: CONCERN FOR OTHERS. Involvement in community, altruistic activities

[illegible]

003: CONCERN FOR OTHERS. Concern with the problems of others

05990	98	US 2 MUCH PROFIT	2A03A	2A03A	2A03A	2A03A	2A03A	2A03A	2A03A	2A03A	2A03A	2A03A	2A03A	2A03A
08040	131	EAT DIF->FD STRV	3A04E	3A04E	3A04E	3A04E	3A04E	3A04E	3A04E	3A04E	3A04E	3A04E	3A04E	3A04E
09840		GVNG FOOD O CNTY	3E05											
12070	191	WRRY ABT OW CTRY	5A18A	5A18A	5A18A	5A18A	5A18A	5A18A	5A18A	5A18A	5A18A	5A18A	5A18A	5A18A
12080	192	BTRR IF CTZ WRLD	5A18B	5A18B	5A18B	5A18B	5A18B	5A18B	5A18B	5A18B	5A18B	5A18B	5A18B	5A18B
12090	192	-SYMP TWD STARVG	5A18C	5A18C	5A18C	5A18C	5A18C	5A18C	5A18C	5A18C	5A18C	5A18C	5A18C	5A18C
12100	192	MNRTY NT MY BSNS	5A18D	5A18D	5A18D	5A18D	5A18D	5A18D	5A18D	5A18D	5A18D	5A18D	5A18D	5A18D
12110	192	UPST PL TR -FAIR	5A18E	5A18E	5A18E	5A18E	5A18E	5A18E	5A18E	5A18E	5A18E	5A18E	5A18E	5A18E
12120	192	HELPS POOR W MY \$	5A18F	5A18F	5A18F	5A18F	5A18F	5A18F	5A18F	5A18F	5A18F	5A18F	5A18F	5A18F
12130	192	-MY PRB OT ND HP	5A18G	5A18G	5A18G	5A18G	5A18G	5A18G	5A18G	5A18G	5A18G	5A18G	5A18G	5A18G
12140	193	RB CHNG ETG HABT	5A18H	5A18H	5A18H	5A18H	5A18H	5A18H	5A18H	5A18H	5A18H	5A18H	5A18H	5A18H
16430		SAT EVG CAR POOL			2E05A									
16440		SAT EAT<BEEF>GRN			2E05B									
19470		EAT<FD,>OWN CITY				5E08A								
19480		EAT<FD,>NRBY STT				5E08B								
19490		EAT<FD,>DIF REGN				5E08C								
19500		EAT<FD,>ASIAN CN				5E08D								

P01: HAPPINESS. Happiness: satisfaction with life and self

[illegible]

Item Refer- ence Number	Page Loc. in this Volume	ITEM DESCRIPTION (ABBREVIATED)	QUESTIONNAIRE LOCATION BY YEAR (FORM, SECTION, AND QUESTION NUMBER)											
			1988	1989	1990	1991	1992	1993	1994	1995	1996	1997	1998	1999

N02: RACE RELATIONS. Attitudes toward discrimination (continued)

12220	194	CTB TO MNRTY GRP	5A20C	5A20C	5A20C	5A20C	5A20C	5A20C	5A20C	5A20C	5A20C	5A20C	5A20C	5A20C
-------	-----	------------------	-------	-------	-------	-------	-------	-------	-------	-------	-------	-------	-------	-------

N03: RACE RELATIONS. Actual interracial contacts

08250	134	FRNDS AL OT RC	3A11	3A11	3A11	3A11	3A11	3A11	3A11	3A11	3A11	3A11	3A11	3A11
08260	134	NGBHD AL OT RC	3A12	3A12	3A12	3A12	3A12	3A12	3A12	3A12	3A12	3A12	3A12	3A12
08270	134	ELEMSCH AL OT RC	3A13	3A13	3A13	3A13	3A13	3A13	3A13	3A13	3A13	3A13	3A13	3A13
08280	134	HISCH AL OT RC	3A14	3A14	3A14	3A14	3A14	3A14	3A14	3A14	3A14	3A14	3A14	3A14
08290	135	WRKRS AL OT RC	3A15	3A15	3A15	3A15	3A15	3A15	3A15	3A15	3A15	3A15	3A15	3A15
08300	135	DO LOT THG OT RC	3A16	3A16	3A16	3A16	3A16	3A16	3A16	3A16	3A16	3A16	3A16	3A16
08310	135	VRY GD EXP OT RC	3A17	3A17	3A17	3A17	3A17	3A17	3A17	3A17	3A17	3A17	3A17	3A17
11890	189	RCL CNTCT SCHOOL	5A07A	5A07A	5A07A	5A07A	5A07A	5A07A	5A07A	5A07A	5A07A	5A07A	5A07A	5A07A
11900	189	RCL CNTCT NGHBD	5A07B	5A07B	5A07B	5A07B	5A07B	5A07B	5A07B	5A07B	5A07B	5A07B	5A07B	5A07B
11910	189	RCL CNTCT CHURCH	5A07C	5A07C	5A07C	5A07C	5A07C	5A07C	5A07C	5A07C	5A07C	5A07C	5A07C	5A07C
11920	189	RCL CNTCT SPORTS	5A07D	5A07D	5A07D	5A07D	5A07D	5A07D	5A07D	5A07D	5A07D	5A07D	5A07D	5A07D
11930	189	RCL CNTCT CLUBS	5A07E	5A07E	5A07E	5A07E	5A07E	5A07E	5A07E	5A07E	5A07E	5A07E	5A07E	5A07E
11940	189	RCL CNTCT JOB	5A07F	5A07F	5A07F	5A07F	5A07F	5A07F	5A07F	5A07F	5A07F	5A07F	5A07F	5A07F

O01: CONCERN FOR OTHERS. Attitudes regarding social service, charitable activism

01470	40	IMP CNTRBTN SOC	1A007G	1A007G	1A007G	1A007G	1A007G	1A007G	1A007G	1A007G	1A007G	1A007G	1A007G	1A007G
01520	41	IMP CRRCT INEQL	1A007L	1A007L	1A007L	1A007L	1A007L	1A007L	1A007L	1A007L	1A007L	1A007L	1A007L	1A007L
10130	161	JOB IMPC HLP OTH	4A08E	4A08E	4A08E	4A08E	4A08E	4A08E	4A08E	4A08E	4A08E	4A08E	4A08E	4A08E
10190	162	JOB IMPC W RTHWLE	4A08K	4A08K	4A08K	4A08K	4A08K	4A08K	4A08K	4A08K	4A08K	4A08K	4A08K	4A08K
11860	188	PLC WRK SOC SVCS	5A05G	5A05G	5A05G	5A05G	5A05G	5A05G	5A05G	5A05G	5A05G	5A05G	5A05G	5A05G

O02: CONCERN FOR OTHERS. Involvement in community, altruistic activities

05860	96	DALY CMNTY AFFRS	2A02E	2A02E	2A02E	2A02E	2A02E	2A02E	2A02E	2A02E	2A02E	2A02E	2A02E	2A02E
05860	217	DALY CMNTY AFFRS	6A02E	6A02E	6A02E	6A02E	6A02E	6A02E	6A02E*	6A02E	6A02E	6A02E	6A02E	6A02E
12200	194	CTB TO UNTD FUND	5A20A	5A20A	5A20A	5A20A	5A20A	5A20A	5A20A	5A20A	5A20A	5A20A	5A20A	5A20A
12210	194	CTB TO INTL RELF	5A20B	5A20B	5A20B	5A20B	5A20B	5A20B	5A20B	5A20B	5A20B	5A20B	5A20B	5A20B
12220	194	CTB TO MNRTY GRP	5A20C	5A20C	5A20C	5A20C	5A20C	5A20C	5A20C	5A20C	5A20C	5A20C	5A20C	5A20C
12230	195	CTB TO RELGS ORG	5A20D	5A20D	5A20D	5A20D	5A20D	5A20D	5A20D	5A20D	5A20D	5A20D	5A20D	5A20D
12240	195	CTB TO PLTCL PTY	5A20E	5A20E	5A20E	5A20E	5A20E	5A20E	5A20E	5A20E	5A20E	5A20E	5A20E	5A20E
12250	195	CTB TO CTZN LBBY	5A20F	5A20F	5A20F	5A20F	5A20F	5A20F	5A20F	5A20F	5A20F	5A20F	5A20F	5A20F
12260	195	CTB TO VS DISEAS	5A20G	5A20G	5A20G	5A20G	5A20G	5A20G	5A20G	5A20G	5A20G	5A20G	5A20G	5A20G
12270	195	CTB TO POP PRBMS	5A20H	5A20H	5A20H	5A20H	5A20H	5A20H	5A20H	5A20H	5A20H	5A20H	5A20H	5A20H
12280	195	CTB TO ENVIR PBM	5A20I	5A20I	5A20I	5A20I	5A20I	5A20I	5A20I	5A20I	5A20I	5A20I	5A20I	5A20I

O03: CONCERN FOR OTHERS. Concern with the problems of others

05990	98	US 2 MUCH PROFIT	2A03A	2A03A	2A03A	2A03A	2A03A	2A03A	2A03A	2A03A	2A03A	2A03A	2A03A	2A03A
08040	131	EAT DIF->FD STRV	3A04E	3A04E	3A04E	3A04E	3A04E	3A04E	3A04E	3A04E	3A04E	3A04E	3A04E	3A04E
09840		GVNG FOOD O CNTY												
12070	191	WRRY ABT OW CTRY	5A18A	5A18A	5A18A	5A18A	5A18A	5A18A	5A18A	5A18A	5A18A	5A18A	5A18A	5A18A
12080	192	BTTR IF CTZ WRLD	5A18B	5A18B	5A18B	5A18B	5A18B	5A18B	5A18B	5A18B	5A18B	5A18B	5A18B	5A18B
12090	192	-SYMP TWD STARVG	5A18C	5A18C	5A18C	5A18C	5A18C	5A18C	5A18C	5A18C	5A18C	5A18C	5A18C	5A18C
12100	192	MNRTY NT MY BSNS	5A18D	5A18D	5A18D	5A18D	5A18D	5A18D	5A18D	5A18D	5A18D	5A18D	5A18D	5A18D
12110	192	UPST PL TR -FAIR	5A18E	5A18E	5A18E	5A18E	5A18E	5A18E	5A18E	5A18E	5A18E	5A18E	5A18E	5A18E
12120	192	HELP POOR W MY \$	5A18F	5A18F	5A18F	5A18F	5A18F	5A18F	5A18F	5A18F	5A18F	5A18F	5A18F	5A18F
12130	192	-MY PRB OT ND HPY	5A18G	5A18G	5A18G	5A18G	5A18G	5A18G	5A18G	5A18G	5A18G	5A18G	5A18G	5A18G
12140	193	RB CHNG ETG HBT	5A18H	5A18H	5A18H	5A18H	5A18H	5A18H	5A18H	5A18H	5A18H	5A18H	5A18H	5A18H
16430		SAT EVB CAR POOL												
16440		SAT EAT<BEEF>GRN												
19470		EAT<FD,>OWN CITY												
19480		EAT<FD,>NRBY STT												
19490		EAT<FD,>DIF REGN												
19500		EAT<FD,>ASIAN CN												

P01: HAPPINESS. Happiness; satisfaction with life and self

01190	36	VRY HPY THS DAY	1A001	1A001	1A001	1A001	1A001	1A001	1A001	1A001	1A001	1A001	1A001	1A001
01190	96	VRY HPY THS DAYS	2A01	2A01	2A01	2A01	2A01	2A01	2A01	2A01	2A01	2A01	2A01	2A01
01190	129	VRY HPY THS DAYS	3A01	3A01	3A01	3A01	3A01	3A01	3A01	3A01	3A01	3A01	3A01	3A01
01190	158	VRY HPY THS DAYS	4A01	4A01	4A01	4A01	4A01	4A01	4A01	4A01	4A01	4A01	4A01	4A01
01190	186	VRY HPY THS DAYS	5A01	5A01	5A01	5A01	5A01	5A01	5A01	5A01	5A01	5A01	5A01	5A01
01340	38	SAT YOURSELF	1A006H	1A006H	1A006H	1A006H	1A006H	1A006H	1A006H	1A006H	1A006H	1A006H	1A006H	1A006H
01380	39	SAT LIFE AS WHL	1A006L	1A006L	1A006L	1A006L	1A006L	1A006L	1A006L	1A006L	1A006L	1A006L	1A006L	1A006L
06840	112	CMP SATFD W/LIFE	2D01	2D01	2D01	2D01	2D01	2D01	2D01	2D01	2D01	2D01	2D01	2D01
06840	144	CMP SATFD W/LIFE	3D01	3D01	3D01	3D01	3D01	3D01	3D01	3D01	3D01	3D01	3D01	3D01
06840		CMP SATFD W/LIFE	4D01	4D01	4D01	4D01	4D01	4D01	4D01	4D01	4D01	4D01	4D01	4D01
06840	196	CMP SATFD W/LIFE	5A21	5A21	5A21	5A21	5A21	5A21	5A21	5A21	5A21	5A21	5A21	5A21
06840	217	CMP SATFD W/LIFE	6A01	6A01	6A01	6A01	6A01	6A01	6A01	6A01	6A01	6A01	6A01	6A01
12620	114	SATISFD W MYSELF	2D05J	2D05J	2D04J	2D04J	2D06J	2D06J	2D06J	2D06J	2D06J	2D06J	2D06J	2D06J
12620	201	SATISFD W MYSELF	5D01H	5D01H	5D01H	5D01H	5D01H	5D01H	5D01H	5D01H	5D01H	5D01H	5D01H	5D01H
12620	238	SATISFD W MYSELF	6D01M	6D01M	6D01M	6D01M	6D01M	6D01M	6D01M	6D01M	6D01M	6D01M	6D01M	6D01M
23700	237	LIFE MEANINGLESS	6D01B	6D01B	6D01B	6D01B	6D01B	6D01B	6D01B	6D01B	6D01B	6D01B	6D01B	6D01B
23710	237	I ENJOY LIFE	6D01F	6D01F	6D01F	6D01F	6D01F	6D01F	6D01F	6D01F	6D01F	6D01F	6D01F	6D01F

*=item text changed from previous year

[illegible]

Item Reference Number	Page Loc. in this Volume	ITEM DESCRIPTION (ABBREVIATED)	QUESTIONNAIRE LOCATION BY YEAR (FORM, SECTION, AND QUESTION NUMBER)											
			1988	1989	1990	1991	1992	1993	1994	1995	1996	1997	1998	1999

P01: HAPPINESS. Happiness; satisfaction with life and self (continued)

23720	238	FUTURE HOPELESS		6D01J	6D01J	6D01J	6D01J	6D01J	6D01J	6D01J	6D01J	6D08J	6D08J	6D10J
23730	239	GOOD TO BE ALIVE		6D01O	6D01O	6D01O	6D01O	6D01O	6D01O	6D01O	6D01O	6D08O	6D08O	6D10O

P02: HAPPINESS. Satisfaction with specific life domains

01270	37	SAT PRESENT JOB	1A006A	1A006A	1A006A	1A006A	1A006A	1A006A	1A006A	1A006A	1A006A	1A006A	1A006A	1A006A
01280	37	SAT NEIGHBORHOD	1A006B	1A006B	1A006B	1A006B	1A006B	1A006B	1A006B	1A006B	1A006B	1A006B	1A006B	1A006B
01290	37	SAT PRSNL SAFTY	1A006C	1A006C	1A006C	1A006C	1A006C	1A006C	1A006C	1A006C	1A006C	1A006C	1A006C	1A006C
01300	38	SAT OWN PROP SF	1A006D	1A006D	1A006D	1A006D	1A006D	1A006D	1A006D	1A006D	1A006D	1A006D	1A006D	1A006D
01310	38	SAT EDUC EXPRNC	1A006E	1A006E	1A006E	1A006E	1A006E	1A006E	1A006E	1A006E	1A006E	1A006E	1A006E	1A006E
01320	38	SAT OWN FRIENDS	1A006F	1A006F	1A006F	1A006F	1A006F	1A006F	1A006F	1A006F	1A006F	1A006F	1A006F	1A006F
01330	38	SAT GT ALNG PRN	1A006G	1A006G	1A006G	1A006G	1A006G	1A006G	1A006G	1A006G	1A006G	1A006G	1A006G	1A006G
01350	38	SAT STD OF LVG	1A006I	1A006I	1A006I	1A006I	1A006I	1A006I	1A006I	1A006I	1A006I	1A006I	1A006I	1A006I
01360	39	SAT TIME FR THG	1A006J	1A006J	1A006J	1A006J	1A006J	1A006J	1A006J	1A006J	1A006J	1A006J	1A006J	1A006J
01370	39	SAT SPD LEISR	1A006K	1A006K	1A006K	1A006K	1A006K	1A006K	1A006K	1A006K	1A006K	1A006K	1A006K	1A006K
01400	39	SAT AMT OF FUN	1A006N	1A006N	1A006N	1A006N	1A006N	1A006N	1A006N	1A006N	1A006N	1A006N	1A006N	1A006N
10350	164	R THNK WK BE SAT	4A12	4A12	4A12	4A12	4A12	4A12	4A12	4A12	4A12	4A12	4A12	4A12
10910	173	CMP SATFD W/JOB	4D02	4D02	4D02	4D02B*	4D02C	4D02C	4D02C	4D02C	4D02C	4D02C	4D02C	4D02C

Q01: OTHER PERSONALITY VARIABLES. Attitudes about self, self-esteem

01190	36	VRY HPY THS DAY	1A001	1A001	1A001	1A001	1A001	1A001	1A001	1A001	1A001	1A001	1A001	1A001
01190	96	VRY HPY THS DAYS	2A01	2A01	2A01	2A01	2A01	2A01	2A01	2A01	2A01	2A01	2A01	2A01
01190	129	VRY HPY THS DAYS	3A01	3A01	3A01	3A01	3A01	3A01	3A01	3A01	3A01	3A01	3A01	3A01
01190	158	VRY HPY THS DAYS	4A01	4A01	4A01	4A01	4A01	4A01	4A01	4A01	4A01	4A01	4A01	4A01
01190	186	VRY HPY THS DAYS	5A01	5A01	5A01	5A01	5A01	5A01	5A01	5A01	5A01	5A01	5A01	5A01
01340	38	SAT YOURSELF	1A006H	1A006H	1A006H	1A006H	1A006H	1A006H	1A006H	1A006H	1A006H	1A006H	1A006H	1A006H
01400	39	SAT AMT OF FUN	1A006N	1A006N	1A006N	1A006N	1A006N	1A006N	1A006N	1A006N	1A006N	1A006N	1A006N	1A006N
06840	112	CMP SATFD W/LIFE	2D01	2D01	2D01	2D01	2D04	2D04	2D04	2D04	2D04	2D04	2D04	2D04
06840	144	CMP SATFD W/LIFE	3D01	3D01	3D01	3D01	3D01	3D01	3D01	3D01	3D01	3D01	3D01	3D01
06840		CMP SATFD W/LIFE	4D01	4D01	4D01	4D01								
06840	196	CMP SATFD W/LIFE	5A21	5A21	5A21	5A21	5A21	5A21	5A21	5A21	5A21	5A21	5A21	5A21
06840	217	CMP SATFD W/LIFE		6A01	6A01	6A01	6A01	6A01	6A01	6A01	6A01	6A01	6A01	6A01
06850	112	HOW GD AS SPOUSE	2D02A	2D02A	2D02A	2D02A	2D05A	2D05A	2D05A	2D05A	2D05A	2D05A	2D05A	2D05A
06860	112	HOW GD AS PARENT	2D02B	2D02B	2D02B	2D02B	2D05B	2D05B	2D05B	2D05B	2D05B	2D05B	2D05B	2D05B
06870	112	HOW GD AS WORKER	2D02C	2D02C	2D02C	2D02C	2D05C	2D05C	2D05C	2D05C	2D05C	2D05C	2D05C	2D05C
12550	113	POS ATT TWD SELF	2D05G	2D05G	2D04G	2D04G	2D06G	2D06G	2D06G	2D06G	2D06G	2D06G	2D06G	2D06G
12550	200	POS ATT TWD SELF	5D01A	5D01A	5D01A	5D01A	5D01A	5D01A	5D01A	5D01A	5D01A	5D01A	5D01A	5D01A
12550	237	POS ATT TWD SELF		6D01A	6D01A	6D01A	6D01A	6D01A	6D01A	6D01A	6D01A	6D01A	6D01A	6D01A
12570	113	AM PRSN OF WORTH	2D05H	2D05H	2D04H	2D04H	2D06H	2D06H	2D06H	2D06H	2D06H	2D06H	2D06H	2D06H
12570	200	AM PRSN OF WORTH	5D01C	5D01C	5D01C	5D01C	5D01C	5D01C	5D01C	5D01C	5D01C	5D01C	5D01C	5D01C
12570	237	AM PRSN OF WORTH		6D01E	6D01E	6D01E	6D01E	6D01E	6D01E	6D01E	6D01E	6D01E	6D01E	6D01E
12580	114	DO WELL AS OTHRS	2D05I	2D05I	2D04I	2D04I	2D06I	2D06I	2D06I	2D06I	2D06I	2D06I	2D06I	2D06I
12580	200	DO WELL AS OTHRS	5D01D	5D01D	5D01D	5D01D	5D01D	5D01D	5D01D	5D01D	5D01D	5D01D	5D01D	5D01D
12580	238	DO WELL AS OTHRS		6D01I	6D01I	6D01I	6D01I	6D01I	6D01I	6D01I	6D01I	6D01I	6D01I	6D01I
12620	114	SATISFD W MYSELF	2D05J	2D05J	2D04J	2D04J	2D06J	2D06J	2D06J	2D06J	2D06J	2D06J	2D06J	2D06J
12620	201	SATISFD W MYSELF	5D01H	5D01H	5D01H	5D01H	5D01H	5D01H	5D01H	5D01H	5D01H	5D01H	5D01H	5D01H
12620	238	SATISFD W MYSELF		6D01M	6D01M	6D01M	6D01M	6D01M	6D01M	6D01M	6D01M	6D01M	6D01M	6D01M
12660	114	-MUCH TO B PROUD	2D05K	2D05K	2D04K	2D04K	2D06K	2D06K	2D06K	2D06K	2D06K	2D06K	2D06K	2D06K
12660	201	-MUCH TO B PROUD	5D01L	5D01L	5D01L	5D01L	5D01L	5D01L	5D01L	5D01L	5D01L	5D01L	5D01L	5D01L
12660	237	-MUCH TO B PROUD		6D01D	6D01D	6D01D	6D01D	6D01D	6D01D	6D01D	6D01D	6D01D	6D01D	6D01D
12680	114	I AM NO GOOD	2D05L	2D05L	2D04L	2D04L	2D06L	2D06L	2D06L	2D06L	2D06L	2D06L	2D06L	2D06L
12680	202	I AM NO GOOD	5D01N	5D01N	5D01N	5D01N	5D01N	5D01N	5D01N	5D01N	5D01N	5D01N	5D01N	5D01N
12680	238	I AM NO GOOD		6D01H	6D01H	6D01H	6D01H	6D01H	6D01H	6D01H	6D01H	6D01H	6D01H	6D01H
12720	114	I DO WRONG THING	2D05M	2D05M	2D04M	2D04M	2D06M	2D06M	2D06M	2D06M	2D06M	2D06M	2D06M	2D06M
12720	202	I DO WRONG THING	5D01R	5D01R	5D01R	5D01R	5D01R	5D01R	5D01R	5D01R	5D01R	5D01R	5D01R	5D01R
12720	238	I DO WRONG THING		6D01L	6D01L	6D01L	6D01L	6D01L	6D01L	6D01L	6D01L	6D01L	6D01L	6D01L
12750	114	MY LIFE NT USEFL	2D05N	2D05N	2D04N	2D04N	2D06N	2D06N	2D06N	2D06N	2D06N	2D06N	2D06N	2D06N
12750	203	MY LIFE NT USEFL	5D01U	5D01U	5D01U	5D01U	5D01U	5D01U	5D01U	5D01U	5D01U	5D01U	5D01U	5D01U
12750	239	MY LIFE NT USEFL		6D01N	6D01N	6D01N	6D01N	6D01N	6D01N	6D01N	6D01N	6D01N	6D01N	6D01N
13950	203	EAGR TO LEAV HOM	5D01W	5D01W	5D01W	5D01W	5D01W	5D01W	5D01W	5D01W	5D01W	5D01W	5D01W	5D01W
13960	203	HEST PRT ADLT WL	5D01X	5D01X	5D01X	5D01X	5D01X	5D01X	5D01X	5D01X	5D01X	5D01X	5D01X	5D01X
23700	237	LIFE MEANINGLESS		6D01B	6D01B	6D01B	6D01B	6D01B	6D01B	6D01B	6D01B	6D08B	6D08B	6D10B
23710	237	I ENJOY LIFE		6D01F	6D01F	6D01F	6D01F	6D01F	6D01F	6D01F	6D01F	6D08F	6D08F	6D10F
23720	238	FUTURE HOPELESS		6D01J	6D01J	6D01J	6D01J	6D01J	6D01J	6D01J	6D01J	6D08J	6D08J	6D10J
23730	239	GOOD TO BE ALIVE		6D01O	6D01O	6D01O	6D01O	6D01O	6D01O	6D01O	6D01O	6D08O	6D08O	6D10O

Q02: OTHER PERSONALITY VARIABLES. Locus of control

01210	36	ENJOY FAST PACE	1A002B	1A002B	1A002B	1A002B	1A002B	1A002B	1A002B	1A002B	1A002B	1A002B	1A002B	1A002B
01220	36	THG CHG 2 QUICK	1A002C	1A002C	1A002C	1A002C	1A002C	1A002C	1A002C	1A002C	1A002C	1A002C	1A002C	1A002C
12560	200	LUCK-IMP HRD WRK	5D01B	5D01B	5D01B	5D01B	5D01B	5D01B	5D01B	5D01B	5D01B	5D01B	5D01B	5D01B
12590	200	TRY GT AHD,STOPD	5D01E	5D01E	5D01E	5D01E	5D01E	5D01E	5D01E	5D01E	5D01E	5D01E	5D01E	5D01E
12600	201	PLNNG MKS UNHPPY	5D01F	5D01F	5D01F	5D01F	5D01F	5D01F	5D01F	5D01F	5D01F	5D01F	5D01F	5D01F
12610	201	ACPT LIFE->HAPPR	5D01G	5D01G	5D01G	5D01G	5D01G	5D01G	5D01G	5D01G	5D01G	5D01G	5D01G	5D01G
12630	201	PPL LK ME -CHANC	5D01I	5D01I	5D01I	5D01I	5D01I	5D01I	5D01I	5D01I	5D01I	5D01I	5D01I	5D01I
12640	201	MY PLANS DO WORK	5D01J	5D01J	5D01J	5D01J	5D01J	5D01J	5D01J	5D01J	5D01J	5D01J	5D01J	5D01J
12700	202	PPL MASTER FATE	5D01P	5D01P	5D01P	5D01P	5D01P	5D01P	5D01P	5D01P	5D01P	5D01P	5D01P	5D01P
12740	203	PLANS->BTR RSLTS	5D01T	5D01T	5D01T	5D01T	5D01T	5D01T	5D01T	5D01T	5D01T	5D01T	5D01T	5D01T

*=item text changed from previous year

Item Refer- ence Number	Page Loc. in this Volume	ITEM DESCRIPTION (ABBREVIATED)	QUESTIONNAIRE LOCATION BY YEAR (FORM, SECTION, AND QUESTION NUMBER)											
			1976	1977	1978	1979	1980	1981	1982	1983	1984	1985	1986	1987

Q03: OTHER PERSONALITY VARIABLES. Loneliness

12650	201	OFTN FEEL LONELY		5D01K	5D01K	5D01K	5D01K	5D01K	5D01K	5D01K	5D01K	5D01K	5D01K	5D01K
12670	202	ALWYS SM1 HELP R		5D01M	5D01M	5D01M	5D01M	5D01M	5D01M	5D01M	5D01M	5D01M	5D01M	5D01M
12690	202	OFTN FL LEFT OUT		5D01O	5D01O	5D01O	5D01O	5D01O	5D01O	5D01O	5D01O	5D01O	5D01O	5D01O
12710	202	USLY SM1 TALK TO		5D01Q	5D01Q	5D01Q	5D01Q	5D01Q	5D01Q	5D01Q	5D01Q	5D01Q	5D01Q	5D01Q
12730	202	OFT WSH MOR FRND		5D01S	5D01S	5D01S	5D01S	5D01S	5D01S	5D01S	5D01S	5D01S	5D01S	5D01S
12760	203	USLY FRDS BE WTH		5D01V	5D01V	5D01V	5D01V	5D01V	5D01V	5D01V	5D01V	5D01V	5D01V	5D01V

Q04: OTHER PERSONALITY VARIABLES. Risk taking

07050	113	KICK DO DANGR TH	2D05E	2D05E	2D05E	2D05E	2D05E	2D05E	2D05E	2D05E	2D05E	2D05E	2D05E	2D05E
07050	238	KICK DO DANGR TH												
07060	113	LIKE RISK SOME X	2D05F	2D05F	2D05F	2D05F	2D05F	2D05F	2D05F	2D05F	2D05F	2D05F	2D05F	2D05F
07060	238	LIKE RISK SOME X												

Q05: OTHER PERSONALITY VARIABLES. Trust in others

01550	41	PPL CAN B TRSTD	1A008	1A008	1A008	1A008	1A008	1A008	1A008	1A008	1A008	1A008	1A008	1A008
01560	41	PPL TRY B HLPFL	1A009	1A009	1A009	1A009	1A009	1A009	1A009	1A009	1A009	1A009	1A009	1A009
01570	41	PPL TRY BE FAIR	1A010	1A010*	1A010	1A010	1A010	1A010	1A010	1A010	1A010	1A010	1A010	1A010

Q06: OTHER PERSONALITY VARIABLES. (Changed to subject areas T01-T04)**Q07: OTHER PERSONALITY VARIABLES. Importance placed on various life goals**

01410	39	IMP B SUCCSS WK	1A007A	1A007A	1A007A	1A007A	1A007A	1A007A	1A007A	1A007A	1A007A	1A007A	1A007A	1A007A
01420	40	IMP GD MRRG&FAM	1A007B	1A007B	1A007B	1A007B	1A007B	1A007B	1A007B	1A007B	1A007B	1A007B	1A007B	1A007B
01430	40	IMP LOTS OF \$	1A007C	1A007C	1A007C	1A007C	1A007C	1A007C	1A007C	1A007C	1A007C	1A007C	1A007C	1A007C
01440	40	IMP TM RCRN&HBY	1A007D	1A007D	1A007D	1A007D	1A007D	1A007D	1A007D	1A007D	1A007D	1A007D	1A007D	1A007D
01450	40	IMP STRG FRDSHP	1A007E	1A007E	1A007E	1A007E	1A007E	1A007E	1A007E	1A007E	1A007E	1A007E	1A007E	1A007E
01460	40	IMP STEADY WORK	1A007F	1A007F	1A007F	1A007F	1A007F	1A007F	1A007F	1A007F	1A007F	1A007F	1A007F	1A007F
01470	40	IMP CNTRBTN SOC	1A007G	1A007G	1A007G	1A007G	1A007G	1A007G	1A007G	1A007G	1A007G	1A007G	1A007G	1A007G
01480	40	IMP LDR COMUNITY	1A007H	1A007H	1A007H	1A007H	1A007H	1A007H	1A007H	1A007H	1A007H	1A007H	1A007H	1A007H
01490	40	IMP CHLD BTR OP	1A007I	1A007I	1A007I	1A007I	1A007I	1A007I	1A007I	1A007I	1A007I	1A007I	1A007I	1A007I
01500	41	IMP LIV CLS PRN	1A007J	1A007J	1A007J	1A007J	1A007J	1A007J	1A007J	1A007J	1A007J	1A007J	1A007J	1A007J
01510	41	IMP GT AWY AREA	1A007K	1A007K	1A007K	1A007K	1A007K	1A007K	1A007K	1A007K	1A007K	1A007K	1A007K	1A007K
01520	41	IMP CRRCT INEQL	1A007L	1A007L	1A007L	1A007L	1A007L	1A007L	1A007L	1A007L	1A007L	1A007L	1A007L	1A007L
01530	41	IMP NEW XPRNCE	1A007M	1A007M	1A007M	1A007M	1A007M	1A007M	1A007M	1A007M	1A007M	1A007M	1A007M	1A007M
01540	41	IMP FND PRPS LF	1A007N	1A007N	1A007N	1A007N	1A007N	1A007N	1A007N	1A007N	1A007N	1A007N	1A007N	1A007N
10450	166	JOB OBSTC -WK HD	4A13J	4A13J	4A13J	4A13J	4A13J	4A13J	4A13J	4A13J	4A13J	4A13J	4A13J	4A13J

Q08: OTHER PERSONALITY VARIABLES. Social, political, cultural orientation

06330	103	INTEREST IN GOVT	2A11	2A11	2A11	2A11	2A11	2A11	2A11	2A11	2A11	2A11	2A11	2A11
06330		INTEREST IN GOVT	3E01	3E01	3E01	3E01	3E01	3E01	3E01	3E01	3E01	3E01	3E01	3E01
06330	168	INTEREST IN GOVT	4A18	4A18	4A18	4A18	4A18	4A18	4A18	4A18	4A18	4A18	4A18	4A18
06330	194	INTEREST IN GOVT	5A19	5A19	5A19	5A19	5A19	5A19	5A19	5A19	5A19	5A19	5A19	5A19
06880		THK ABT SOC ISSU	2D03	2D03	2D03	2D03	2D03	2D03	2D03	2D03	2D03	2D03	2D03	2D03
06880	129	THK ABT SOC ISSU	3A02	3A02	3A02	3A02	3A02	3A02	3A02	3A02	3A02	3A02	3A02	3A02
06880	158	THK ABT SOC ISSU	4A05	4A05	4A05	4A05	4A05	4A05	4A05	4A05	4A05	4A05	4A05	4A05
06880	186	THK ABT SOC ISSU	5A02	5A02	5A02	5A02	5A02	5A02	5A02	5A02	5A02	5A02	5A02	5A02
07010	112	2MCH COMPTN SCTY	2D05A	2D05A	2D05A	2D05A	2D05A	2D05A	2D05A	2D05A	2D05A	2D05A	2D05A	2D05A
07020	113	2MANY YNG SLOPPY	2D05B	2D05B	2D05B	2D05B	2D05B	2D05B	2D05B	2D05B	2D05B	2D05B	2D05B	2D05B
07030	113	2MUCH HARD ROCK	2D05C	2D05C	2D05C	2D05C	2D05C	2D05C	2D05C	2D05C	2D05C	2D05C	2D05C	2D05C
07040	113	SHD DO OWN THING	2D05D	2D05D	2D05D	2D05D	2D05D	2D05D	2D05D	2D05D	2D05D	2D05D	2D05D	2D05D
07040	237	SHD DO OWN THING												
07630	86	R LIKES SCHOOL	1D001	1D001	1D001	1D001	1D001	1D001	1D001	1D001	1D001	1D001	1D001	1D001
07630	124	R LIKES SCHOOL	2E02	2E06	2E06	2E08	2E09	2E09	2E12	2E12	2E12	2E12	2E12	2E12
07630		R LIKES SCHOOL	3E08	3E07	3E07	3E07	3E07	3E07						
07630		R LIKES SCHOOL	4E10											
07630		R LIKES SCHOOL	5E04	5E05	5E05	5E03	5E05							
10460	166	JOB OBSTC -CONFM	4A13K	4A13K	4A13K	4A13K	4A13K	4A13K	4A13K	4A13K	4A13K	4A13K	4A13K	4A13K
17570		PPL SHD CONFORM												
17580		PPL SHD LV HRMNY				5E02B								
17590		PPL SHD B FRANK				5E02C								
17600		PPL SHD THK FREE				5E02D								
17610		PPL SHD B INDPNT				5E02E								

Q09: OTHER PERSONALITY VARIABLES. Hostility

19530		3MO/DLY ARG PRNT				2E08A	2E08A	2E07A	2E07A	2E07A	2E07A	2E07A		
19540		3MO/DLY ARG AUTH				2E08B	2E08B	2E07B	2E07B	2E07B	2E07B	2E07B		
19550		3MO/DLY MAD				2E08C	2E08C	2E07C	2E07C	2E07C	2E07C	2E07C		
19560		3MO/DLY MAD,SMH				2E08D	2E08D	2E07D	2E07D	2E07D	2E07D	2E07D		
19570		3MO/DLY WANT FGT				2E08E	2E08E	2E07E	2E07E	2E07E	2E07E	2E07E		
19580		3MO/DLY DID FGHT				2E08F	2E08F	2E07F	2E07F	2E07F	2E07F	2E07F		

R01: BACKGROUND. Age, sex, race, and marital status

00010	16	R'S BIRTH YEAR	1C01	1C01*	1C01*	1C01*	1C01*	1C01	1C01*	1C01	1C01*	1C01	1C01*	1C01
-------	----	----------------	------	-------	-------	-------	-------	------	-------	------	-------	------	-------	------

* = item text changed from previous year

Item Refer- ence Number	Page Loc. in this Volume	ITEM DESCRIPTION (ABBREVIATED)	QUESTIONNAIRE LOCATION BY YEAR (FORM, SECTION, AND QUESTION NUMBER)											
			1988	1989	1990	1991	1992	1993	1994	1995	1996	1997	1998	1999

Q03: OTHER PERSONALITY VARIABLES. Loneliness

12650	201	OFTN FEEL LONELY	5D01K	5D01K	5D01K	5D01K	5D01K	5D01K	5D01K	5D01K	5D01K	5D01K	5D01K	5D01K
12670	202	ALWYS SM1 HELP R	5D01M	5D01M	5D01M	5D01M	5D01M	5D01M	5D01M	5D01M	5D01M	5D01M	5D01M	5D01M
12690	202	OFTN FL LEFT OUT	5D01O	5D01O	5D01O	5D01O	5D01O	5D01O	5D01O	5D01O	5D01O	5D01O	5D01O	5D01O
12710	202	USLY SM1 TALK TO	5D01Q	5D01Q	5D01Q	5D01Q	5D01Q	5D01Q	5D01Q	5D01Q	5D01Q	5D01Q	5D01Q	5D01Q
12730	202	OFT WSH MOR FRND	5D01S	5D01S	5D01S	5D01S	5D01S	5D01S	5D01S	5D01S	5D01S	5D01S	5D01S	5D01S
12760	203	USLY FRDS BE WTH	5D01V	5D01V	5D01V	5D01V	5D01V	5D01V	5D01V	5D01V	5D01V	5D01V	5D01V	5D01V

Q04: OTHER PERSONALITY VARIABLES. Risk taking

07050	113	KICK DO DANGR TH	2D05E	2D05E	2D04E	2D04E	2D06E	2D06E	2D06E	2D06E	2D06E	2D06E	2D06E	2D06E
07050	238	KICK DO DANGR TH		6D01G	6D01G	6D01G	6D01G	6D01G	6D01G	6D01G	6D01G	6D08G	6D08G	6D10G
07060	113	LIKE RISK SOME X	2D05F	2D05F	2D04F	2D04F	2D06F	2D06F	2D06F	2D06F	2D06F	2D06F	2D06F	2D06F
07060	238	LIKE RISK SOME X		6D01K	6D01K	6D01K	6D01K	6D01K	6D01K	6D01K	6D01K	6D08K	6D08K	6D10K

Q05: OTHER PERSONALITY VARIABLES. Trust in others

01550	41	PPL CAN B TRSTD	1A008	1A008	1A008	1A008	1A008	1A008	1A008	1A008	1A008	1A008	1A008	1A008
01560	41	PPL TRY B HLPFL	1A009	1A009	1A009	1A009	1A009	1A009	1A009	1A009	1A009	1A009	1A009	1A009
01570	41	PPL TRY BE FAIR	1A010	1A010	1A010	1A010	1A010	1A010	1A010	1A010	1A010	1A010	1A010	1A010

Q06: OTHER PERSONALITY VARIABLES. (Changed to subject areas T01-T04)

Q07: OTHER PERSONALITY VARIABLES. Importance placed on various life goals

01410	39	IMP B SUCCSS WK	1A007A	1A007A	1A007A	1A007A	1A007A	1A007A	1A007A	1A007A	1A007A	1A007A	1A007A	1A007A
01420	40	IMP GD MRRG&FAM	1A007B	1A007B	1A007B	1A007B	1A007B	1A007B	1A007B	1A007B	1A007B	1A007B	1A007B	1A007B
01430	40	IMP LOTS OF \$	1A007C	1A007C	1A007C	1A007C	1A007C	1A007C	1A007C	1A007C	1A007C	1A007C	1A007C	1A007C
01440	40	IMP TM RCRN&HBY	1A007D	1A007D	1A007D	1A007D	1A007D	1A007D	1A007D	1A007D	1A007D	1A007D	1A007D	1A007D
01450	40	IMP STRG FRDSHP	1A007E	1A007E	1A007E	1A007E	1A007E	1A007E	1A007E	1A007E	1A007E	1A007E	1A007E	1A007E
01460	40	IMP STEADY WORK	1A007F	1A007F	1A007F	1A007F	1A007F	1A007F	1A007F	1A007F	1A007F	1A007F	1A007F	1A007F
01470	40	IMP CNTRBTN SOC	1A007G	1A007G	1A007G	1A007G	1A007G	1A007G	1A007G	1A007G	1A007G	1A007G	1A007G	1A007G
01480	40	IMP LDR COMUNITY	1A007H	1A007H	1A007H	1A007H	1A007H	1A007H	1A007H	1A007H	1A007H	1A007H	1A007H	1A007H
01490	40	IMP CHLD BTR OP	1A007I	1A007I	1A007I	1A007I	1A007I	1A007I	1A007I	1A007I	1A007I	1A007I	1A007I	1A007I
01500	41	IMP LIV CLS PRN	1A007J	1A007J	1A007J	1A007J	1A007J	1A007J	1A007J	1A007J	1A007J	1A007J	1A007J	1A007J
01510	41	IMP GT AWY AREA	1A007K	1A007K	1A007K	1A007K	1A007K	1A007K	1A007K	1A007K	1A007K	1A007K	1A007K	1A007K
01520	41	IMP CRRCT INEQL	1A007L	1A007L	1A007L	1A007L	1A007L	1A007L	1A007L	1A007L	1A007L	1A007L	1A007L	1A007L
01530	41	IMP NEW XPRNCE	1A007M	1A007M	1A007M	1A007M	1A007M	1A007M	1A007M	1A007M	1A007M	1A007M	1A007M	1A007M
01540	41	IMP FND PRPS LF	1A007N	1A007N	1A007N	1A007N	1A007N	1A007N	1A007N	1A007N	1A007N	1A007N	1A007N	1A007N
10450	166	JOB OBSTC -WK HD	4A13J	4A13J	4A13J	4A13J	4A13J	4A13J	4A13J	4A13J	4A13J	4A13J	4A13J	4A13J

Q08: OTHER PERSONALITY VARIABLES. Social, political, cultural orientation

06330	103	INTEREST IN GOVT	2A11	2A11	2A11	2A11	2A11	2A11	2A11	2A11	2A11	2A11	2A11	2A11
06330		INTEREST IN GOVT												
06330	168	INTEREST IN GOVT	4A18	4A18	4A18	4A18	4A18	4A18	4A18	4A18	4A18	4A18	4A18	4A18
06330	194	INTEREST IN GOVT	5A19	5A19	5A19	5A19	5A19	5A19	5A19	5A19	5A19	5A19	5A19	5A19
06880		THK ABT SOC ISSU	2D03	2D03	2D03	2D03	2D03	2D03	2D03	2D03	2D03	2D03	2D03	2D03
06880	129	THK ABT SOC ISSU	3A02	3A02	3A02	3A02	3A02	3A02	3A02	3A02	3A02	3A02	3A02	3A02
06880	158	THK ABT SOC ISSU	4A05	4A05	4A05	4A05	4A05	4A05	4A05	4A05	4A05	4A05	4A05	4A05
06880	186	THK ABT SOC ISSU	5A02	5A02	5A02	5A02	5A02	5A02	5A02	5A02	5A02	5A02	5A02	5A02
07010	112	2MCH COMPTN SCTY	2D05A	2D05A	2D04A	2D04A	2D06A	2D06A	2D06A	2D06A	2D06A	2D06A	2D06A	2D06A
07020	113	2MANY YNG SLOPPY	2D05B	2D05B	2D04B	2D04B	2D06B	2D06B	2D06B	2D06B	2D06B	2D06B	2D06B	2D06B
07030	113	2MUCH HARD ROCK	2D05C	2D05C	2D04C	2D04C	2D06C	2D06C	2D06C	2D06C	2D06C	2D06C	2D06C	2D06C
07040	113	SHD DO OWN THING	2D05D	2D05D	2D04D	2D04D	2D06D	2D06D	2D06D	2D06D	2D06D	2D06D	2D06D	2D06D
07040	237	SHD DO OWN THING		6D01C	6D01C	6D01C	6D01C	6D01C	6D01C	6D01C	6D01C	6D08C	6D08C	6D10C
07630	86	R LIKES SCHOOL	1D001	1D001	1D001	1D001	1D001	1D001	1D001	1D001	1D001	1D001	1D001	1D001
07630	124	R LIKES SCHOOL	2E12	2E12	2E12	2E12	2E12	2E12	2E12	2E12	2E12	2E12	2E12	2E12
07630		R LIKES SCHOOL												
07630		R LIKES SCHOOL												
07630		R LIKES SCHOOL												
10460	166	JOB OBSTC -CONFM	4A13K	4A13K	4A13K	4A13K	4A13K	4A13K	4A13K	4A13K	4A13K	4A13K	4A13K	4A13K
17570		PPL SHD CONFM												
17580		PPL SHD LV HRMNY												
17590		PPL SHD B FRANK												
17600		PPL SHD THK FREE												
17610		PPL SHD B INDPNT												

Q09: OTHER PERSONALITY VARIABLES. Hostility

19530		3MO/DLY ARG PRNT												
19540		3MO/DLY ARG AUTH												
19550		3MO/DLY MAD												
19560		3MO/DLY MAD,SMST												
19570		3MO/DLY WANT FGT												
19580		3MO/DLY DID FGHT												

R01: BACKGROUND. Age, sex, race, and marital status

00010	16	R'S BIRTH YEAR	1C01*	1C01	1C01*	1C001	1C001*	1C001*	1C001	1C001*	1C001	1C001*	1C001	1C001*
-------	----	----------------	-------	------	-------	-------	--------	--------	-------	--------	-------	--------	-------	--------

*=item text changed from previous year

Item Refer- ence Number	Page Loc. in this Volume	ITEM DESCRIPTION (ABBREVIATED)	QUESTIONNAIRE LOCATION BY YEAR (FORM, SECTION, AND QUESTION NUMBER)											
			1976	1977	1978	1979	1980	1981	1982	1983	1984	1985	1986	1987

R01: BACKGROUND. Age, sex, race, and marital status (continued)

00010	16	R'S BIRTH YEAR	2C01	2C01*	2C01*	2C01*	2C01*	2C01	2C01*	2C01	2C01*	2C01	2C01*	2C01
00010	16	R'S BIRTH YEAR	3C01	3C01*	3C01*	3C01*	3C01*	3C01	3C01*	3C01	3C01*	3C01	3C01*	3C01
00010	16	R'S BIRTH YEAR	4C01	4C01*	4C01*	4C01*	4C01*	4C01	4C01*	4C01	4C01*	4C01	4C01*	4C01
00010	16	R'S BIRTH YEAR	5C01	5C01*	5C01*	5C01*	5C01*	5C01	5C01*	5C01	5C01*	5C01	5C01*	5C01
00010	16	R'S BIRTH YEAR												
00020	16	R'S BIRTH MONTH	1C02	1C02	1C02	1C02	1C02	1C02	1C02	1C02	1C02	1C02	1C02	1C02
00020	16	R'S BIRTH MONTH	2C02	2C02	2C02	2C02	2C02	2C02	2C02	2C02	2C02	2C02	2C02	2C02
00020	16	R'S BIRTH MONTH	3C02	3C02	3C02	3C02	3C02	3C02	3C02	3C02	3C02	3C02	3C02	3C02
00020	16	R'S BIRTH MONTH	4C02	4C02	4C02	4C02	4C02	4C02	4C02	4C02	4C02	4C02	4C02	4C02
00020	16	R'S BIRTH MONTH	5C02	5C02	5C02	5C02	5C02	5C02	5C02	5C02	5C02	5C02	5C02	5C02
00020	16	R'S BIRTH MONTH												
00030	16	R'S SEX	1C03	1C03	1C03	1C03	1C03	1C03	1C03	1C03	1C03	1C03	1C03	1C03
00030	16	R'S SEX	2C03	2C03	2C03	2C03	2C03	2C03	2C03	2C03	2C03	2C03	2C03	2C03
00030	16	R'S SEX	3C03	3C03	3C03	3C03	3C03	3C03	3C03	3C03	3C03	3C03	3C03	3C03
00030	16	R'S SEX	4C03	4C03	4C03	4C03	4C03	4C03	4C03	4C03	4C03	4C03	4C03	4C03
00030	16	R'S SEX	5C03	5C03	5C03	5C03	5C03	5C03	5C03	5C03	5C03	5C03	5C03	5C03
00030	16	R'S SEX												
00040	16	R'S RACE	1C04	1C04	1C04	1C04	1C04	1C04	1C04	1C04	1C04	1C04	1C04	1C04
00040	16	R'S RACE	2C04	2C04	2C04	2C04	2C04	2C04	2C04	2C04	2C04	2C04	2C04	2C04
00040	16	R'S RACE	3C04	3C04	3C04	3C04	3C04	3C04	3C04	3C04	3C04	3C04	3C04	3C04
00040	16	R'S RACE	4C04	4C04	4C04	4C04	4C04	4C04	4C04	4C04	4C04	4C04	4C04	4C04
00040	16	R'S RACE	5C04	5C04	5C04	5C04	5C04	5C04	5C04	5C04	5C04	5C04	5C04	5C04
00040	16	R'S RACE												
00060	16	R NOT MARRIED	1C06	1C06	1C06	1C06	1C06	1C06	1C06	1C06	1C06	1C06	1C06	1C06
00060	16	R NOT MARRIED	2C06	2C06	2C06	2C06	2C06	2C06	2C06	2C06	2C06	2C06	2C06	2C06
00060	16	R NOT MARRIED	3C06	3C06	3C06	3C06	3C06	3C06	3C06	3C06	3C06	3C06	3C06	3C06
00060	16	R NOT MARRIED	4C06	4C06	4C06	4C06	4C06	4C06	4C06	4C06	4C06	4C06	4C06	4C06
00060	16	R NOT MARRIED	5C06	5C06	5C06	5C06	5C06	5C06	5C06	5C06	5C06	5C06	5C06	5C06
00060	16	R NOT MARRIED												
08320	135	MARRD OR ENGAGED	3A18	3A18	3A18	3A18	3A18	3A18	3A18	3A18	3A18	3A18	3A18	3A18

R02: BACKGROUND. Family characteristics

00075	17	# OLDER BR/SIS									1C07A	1C07A	1C07A	1C07A
00075	17	# OLDER BR/SIS									2C07A	2C07A	2C07A	2C07A
00075	17	# OLDER BR/SIS									3C07A	3C07A	3C07A	3C07A
00075	17	# OLDER BR/SIS									4C07A	4C07A	4C07A	4C07A
00075	17	# OLDER BR/SIS									5C07A	5C07A	5C07A	5C07A
00075	17	# OLDER BR/SIS												
00076	17	# YOUNGER BR/SI									1C07B	1C07B	1C07B	1C07B
00076	17	# YOUNGER BR/SIS									2C7B	2C7B	2C7B	2C7B
00076	17	# YOUNGER BR/SR									3C7B	3C7B	3C7B	3C7B
00076	17	# YOUNGER BR/SR									4C7B	4C7B	4C7B	4C7B
00076	17	# YOUNGER BR/SIS									5C7B	5C7B	5C7B	5C7B
00076	17	# YOUNGER BR/SR												
00310	17	FATHR EDUC LEVE	1C08	1C08	1C08	1C08	1C08	1C08	1C08	1C08	1C08	1C08	1C08	1C08
00310	17	FATHR EDUC LEVEL	2C08	2C08	2C08	2C08	2C08	2C08	2C08	2C08	2C08	2C08	2C08	2C08
00310	17	FATHR EDUC LEVEL	3C08	3C08	3C08	3C08	3C08	3C08	3C08	3C08	3C08	3C08	3C08	3C08
00310	17	FATHR EDUC LEVEL	4C08	4C08	4C08	4C08	4C08	4C08	4C08	4C08	4C08	4C08	4C08	4C08
00310	17	FATHR EDUC LEVEL	5C08	5C08	5C08	5C08	5C08	5C08	5C08	5C08	5C08	5C08	5C08	5C08
00310	17	FATHR EDUC LEVEL												
00320	17	MOTHR EDUC LEVE	1C09	1C09	1C09	1C09	1C09	1C09	1C09	1C09	1C09	1C09	1C09	1C09
00320	17	MOTHR EDUC LEVEL	2C09	2C09	2C09	2C09	2C09	2C09	2C09	2C09	2C09	2C09	2C09	2C09
00320	17	MOTHR EDUC LEVEL	3C09	3C09	3C09	3C09	3C09	3C09	3C09	3C09	3C09	3C09	3C09	3C09
00320	17	MOTHR EDUC LEVEL	4C09	4C09	4C09	4C09	4C09	4C09	4C09	4C09	4C09	4C09	4C09	4C09
00320	17	MOTHR EDUC LEVEL	5C09	5C09	5C09	5C09	5C09	5C09	5C09	5C09	5C09	5C09	5C09	5C09
00320	17	MOTHR EDUC LEVEL												
00330	18	MOTH PD JB R YN	1C10	1C10	1C10	1C10	1C10	1C10	1C10	1C10	1C10	1C10	1C10	1C10
00330	18	MOTH PD JB R YNG	2C10	2C10	2C10	2C10	2C10	2C10	2C10	2C10	2C10	2C10	2C10	2C10
00330	18	MOTH PD JB R YNG	3C10	3C10	3C10	3C10	3C10	3C10	3C10	3C10	3C10	3C10	3C10	3C10
00330	18	MOTH PD JB R YNG	4C10	4C10	4C10	4C10	4C10	4C10	4C10	4C10	4C10	4C10	4C10	4C10
00330	18	MOTH PD JB R YNG	5C10	5C10	5C10	5C10	5C10	5C10	5C10	5C10	5C10	5C10	5C10	5C10
00330	18	MOTH PD JB R YNG												

R03: BACKGROUND. Living arrangements and household characteristics

00050	16	R SPD >TIM R-UR	1C05	1C05	1C05	1C05	1C05	1C05	1C05	1C05	1C05	1C05	1C05	1C05
00050	16	R SPD >TIM R-URB	2C05	2C05	2C05	2C05	2C05	2C05	2C05	2C05	2C05	2C05	2C05	2C05
00050	16	R SPD >TIM R-URB	3C05	3C05	3C05	3C05	3C05	3C05	3C05	3C05	3C05	3C05	3C05	3C05
00050	16	R SPD >TIM R-URB	4C05	4C05	4C05	4C05	4C05	4C05	4C05	4C05	4C05	4C05	4C05	4C05
00050	16	R SPD >TIM R-URB	5C05	5C05	5C05	5C05	5C05	5C05	5C05	5C05	5C05	5C05	5C05	5C05
00050	16	R SPD >TIM R-URB												
00080	17	R'S HSHLD ALONE	1C07A	1C07A	1C07A	1C07A	1C07A	1C07A	1C07A	1C07A	1C07Ca	1C07Ca	1C07Ca	1C07Ca
00080	17	R'S HSHLD ALONE	2C07A	2C07A	2C07A	2C07A	2C07A	2C07A	2C07A	2C07A	2C07Ca	2C07Ca	2C07Ca	2C07Ca
00080	17	R'S HSHLD ALONE	3C07A	3C07A	3C07A	3C07A	3C07A	3C07A	3C07A	3C07A	3C07Ca	3C07Ca	3C07Ca	3C07Ca
00080	17	R'S HSHLD ALONE	4C07A	4C07A	4C07A	4C07A	4C07A	4C07A	4C07A	4C07A	4C07Ca	4C07Ca	4C07Ca	4C07Ca
00080	17	R'S HSHLD ALONE	5C07A	5C07A	5C07A	5C07A	5C07A	5C07A	5C07A	5C07A	5C07Ca	5C07Ca	5C07Ca	5C07Ca
00080	17	R'S HSHLD ALONE												
00090	17	R'S HSHLD FATHE	1C07B	1C07B	1C07B	1C07B	1C07B	1C07B	1C07B	1C07B	1C07Cb	1C07Cb	1C07Cb	1C07Cb

* = item text changed from previous year

Item Reference Number	Page Loc. in this Volume	ITEM DESCRIPTION (ABBREVIATED)	QUESTIONNAIRE LOCATION BY YEAR (FORM, SECTION, AND QUESTION NUMBER)												
			1988	1989	1990	1991	1992	1993	1994	1995	1996	1997	1998	1999	

R01: BACKGROUND. Age, sex, race, and marital status (continued)

00010	16	R'S BIRTH YEAR	2C01*	2C01	2C01*	2C01	2C01*	2C01*	2C01	2C01*	2C01	2C01*	2C01	2C01*
00010	16	R'S BIRTH YEAR	3C01*	3C01	3C01*	3C01	3C01*	3C01*	3C01	3C01*	3C01	3C01*	3C01	3C01*
00010	16	R'S BIRTH YEAR	4C01*	4C01	4C01*	4C01	4C01*	4C01*	4C01	4C01*	4C01	4C01*	4C01	4C01*
00010	16	R'S BIRTH YEAR	5C01*	5C01	5C01*	5C01	5C01*	5C01*	5C01	5C01*	5C01	5C01*	5C01	5C01*
00010	16	R'S BIRTH YEAR	6C01	6C01	6C01*	6C01	6C01*	6C01*	6C01	6C01*	6C01	6C01*	6C01	6C01*
00020	16	R'S BIRTH MONTH	1C02	1C02	1C02	1C002	1C002	1C002	1C002	1C002	1C002	1C002	1C002	1C002
00020	16	R'S BIRTH MONTH	2C02	2C02	2C02	2C02	2C02	2C02	2C02	2C02	2C02	2C02	2C02	2C02
00020	16	R'S BIRTH MONTH	3C02	3C02	3C02	3C02	3C02	3C02	3C02	3C02	3C02	3C02	3C02	3C02
00020	16	R'S BIRTH MONTH	4C02	4C02	4C02	4C02	4C02	4C02	4C02	4C02	4C02	4C02	4C02	4C02
00020	16	R'S BIRTH MONTH	5C02	5C02	5C02	5C02	5C02	5C02	5C02	5C02	5C02	5C02	5C02	5C02
00020	16	R'S BIRTH MONTH	6C02	6C02	6C02	6C02	6C02	6C02	6C02	6C02	6C02	6C02	6C02	6C02
00030	16	R'S SEX	1C03	1C03	1C03	1C003	1C003	1C003	1C003	1C003	1C003	1C003	1C003	1C003
00030	16	R'S SEX	2C03	2C03	2C03	2C03	2C03	2C03	2C03	2C03	2C03	2C03	2C03	2C03
00030	16	R'S SEX	3C03	3C03	3C03	3C03	3C03	3C03	3C03	3C03	3C03	3C03	3C03	3C03
00030	16	R'S SEX	4C03	4C03	4C03	4C03	4C03	4C03	4C03	4C03	4C03	4C03	4C03	4C03
00030	16	R'S SEX	5C03	5C03	5C03	5C03	5C03	5C03	5C03	5C03	5C03	5C03	5C03	5C03
00030	16	R'S SEX	6C03	6C03	6C03	6C03	6C03	6C03	6C03	6C03	6C03	6C03	6C03	6C03
00040	16	R'S RACE	1C04	1C04	1C04	1C004*	1C004	1C004*	1C004	1C004	1C004	1C004	1C004	1C004
00040	16	R'S RACE	2C04	2C04	2C04	2C04*	2C04	2C04*	2C04	2C04	2C04	2C04	2C04	2C04
00040	16	R'S RACE	3C04	3C04	3C04	3C04*	3C04	3C04*	3C04	3C04	3C04	3C04	3C04	3C04
00040	16	R'S RACE	4C04	4C04	4C04	4C04*	4C04	4C04*	4C04	4C04	4C04	4C04	4C04	4C04
00040	16	R'S RACE	5C04	5C04	5C04	5C04*	5C04	5C04*	5C04	5C04	5C04	5C04	5C04	5C04
00040	16	R'S RACE	6C04	6C04	6C04	6C04*	6C04	6C04*	6C04	6C04	6C04	6C04	6C04	6C04
00060	16	R NOT MARRIED	1C06	1C06	1C06	1C006	1C006	1C006	1C006	1C006	1C006	1C006	1C006	1C006
00060	16	R NOT MARRIED	2C06	2C06	2C06	2C06	2C06	2C06	2C06	2C06	2C06	2C06	2C06	2C06
00060	16	R NOT MARRIED	3C06	3C06	3C06	3C06	3C06	3C06	3C06	3C06	3C06	3C06	3C06	3C06
00060	16	R NOT MARRIED	4C06	4C06	4C06	4C06	4C06	4C06	4C06	4C06	4C06	4C06	4C06	4C06
00060	16	R NOT MARRIED	5C06	5C06	5C06	5C06	5C06	5C06	5C06	5C06	5C06	5C06	5C06	5C06
00060	16	R NOT MARRIED	6C06	6C06	6C06	6C06	6C06	6C06	6C06	6C06	6C06	6C06	6C06	6C06
08320	135	MARRD OR ENGAGED	3A18	3A18	3A18	3A18	3A18	3A18	3A18	3A18	3A18	3A18	3A18	3A18

R02: BACKGROUND. Family characteristics

00075	17	# OLDER BR/SIS	1C07A	1C07A	1C07A	1C07A	1C07A	1C07A	1C07A	1C07A	1C07A	1C07A	1C07A	1C07A
00075	17	# OLDER BR/SIS	2C07A	2C07A	2C07A	2C07A	2C07A	2C07A	2C07A	2C07A	2C07A	2C07A	2C07A	2C07A
00075	17	# OLDER BR/SIS	3C07A	3C07A	3C07A	3C07A	3C07A	3C07A	3C07A	3C07A	3C07A	3C07A	3C07A	3C07A
00075	17	# OLDER BR/SIS	4C07A	4C07A	4C07A	4C07A	4C07A	4C07A	4C07A	4C07A	4C07A	4C07A	4C07A	4C07A
00075	17	# OLDER BR/SIS	5C07A	5C07A	5C07A	5C07A	5C07A	5C07A	5C07A	5C07A	5C07A	5C07A	5C07A	5C07A
00075	17	# OLDER BR/SIS	6C07A	6C07A	6C07A	6C07A	6C07A	6C07A	6C07A	6C07A	6C07A	6C07A	6C07A	6C07A
00076	17	# YOUNGER BR/SI	1C07B	1C07B	1C07B	1C07B	1C07B	1C07B	1C07B	1C07B	1C07B	1C07B	1C07B	1C07B
00076	17	# YOUNGER BR/SIS	2C7B	2C7B	2C7B	2C07B	2C07B	2C07B	2C07B	2C07B	2C07B	2C07B	2C07B	2C07B
00076	17	# YOUNGER BR/SR	3C7B	3C7B	3C7B	3C07B	3C07B	3C07B	3C07B	3C07B	3C07B	3C07B	3C07B	3C07B
00076	17	# YOUNGER BR/SR	4C7B	4C7B	4C7B	4C07B	4C07B	4C07B	4C07B	4C07B	4C07B	4C07B	4C07B	4C07B
00076	17	# YOUNGER BR/SIS	5C7B	5C7B	5C7B	5C07B	5C07B	5C07B	5C07B	5C07B	5C07B	5C07B	5C07B	5C07B
00076	17	# YOUNGER BR/SR	6C07B	6C07B	6C07B	6C07B	6C07B	6C07B	6C07B	6C07B	6C07B	6C07B	6C07B	6C07B
00310	17	FATHR EDUC LEVE	1C08	1C08	1C08	1C008	1C008	1C008	1C008	1C008	1C008	1C008	1C008	1C008
00310	17	FATHR EDUC LEVEL	2C08	2C08	2C08	2C08	2C08	2C08	2C08	2C08	2C08	2C08	2C08	2C08
00310	17	FATHR EDUC LEVEL	3C08	3C08	3C08	3C08	3C08	3C08	3C08	3C08	3C08	3C08	3C08	3C08
00310	17	FATHR EDUC LEVEL	4C08	4C08	4C08	4C08	4C08	4C08	4C08	4C08	4C08	4C08	4C08	4C08
00310	17	FATHR EDUC LEVEL	5C08	5C08	5C08	5C08	5C08	5C08	5C08	5C08	5C08	5C08	5C08	5C08
00310	17	FATHR EDUC LEVEL	6C08	6C08	6C08	6C08	6C08	6C08	6C08	6C08	6C08	6C08	6C08	6C08
00320	17	MOTHR EDUC LEVE	1C09	1C09	1C09	1C009	1C009	1C009	1C009	1C009	1C009	1C009	1C009	1C009
00320	17	MOTHR EDUC LEVEL	2C09	2C09	2C09	2C09	2C09	2C09	2C09	2C09	2C09	2C09	2C09	2C09
00320	17	MOTHR EDUC LEVEL	3C09	3C09	3C09	3C09	3C09	3C09	3C09	3C09	3C09	3C09	3C09	3C09
00320	17	MOTHR EDUC LEVEL	4C09	4C09	4C09	4C09	4C09	4C09	4C09	4C09	4C09	4C09	4C09	4C09
00320	17	MOTHR EDUC LEVEL	5C09	5C09	5C09	5C09	5C09	5C09	5C09	5C09	5C09	5C09	5C09	5C09
00320	17	MOTHR EDUC LEVEL	6C09	6C09	6C09	6C09	6C09	6C09	6C09	6C09	6C09	6C09	6C09	6C09
00330	18	MOTH PD JB R YN	1C10	1C10	1C10	1C010	1C010	1C010	1C010	1C010	1C010	1C010	1C010	1C010
00330	18	MOTH PD JB R YNG	2C10	2C10	2C10	2C10	2C10	2C10	2C10	2C10	2C10	2C10	2C10	2C10
00330	18	MOTH PD JB R YNG	3C10	3C10	3C10	3C10	3C10	3C10	3C10	3C10	3C10	3C10	3C10	3C10
00330	18	MOTH PD JB R YNG	4C10	4C10	4C10	4C10	4C10	4C10	4C10	4C10	4C10	4C10	4C10	4C10
00330	18	MOTH PD JB R YNG	5C10	5C10	5C10	5C10	5C10	5C10	5C10	5C10	5C10	5C10	5C10	5C10
00330	18	MOTH PD JB R YNG	6C10	6C10	6C10	6C10	6C10	6C10	6C10	6C10	6C10	6C10	6C10	6C10

R03: BACKGROUND. Living arrangements and household characteristics

00050	16	R SPD >TIM R-UR	1C05	1C05	1C05	1C005	1C005	1C005	1C005	1C005	1C005	1C005	1C005	1C005
00050	16	R SPD >TIM R-URB	2C05	2C05	2C05	2C05	2C05	2C05	2C05	2C05	2C05	2C05	2C05	2C05
00050	16	R SPD >TIM R-URB	3C05	3C05	3C05	3C05	3C05	3C05	3C05	3C05	3C05	3C05	3C05	3C05
00050	16	R SPD >TIM R-URB	4C05	4C05	4C05	4C05	4C05	4C05	4C05	4C05	4C05	4C05	4C05	4C05
00050	16	R SPD >TIM R-URB	5C05	5C05	5C05	5C05	5C05	5C05	5C05	5C05	5C05	5C05	5C05	5C05
00050	16	R SPD >TIM R-URB	6C05	6C05	6C05	6C05	6C05	6C05	6C05	6C05	6C05	6C05	6C05	6C05
00080	17	R'S HSHLD ALONE	1C07Ca	1C07Ca	1C07Ca	1C07Ca	1C07Ca	1C07Ca	1C07Ca	1C07Ca	1C07Ca	1C07Ca	1C07Ca	1C07Ca
00080	17	R'S HSHLD ALONE	2C07Ca	2C07Ca	2C07Ca	2C07Ca	2C07Ca	2C07Ca	2C07Ca	2C07Ca	2C07Ca	2C07Ca	2C07Ca	2C07Ca
00080	17	R'S HSHLD ALONE	3C07Ca	3C07Ca	3C07Ca	3C07Ca	3C07Ca	3C07Ca	3C07Ca	3C07Ca	3C07Ca	3C07Ca	3C07Ca	3C07Ca
00080	17	R'S HSHLD ALONE	4C07Ca	4C07Ca	4C07Ca	4C07Ca	4C07Ca	4C07Ca	4C07Ca	4C07Ca	4C07Ca	4C07Ca	4C07Ca	4C07Ca
00080	17	R'S HSHLD ALONE	5C07Ca	5C07Ca	5C07Ca	5C07Ca	5C07Ca	5C07Ca	5C07Ca	5C07Ca	5C07Ca	5C07Ca	5C07Ca	5C07Ca
00080	17	R'S HSHLD ALONE	6C07Ca	6C07Ca	6C07Ca	6C07Ca	6C07Ca	6C07Ca	6C07Ca	6C07Ca	6C07Ca	6C07Ca	6C07Ca	6C07Ca
00090	17	R'S HSHLD FATHE	1C07Cb	1C07Cb	1C07Cb	1C07Cb	1C07Cb	1C07Cb	1C07Cb	1C07Cb	1C07Cb	1C07Cb	1C07Cb	1C07Cb

*=item text changed from previous year

R03: BACKGROUND. Living arrangements and household characteristics (continued)

R04: BACKGROUND. Urbanicity and regional characteristics

S01: DEVIANCE and VICTIMIZATION. Delinquent behaviors

[illegible]

Item Refer- ence Number	Page Loc. in this Volume	ITEM DESCRIPTION (ABBREVIATED)	QUESTIONNAIRE LOCATION BY YEAR (FORM, SECTION, AND QUESTION NUMBER)											
			1988	1989	1990	1991	1992	1993	1994	1995	1996	1997	1998	1999

R03: BACKGROUND. Living arrangements and household characteristics (continued)

00090	17	R'S HSHLD FATHER	2C07Cb	2C07Cb	2C07Cb	2C07Cb	2C07Cb	2C07Cb	2C07Cb	2C07Cb	2C07Cb	2C7Cb	2C7Cb	2C7Cb
00090	17	R'S HSHLD FATHER	3C07Cb	3C07Cb	3C07Cb	3C07Cb	3C07Cb	3C07Cb	3C07Cb	3C07Cb	3C07Cb	3C7Cb	3C7Cb	3C7Cb
00090	17	R'S HSHLD FATHER	4C07Cb	4C07Cb	4C07Cb	4C07Cb	4C07Cb	4C07Cb	4C07Cb	4C07Cb	4C07Cb	4C7Cb	4C7Cb	4C7Cb
00090	17	R'S HSHLD FATHER	5C07Cb	5C07Cb	5C07Cb	5C07Cb	5C07Cb	5C07Cb	5C07Cb	5C07Cb	5C07Cb	5C7Cb	5C7Cb	5C7Cb
00090	17	R'S HSHLD FATHER		6C07Cb	6C07Cb	6C07Cb	6C07Cb	6C07Cb	6C07Cb	6C07Cb	6C07Cb	6C7Cb	6C7Cb	6C7Cb
00100	17	R'S HSHLD MOTHE	1C07Cc	1C07Cc	1C07Cc	1C07Cc	1C07Cc	1C07Cc	1C07Cc	1C07Cc	1C07Cc	1C07Cc	1C07Cc	1C07Cc
00100	17	R'S HSHLD MOTHER	2C07Cc	2C07Cc	2C07Cc	2C7Cc	2C07Cc	2C07Cc	2C07Cc	2C07Cc	2C07Cc	2C7Cc	2C7Cc	2C7Cc
00100	17	R'S HSHLD MOTHER	3C07Cc	3C07Cc	3C07Cc	3C7Cc	3C07Cc	3C07Cc	3C07Cc	3C07Cc	3C07Cc	3C7Cc	3C7Cc	3C7Cc
00100	17	R'S HSHLD MOTHER	4C07Cc	4C07Cc	4C07Cc	4C7Cc	4C07Cc	4C07Cc	4C07Cc	4C07Cc	4C07Cc	4C7Cc	4C7Cc	4C7Cc
00100	17	R'S HSHLD MOTHER	5C07Cc	5C07Cc	5C07Cc	5C7Cc	5C07Cc	5C07Cc	5C07Cc	5C07Cc	5C07Cc	5C7Cc	5C7Cc	5C7Cc
00100	17	R'S HSHLD MOTHER		6C07Cc	6C07Cc	6C7Cc	6C07Cc	6C07Cc	6C07Cc	6C07Cc	6C07Cc	6C7Cc	6C7Cc	6C7Cc
00110	17	R'S HSHLD BR/SR	1C07Cd	1C07Cd	1C07Cd	1C07Cd	1C07Cd	1C07Cd	1C07Cd	1C07Cd	1C07Cd	1C07Cd	1C07Cd	1C07Cd
00110	17	R'S HSHLD BR/SR	2C07Cd	2C07Cd	2C07Cd	2C7Cd	2C07Cd	2C07Cd	2C07Cd	2C07Cd	2C07Cd	2C7Cd	2C7Cd	2C7Cd
00110	17	R'S HSHLD BR/SR	3C07Cd	3C07Cd	3C07Cd	3C7Cd	3C07Cd	3C07Cd	3C07Cd	3C07Cd	3C07Cd	3C7Cd	3C7Cd	3C7Cd
00110	17	R'S HSHLD BR/SR	4C07Cd	4C07Cd	4C07Cd	4C7Cd	4C07Cd	4C07Cd	4C07Cd	4C07Cd	4C07Cd	4C7Cd	4C7Cd	4C7Cd
00110	17	R'S HSHLD BR/SR	5C07Cd	5C07Cd	5C07Cd	5C7Cd	5C07Cd	5C07Cd	5C07Cd	5C07Cd	5C07Cd	5C7Cd	5C7Cd	5C7Cd
00110	17	R'S HSHLD BR/SR		6C07Cd	6C07Cd	6C7Cd	6C07Cd	6C07Cd	6C07Cd	6C07Cd	6C07Cd	6C7Cd	6C7Cd	6C7Cd
00120	17	R'S HSHLD GRPRN	1C07Ce	1C07Ce	1C07Ce	1C07Ce	1C07Ce	1C07Ce	1C07Ce	1C07Ce	1C07Ce	1C07Ce	1C07Ce	1C07Ce
00120	17	R'S HSHLD GRPRNT	2C07Ce	2C07Ce	2C07Ce	2C7Ce	2C07Ce	2C07Ce	2C07Ce	2C07Ce	2C07Ce	2C7Ce	2C7Ce	2C7Ce
00120	17	R'S HSHLD GRPRNT	3C07Ce	3C07Ce	3C07Ce	3C7Ce	3C07Ce	3C07Ce	3C07Ce	3C07Ce	3C07Ce	3C7Ce	3C7Ce	3C7Ce
00120	17	R'S HSHLD GRPRNT	4C07Ce	4C07Ce	4C07Ce	4C7Ce	4C07Ce	4C07Ce	4C07Ce	4C07Ce	4C07Ce	4C7Ce	4C7Ce	4C7Ce
00120	17	R'S HSHLD GRPRNT	5C07Ce	5C07Ce	5C07Ce	5C7Ce	5C07Ce	5C07Ce	5C07Ce	5C07Ce	5C07Ce	5C7Ce	5C7Ce	5C7Ce
00120	17	R'S HSHLD GRPRNT		6C07Ce	6C07Ce	6C7Ce	6C07Ce	6C07Ce	6C07Ce	6C07Ce	6C07Ce	6C7Ce	6C7Ce	6C7Ce
00130	17	R'S HSHLD SPOUS	1C07Cf	1C07Cf	1C07Cf	1C07Cf	1C07Cf	1C07Cf	1C07Cf	1C07Cf	1C07Cf	1C07Cf	1C07Cf	1C07Cf
00130	17	R'S HSHLD SPOUSE	2C07Cf	2C07Cf	2C07Cf	2C7Cf	2C07Cf	2C07Cf	2C07Cf	2C07Cf	2C07Cf	2C7Cf	2C7Cf	2C7Cf
00130	17	R'S HSHLD SPOUSE	3C07Cf	3C07Cf	3C07Cf	3C7Cf	3C07Cf	3C07Cf	3C07Cf	3C07Cf	3C07Cf	3C7Cf	3C7Cf	3C7Cf
00130	17	R'S HSHLD SPOUSE	4C07Cf	4C07Cf	4C07Cf	4C7Cf	4C07Cf	4C07Cf	4C07Cf	4C07Cf	4C07Cf	4C7Cf	4C7Cf	4C7Cf
00130	17	R'S HSHLD SPOUSE	5C07Cf	5C07Cf	5C07Cf	5C7Cf	5C07Cf	5C07Cf	5C07Cf	5C07Cf	5C07Cf	5C7Cf	5C7Cf	5C7Cf
00130	17	R'S HSHLD SPOUSE		6C07Cf	6C07Cf	6C7Cf	6C07Cf	6C07Cf	6C07Cf	6C07Cf	6C07Cf	6C7Cf	6C7Cf	6C7Cf
00140	17	R'S HSHLD CHLDR	1C07Cg	1C07Cg	1C07Cg	1C07Cg	1C07Cg	1C07Cg	1C07Cg	1C07Cg	1C07Cg	1C07Cg	1C07Cg	1C07Cg
00140	17	R'S HSHLD CHLDRN	2C07Cg	2C07Cg	2C07Cg	2C7Cg	2C07Cg	2C07Cg	2C07Cg	2C07Cg	2C07Cg	2C7Cg	2C7Cg	2C7Cg
00140	17	R'S HSHLD CHLDRN	3C07Cg	3C07Cg	3C07Cg	3C7Cg	3C07Cg	3C07Cg	3C07Cg	3C07Cg	3C07Cg	3C7Cg	3C7Cg	3C7Cg
00140	17	R'S HSHLD CHLDRN	4C07Cg	4C07Cg	4C07Cg	4C7Cg	4C07Cg	4C07Cg	4C07Cg	4C07Cg	4C07Cg	4C7Cg	4C7Cg	4C7Cg
00140	17	R'S HSHLD CHLDRN	5C07Cg	5C07Cg	5C07Cg	5C7Cg	5C07Cg	5C07Cg	5C07Cg	5C07Cg	5C07Cg	5C7Cg	5C7Cg	5C7Cg
00140	17	R'S HSHLD CHLDRN		6C07Cg	6C07Cg	6C7Cg	6C07Cg	6C07Cg	6C07Cg	6C07Cg	6C07Cg	6C7Cg	6C7Cg	6C7Cg
00150	17	R'S HSHLD RELTV	1C07Ch	1C07Ch	1C07Ch	1C07Ch	1C07Ch	1C07Ch	1C07Ch	1C07Ch	1C07Ch	1C07Ch	1C07Ch	1C07Ch
00150	17	R'S HSHLD RELTVS	2C07Ch	2C07Ch	2C07Ch	2C7Ch	2C07Ch	2C07Ch	2C07Ch	2C07Ch	2C07Ch	2C7Ch	2C7Ch	2C7Ch
00150	17	R'S HSHLD RELTVS	3C07Ch	3C07Ch	3C07Ch	3C7Ch	3C07Ch	3C07Ch	3C07Ch	3C07Ch	3C07Ch	3C7Ch	3C7Ch	3C7Ch
00150	17	R'S HSHLD RELTVS	4C07Ch	4C07Ch	4C07Ch	4C7Ch	4C07Ch	4C07Ch	4C07Ch	4C07Ch	4C07Ch	4C7Ch	4C7Ch	4C7Ch
00150	17	R'S HSHLD RELTVS	5C07Ch	5C07Ch	5C07Ch	5C7Ch	5C07Ch	5C07Ch	5C07Ch	5C07Ch	5C07Ch	5C7Ch	5C7Ch	5C7Ch
00150	17	R'S HSHLD RELTVS		6C07Ch	6C07Ch	6C7Ch	6C07Ch	6C07Ch	6C07Ch	6C07Ch	6C07Ch	6C7Ch	6C7Ch	6C7Ch
00160	17	R'S HSHLD NONRL	1C07Ci	1C07Ci	1C07Ci	1C07Ci	1C07Ci	1C07Ci	1C07Ci	1C07Ci	1C07Ci	1C07Ci	1C07Ci	1C07Ci
00160	17	R'S HSHLD NONRLT	2C07Ci	2C07Ci	2C07Ci	2C7Ci	2C07Ci	2C07Ci	2C07Ci	2C07Ci	2C07Ci	2C7Ci	2C7Ci	2C7Ci
00160	17	R'S HSHLD NONRLT	3C07Ci	3C07Ci	3C07Ci	3C7Ci	3C07Ci	3C07Ci	3C07Ci	3C07Ci	3C07Ci	3C7Ci	3C7Ci	3C7Ci
00160	17	R'S HSHLD NONRLT	4C07Ci	4C07Ci	4C07Ci	4C7Ci	4C07Ci	4C07Ci	4C07Ci	4C07Ci	4C07Ci	4C7Ci	4C7Ci	4C7Ci
00160	17	R'S HSHLD NONRLT	5C07Ci	5C07Ci	5C07Ci	5C7Ci	5C07Ci	5C07Ci	5C07Ci	5C07Ci	5C07Ci	5C7Ci	5C7Ci	5C7Ci
00160	17	R'S HSHLD NONRLT		6C07Ci	6C07Ci	6C7Ci	6C07Ci	6C07Ci	6C07Ci	6C07Ci	6C07Ci	6C7Ci	6C7Ci	6C7Ci

R04: BACKGROUND. Urbanicity and regional characteristics

S01: DEVIANCE and VICTIMIZATION. Delinquent behaviors

06520	106	FRQ FIGHT PARNTS	2A19A	2A19A	2A19A	2A19A	2A19A	2A19A	2A19A	2A19A	2A19A	2A19A	2A19A	2A19A
06520		FRQ FIGHT PARNTS		6A15A	6A15A	6A17A	6A17A	6A17A	6A18A	6A18A	6A18A	2A19B	2A19B	2A19B
06530	106	FRQ HIT SUPRVISR	2A19B	2A19B	2A19B	2A19B	2A19B	2A19B	2A19B	2A19B	2A19B	2A19B	2A19B	2A19B
06530		FRQ HIT SUPRVISR		6A15B	6A15B	6A17B	6A17B	6A17B	6A18B	6A18B	6A18B			
06540	106	FRQ FGT WRK/SCHL	2A19C	2A19C	2A19C	2A19C	2A19C	2A19C	2A19C	2A19C	2A19C	2A19C	2A19C	2A19C
06540		FRQ FGT WRK/SCHL		6A15C	6A15C	6A17C	6A17C	6A17C	6A18C	6A18C	6A18C			
06550	106	FRQ GANG FIGHT	2A19D	2A19D	2A19D	2A19D	2A19D	2A19D	2A19D	2A19D	2A19D	2A19D	2A19D	2A19D
06550		FRQ GANG FIGHT		6A15D	6A15D	6A17D	6A17D	6A17D	6A18D	6A18D	6A18D			
06560	106	FRQ HURT SM1 BAD	2A19E	2A19E	2A19E	2A19E	2A19E	2A19E	2A19E	2A19E	2A19E	2A19E	2A19E	2A19E
06560		FRQ HURT SM1 BAD		6A15E	6A15E	6A17E	6A17E	6A17E	6A18E	6A18E	6A18E			
06570	107	FRQ THREAT WEAPN	2A19F	2A19F	2A19F	2A19F	2A19F	2A19F	2A19F	2A19F	2A19F	2A19F	2A19F	2A19F
06570		FRQ THREAT WEAPN		6A15F	6A15F	6A17F	6A17F	6A17F	6A18F	6A18F	6A18F			
06580	107	FRQ STEAL <\$50	2A19G	2A19G	2A19G	2A19G	2A19G	2A19G	2A19G	2A19G	2A19G	2A19G	2A19G	2A19G
06580		FRQ STEAL <\$50		6A15G	6A15G	6A17G	6A17G	6A17G	6A18G	6A18G	6A18G			
06590	107	FRQ STEAL >\$50	2A19H	2A19H	2A19H	2A19H	2A19H	2A19H	2A19H	2A19H	2A19H	2A19H	2A19H	2A19H
06590		FRQ STEAL >\$50		6A15H	6A15H	6A17H	6A17H	6A17H	6A18H	6A18H	6A18H			
06600	107	FRQ SHOPLIFT	2A19I	2A19I	2A19I	2A19I	2A19I	2A19I	2A19I	2A19I	2A19I	2A19I	2A19I	2A19I
06600		FRQ SHOPLIFT		6A15I	6A15I	6A17I	6A17I	6A17I	6A18I	6A18I	6A18I			
06610	107	FRQ CAR THEFT	2A19J	2A19J	2A19J	2A19J	2A19J	2A19J	2A19J	2A19J	2A19J	2A19J	2A19J	2A19J
06610		FRQ CAR THEFT		6A15J	6A15J	6A17J	6A17J	6A17J	6A18J	6A18J	6A18J			
06620	107	FRQ STEAL CAR PT	2A19K	2A19K	2A19K	2A19K	2A19K	2A19K	2A19K	2A19K	2A19K	2A19K	2A19K	2A19K
06620		FRQ STEAL CAR PT		6A15K	6A15K	6A17K	6A17K	6A17K	6A18K	6A18K	6A18K			
06630	107	FRQ TRESPAS BLDG	2A19L	2A19L	2A19L	2A19L	2A19L	2A19L	2A19L	2A19L	2A19L	2A19L	2A19L	2A19L
06630		FRQ TRESPAS BLDG		6A15L	6A15L	6A17L	6A17L	6A17L	6A18L	6A18L	6A18L			
06640	108	FRQ ARSON	2A19M	2A19M	2A19M	2A19M	2A19M	2A19M	2A19M	2A19M	2A19M	2A19M	2A19M	2A19M
06640		FRQ ARSON		6A15M	6A15M	6A17M	6A17M	6A17M	6A18M	6A18M	6A18M			

Item Refer- ence Number	Page Loc. in this Volume	ITEM DESCRIPTION (ABBREVIATED)	QUESTIONNAIRE LOCATION BY YEAR (FORM, SECTION, AND QUESTION NUMBER)											
			1976	1977	1978	1979	1980	1981	1982	1983	1984	1985	1986	1987

S01: DEVIANCE and VICTIMIZATION. Delinquent behaviors (continued)

06650	108	FRQ DMG SCH PPTY	2A19N	2A19N	2A19N	2A19N	2A19N	2A19N	2A19N	2A19N	2A19N	2A19N	2A19N	2A19N
06650		FRQ DMG SCH PPTY												
06660	108	FRQ DMG WK PRPTY	2A19O	2A19O	2A19O	2A19O	2A19O	2A19O	2A19O	2A19O	2A19O	2A19O	2A19O	2A19O
06660		FRQ DMG WK PRPTY												
06670		FRQ TRUBL POLICE	2A19P	2A19P	2A19P	2A19P	2A19P	2A19P	2A19P	2A19P	2A19P	2A19P	2A19P	2A19P
06670		FRQ TRUBL POLICE												
23610		FRQ SELL DRUGS												
25720	111	4WKS WEAPON@SCHL												
25880	108	ARRSTD&TKN 2 POL												
29590	224	#DA GUN SCHL/4WK												

S02: DEVIANCE and VICTIMIZATION. Driving violations and accidents

00650	22	#X/12MO R TCKTD	1C28	1C28	1C28	1C28	1C28	1C28	1C28	1C28	1C28	1C28	1C28	1C28
00650	22	#X/12MO R TCKTD	2C28	2C28	2C28	2C28	2C28	2C28	2C28	2C28	2C28	2C28	2C28	2C28
00650	22	#X/12MO R TCKTD	3C28	3C28	3C28	3C28	3C28	3C28	3C28	3C28	3C28	3C28	3C28	3C28
00650	22	#X/12MO R TCKTD	4C28	4C28	4C28	4C28	4C28	4C28	4C28	4C28	4C28	4C28	4C28	4C28
00650	22	#X/12MO R TCKTD	5C28	5C28	5C28	5C28	5C28	5C28	5C28	5C28	5C28	5C28	5C28	5C28
00660	22	#X/12MO R TCKTD												
00660	22	#TCKTS AFT DRNK	1C29A	1C29A	1C29A	1C29A	1C29A	1C29A	1C29A	1C29A	1C29A	1C29A	1C29A	1C29A
00660	22	#TCKTS AFT DRNK	2C29A	2C29A	2C29A	2C29A	2C29A	2C29A	2C29A	2C29A	2C29A	2C29A	2C29A	2C29A
00660	22	#TCKTS AFT DRNK	3C29A	3C29A	3C29A	3C29A	3C29A	3C29A	3C29A	3C29A	3C29A	3C29A	3C29A	3C29A
00660	22	#TCKTS AFT DRNK	4C29A	4C29A	4C29A	4C29A	4C29A	4C29A	4C29A	4C29A	4C29A	4C29A	4C29A	4C29A
00660	22	#TCKTS AFT DRNK	5C29A	5C29A	5C29A	5C29A	5C29A	5C29A	5C29A	5C29A	5C29A	5C29A	5C29A	5C29A
00660	22	#TCKTS AFT DRNK												
00670	23	#TCKTS AFT MARJ	1C29B	1C29B	1C29B	1C29B	1C29B	1C29B	1C29B	1C29B	1C29B	1C29B	1C29B	1C29B
00670	23	#TCKTS AFT MARJ	2C29B	2C29B	2C29B	2C29B	2C29B	2C29B	2C29B	2C29B	2C29B	2C29B	2C29B	2C29B
00670	23	#TCKTS AFT MARJ	3C29B	3C29B	3C29B	3C29B	3C29B	3C29B	3C29B	3C29B	3C29B	3C29B	3C29B	3C29B
00670	23	#TCKTS AFT MARJ	4C29B	4C29B	4C29B	4C29B	4C29B	4C29B	4C29B	4C29B	4C29B	4C29B	4C29B	4C29B
00670	23	#TCKTS AFT MARJ	5C29B	5C29B	5C29B	5C29B	5C29B	5C29B	5C29B	5C29B	5C29B	5C29B	5C29B	5C29B
00670	23	#TCKTS AFT MARJ												
00680	23	#TCKTS AFT OTDG	1C29C	1C29C	1C29C	1C29C	1C29C	1C29C	1C29C	1C29C	1C29C	1C29C	1C29C	1C29C
00680	23	#TCKTS AFT OTDG	2C29C	2C29C	2C29C	2C29C	2C29C	2C29C	2C29C	2C29C	2C29C	2C29C	2C29C	2C29C
00680	23	#TCKTS AFT OTDG	3C29C	3C29C	3C29C	3C29C	3C29C	3C29C	3C29C	3C29C	3C29C	3C29C	3C29C	3C29C
00680	23	#TCKTS AFT OTDG	4C29C	4C29C	4C29C	4C29C	4C29C	4C29C	4C29C	4C29C	4C29C	4C29C	4C29C	4C29C
00680	23	#TCKTS AFT OTDG	5C29C	5C29C	5C29C	5C29C	5C29C	5C29C	5C29C	5C29C	5C29C	5C29C	5C29C	5C29C
00680	23	#TCKTS AFT OTDG												
00690	23	#ACCDNTS/12 MO	1C30	1C30	1C30	1C30	1C30	1C30	1C30	1C30	1C30	1C30	1C30	1C30
00690	23	#ACCDNTS/12 MO	2C30	2C30	2C30	2C30	2C30	2C30	2C30	2C30	2C30	2C30	2C30	2C30
00690	23	#ACCDNTS/12 MO	3C30	3C30	3C30	3C30	3C30	3C30	3C30	3C30	3C30	3C30	3C30	3C30
00690	23	#ACCDNTS/12 MO	4C30	4C30	4C30	4C30	4C30	4C30	4C30	4C30	4C30	4C30	4C30	4C30
00690	23	#ACCDNTS/12 MO	5C30	5C30	5C30	5C30	5C30	5C30	5C30	5C30	5C30	5C30	5C30	5C30
00690	23	#ACCDNTS/12 MO												
00700	23	#ACDTS AFT DRNK	1C31A	1C31A	1C31A	1C31A	1C31A	1C31A	1C31A	1C31A	1C31A	1C31A	1C31A	1C31A
00700	23	#ACDTS AFT DRNK	2C31A	2C31A	2C31A	2C31A	2C31A	2C31A	2C31A	2C31A	2C31A	2C31A	2C31A	2C31A
00700	23	#ACDTS AFT DRNK	3C31A	3C31A	3C31A	3C31A	3C31A	3C31A	3C31A	3C31A	3C31A	3C31A	3C31A	3C31A
00700	23	#ACDTS AFT DRNK	4C31A	4C31A	4C31A	4C31A	4C31A	4C31A	4C31A	4C31A	4C31A	4C31A	4C31A	4C31A
00700	23	#ACDTS AFT DRNK	5C31A	5C31A	5C31A	5C31A	5C31A	5C31A	5C31A	5C31A	5C31A	5C31A	5C31A	5C31A
00700	23	#ACDTS AFT DRNK												
00710	23	#ACDTS AFT MARJ	1C31B	1C31B	1C31B	1C31B	1C31B	1C31B	1C31B	1C31B	1C31B	1C31B	1C31B	1C31B
00710	23	#ACDTS AFT MARJ	2C31B	2C31B	2C31B	2C31B	2C31B	2C31B	2C31B	2C31B	2C31B	2C31B	2C31B	2C31B
00710	23	#ACDTS AFT MARJ	3C31B	3C31B	3C31B	3C31B	3C31B	3C31B	3C31B	3C31B	3C31B	3C31B	3C31B	3C31B
00710	23	#ACDTS AFT MARJ	4C31B	4C31B	4C31B	4C31B	4C31B	4C31B	4C31B	4C31B	4C31B	4C31B	4C31B	4C31B
00710	23	#ACDTS AFT MARJ	5C31B	5C31B	5C31B	5C31B	5C31B	5C31B	5C31B	5C31B	5C31B	5C31B	5C31B	5C31B
00710	23	#ACDTS AFT MARJ												
00720	23	#ACDTS AFT OTDG	1C31C	1C31C	1C31C	1C31C	1C31C	1C31C	1C31C	1C31C	1C31C	1C31C	1C31C	1C31C
00720	23	#ACDTS AFT OTDG	2C31C	2C31C	2C31C	2C31C	2C31C	2C31C	2C31C	2C31C	2C31C	2C31C	2C31C	2C31C
00720	23	#ACDTS AFT OTDG	3C31C	3C31C	3C31C	3C31C	3C31C	3C31C	3C31C	3C31C	3C31C	3C31C	3C31C	3C31C
00720	23	#ACDTS AFT OTDG	4C31C	4C31C	4C31C	4C31C	4C31C	4C31C	4C31C	4C31C	4C31C	4C31C	4C31C	4C31C
00720	23	#ACDTS AFT OTDG	5C31C	5C31C	5C31C	5C31C	5C31C	5C31C	5C31C	5C31C	5C31C	5C31C	5C31C	5C31C
00720	23	#ACDTS AFT OTDG												
22210	128	USE SEATBLT-DRVR											2E22	2E23
22210	24	USE SEATBLT-DRVR												
22220	128	USE SEATBLT-RIDR											2E23	2E24
22220	24	USE SEATBLT-RIDR												

S03: DEVIANCE and VICTIMIZATION. Victimization experiences

06680	108	SM1 ROB YRS <\$50	2A20A	2A20A	2A20A	2A20A	2A20A	2A20A	2A20A	2A20A	2A20A	2A20A	2A20A	2A20A
06690	108	SM1 ROB YRS >\$50	2A20B	2A20B	2A20B	2A20B	2A20B	2A20B	2A20B	2A20B	2A20B	2A20B	2A20B	2A20B
06700	108	SM1 DMG YR PRPTY	2A20C	2A20C	2A20C	2A20C	2A20C	2A20C	2A20C	2A20C	2A20C	2A20C	2A20C	2A20C
06710	109	SM1 INJR U W/WPN	2A20D	2A20D	2A20D	2A20D	2A20D	2A20D	2A20D	2A20D	2A20D	2A20D	2A20D	2A20D
06720	109	SM1 THRTN U W/WP	2A20E	2A20E	2A20E	2A20E	2A20E	2A20E	2A20E	2A20E	2A20E	2A20E	2A20E	2A20E
06730	109	SM1 INJR YU -WPN	2A20F	2A20F	2A20F	2A20F	2A20F	2A20F	2A20F	2A20F	2A20F	2A20F	2A20F	2A20F
06740	109	SM1 THRT U W/INJ	2A20G	2A20G	2A20G	2A20G	2A20G	2A20G	2A20G	2A20G	2A20G	2A20G	2A20G	2A20G
09871	152	SM1 SCL ROB <\$50		3E10A	3E10A					3E08A	3E08A	3E08A	3E08A	3E08A
09871		SM1 SCL ROB <\$50	4E11A											
09871		SM1 SCL ROB <\$50				5E06A	5E08A	5E13A						
09872	152	SM1 SCL ROB >\$50		3E10B	3E10B					3E08B	3E08B	3E08B	3E08B	3E08B

QUESTION INDEX 1976-1999

347

Item Refer- ence Number	Page Loc. in this Volume	ITEM DESCRIPTION (ABBREVIATED)	QUESTIONNAIRE LOCATION BY YEAR (FORM, SECTION, AND QUESTION NUMBER)											
			1988	1989	1990	1991	1992	1993	1994	1995	1996	1997	1998	1999

S01: DEVIANCE and VICTIMIZATION. Delinquent behaviors (continued)

06650	108	FRQ DMG SCH PPTY	2A19N	2A19N	2A19N	2A19N	2A19N	2A19N	2A19N	2A19N	2A19N	2A19N	2A19N	2A19N
06650		FRQ DMG SCH PPTY		6A15N	6A15N	6A17N	6A17N	6A17N	6A18N	6A18N	6A18N			
06660	108	FRQ DMG WK PRPTY	2A19O	2A19O	2A19O	2A19O	2A19O	2A19O	2A19O	2A19O	2A19O	2A19O	2A19O	2A19O
06660		FRQ DMG WK PRPTY		6A15O	6A15O	6A17O	6A17O	6A17O	6A18O	6A18O	6A18O			
06670		FRQ TRUBL POLICE	2A19P	2A19P	2A19P	2A19P	2A19P							
06670		FRQ TRUBL POLICE		6A15Q	6A15Q	6A17Q	6A17Q	6A17Q	6A18Q	6A18Q	6A18Q			
23610		FRQ SELL DRUGS		6A15P	6A15P	6A17P	6A17P	6A17P	6A18P	6A18P	6A18P			
25720	111	4WKS WEAPON@SCHL					2D01D	2D01D	2D01D	2D01D	2D01D	2D01D	2D01D	2D01D
25880	108	ARRSTD&TKN 2 POL						2A19P	2A19P	2A19P	2A19P	2A19P	2A19P	2A19P
29590	224	#DA GUN SCHL/4WK							6A14	6A14	6A14	6A13	6A13	6A13

S02: DEVIANCE and VICTIMIZATION. Driving violations and accidents

00650	22	#X/12MO R TCKTD	1C28	1C28	1C28	1C028	1C028	1C028	1C028	1C028	1C028	1C028	1C028	1C028
00650	22	#X/12MO R TCKTD	2C28	2C28	2C28	2C28	2C28	2C28	2C28	2C28	2C28	2C28	2C28	2C28
00650	22	#X/12MO R TCKTD	3C28	3C28	3C28	3C28	3C28	3C28	3C28	3C28	3C28	3C28	3C28	3C28
00650	22	#X/12MO R TCKTD	4C28	4C28	4C28	4C28	4C28	4C28	4C28	4C28	4C28	4C28	4C28	4C28
00650	22	#X/12MO R TCKTD	5C28	5C28	5C28	5C28	5C28	5C28	5C28	5C28	5C28	5C28	5C28	5C28
00650	22	#X/12MO R TCKTD		6C28	6C28	6C28	6C28	6C28	6C28	6C28	6C28	6C28	6C28	6C28
00660	22	#TCKTS AFT DRNK	1C29A	1C29A	1C29A	1C029A	1C029A	1C029A	1C029A	1C029A	1C029A	1C029A	1C029A	1C029A
00660	22	#TCKTS AFT DRNK	2C29A	2C29A	2C29A	2C29A	2C29A	2C29A	2C29A	2C29A	2C29A	2C29A	2C29A	2C29A
00660	22	#TCKTS AFT DRNK	3C29A	3C29A	3C29A	3C29A	3C29A	3C29A	3C29A	3C29A	3C29A	3C29A	3C29A	3C29A
00660	22	#TCKTS AFT DRNK	4C29A	4C29A	4C29A	4C29A	4C29A	4C29A	4C29A	4C29A	4C29A	4C29A	4C29A	4C29A
00660	22	#TCKTS AFT DRNK	5C29A	5C29A	5C29A	5C29A	5C29A	5C29A	5C29A	5C29A	5C29A	5C29A	5C29A	5C29A
00660	22	#TCKTS AFT DRNK		6C29A	6C29A	6C29A	6C29A	6C29A	6C29A	6C29A	6C29A	6C29A	6C29A	6C29A
00670	23	#TCKTS AFT MARJ	1C29B	1C29B	1C29B	1C029B	1C029B	1C029B	1C029B	1C029B	1C029B	1C029B	1C029B	1C029B
00670	23	#TCKTS AFT MARJ	2C29B	2C29B	2C29B	2C29B	2C29B	2C29B	2C29B	2C29B	2C29B	2C29B	2C29B	2C29B
00670	23	#TCKTS AFT MARJ	3C29B	3C29B	3C29B	3C29B	3C29B	3C29B	3C29B	3C29B	3C29B	3C29B	3C29B	3C29B
00670	23	#TCKTS AFT MARJ	4C29B	4C29B	4C29B	4C29B	4C29B	4C29B	4C29B	4C29B	4C29B	4C29B	4C29B	4C29B
00670	23	#TCKTS AFT MARJ	5C29B	5C29B	5C29B	5C29B	5C29B	5C29B	5C29B	5C29B	5C29B	5C29B	5C29B	5C29B
00670	23	#TCKTS AFT MARJ		6C29B	6C29B	6C29B	6C29B	6C29B	6C29B	6C29B	6C29B	6C29B	6C29B	6C29B
00680	23	#TCKTS AFT OTDG	1C29C	1C29C	1C29C	1C029C	1C029C	1C029C	1C029C	1C029C	1C029C	1C029C	1C029C	1C029C
00680	23	#TCKTS AFT OTDG	2C29C	2C29C	2C29C	2C29C	2C29C	2C29C	2C29C	2C29C	2C29C	2C29C	2C29C	2C29C
00680	23	#TCKTS AFT OTDG	3C29C	3C29C	3C29C	3C29C	3C29C	3C29C	3C29C	3C29C	3C29C	3C29C	3C29C	3C29C
00680	23	#TCKTS AFT OTDG	4C29C	4C29C	4C29C	4C29C	4C29C	4C29C	4C29C	4C29C	4C29C	4C29C	4C29C	4C29C
00680	23	#TCKTS AFT OTDG	5C29C	5C29C	5C29C	5C29C	5C29C	5C29C	5C29C	5C29C	5C29C	5C29C	5C29C	5C29C
00680	23	#TCKTS AFT OTDG		6C29C	6C29C	6C29C	6C29C	6C29C	6C29C	6C29C	6C29C	6C29C	6C29C	6C29C
00690	23	#ACCDNTS/12 MO	1C30	1C30	1C30	1C030	1C030	1C030	1C030	1C030	1C030	1C030	1C030	1C030
00690	23	#ACCDNTS/12 MO	2C30	2C30	2C30	2C30	2C30	2C30	2C30	2C30	2C30	2C30	2C30	2C30
00690	23	#ACCDNTS/12 MO	3C30	3C30	3C30	3C30	3C30	3C30	3C30	3C30	3C30	3C30	3C30	3C30
00690	23	#ACCDNTS/12 MO	4C30	4C30	4C30	4C30	4C30	4C30	4C30	4C30	4C30	4C30	4C30	4C30
00690	23	#ACCDNTS/12 MO	5C30	5C30	5C30	5C30	5C30	5C30	5C30	5C30	5C30	5C30	5C30	5C30
00690	23	#ACCDNTS/12 MO		6C30	6C30	6C30	6C30	6C30	6C30	6C30	6C30	6C30	6C30	6C30
00700	23	#ACDTS AFT DRNK	1C31A	1C31A	1C31A	1C031A	1C031A	1C031A	1C031A	1C031A	1C031A	1C031A	1C031A	1C031A
00700	23	#ACDTS AFT DRNK	2C31A	2C31A	2C31A	2C31A	2C31A	2C31A	2C31A	2C31A	2C31A	2C31A	2C31A	2C31A
00700	23	#ACDTS AFT DRNK	3C31A	3C31A	3C31A	3C31A	3C31A	3C31A	3C31A	3C31A	3C31A	3C31A	3C31A	3C31A
00700	23	#ACDTS AFT DRNK	4C31A	4C31A	4C31A	4C31A	4C31A	4C31A	4C31A	4C31A	4C31A	4C31A	4C31A	4C31A
00700	23	#ACDTS AFT DRNK	5C31A	5C31A	5C31A	5C31A	5C31A	5C31A	5C31A	5C31A	5C31A	5C31A	5C31A	5C31A
00700	23	#ACDTS AFT DRNK		6C31A	6C31A	6C31A	6C31A	6C31A	6C31A	6C31A	6C31A	6C31A	6C31A	6C31A
00710	23	#ACDTS AFT MARJ	1C31B	1C31B	1C31B	1C031B	1C031B	1C031B	1C031B	1C031B	1C031B	1C031B	1C031B	1C031B
00710	23	#ACDTS AFT MARJ	2C31B	2C31B	2C31B	2C31B	2C31B	2C31B	2C31B	2C31B	2C31B	2C31B	2C31B	2C31B
00710	23	#ACDTS AFT MARJ	3C31B	3C31B	3C31B	3C31B	3C31B	3C31B	3C31B	3C31B	3C31B	3C31B	3C31B	3C31B
00710	23	#ACDTS AFT MARJ	4C31B	4C31B	4C31B	4C31B	4C31B	4C31B	4C31B	4C31B	4C31B	4C31B	4C31B	4C31B
00710	23	#ACDTS AFT MARJ	5C31B	5C31B	5C31B	5C31B	5C31B	5C31B	5C31B	5C31B	5C31B	5C31B	5C31B	5C31B
00710	23	#ACDTS AFT MARJ		6C31B	6C31B	6C31B	6C31B	6C31B	6C31B	6C31B	6C31B	6C31B	6C31B	6C31B
00720	23	#ACDTS AFT OTDG	1C31C	1C31C	1C31C	1C031C	1C031C	1C031C	1C031C	1C031C	1C031C	1C031C	1C031C	1C031C
00720	23	#ACDTS AFT OTDG	2C31C	2C31C	2C31C	2C31C	2C31C	2C31C	2C31C	2C31C	2C31C	2C31C	2C31C	2C31C
00720	23	#ACDTS AFT OTDG	3C31C	3C31C	3C31C	3C31C	3C31C	3C31C	3C31C	3C31C	3C31C	3C31C	3C31C	3C31C
00720	23	#ACDTS AFT OTDG	4C31C	4C31C	4C31C	4C31C	4C31C	4C31C	4C31C	4C31C	4C31C	4C31C	4C31C	4C31C
00720	23	#ACDTS AFT OTDG	5C31C	5C31C	5C31C	5C31C	5C31C	5C31C	5C31C	5C31C	5C31C	5C31C	5C31C	5C31C
00720	23	#ACDTS AFT OTDG		6C31C	6C31C	6C31C	6C31C	6C31C	6C31C	6C31C	6C31C	6C31C	6C31C	6C31C
22210	128	USE SEATBLT-DRVR	2E23	2E23	2E23	2E23	2E23	2E23	2E23	2E23	2E23	2E23	2E23	2E23
22210	24	USE SEATBLT-DRVR		6C32	6C32	6C32	6C32	6C32	6C32	6C32	6C32	6C32	6C32	6C32
22220	128	USE SEATBLT-RIDR	2E24	2E24	2E24	2E24	2E24	2E24	2E24	2E24	2E24	2E24	2E24	2E24
22220	24	USE SEATBLT-RIDR		6C33	6C33	6C33	6C33	6C33	6C33	6C33	6C33	6C33	6C33	6C33

S03: DEVIANCE and VICTIMIZATION. Victimization experiences

06680	108	SM1 ROB YRS <\$50	2A20A	2A20A	2A20A	2A20A	2A20A	2A20A	2A20A	2A20A	2A20A	2A20A	2A20A	2A20A
06690	108	SM1 ROB YRS >\$50	2A20B	2A20B	2A20B	2A20B	2A20B	2A20B	2A20B	2A20B	2A20B	2A20B	2A20B	2A20B
06700	108	SM1 DMG YR PRPTY	2A20C	2A20C	2A20C	2A20C	2A20C	2A20C	2A20C	2A20C	2A20C	2A20C	2A20C	2A20C
06710	109	SM1 INJR U W/WPN	2A20D	2A20D	2A20D	2A20D	2A20D	2A20D	2A20D	2A20D	2A20D	2A20D	2A20D	2A20D
06720	109	SM1 THRTN U W/WP	2A20E	2A20E	2A20E	2A20E	2A20E	2A20E	2A20E	2A20E	2A20E	2A20E	2A20E	2A20E
06730	109	SM1 INJR YU -WPN	2A20F	2A20F	2A20F	2A20F	2A20F	2A20F	2A20F	2A20F	2A20F	2A20F	2A20F	2A20F
06740	109	SM1 THRT U W/INJ	2A20G	2A20G	2A20G	2A20G	2A20G	2A20G	2A20G	2A20G	2A20G	2A20G	2A20G	2A20G
09871	152	SM1 SCL ROB >\$50	3E08A	3E08A	3E08A	3E08A	3E08A	3E08A	3E08A	3E08A	3E08A	3E07A	3E08A	3E08A
09871		SM1 SCL ROB <\$50												
09871		SM1 SCL ROB <\$50												
09872	152	SM1 SCL ROB >\$50	3E08B	3E08B	3E08B	3E08B	3E08B	3E08B	3E08B	3E08B	3E08B	3E07B	3E08B	3E08B

Item Refer- ence Number	Page Loc. in this Volume	ITEM DESCRIPTION (ABBREVIATED)	QUESTIONNAIRE LOCATION											
			BY YEAR											
			(FORM, SECTION, AND QUESTION NUMBER)											
			1976	1977	1978	1979	1980	1981	1982	1983	1984	1985	1986	1987

S03: DEVIANCE and VICTIMIZATION. Victimization experiences (continued)

09872		SM1 SCL ROB >\$50	4E11B											
09872		SM1 SCL ROB >\$50												
09873	152	SM1 SCL DMG PRTY		3E10C	3E10C	5E06B	5E08B	5E13B		3E08C	3E08C	3E08C	3E08C	3E08C
09873		SM1 SCL DMG PRTY	4E11C											
09873		SM1 SCL DMG PRTY				5E06C	5E08C	5E13C						
09874	152	SM1 SCL IN U W/W		3E10D	3E10D					3E08D	3E08D	3E08D	3E08D	3E08D
09874		SM1 SCL IN U W/W	4E11D											
09874		SM1 SCL IN U W/W				5E06D	5E08D	5E13D						
09875	152	SM1 SCL TH U W/W		3E10E	3E10E					3E08E	3E08E	3E08E	3E08E	3E08E
09875		SM1 SCL TH U W/W	4E11E											
09875		SM1 SCL TH U W/W				5E06E	5E08E	5E13E						
09876	153	SM1 SCL IN U -WP		3E10F	3E10F					3E08F	3E08F	3E08F	3E08F	3E08F
09876		SM1 SCL IN U -WP	4E11F											
09876		SM1 SCL IN U -WP				5E06F	5E08F	5E13F						
09877	153	SM1 SCL TH U W/I		3E10G	3E10G					3E08G	3E08G	3E08G	3E08G	3E08G
09877		SM1 SCL TH U W/I	4E11G											
09877		SM1 SCL TH U W/I				5E06G	5E08G	5E13G						

T01: HEALTH. Symptoms

08850	145	OFTN SHRTNS BRTH	3D02A	3D02A*	3D02A	3D02A	3D02A	3D02A	3D02A	3D02A	3D02A	3D02A	3D02A	3D02A
08860	145	OFTN HEART BEATG	3D02B	3D02B*	3D02B	3D02B	3D02B	3D02B	3D02B	3D02B	3D02B	3D02B	3D02B	3D02B
08870	145	OFTN SPLLS DZZNS	3D02C	3D02C*	3D02C	3D02C	3D02C	3D02C	3D02C	3D02C	3D02C	3D02C	3D02C	3D02C
08880	145	OFTN HNDS TRMBLE	3D02D	3D02D*	3D02D	3D02D	3D02D	3D02D	3D02D	3D02D	3D02D	3D02D	3D02D	3D02D
08890	145	OFTN HNDS SWEATG	3D02E	3D02E*	3D02E	3D02E	3D02E	3D02E	3D02E	3D02E	3D02E	3D02E	3D02E	3D02E
08900	146	OFTN CDNT GT GNG	3D02F	3D02F*	3D02F	3D02F	3D02F	3D02F	3D02F	3D02F	3D02F	3D02F	3D02F	3D02F
21310	89	#DA HEADACHE							1D015A	1D015A	1D015A	1D015A	1D015A	1D015A
21320	89	#DA SORE THROAT							1D015B	1D015B	1D015B	1D015B	1D015B	1D015B
21330	90	#DA SINUS CONG							1D015C	1D015C	1D015C	1D015C	1D015C	1D015C
21340	90	#DA COUGHING							1D015D	1D015D	1D015D	1D015D	1D015D	1D015D
21350	90	#DA CHEST COLD							1D015E	1D015E	1D015E	1D015E	1D015E	1D015E
21360	90	#DA COUGH PHLM							1D015F	1D015F	1D015F	1D015F	1D015F	1D015F
21370	90	#DA SHORT BRTH							1D015G	1D015G	1D015G	1D015G	1D015G	1D015G
21380	90	#DA WHEEZING							1D015H	1D015H	1D015H	1D015H	1D015H	1D015H
21390	91	#DA TRBL REMEM							1D015I	1D015I	1D015I	1D015I	1D015I	1D015I
21400	91	#DA DFCT THINK							1D015J	1D015J	1D015J	1D015J	1D015J	1D015J
21410	91	#DA TRBL LEARN							1D015K	1D015K	1D015K	1D015K	1D015K	1D015K
21420	91	#DA TRBL SLEEP							1D015L	1D015L	1D015L	1D015L	1D015L	1D015L
21430	91	#DA TRBL START							1D015M	1D015M	1D015M	1D015M	1D015M	1D015M
21440	91	#DA STAY HOME							1D015N	1D015N	1D015N	1D015N	1D015N	1D015N
21520	93	RLTV PHY HEALTH							1D018	1D018	1D018	1D018	1D018	1D018

T02: HEALTH. Habits

05890	97	DALY ACTV SPORTS	2A02H	2A02H	2A02H	2A02H	2A02H	2A02H	2A02H	2A02H	2A02H	2A02H	2A02H	2A02H
05890	217	DALY ACTV SPORTS												
20690		ATTN TO NUTRITON				2E15A								
20700		MIN CHOLESTEROL				2E15B								
20710		AVOID ADDITIVES				2E15C								
20720		TRY GET EXERCISE				2E15D								
20730		CNTRL OWN HEALTH				2E16								
20740	127	OFTN EAT BRKFST				2E17A	2E17A	2E17A	2E20A	2E20A	2E21A	2E21A	2E21A	2E22A
20750	127	OFTN EAT GN VEG				2E17B	2E17B	2E17B	2E20B	2E20B	2E21B	2E21B	2E21B	2E22B
20760	127	OFTN EAT FRUIT				2E17C	2E17C	2E17C	2E20C	2E20C	2E21C	2E21C	2E21C	2E22C
20770	127	OFTN EXERCISE				2E17D	2E17D	2E17D	2E20D	2E20D	2E21D	2E21D	2E21D	2E22D
20780	127	OFTN 7HRS SLEEP				2E17E	2E17E	2E17E	2E20E	2E20E	2E21E	2E21E	2E21E	2E22E
20790	127	OFTN SLEEP <SHLD				2E17F	2E17F	2E17F	2E20F	2E20F	2E21F	2E21F	2E21F	2E22F
22210	128	USE SEATBLT-DRVR											2E22	2E23
22210	24	USE SEATBLT-DRVR												
22220	128	USE SEATBLT-RIDR											2E23	2E24
22220	24	USE SEATBLT-RIDR												

T03: HEALTH. Height and weight

22150	93	CURRENT HEIGHT											1D019	1D019
22160	93	CURRENT WEIGHT											1D020	1D020

T04: HEALTH. Medical treatment

21450	92	#X/12M DOC-CHEK							1D016A	1D016A	1D016A	1D016A	1D016A	1D016A
21460	92	#X/12M DOC-FGHT							1D016B	1D016B	1D016B	1D016B	1D016B	1D016B
21470	92	#X/12M DOC-INJ							1D016C	1D016C	1D016C	1D016C	1D016C	1D016C
21480	92	#X/12M DOC-ILL							1D016D	1D016D	1D016D	1D016D	1D016D	1D016D
21490	92	#X/12M DOC-PSY							1D016E	1D016E	1D016E	1D016E	1D016E	1D016E
21500	92	#X/12M HSP-INJ							1D017A	1D017A	1D017A	1D017A	1D017A	1D017A
21510	93	#X/12M HSP-ILL							1D017B	1D017B	1D017B	1D017B	1D017B	1D017B
22360	82	ATTND DRG TRTMN											1B104	
22370	82	RCV DRG COUNSEL											1B105	

Item Refer- ence Number	Page Loc. in this Volume	ITEM DESCRIPTION (ABBREVIATED)	QUESTIONNAIRE LOCATION BY YEAR (FORM, SECTION, AND QUESTION NUMBER)											
			1988	1989	1990	1991	1992	1993	1994	1995	1996	1997	1998	1999

S03: DEVIANCE and VICTIMIZATION. Victimization experiences (continued)

09872		SM1 SCL ROB >\$50												
09872	152	SM1 SCL ROB >\$50	3E08C	3E08C	3E08C	3E08C	3E08C	3E08C	3E08C	3E08C	3E08C	3E07C	3E08C	3E08C
09873		SM1 SCL DMG PRTY												
09873		SM1 SCL DMG PRTY												
09873		SM1 SCL DMG PRTY												
09874	152	SM1 SCL IN U W/W	3E08D	3E08D	3E08D	3E08D	3E08D	3E08D	3E08D	3E08D	3E08D	3E07D	3E08D	3E08D
09874		SM1 SCL IN U W/W												
09874		SM1 SCL IN U W/W												
09875	152	SM1 SCL TH U W/W	3E08E	3E08E	3E08E	3E08E	3E08E	3E08E	3E08E	3E08E	3E08E	3E07E	3E08E	3E08E
09875		SM1 SCL TH U W/W												
09875		SM1 SCL TH U W/W												
09875	153	SM1 SCL TH U W/W	3E08F	3E08F	3E08F	3E08F	3E08F	3E08F	3E08F	3E08F	3E08F	3E07F	3E08F	3E08F
09876		SM1 SCL IN U -WP												
09876		SM1 SCL IN U -WP												
09876		SM1 SCL IN U -WP												
09877	153	SM1 SCL TH U W/I	3E08G	3E08G	3E08G	3E08G	3E08G	3E08G	3E08G	3E08G	3E08G	3E07G	3E08G	3E08G
09877		SM1 SCL TH U W/I												
09877		SM1 SCL TH U W/I												

T01: HEALTH. Symptoms

08850	145	OFTN SHRTNS BRTH	3D02A	3D02A	3D02A	3D02A	3D05A	3D05A	3D05A	3D05A	3D05A	3D05A	3D05A	3D05A
08860	145	OFTN HEART BEATG	3D02B	3D02B	3D02B	3D02B	3D05B	3D05B	3D05B	3D05B	3D05B	3D05B	3D05B	3D05B
08870	145	OFTN SPLLS DZZNS	3D02C	3D02C	3D02C	3D02C	3D05C	3D05C	3D05C	3D05C	3D05C	3D05C	3D05C	3D05C
08880	145	OFTN HNDS TRMBLE	3D02D	3D02D	3D02D	3D02D	3D05D	3D05D	3D05D	3D05D	3D05D	3D05D	3D05D	3D05D
08890	145	OFTN HNDS SWEATG	3D02E	3D02E	3D02E	3D02E	3D05E	3D05E	3D05E	3D05E	3D05E	3D05E	3D05E	3D05E
08900	146	OFTN CDNT GT GNG	3D02F	3D02F	3D02F	3D02F	3D05F	3D05F	3D05F	3D05F	3D05F	3D05F	3D05F	3D05F
21310	89	#DA HEADACHE	1D015A	1D015A	1D015A	1D015A	1D015A	1D015A	1D015A	1D015A	1D015A	1D015A	1D015A	1D015A
21320	89	#DA SORE THROAT	1D015B	1D015B	1D015B	1D015B	1D015B	1D015B	1D015B	1D015B	1D015B	1D015B	1D015B	1D015B
21330	90	#DA SINUS CONG	1D015C	1D015C	1D015C	1D015C	1D015C	1D015C	1D015C	1D015C	1D015C	1D015C	1D015C	1D015C
21340	90	#DA COUGHING	1D015D	1D015D	1D015D	1D015D	1D015D	1D015D	1D015D	1D015D	1D015D	1D015D	1D015D	1D015D
21350	90	#DA CHEST COLD	1D015E	1D015E	1D015E	1D015E	1D015E	1D015E	1D015E	1D015E	1D015E	1D015E	1D015E	1D015E
21360	90	#DA COUGH PHLM	1D015F	1D015F	1D015F	1D015F	1D015F	1D015F	1D015F	1D015F	1D015F	1D015F	1D015F	1D015F
21370	90	#DA SHORT BRTH	1D015G	1D015G	1D015G	1D015G	1D015G	1D015G	1D015G	1D015G	1D015G	1D015G	1D015G	1D015G
21380	90	#DA WHEEZING	1D015H	1D015H	1D015H	1D015H	1D015H	1D015H	1D015H	1D015H	1D015H	1D015H	1D015H	1D015H
21390	91	#DA TRBL REMEM	1D015I	1D015I	1D015I	1D015I	1D015I	1D015I	1D015I	1D015I	1D015I	1D015I	1D015I	1D015I
21400	91	#DA DFCT THINK	1D015J	1D015J	1D015J	1D015J	1D015J	1D015J	1D015J	1D015J	1D015J	1D015J	1D015J	1D015J
21410	91	#DA TRBL LEARN	1D015K	1D015K	1D015K	1D015K	1D015K	1D015K	1D015K	1D015K	1D015K	1D015K	1D015K	1D015K
21420	91	#DA TRBL SLEEP	1D015L	1D015L	1D015L	1D015L	1D015L	1D015L	1D015L	1D015L	1D015L	1D015L	1D015L	1D015L
21430	91	#DA TRBL START	1D015M	1D015M	1D015M	1D015M	1D015M	1D015M	1D015M	1D015M	1D015M	1D015M	1D015M	1D015M
21440	91	#DA STAY HOME	1D015N	1D015N	1D015N	1D015N	1D015N	1D015N	1D015N	1D015N	1D015N	1D015N	1D015N	1D015N
21520	93	RLTV PHY HEALTH	1D018	1D018	1D018	1D018	1D018	1D018	1D018	1D018	1D018	1D018	1D018	1D018

T02: HEALTH. Habits

05890	97	DALY ACTV SPORTS	2A02H	2A02H	2A02H	2A02H	2A02H	2A02H	2A02H	2A02H	2A02H	2A02H	2A02H	2A02H
05890	217	DALY ACTV SPORTS		6A02F	6A02F	6A02F	6A02F	6A02F	6A02F	6A02F*	6A02F	6A02F	6A02F	6A02F
20690		ATTN TO NUTRITON												
20700		MIN CHOLESTEROL												
20710		AVOID ADDITIVES												
20720		TRY GET EXERCISE												
20730		CNTRL OWN HEALTH												
20740	127	OFTN EAT BRKFST	2E22A	2E22A	2E22A	2E22A	2E22A	2E22A	2E22A	2E22A	2E22A	2E22A	2E22A	2E22A
20750	127	OFTN EAT GN VEG	2E22B	2E22B	2E22B	2E22B	2E22B	2E22B	2E22B	2E22B	2E22B	2E22B	2E22B	2E22B
20760	127	OFTN EAT FRUIT	2E22C	2E22C	2E22C	2E22C	2E22C	2E22C	2E22C	2E22C	2E22C	2E22C	2E22C	2E22C
20770	127	OFTN EXERCISE	2E22D	2E22D	2E22D	2E22D	2E22D	2E22D	2E22D	2E22D	2E22D	2E22D	2E22D	2E22D
20780	127	OFTN 7HRS SLEEP	2E22E	2E22E	2E22E	2E22E	2E22E	2E22E	2E22E	2E22E	2E22E	2E22E	2E22E	2E22E
20790	127	OFTN SLEEP <SHLD	2E22F	2E22F	2E22F	2E22F	2E22F	2E22F	2E22F	2E22F	2E22F	2E22F	2E22F	2E22F
22210	128	USE SEATBLT-DRVR	2E23	2E23	2E23	2E23	2E23	2E23	2E23	2E23	2E23	2E23	2E23	2E23
22210	24	USE SEATBLT-DRVR		6C32	6C32	6C32	6C32	6C32	6C32	6C32	6C32	6C32	6C32	6C32
22220	128	USE SEATBLT-RIDR	2E24	2E24	2E24	2E24	2E24	2E24	2E24	2E24	2E24	2E24	2E24	2E24
22220	24	USE SEATBLT-RIDR		6C33	6C33	6C33	6C33	6C33	6C33	6C33	6C33	6C33	6C33	6C33

T03: HEALTH. Height and weight

22150	93	CURRENT HEIGHT	1D019	1D019	1D019	1D019	1D019	1D019	1D019	1D019	1D019	1D019	1D019	1D019
22160	93	CURRENT WEIGHT	1D020	1D020	1D020	1D020	1D020	1D020	1D020	1D020	1D020	1D020	1D020	1D020

T04: HEALTH. Medical treatment

21450	92	#X/12M DOC-CHEK	1D016A	1D016A	1D016A	1D016A	1D016A	1D016A	1D016A	1D016A	1D016A	1D016A	1D016A	1D016A
21460	92	#X/12M DOC-FGHT	1D016B	1D016B	1D016B	1D016B	1D016B	1D016B	1D016B	1D016B	1D016B	1D016B	1D016B	1D016B
21470	92	#X/12M DOC-INJ	1D016C	1D016C	1D016C	1D016C	1D016C	1D016C	1D016C	1D016C	1D016C	1D016C	1D016C	1D016C
21480	92	#X/12M DOC-ILL	1D016D	1D016D	1D016D	1D016D	1D016D	1D016D	1D016D	1D016D	1D016D	1D016D	1D016D	1D016D
21490	92	#X/12M DOC-PSY	1D016E	1D016E	1D016E	1D016E	1D016E	1D016E	1D016E	1D016E	1D016E	1D016E	1D016E	1D016E
21500	92	#X/12M HSP-INJ	1D017A	1D017A	1D017A	1D017A	1D017A	1D017A	1D017A	1D017A	1D017A	1D017A	1D017A	1D017A
21510	93	#X/12M HSP-ILL	1D017B	1D017B	1D017B	1D017B	1D017B	1D017B	1D017B	1D017B	1D017B	1D017B	1D017B	1D017B
22360	82	ATTND DRG TRTMN	1B104	1B104	1B098	1B098	1B098	1B098	1B098	1B098	1B098	1B098	1B098	1B098
22370	82	RCV DRG COUNSEL	1B105	1B105	1B099	1B099	1B099	1B099	1B099	1B099	1B099	1B099	1B099	1B099

Item Refer- ence Number	Page Loc. in this Volume	ITEM DESCRIPTION (ABBREVIATED)	QUESTIONNAIRE LOCATION BY YEAR (FORM, SECTION, AND QUESTION NUMBER)											
			1976	1977	1978	1979	1980	1981	1982	1983	1984	1985	1986	1987

T05: HEALTH. Illness

*=item text changed from previous year

Appendix A

Sampling Error Estimates and Tables*

All of the percentages reported in this volume are really *estimates* of the response percentages that would have been obtained if, instead of using a sample survey, we had asked all high schools throughout the United States to participate and in all schools that agreed to participate we had invited the whole senior class to fill out the questionnaires. The question naturally arises: How accurate are the present percentage estimates based on a limited number of schools and seniors? For any particular percentage resulting from a sample survey we cannot know exactly how much error has resulted from sampling, but we can make reasonably good estimates of “confidence intervals”—ranges within which the “true” population value is very likely to fall. The word “true” in this context is defined quite narrowly; it refers only to the value that would be found if we had set out to survey the total population—all high school seniors in the United States. Thus this concept of “true” population value does *not* take account of biases that might occur due to refusals, distortion of responses, faulty question wording, and other factors. Each of these sources of possible error is discussed in the “Representativeness and Validity” section of the Introduction to this volume. The reader is urged to review this material and take it into account along with the sampling error estimates included in this appendix.

The estimation of confidence intervals in surveys involving complex samples can be a highly complicated combination of statistical science plus informed judgment. It is an area in which there is no single “right answer” or “best approach.” We suspect that many of those using this volume will not be especially interested in *how* we have chosen to solve the problems involved in estimating

confidence intervals, so long as we provide guidelines that can be applied in a fairly simple and straightforward manner. This appendix is designed to accomplish that. Appendix B provides a more extensive discussion of how we obtained the confidence intervals shown here, and it also provides guidelines for computing specific confidence intervals for a wider range of possible applications than can be covered in the tables provided in this appendix.

A very rough example of a confidence interval can be stated in these terms: for percentages based on the total sample (all five questionnaire forms), the “true” values are rarely more than 1.5 percent higher or lower than the percentage estimates reported in this volume. How rarely? The chances are much lower than 1 in 20. Indeed, many of the percentages reported for the total sample are accurate to within 1 percent.

Of course, most of the data reported here are based on items included only in one or another of the five questionnaire forms. Since such percentages are based on only one-fifth of the total sample, they are somewhat less accurate. The loss in accuracy is less than might be imagined, however, for reasons spelled out in Appendix B. For present purposes, it is enough to say that percentages based on 3,000 or more seniors responding to one questionnaire form are rarely (less than 1 in 20) farther than 2.4 percent away from the “true” value.

We have thus far provided two very rough illustrations of confidence intervals—a range of ± 1.5 percent for percentages based on the total sample and a range of ± 2.4 percent for percentages based on the number of seniors responding to one questionnaire form. While these two intervals

*Appendixes A and B, which discuss estimates of sampling errors and design effects, were written when there were five questionnaire forms used in each annual survey; a sixth form was added beginning in 1989. Because we believe that there would be very little change in estimates of sampling errors, or in design effects, we have not revised these appendixes to reflect the added form.

provide some notion of the overall range of accuracy of the sample, they fall short of our needs in a number of respects. We need to be able to assign confidence intervals for subgroups such as males, females, those who plan to complete college, and so forth, all of which involve smaller numbers of cases and, thus, some reduction in accuracy. We also need to take account of the fact that, other things being equal, confidence intervals grow smaller when one moves from the middle of the scale (percentages near 50 percent) to the extremes (e.g., 4 percent or 96 percent). Further, we need to provide guidelines for evaluating the difference between two percentages: for example, we may wish to know whether an increase in the percentage of daily marijuana users from one year to the next is large enough to be considered a statistically significant change.

Each of the requirements mentioned above is taken into account in the tables of confidence intervals that follow.

Confidence Intervals for Single Percentages

Table A-1 provides confidence intervals for single percentages that are reasonably good approximations for most *variables* and for most *subgroups* (as well as for the total sample). The table entries slightly underestimate the confidence intervals for regional subgroups and for blacks. These underestimates can be corrected reasonably well by multiplying the entries in Table A-1 by a factor of 1.1 for data based on a single form and by a factor of 1.33 for data based on all five forms. A more serious problem is that the table entries substantially underestimate the confidence intervals for certain variables that tend to be somewhat homogeneous within schools, as well as other factors likely to show clustering according to geographical area or socioeconomic level. A discussion of some of these variables is provided at the end of this appendix.

Table A-1 accommodates various numbers of cases (presented as different columns in the table) and various percentages (presented as different rows in the table). The table entries, when added to and subtracted from the observed percentage, establish the 95 percent confidence interval (calculated as 1.96 sampling errors). Thus, for example, to determine the accuracy of a result of 67.4 percent based on a sample of 1,632 cases, one should first look for the closest values in the table (in this case, about 70 percent and a number of cases

approximately equal to 1,500); next, determine the values to be added to and subtracted from the observed percentage (in this case, the values would be +2.8 percent and -2.9 percent); and then compute the confidence interval around the observed percentage of 68.4 percent (in this case, an interval ranging from 64.5 percent to 70.2 percent). This procedure yields an interval such that, for most variables, the chances are 95 in 100 that, if all high school seniors in the country had been asked to participate in the survey, the resulting percentage would fall within the interval.

Confidence Intervals for Differences between Two Percentages

Table A-2 provides confidence intervals for differences between certain percentages. Specifically, the table can be used for *comparisons* between males and females, between those who do and do not plan to complete four years of college, and between those falling into different categories of the five-level index of drug usage. The above comparisons are appropriate for data from any single year (e.g., male seniors in 1976 compared with female seniors in 1976 or the “marijuana only” seniors in 1977 compared with the “no illicit drugs” seniors in 1977). Table A-2 is also useful in assessing *one-year* trends for any of the above subgroups as well as for the total sample. For example, one may be interested in a confidence interval (or significance level) for the difference between the percentage of female seniors in 1977 who used marijuana and the percentage of female seniors in 1978 who did so. The values in Table A-2 are appropriate for confidence intervals across adjacent years (e.g., 1976 compared with 1977), provided the same subgroup (e.g., females) is being considered both years. The confidence intervals for comparisons across nonadjacent years (e.g., 1976 compared with 1978) are slightly larger.

With appropriate corrections, the entries in Table A-2 can be used for trends covering more than one year and for trends or comparisons involving regional subgroups and blacks. Each of these applications requires some upward adjustment of the table entries; guidelines for such adjustments are provided in the notes accompanying Table A-2.

For information on the derivation of Table A-2 and for guidelines to be used in computing confidence intervals not covered in that table, the

reader is referred to Appendix B.

In order to find the appropriate confidence interval in Table A-2, one must first locate that portion of the table that deals with percentage values closest to the two percentages being compared (for example, if one wished to compare a value of 28.1 percent with one of 35.4 percent, the “ $p = 30$ percent or 70 percent” portion of the table would be closest).

The next step is to locate the specific table entry that corresponds most closely to the numbers of cases involved in the two percentages being compared (e.g., if those numbers were 1,478 and 1,563 for 28.1 percent and 35.4 percent, the correct table entry would be 3.9 percent). That table entry, when added to and subtracted from the difference between the two percentages, yields the 95 percent confidence interval for the difference. (In the above illustration, that would be 7.3 percent \pm 3.9 percent, or an interval from 3.4 percent to 11.2 percent.) The chances are only 1 in 20 that the “true” difference between two percentages lies outside of this interval.

Another use of Table A-2 is to test whether a difference between two percentages is “statistically significant.” If the table entry is smaller than the difference between the two percentages (as is true in the above illustration), then the difference is statistically significant at the 95 percent level (sometimes indicated as $p < .05$).

Some Cautions

The tables provided here are based on averages of large numbers of sampling errors computed across a wide range of the variables that appear in this volume, as well as across all of the subgroups for which data are reported here. We are confident that the values in the tables are reasonably accurate for most purposes, but we must repeat the caution that the tables slightly underestimate confidence intervals for the following groups and comparisons:

Blacks

Regions (Northeast, North Central, South, West)

Comparisons among regions

Comparisons across nonadjacent years

(e.g., 1976 vs. 1978)

A more important problem is that the tables substantially underestimate the confidence intervals for certain variables that, for various reasons, show greater than average homogeneity within schools. After an extensive, but by no means exhaustive, sampling of the kinds of variables that might show

such clustering by school, we can provide the following examples of the kinds of variables for which Tables A-1 and A-2 substantially underestimate the confidence intervals.

Variables Related to Educational Background and Aspirations. The questionnaire items dealing with father’s education, mother’s education, high school curriculum (college preparatory vs. all others), and plans for completing four years of college all show an appreciable amount of clustering by school. Accordingly, for such variables the confidence intervals provided in the tables should be doubled.

Other items dealing with plans for technical/vocational schooling, a two-year college program, or graduate/professional study also require adjustment. The confidence intervals in the tables should be multiplied by a factor of 1.5 in order to be applicable to these variables.

It seems clear that the common factor underlying these particular variables is the tendency for family socioeconomic level to be somewhat homogeneous within school districts—some schools serve wealthier populations than do others. That makes the form of sampling we use somewhat less efficient for measuring those variables (such as those listed above) that are closely associated with family socioeconomic level. Therefore, we urge the reader to treat with caution any variables that are likely to be strongly linked to socioeconomic factors. In the absence of more specific computations of sampling errors, a good rule of thumb for dealing with such variables would be to double the confidence intervals provided in Tables A-1 and A-2.

Variables Related to Geographic Location. Another category of variables that are somewhat homogeneous within schools and school districts consists of those things that reflect differences in region and/or urbanicity. An obvious example is a background question asking where the respondent grew up: the response category on a “farm” shows a very high degree of clustering within schools. One would have to more than double the confidence intervals in the tables to deal with such a measure. Similarly, high clustering was found for some responses about religious preference; for example, those whose preference is Baptist are located primarily in the South (and probably heavily in rural areas), whereas those whose preference is Jewish are located primarily in the Northeast (especially in larger cities). The confidence intervals in Tables A-1 and A-2 should be multiplied by a

factor as large as 3 in order to be applicable to such variables.

Other variables that show some greater than average homogeneity within schools include such ideologically related dimensions as frequency of attending religious services, importance of religion, and political preference. Still other variables showing high homogeneity, probably because of their association with urbanicity, include driving (percentage who do not drive at all), working (percentage with no job), and household composition (percentage with father not living in the home). For each of the variables mentioned in this paragraph, the confidence intervals in Tables A-1 and A-2 should be multiplied by a factor of about 1.5.

Variables Involving Use of Alcohol and Marijuana. Extensive work has been done to compute sampling errors and confidence intervals for the drug use measures included in this volume (see

Johnston, Bachman, and O'Malley, 1977, 1979, 1982; Johnston, O'Malley, and Bachman, 1984, especially Appendix B). Most drug use variables show sampling errors that lie within the range of those provided in Tables A-1 and A-2. Usage levels for alcohol and marijuana, however, show some degree of homogeneity within schools, thus requiring that the table levels be adjusted. For items dealing with alcohol use, the entries in Table A-1 should be multiplied by a factor of 1.6; for items dealing with marijuana use, the correction factor is 1.35.

As noted earlier, this appendix has presented guidelines for using the tables of confidence intervals provided herein. Those readers interested in learning more about the rationale underlying such tables, the procedures used to derive the particular tables presented here, and guidelines for further computations of confidence intervals may consult Appendix B of this volume.

Notes to Table A-1

Caution: The entries in this table systematically underestimate confidence intervals for regional subgroups and for blacks. In order to correct these underestimates, the table entries should be multiplied by a factor of 1.1 for data from a single form and by a factor of 1.33 for data based on five forms. Further cautions and corrections are required for some specific variables that relate educational background and aspirations, geographic

location, and the use of alcohol and marijuana (see discussion in the final sections of Appendix A).

The values in this table, when added to and subtracted from an observed percentage, establish the 95 percent confidence interval around that percentage, incorporating a design effect. Table values were calculated using the following formula (adapted from Hays, 1973, p. 379):

$$\text{lower limit} = p - \frac{2N'p + (1.96)^2 - 1.96\sqrt{4N'p(1-p) + (1.96)^2}}{2[N' + (1.96)^2]}$$

$$\text{upper limit} = \frac{2N'p + (1.96)^2 + 1.96\sqrt{4N'p(1-p) + (1.96)^2}}{2[N' + (1.96)^2]} - p$$

where p = the proportion, N' is the "effective N ," and $N' = N/(1.3 + 0.00015N)$. (See Appendix B for a discussion of the concept of "effective N .")

Table A-1
Confidence Intervals (95% Level) around Percentage Values

		Number of Cases																	
		100	200	300	400	500	700	1,000	1,500	2,000	2,500	3,000	3,500	4,000	5,000	7,000	10,000	15,000	20,000
99%	+	0.9	0.8	0.7	0.7	0.6	0.6	0.5	0.5	0.4	0.4	0.4	0.4	0.3	0.3	0.3	0.3	0.3	0.2
	-	5.6	3.2	2.4	1.9	1.7	1.3	1.1	0.8	0.7	0.6	0.6	0.6	0.5	0.5	0.4	0.4	0.3	0.3
97%	+	2.1	1.8	1.6	1.4	1.3	1.2	1.0	0.9	0.8	0.8	0.7	0.7	0.6	0.6	0.6	0.5	0.5	0.5
	-	6.6	4.1	3.2	2.6	2.3	1.9	1.6	1.3	1.1	1.0	0.9	0.9	0.8	0.8	0.7	0.6	0.6	0.5
95%	+	3.1	2.5	2.2	2.0	1.8	1.6	1.4	1.2	1.1	1.0	0.9	0.9	0.9	0.8	0.7	0.7	0.6	0.6
	-	7.4	4.7	3.7	3.1	2.7	2.3	1.9	1.5	1.4	1.2	1.1	1.1	1.0	0.9	0.8	0.8	0.7	0.7
90%	+	4.9	3.8	3.3	2.9	2.7	2.3	2.0	1.7	1.5	1.4	1.3	1.3	1.2	1.1	1.0	0.9	0.9	0.8
	-	8.8	5.8	4.6	4.0	3.5	2.9	2.5	2.0	1.8	1.6	1.5	1.4	1.4	1.3	1.1	1.0	0.9	0.9
85%	+	6.6	4.8	4.1	3.6	3.3	2.9	2.5	2.1	1.9	1.7	1.6	1.5	1.5	1.4	1.2	1.1	1.0	1.0
	-	9.7	6.6	5.3	4.5	4.0	3.4	2.9	2.4	2.1	1.9	1.8	1.7	1.6	1.5	1.3	1.2	1.1	1.1
80%	+	7.4	5.6	4.7	4.2	3.8	3.3	2.8	2.4	2.1	2.0	1.8	1.7	1.7	1.5	1.4	1.3	1.2	1.1
	-	10.3	7.1	5.7	4.9	4.4	3.7	3.1	2.6	2.3	2.1	2.0	1.8	1.8	1.6	1.5	1.3	1.2	1.2
70%	+	9.1	6.8	5.6	5.0	4.5	3.9	3.3	2.8	2.5	2.3	2.1	2.0	1.9	1.8	1.6	1.5	1.4	1.3
	-	11.1	7.7	6.3	5.5	4.9	4.2	3.5	2.9	2.6	2.4	2.2	2.1	2.0	1.8	1.7	1.5	1.4	1.3
50%	+	11.0	7.9	6.5	5.7	5.1	4.4	3.7	3.1	2.8	2.5	2.4	2.2	2.1	2.0	1.8	1.6	1.5	1.4
	-	11.0	7.9	6.5	5.7	5.1	4.4	3.7	3.1	2.8	2.5	2.4	2.2	2.1	2.0	1.8	1.6	1.5	1.4
30%	+	11.1	7.7	6.3	5.5	4.9	4.2	3.5	2.9	2.6	2.4	2.2	2.1	2.0	1.8	1.7	1.5	1.4	1.3
	-	9.1	6.8	5.6	5.0	4.5	3.9	3.3	2.8	2.5	2.3	2.1	2.0	1.9	1.8	1.6	1.5	1.4	1.3
20%	+	10.3	7.1	5.7	4.9	4.4	3.7	3.1	2.6	2.3	2.1	2.0	1.8	1.8	1.6	1.5	1.3	1.2	1.2
	-	7.4	5.6	4.7	4.2	3.8	3.3	2.8	2.4	2.1	2.0	1.8	1.7	1.7	1.5	1.4	1.3	1.2	1.1
15%	+	9.7	6.6	5.3	4.5	4.0	3.4	2.9	2.4	2.1	1.9	1.8	1.7	1.6	1.5	1.3	1.2	1.1	1.1
	-	6.3	4.8	4.1	3.6	3.3	2.9	2.5	2.1	1.9	1.7	1.6	1.5	1.5	1.4	1.2	1.1	1.0	1.0
10%	+	8.8	5.8	4.6	4.0	3.5	2.9	2.5	2.0	1.8	1.6	1.5	1.4	1.4	1.3	1.1	1.0	0.9	0.9
	-	4.9	3.8	3.3	2.9	2.7	2.3	2.0	1.7	1.5	1.4	1.3	1.3	1.2	1.1	1.0	0.9	0.9	0.8
5%	+	7.4	4.7	3.7	3.1	2.7	2.3	1.9	1.5	1.4	1.2	1.1	1.1	1.0	0.9	0.8	0.8	0.7	0.7
	-	3.1	2.5	2.2	2.0	1.8	1.6	1.4	1.2	1.1	1.0	0.9	0.9	0.9	0.8	0.7	0.7	0.6	0.6
3%	+	6.6	4.1	3.2	2.6	2.3	1.9	1.6	1.3	1.1	1.0	0.9	0.9	0.8	0.8	0.7	0.6	0.6	0.5
	-	2.1	1.8	1.6	1.4	1.3	1.2	1.0	0.9	0.8	0.8	0.7	0.7	0.6	0.6	0.6	0.5	0.5	0.5
1%	+	5.6	3.2	2.4	1.9	1.7	1.3	1.1	0.8	0.7	0.6	0.6	0.6	0.5	0.5	0.4	0.4	0.3	0.3
	-	0.9	0.8	0.7	0.7	0.6	0.6	0.5	0.5	0.4	0.4	0.4	0.4	0.3	0.3	0.3	0.3	0.3	0.2

Notes to Table A-2

The entries in this table (which appear on the next four pages) are appropriate for *comparisons* between (a) males and females, (b) those who do and do not plan four years of college, and (c) those falling into different categories of the five-level index of drug usage. The table entries are also appropriate for *one-year trends* for the total sample and any of the subgroups except region. Most other trends and subgroup comparisons require that the table entries be multiplied by an adjustment factor, given below.

Outline of Steps to Follow (see text of appendix for illustrations)

1. Locate the portion of the table with “p” values closest to the two percentages being compared.
2. Locate the specific entry closest to the weighted Ns for the two percentages.
3. Multiply that entry by any necessary adjustment factor (see below).
4. That table value (or adjusted table value), when added to and subtracted from the difference between the two percentages, yields the 95 percent confidence interval for the difference.
5. Also, if the table value (or adjusted table value) is smaller than the difference between the two percentages, then the difference may be described as “statistically significant at the 95 percent level.”

Adjustment Factors	Adjustment Factor (to be multiplied by table entry)
For comparisons between blacks and whites	
based on single-form data	*
based on five-form data	1.25
For comparisons between any two regions	
based on single-form data	1.15
based on five-form data	1.50
For one-year trends involving any region	
based on single-form data	*
based on five-form data	1.25
For trends over two or more years involving any region	
based on single-form data	*
based on five-form data	1.35
For trends over two or more years involving all other groups	
based on single-form data	*
based on five-form data	1.15

*Indicates that no adjustment is necessary for category shown.

Note: The table entries were calculated using the following formula: $1.96 \sqrt{p(1-p) \frac{1}{N'_1} + \frac{1}{N'_2}}$

where $N'_1 = N_1/\text{DEFF}$, $N'_2 = N_2/\text{DEFF}$, and $\text{DEFF} = 1.3 + 0.000075 \left[\frac{N_1 N_2}{(N_1 + N_2)} \right]$

		$N_1 =$	100	200	300	400	500	700	1,000	1,500	2,000	3,000	4,000	5,000	7,000	10,000	15,000	20,000
$N_2 =$	100		6.9															
	200		6.0	4.9														
	300		5.6	4.5	4.0													
	400		5.5	4.3	3.8	3.5												
	500		5.4	4.1	3.6	3.3	3.1								$p = 5\%$ or 95%			
	700		5.2	3.9	3.4	3.1	2.9	2.7										
	1,000		5.1	3.8	3.2	2.9	2.7	2.5	2.2									
	1,500		5.1	3.7	3.1	2.8	2.6	2.3	2.1	1.9								
	2,000		5.0	3.6	3.1	2.7	2.5	2.2	2.0	1.7	1.6							
	3,000		5.0	3.6	3.0	2.6	2.4	2.1	1.9	1.6	1.5	1.4						
	4,000		5.0	3.6	3.0	2.6	2.4	2.1	1.8	1.6	1.4	1.3	1.2					
	5,000		4.9	3.6	2.9	2.6	2.3	2.0	1.8	1.5	1.4	1.2	1.2	1.1				
	7,000		4.9	3.5	2.9	2.6	2.3	2.0	1.7	1.5	1.3	1.2	1.1	1.0	1.0			
	10,000		4.9	3.5	2.9	2.5	2.3	2.0	1.7	1.4	1.3	1.1	1.1	1.0	0.9	0.9		
	15,000		4.9	3.5	2.9	2.5	2.3	2.0	1.7	1.4	1.3	1.1	1.0	1.0	0.9	0.8	0.8	
	20,000		4.9	3.5	2.9	2.5	2.3	1.9	1.7	1.4	1.3	1.1	1.0	0.9	0.9	0.8	0.7	0.7
			$N_1 =$	100	200	300	400	500	700	1,000	1,500	2,000	3,000	4,000	5,000	7,000	10,000	15,000
$N_2 =$	100		9.5															
	200		8.2	6.7														
	300		7.8	6.2	5.5													
	400		7.5	5.9	5.2	4.8												
	500		7.4	5.7	4.9	4.6	4.3								$p = 10\%$ or 90%			
	700		7.2	5.4	4.7	4.3	4.0	3.7										
	1,000		7.1	5.2	4.5	4.0	3.7	3.4	3.1									
	1,500		7.0	5.1	4.3	3.8	3.5	3.2	2.8	2.6								
	2,000		6.9	5.0	4.2	3.7	3.4	3.0	2.7	2.4	2.2							
	3,000		6.9	4.9	4.1	3.6	3.3	2.9	2.6	2.2	2.1	1.9						
	4,000		6.8	4.9	4.1	3.6	3.3	2.8	2.5	2.2	2.0	1.8	1.7					
	5,000		6.8	4.9	4.0	3.6	3.2	2.8	2.4	2.1	1.9	1.7	1.6	1.5				
	7,000		6.8	4.9	4.0	3.5	3.2	2.8	2.4	2.0	1.8	1.6	1.5	1.4	1.3			
	10,000		6.8	4.8	4.0	3.5	3.2	2.7	2.3	2.0	1.8	1.6	1.4	1.4	1.3	1.2		
	15,000		6.8	4.8	4.0	3.5	3.1	2.7	2.3	2.0	1.8	1.5	1.4	1.3	1.2	1.1	1.1	
	20,000		6.8	4.8	4.0	3.5	3.1	2.7	2.3	1.9	1.7	1.5	1.4	1.3	1.2	1.1		

		$N_1 =$	100	200	300	400	500	700	1,000	1,500	2,000	3,000	4,000	5,000	7,000	10,000	15,000	20,000
$N_2 =$	100		11.3															
	200		9.8	8.0														
	300		9.3	7.3	6.6													
	400		9.0	7.0	6.2	5.7												
	500		8.8	6.7	5.9	5.4	5.1											
	700		8.6	6.5	5.6	5.1	4.8	4.4										
	1,000		8.4	6.2	5.3	4.8	4.5	4.0	3.7									
	1,500		8.3	6.1	5.1	4.6	4.2	3.8	3.4	3.0								
	2,000		8.2	6.0	5.0	4.5	4.1	3.6	3.2	2.9	2.7							
	3,000		8.2	5.9	4.9	4.3	3.9	3.5	3.0	2.7	2.5	2.2						
	4,000		8.1	5.8	4.9	4.3	3.9	3.4	2.9	2.6	2.3	2.1	2.0					
	5,000		8.1	5.8	4.8	4.2	3.8	3.3	2.9	2.5	2.3	2.0	1.9	1.8				
	7,000		8.1	5.8	4.8	4.2	3.8	3.3	2.8	2.4	2.2	1.9	1.8	1.7	1.6			
	10,000		8.1	5.8	4.8	4.2	3.8	3.2	2.8	2.4	2.1	1.9	1.7	1.6	1.5	1.4		
	15,000		8.1	5.7	4.7	4.1	3.7	3.2	2.7	2.3	2.1	1.8	1.7	1.6	1.4	1.3	1.3	
	20,000		8.0	5.7	4.7	4.1	3.7	3.2	2.7	2.3	2.1	1.8	1.6	1.5	1.4	1.3	1.2	1.2
			$N_1 =$	100	200	300	400	500	700	1,000	1,500	2,000	3,000	4,000	5,000	7,000	10,000	15,000
$N_2 =$	100		12.7															
	200		11.0	9.0														
	300		10.4	8.2	7.4													
	400		10.0	7.8	6.9	6.4												
	500		9.8	7.5	6.6	6.1	5.7											
	700		9.6	7.2	6.2	5.7	5.3	4.9										
	1,000		9.4	7.0	6.0	5.4	5.0	4.5	4.1									
	1,500		9.3	6.8	5.7	5.1	4.7	4.2	3.8	3.4								
	2,000		9.2	6.7	5.6	5.0	4.6	3.6	3.2	3.0	2.9							
	3,000		9.1	6.6	5.5	4.9	4.4	3.9	3.4	3.0	2.8	2.5						
	4,000		9.1	6.5	5.4	4.8	4.3	3.8	3.3	2.9	2.6	2.4	2.2					
	5,000		9.1	6.5	5.4	4.7	4.3	3.7	3.2	2.8	2.6	2.3	2.1	2.0				
	7,000		9.1	6.5	5.4	4.7	4.2	3.7	3.2	2.7	2.5	2.2	2.0	1.9	1.8			
	10,000		9.0	6.5	5.3	4.7	4.2	3.6	3.1	2.7	2.4	2.1	1.9	1.8	1.7	1.6		
	15,000		9.0	6.4	5.3	4.6	4.2	3.6	3.1	2.6	2.3	2.0	1.9	1.7	1.6	1.5	1.4	
	20,000		9.0	6.4	5.3	4.6	4.2	3.6	3.1	2.6	2.3	2.0	1.8	1.7	1.6	1.5	1.4	1.3

Table A-2 (continued)

	$N_1 =$	100	200	300	400	500	700	1,000	1,500	2,000	3,000	4,000	5,000	7,000	10,000	15,000	20,000
$N_2 =$	100	14.5															
	200	12.6	10.3														
	300	11.9	9.4	8.4													
	400	11.5	8.9	7.9	7.3												
	500	11.3	8.6	7.6	7.0	6.6								$p = 30\% \text{ or } 70\%$			
	700	11.0	8.3	7.2	6.5	6.1	5.6										
	1,000	10.8	8.0	6.8	6.2	5.7	5.2	4.7									
	1,500	10.6	7.8	6.6	5.9	5.4	4.8	4.3	3.9								
	2,000	10.6	7.7	6.4	5.7	5.2	4.6	4.1	3.7	3.4							
	3,000	10.5	7.6	6.3	5.6	5.1	4.4	3.9	3.4	3.2	2.9						
	4,000	10.4	7.5	6.2	5.5	5.0	4.3	3.8	3.3	3.0	2.7	2.5					
	5,000	10.4	7.5	6.2	5.4	4.9	4.3	3.7	3.2	2.9	2.6	2.4	2.3				
	7,000	10.4	7.4	6.1	5.4	4.9	4.2	3.6	3.1	2.5	2.3	2.2	2.1	2.2			
	10,000	10.4	7.4	6.1	5.3	4.8	4.2	3.6	3.0	2.7	2.4	2.2	2.1	1.9	1.8		
	15,000	10.3	7.4	6.1	5.3	4.8	4.1	3.5	3.0	2.7	2.3	2.1	2.0	1.8	1.7	1.6	
	20,000	10.3	7.4	6.1	5.3	4.8	4.1	3.5	3.0	2.6	2.3	2.1	2.0	1.8	1.7	1.6	1.5
	$N_1 =$	100	200	300	400	500	700	1,000	1,500	2,000	3,000	4,000	5,000	7,000	10,000	15,000	20,000
$N_2 =$	100	15.8															
	200	13.7	11.2														
	300	13.0	10.3	9.2													
	400	12.6	9.8	8.6	8.0												
	500	12.3	9.4	8.2	7.6	7.2								$p = 35\% \text{ or } 65\%$			
	700	12.0	9.0	7.8	7.1	6.7	6.1										
	1,000	11.8	8.7	7.5	6.7	6.2	5.6	5.1									
	1,500	11.6	8.5	7.2	6.4	5.9	5.3	4.7	4.3								
	2,000	11.5	8.4	7.0	6.2	5.7	5.1	4.5	4.0	3.7							
	3,000	11.4	8.2	6.9	6.1	5.5	4.8	4.3	3.7	3.4	3.1						
	4,000	11.4	8.2	6.8	6.0	5.4	4.7	4.1	3.6	3.3	3.0	2.8					
	5,000	11.3	8.1	6.7	5.9	5.4	4.7	4.1	3.5	3.2	2.8	2.7	2.5				
	7,000	11.3	8.1	6.7	5.9	5.3	4.6	4.0	3.4	3.1	2.7	2.5	2.4	2.2			
	10,000	11.3	8.1	6.7	5.8	5.3	4.5	3.9	3.3	3.0	2.6	2.4	2.3	2.1	2.0		
	15,000	11.3	8.0	6.6	5.8	5.2	4.5	3.8	3.3	2.9	2.5	2.3	2.2	2.0	1.9	1.8	
	20,000	11.3	8.0	6.6	5.8	5.2	4.5	3.8	3.2	2.9	2.5	2.3	2.1	2.0	1.8	1.7	1.6

Appendix B

Procedures Used to Derive Design Effects and Sampling Errors*

Appendix A provided a very brief and relatively nontechnical explanation of sampling error estimates, accompanied by two tables of confidence intervals that can be used to ascertain the accuracy of most percentages reported in this volume. The present appendix is intended to provide some background concerning the strategy and rationale involved in computing these confidence intervals. It also offers guidance for those wishing to make sampling computations beyond those contained in Appendix A.

This appendix, like the first, is intended to be readable and usable by the nonstatistician. For that reason, we take the time to outline (albeit briefly) a number of relatively elementary factors involved in estimating confidence intervals.

Factors Influencing the Size of Confidence Intervals

The most straightforward types of samples, from a statistical standpoint at least, are simple random samples. In such samples the confidence limits for a proportion are influenced by the size of the sample or subgroups being considered and also by the size of the proportion. For example, the 95 percent confidence interval for a proportion p based on a simple random sample of N cases is approximated by: $p \pm 1.96 \sqrt{p(1-p)/N}$. In a complex probability sample such as the present one, there are a number of other factors that influence the size of confidence limits. This section lists all of the factors that have been taken into account in calculating confidence intervals for use with the data in this volume, beginning with the most simple factors and then proceeding to the more complex.

Number of Cases (N). Other things being equal, the larger a sample (or subgroup within a sample), the smaller or more precise will be the confidence interval for a percentage based on that sample. One of the factors determining the size of the confidence interval is $1/\sqrt{N}$. Thus, for example, if all other things were equal, a sample of 400 would have confidence intervals half as large (or twice as precise) as a sample of 100, because $1/\sqrt{400}$ is half as large as $1/\sqrt{100}$.

Size of Percentage. Other things being equal, percentage values around 50 percent have larger confidence intervals than higher or lower percentage values. This is because another of the factors determining the size of the confidence intervals is $\sqrt{p(1-p)}$, where p is a proportion ranging from 0 to 1.0 (or, to put it in percentage terms, the factor is $\sqrt{x\%(100-x\%)}$). Thus, for example, a proportion of either 0.1 or 0.9 (a percentage of either 10 percent or 90 percent) will have a confidence interval only three-fifths as large as the confidence interval around a proportion of 0.5 (or 50 percent), because $\sqrt{0.1(1-0.1)}$ is three-fifths as large as $\sqrt{0.5(1-0.5)}$.

Design Effects in Complex Samples. Under conditions of simple random sampling, a confidence interval can be determined solely on the basis of the number of cases and the percentage value involved. More complex samples such as the one used in the present study make use of stratification and clustering and often differential weighting of respondent scores, and these all influence sampling error. While stratification tends to heighten the precision of a sample, the effects of clustering and weighting reduce precision.

*Appendixes A and B, which discuss estimates of sampling errors and design effects, were written when there were five questionnaire forms used in each annual survey; a sixth form was added beginning in 1989. Because we believe that there would be very little change in estimates of sampling errors, or in design effects, we have not revised these appendixes to reflect the added form.

(compared with a simple random sample of the same size). Therefore, it is not appropriate to apply the standard, simple random sampling formulas to such complex samples in order to obtain estimates of sampling errors, because they would almost always underestimate the actual sampling errors.

Methods exist for correcting for this underestimation, however. Kish (1965, p. 258) defines a correction term called the design effect (DEFF), where:

$$\text{DEFF} = \frac{\text{actual sampling variance}}{\text{expected sampling variance from a simple random sample with same number of elements}}$$

Thus, if the actual sampling variance in a complex sample is four times as large as the expected sampling variance from a simple random sample with the same number of cases, the DEFF is 4. Since confidence intervals are proportionate to the square root of variance, the confidence intervals for such a sample would be twice as large (because the square root of 4 is 2) as the confidence interval for a simple random sample with the same number of cases. A fairly simple and straightforward way of applying the concept of design effect may be to note that an increase in design effect has the same impact on precision as a reduction in the number of cases in a simple random sample. For example, a sample of 16,000 cases with a design effect of 4 would have the same degree of precision (the same size confidence intervals around various percentages) as a simple random sample of 4,000.

In principle, every different statistic resulting from a complex sample can have its own design effect, and different statistics in the same sample may have quite different design effects. However, it is not feasible to compute every design effect, nor would it be feasible to report every one. Thus, in practice, design effects are averaged across a number of statistics and these average values are used to determine the design effects for other statistics based on the sample. Sometimes a single design effect is applied to all statistics of a given type (e.g., percentages) for a given sample. In the present study, however, a rather extensive exploration of design effects revealed a number of systematic differences. These systematic differences have to do with the particular measures being examined, the subgroups involved, and the question of whether a trend over time is being considered.

The most consistent difference involves the number of cases in the group or subgroup for which the design effect is computed.

The Relationship between Subgroup Size and Design Effects. Kish et al. (1976) have observed that design effects tend to be smaller for subgroups than for total samples; moreover, the smaller the subgroup, the smaller the design effect is likely to be. The explanation for this widespread phenomenon is that the average number of cases in each sampling cluster is an important factor in determining the size of the design effect; and as subgroup size decreases, so does this average number of cases per cluster. This point is illustrated by several subgroups treated in the present volume—males, females, those planning four years of college, and those not planning four years of college. All (or virtually all) of the schools in the sample have both male and female students, as well as some students who plan four years of college and others who do not. Thus, each of these four subgroups is spread more or less evenly across the full number of clusters (schools). Since each of these subgroups includes roughly half of the total sample, the average number of cases per cluster is about half as large as for the total sample, and this leads to a smaller design effect than is found for the total sample. Other subgroups involving different patterns of drug use are also distributed more or less evenly across all clusters and thus are subject to the same phenomenon of smaller design effects because of the smaller number of cases per cluster.

One very important exception to the pattern of smaller design effects for subgroups involves the four geographic region subgroups presented in this volume. These subgroups do not cut across all clusters; instead, regions have been described as "segregated" subgroups, in contrast to the "cross-class" subgroups discussed above. For such segregated subgroups, the average number of cases per cluster is about the same as is found in the total sample, and thus the design effects are not lower than those for the total sample (Kish et al., 1976). Another subgroup that is in some respects similar to regional subgroups is the category of blacks. Black respondents are not found equally across high schools throughout the United States. There are, of course, regional differences in proportions of blacks, and these contribute substantially to this lack of equal distribution. In addition, there are patterns of segregation in housing that continue to be reflected in the unequal distribution of blacks in high schools.

The net effect of these several factors is that the black subgroup in our sample is “partially segregated” in a sampling sense as well as in the more usual usage of that word. For that reason, the design effects for blacks are somewhat larger than for other subgroups of approximately similar size.

Because the subgroups consisting of blacks and the four regional groups all have larger design effects than do other subgroups of the same size, it is necessary to adjust the confidence intervals for these subgroups as indicated in Appendix A. (At a later point in the present appendix we will say more about these adjustment factors.)

One other kind of “subgroup” must be noted in this discussion of the relationship between subgroup size and design effects. One-fifth of the total sample filled out each of the five separate questionnaire forms, and thus the respondents to each of these forms may be viewed as a “cross-class” subgroup of the total sample. The average cluster size for a single form is exactly 20 percent of the average cluster size for the total sample. That means, of course, that the single-form samples (which are the basis for the large majority of the data presented in this volume) are distinctly more “efficient” than the sample based on all five forms. Accordingly, single-form data have much smaller design effects (as displayed later in this appendix).

Design Effects for Comparisons between Subgroups. We noted above that a number of subgroups treated in this volume can be described as “cross-class” subgroups, meaning that members of the subgroup are distributed more or less evenly across sampling clusters. For these kinds of subgroups, it turns out that *comparisons* are relatively efficient, from a sampling standpoint. The technical explanation for this phenomenon is that there is a higher degree of covariance between such subgroup pairs than would be the case in a comparison of independent subgroups. Now let us offer a fairly nontechnical illustration to indicate why this is so. Suppose that a researcher interested in the use of marijuana during the senior year of high school obtained data from five high schools concerning female seniors’ marijuana use and data from five other high schools concerning male seniors’ marijuana use. Suppose that the percentage values for marijuana use during senior year were as follows:

Female seniors (five schools):

60%, 20%, 65%, 30%, 50%

Male seniors (five other schools):

40%, 80%, 25%, 70%, 60%

Even though there is a difference of 10 percentage points between males and females (if the five schools in each case are averaged), there is still so much variability among schools that one would not conclude with very much confidence that females in general are less likely than males to use marijuana during the senior year of high school. Suppose, on the other hand, that the researcher had obtained data from a total of only five schools and had obtained data concerning both male and female seniors in each school as follows:

	Females	Males
School A	60%	70%
School B	20%	25%
School C	65%	80%
School D	30%	40%
School E	50%	60%

The same group of percentages, this time based on five pairings of males and females rather than independent observations, are much more strongly suggestive of systematic differences between the sexes.

A process analogous to that illustrated above is involved when “cross-class” subgroups are compared, and the increased accuracy or sampling efficiency is reflected in relatively small sampling errors and design effects.

Design Effects for Trends. Thus far this discussion of factors influencing design effects and confidence intervals has focused only on groups and subgroups within a single year. But one of the central purposes of the Monitoring the Future project is to monitor trends over time; indeed, the study procedures have been standardized across years insofar as possible in order to provide the opportunity for sensitive measurement of change. One of the factors designed to produce an added degree of consistency from one year to the next is the use of each school for two data collections, which means that for any two successive years half of the sample of schools is the same. This, plus the fact that the other half of the school sample in a given year is from the same primary sampling units as the half sample it replaced, means that there is a good deal of consistency in the sampling and clustering of the sample from one year to the next. As a result, when cross-year comparisons are made (say, between 1976 and 1977), the design effects are appreciably smaller (i.e., the efficiency is greater) than if completely independent samples of schools had been drawn each year. In other words, the 1976

and 1977 samples are not independent; on the contrary, there is a considerable degree of covariance between them. A similar level of covariance occurs between any pair of adjacent-year samples (e.g., 1977 and 1978), because about half of the schools in both samples were the same. This covariance, or partial "matching," reduces the design effect for differences observed between adjacent years, compared to what they would have been with totally independent samples.

It follows from the discussion above that a trend over an interval greater than one year (e.g., a comparison between 1976 and 1978, which involves totally nonoverlapping school samples) is likely to have a design effect that is larger than that for a comparison between adjacent-year samples.

Variables with Unusually Large Design Effects.

Kish et al. (1976) stress the importance of computing sampling errors for many kinds of variables, and they point out that they have found "very wide ranges in values of sampling errors (standard errors and design effects) between diverse variables within the same survey" (p. 21). Our own experience has been that, among most variables, the variation in sampling errors and design effects seems more random than consistent, and thus we are reasonably comfortable with the use of averaging procedures (described below) in order to derive a set of general purpose tables. There are some important exceptions to the above generalization, however. Variables that are likely to be grouped according to geographical area (region and/or urbanicity), as well as variables that may differ systematically from one school to another, show much higher than usual amounts of homogeneity within sample clusters. It follows necessarily that such variables also have much higher than usual design effects. The variables in the Monitoring the Future study that seem most likely to show such high design effects tend to be grouped into the questionnaire segment dealing with background factors and educational aspirations (Section C of all questionnaire forms). These variables were excluded from the process of computing overall design effects and the confidence intervals provided in Tables A-1 and A-2. Appendix A provides a further discussion of some of these variables and offers some suggestions for adjusting the confidence interval tables to deal with them.

Procedures Used in Deriving Design Effects and Tables of Confidence Intervals

Having taken some pains to review the several

factors that can influence design effects and confidence intervals, it is now a fairly simple matter for us to summarize the steps followed to compute the tables of confidence intervals shown in Appendix A.

We were heavily influenced in this effort by the work of Kish and his colleagues (Kish, 1965; Kish et al., 1976) in two ways. First, we followed their recommendation that sampling errors be computed and averaged across a goodly number of variables and subgroups. Second, we paid particular attention to their observation that design effects tend to be smaller for subgroups than for total samples (a point discussed earlier in this appendix).

Confidence Intervals for Single Percentages.

Our procedure was to compute sampling errors and design effects for most of the variables that are common to all five forms (those in the C sections of all questionnaires and those in the B sections of Forms 2 through 5) and for every twentieth variable in the A, D, and E sections. (Form 1 was omitted because most of this form comprises drug-related items, and such items involve high proportions of missing data because respondents are instructed to skip over many questions that are not applicable to them.) Design effects were computed for each of the subgroups reported in this volume, as well as for the total sample. Design effects for each subgroup and for the total were averaged across variables for the C section material (all five forms), the B section material (drug use measures, all five forms), and the sampling of variables from the A, D, and E sections (single-form data). As noted earlier, the variables that showed unusually high levels of homogeneity within sample clusters were excluded from the C section variables when they were averaged. The 1977 data were used for this analysis. Later replication using 1976 data provided nearly identical values.

The averaging process consisted of taking a mean of the *square roots* of the design effects. Kish and his colleagues (1976) refer to the design effect as DEFF and to the square root of the design effect as DEFT; thus $\sqrt{\text{DEFF}} = \text{DEFT}$. We will find it useful to use this terminology in what follows. The rationale for computing means of DEFT rather than DEFF is that the former value is directly proportionate to the size of confidence intervals. A further reason for

doing so is that the values of DEFT approximate a normal distribution much more closely than do the values of DEFF, which are skewed upwards. (A comparison of mean DEFTs and median DEFTs showed them to be quite similar, something that certainly is not true of mean and median DEFFs.)

Bearing in mind that design effects tend to be smaller for subgroups than for total samples and bearing in mind also that confidence intervals are directly proportionate to DEFT and to \sqrt{N} , we plotted the mean DEFT values for the total sample and for all subgroups, in each case relating DEFT to \sqrt{N} . The results are shown in Figure B-1. Note that distinctions are made between "cross-class" and "segregated" subgroups and between mean DEFTs based on five forms and those based on single forms. (The \sqrt{N} values for the latter are, of course, much smaller.)*

Setting aside the "segregated" subgroups (regions and blacks) for the moment, it is clear that the rest of the mean DEFTs in Figure B-1 show a very clear and consistent pattern: the higher the value of \sqrt{N} , the higher the mean DEFT. It turns out that these mean DEFT values are very closely approximated by the function $\text{DEFT} = \sqrt{1.3 + 0.00015N}$, as shown by the solid line in the figure. (The function can also be stated as $\text{DEFF} = 1.3 + 0.00015N$.) The particular parameters in that function were derived empirically, but the basic function (i.e., $\text{DEFT} = \sqrt{a + bN}$) was adapted directly from the work of Kish et al. (1976).

Given the above function that fitted the mean DEFT values for the total sample and the "cross-class" subgroups, we returned to the problem of assigning DEFT values for the "segregated" subgroups. The simplest solution was to select two adjustment factors that could be multiplied by the confidence interval values in Table A-1. These adjustment factors are shown by the dashed lines in Figure B-1; they correspond to multiplying the "standard" DEFT (solid line) by a factor of 1.1 for single-form data and by a factor of 1.33 for five-form data. These adjustments, which were selected on empirical grounds, yield design effects for the "segregated" subgroups that are approximately equal to the design effects for the total sample (treating single-form and five-form data separately, of course). This is reassuring, since Kish et al. (1976) have reported that "segregated" subgroups can in general be expected to show design effects approximately equal to the design effects for the

total sample.

After the data in Figure B-1 were plotted and the form of the main function (indicated by the solid line) was determined, DEFT values for drug use measures (material in Section B of all forms) were checked. It was found that the DEFTs for only two drug categories, alcohol and marijuana, exceeded the values indicated by the function; accordingly, adjustment factors were developed for these two drugs (1.6 and 1.35, respectively).

Confidence Intervals for Differences between Two Percentages. Our procedure here was directly parallel to that followed in determining confidence intervals for single percentages. DEFT values for the differences between 1977 and 1976 percentages were computed using virtually the same set of items as used earlier. Also computed were mean DEFT values for comparisons in the same year between subgroups such as males and females, those who did and did not plan to complete four years of college, blacks and whites, pairings of regions, and pairings of drug use groups. It was found that, for any given level of N , the mean DEFT values for subgroup comparisons were quite similar to the mean DEFT values for one-year trends; accordingly, all of these mean DEFTs were included in Figure B-2, which plots mean DEFTs for differences between percentages. In this figure, as in Figure B-1, the strong relationship was evident between mean DEFTs and the numbers of cases in the two groups being compared. This relationship can be very closely approximated by the function $\text{DEFT} = \sqrt{1.3 + 0.000075N}$ (which can also be stated as $\text{DEFF} = 1.3 + 0.000075N$), where $N = 2N_1N_2/N_1 + N_2$.

It was expected on grounds of sampling theory that, as we found earlier, the function that fit most differences between percentages would not fit differences involving regions and differences involving blacks. In fact, the data indicated that some adjustment is necessary for black-white comparisons using data from all five forms and, also, for comparisons as well as trends involving any region. We have not tried to show those adjustments in Figure B-2, but the several values involved are shown in the guidelines to Table A-2.

It was also expected on the grounds of sampling theory that trends across an interval of two or more years would show somewhat higher values of DEFT than one-year trends. It turned out that this was true only for data from all five forms; data based on one form only did not show significantly

*The five-form data consisted of C section material, excluding those variables related to region, urbanicity, and/or socioeconomic level.

Figure B-1
Design Effects for Single Percentages

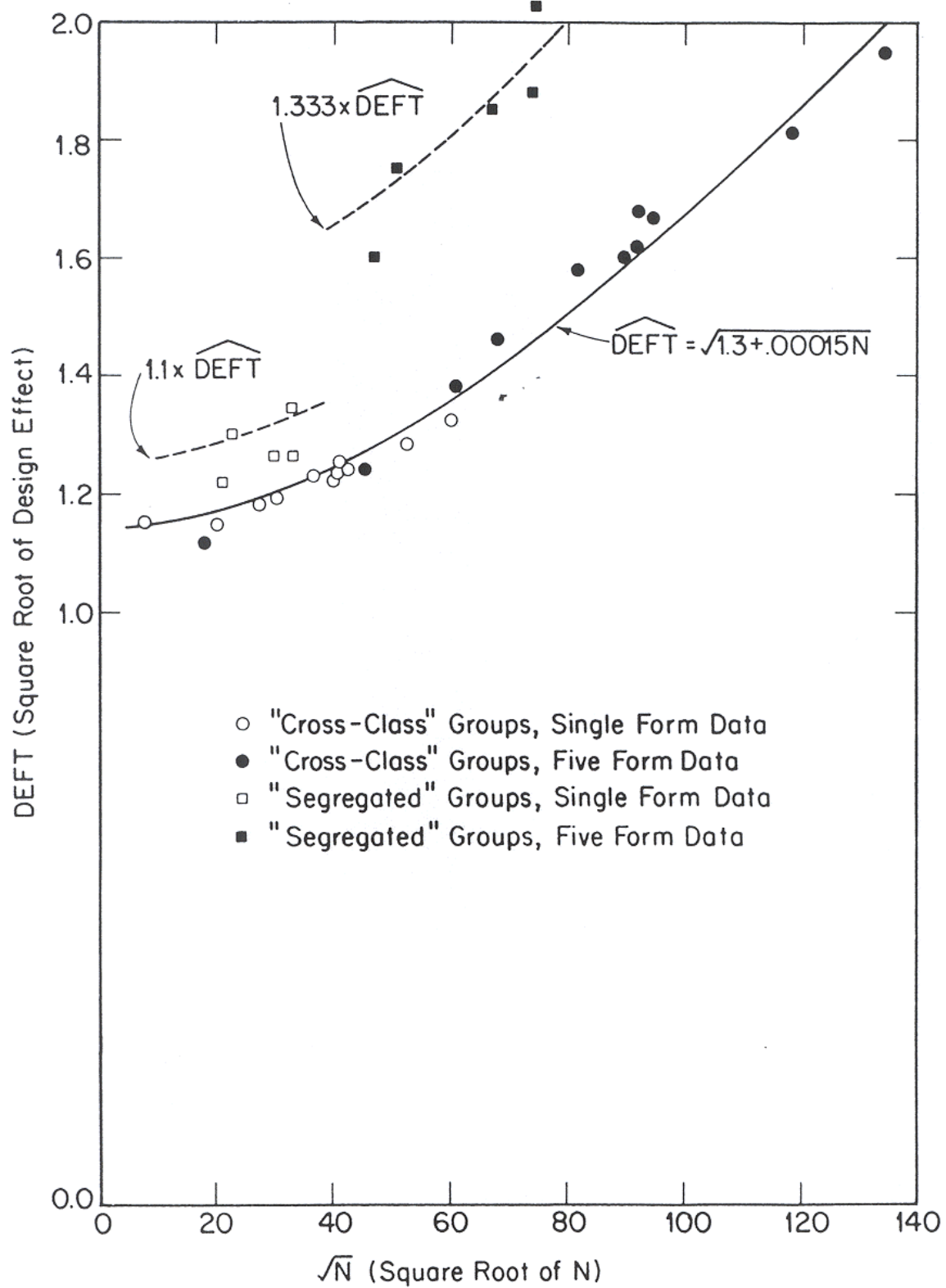
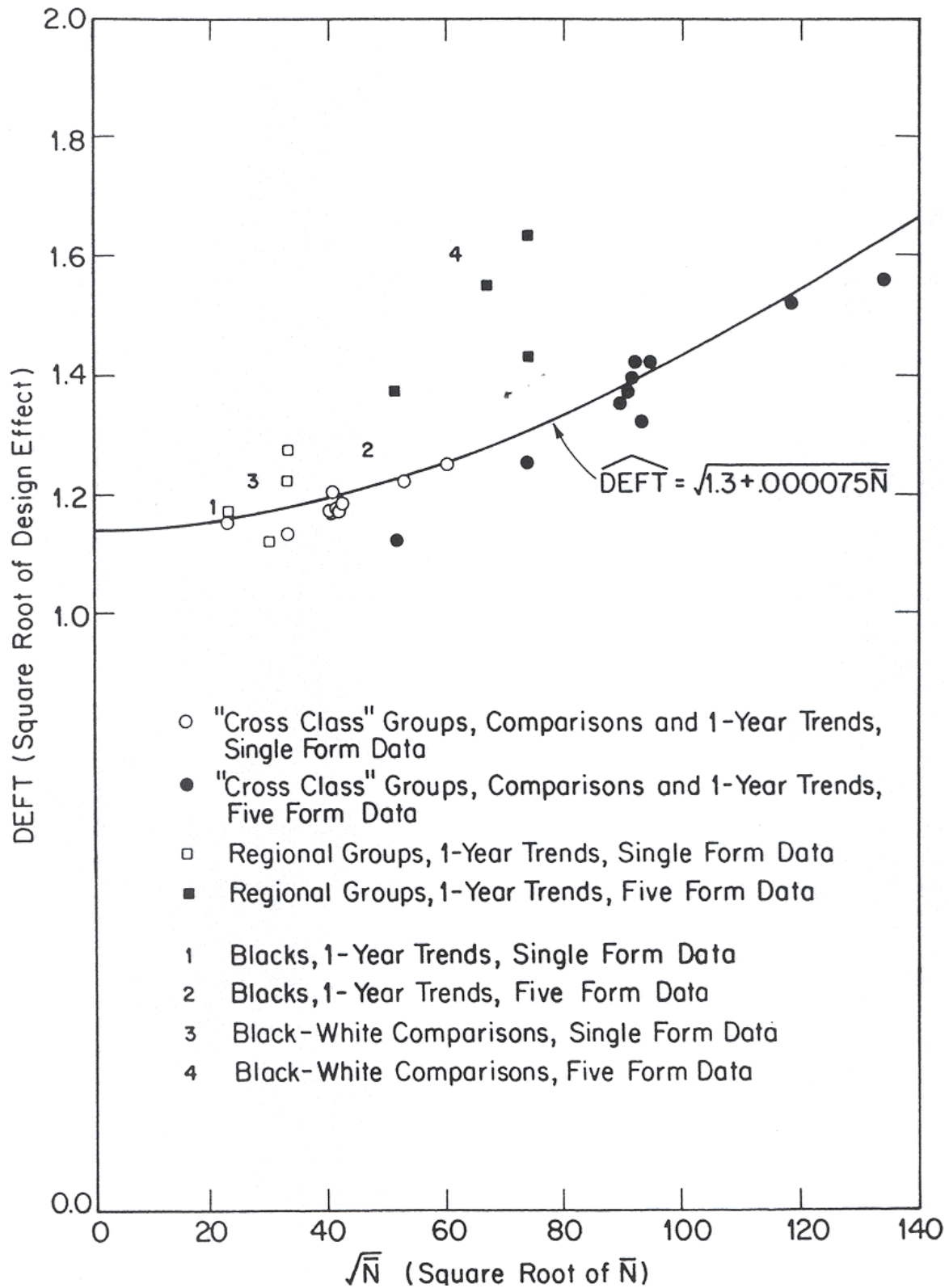


Figure B-2
Design Effects for Differences between Percentages



higher values. The adjustment factors for trends involving five forms over two or more years are shown in Table A-2.

Use of Weighted Numbers of Cases in Entering Confidence Interval Tables. We should mention in passing that the recommendations for using the tables in Appendix A indicated that *weighted N* values should be used. The computer program that generated our design effect statistics makes use of weights in calculating percentages and actual sampling variances. But in computing the DEFF ratio, defined as the actual sampling variance divided by the expected sampling variance from a simple random sample with the same number of elements, the program makes use of the *unweighted* numbers of cases to determine “the same number of elements.” Since the mean weights used in the 1975, 1976, and 1977 data tables are slightly lower than 1.0, this means that when entering the tables in Appendix A with weighted data from those years, one is being very slightly “conservative” (slightly reduced risk of a Type 1 error; slightly increased risk of a Type 2 error). It is important to realize that if one took the trouble to make corrections for this “conservatism,” the correction would rarely be as great as multiplying the Table A-1 and Table A-2 entries by a factor of about 0.95; and in the large majority of cases, the correction would involve multiplying by a factor of about 0.98. We find such discrepancies to be trivially small, particularly when compared with what Kish et al. (1976, p. 12) describe as the “heroic simplifications” required in some of the steps leading to general purpose tables of design effects and confidence intervals.

Before the 1978 data tables were produced, we had come to realize the advantages in having weighted values that averaged 1.0; accordingly, beginning with the 1978 data, the weighted *N* values in the tables do approximate the actual numbers of cases quite closely. But it was impractical to redo the 1975 through 1977 data tables to incorporate this refinement. Another alternative would have been to employ slightly different versions of Tables A-1 and A-2, containing slightly different confidence intervals for each of those three years; however, we felt that such an approach could introduce confusion when cross-year comparisons were made. Thus, we opted for the solution that seems to us to be most simple and manageable, even though it involves the slight degree of “conservatism” noted above. For readers who find this solution undesirable, we have

included Table B-1, which presents weighted and unweighted *N*s for the various subgroups for each year. Table B-1 contains *N*s for all five forms (except for 1975, which shows *N*s for Forms 2 through 5). Thus, readers who wish to avoid the slight “conservatism” (and also to be more precise for subgroups in 1978 and later whose average weight is not exactly 1.0) may determine the unweighted *N*s. Some correction for missing data should be made in this case; this can be accomplished by calculating the percentage of missing data (using the weighted *N*s from the data table and the weighted *N* from Table B-1) and adjusting the unweighted *N* accordingly. These adjusted unweighted *N*s can then be used in Appendix A.

Further Applications of These Design Effects and Sampling Errors

One of the reasons for providing the above review of the factors influencing design effects and confidence intervals, and the procedures used in computing our confidence interval tables, is to provide sufficient background and data to permit the interested reader to go beyond the material provided in Appendix A. In this section we consider two specific extensions, the calculation of levels of “statistical significance” higher than 95 percent and the computation of means and their confidence intervals.

Calculating Confidence Intervals for Higher Levels of Statistical Significance. The entries contained in Tables A-1 and A-2 provide the 95 percent confidence level (also referred to as the .05 level of significance). These entries were computed by multiplying the standard error (square root of sample variance) by a factor of 1.96. The 99 percent confidence interval (.01 level of significance) uses a factor of 2.58 standard errors, and the 99.9 percent confidence interval (.001 level of significance) uses a factor of 3.29 standard errors. To convert the entries in Tables A-1 and A-2 to these higher levels, it is necessary only to multiply the entries by the appropriate constant shown below (keeping in mind that any other adjustments required in the tables must also be applied):

Confidence Interval	Significance Level	Multiply Entries in Tables A-1 and A-2 by the Following:
99.0%	.01	2.58/1.96 = 1.32
99.9%	.001	3.29/1.96 = 1.68

Table B-1
Sample Sizes (Unweighted and Weighted) in Subgroups by Year

	Number of Cases																									
	Class of 1975*		Class of 1976		Class of 1977		Class of 1978		Class of 1979		Class of 1980		Class of 1981		Class of 1982		Class of 1983		Class of 1984		Class of 1985		Class of 1986		Class of 1987	
	Unwtd	Wtd	Unwtd	Wtd	Unwtd	Wtd	Unwtd	Wtd	Unwtd	Wtd	Unwtd	Wtd	Unwtd	Wtd	Unwtd	Wtd	Unwtd	Wtd	Unwtd	Wtd	Unwtd	Wtd	Unwtd	Wtd	Unwtd	Wtd
Total Sample	12627	12108	16678	15138	18436	15830	18924	18916	16662	16662	16524	16524	18267	18267	18348	18348	16947	16947	16499	16499	16502	16502	15713	15713	16843	16843
Sex:																										
Male	5799	5571	7999	7241	8449	7358	8603	8779	7889	7778	7935	7744	8775	8725	8979	8828	8106	8074	7653	7800	7620	7776	7231	7261	7843	7912
Female	6371	6100	7924	7257	9188	7850	9416	9266	8139	8232	7874	8078	8752	8865	8610	8788	8160	8227	8144	8029	8287	8164	7843	7855	8373	8340
Race:																										
White	**	**	12933	11796	13818	12240	14663	14847	13432	13299	12894	12846	13625	13985	13753	13887	12697	12806	12223	12337	12162	12291	11311	11713	12290	12478
Black	**	**	1806	1716	2500	1938	2205	2096	1617	1742	1939	2098	2495	2265	2203	2080	2191	2067	2281	2244	2195	1995	1901	1649	1760	1708
Region:																										
Northeast	3014	2695	4034	3570	4760	3959	4841	4607	3926	4016	4281	3877	4269	4290	4719	4741	4130	4056	3658	3387	3615	3878	3433	3720	3875	3611
North Central	3951	3832	5098	4687	5697	4758	5576	5411	5385	4874	4340	4873	5069	5484	5223	5383	4245	4784	4018	4612	4612	4516	4392	4440	4664	4489
South	3366	3857	4177	4597	4908	4820	5566	6292	4713	5055	4667	5049	5513	5600	5191	5551	5522	5434	5726	5568	5263	5028	4910	4855	5035	5431
West	2296	1724	3369	2284	3071	2294	2941	2605	2638	2717	3236	2726	3416	2893	3215	2672	3050	2673	3097	2932	3012	3079	2978	2698	3269	3313
College Plans:																										
Complete 4 yrs.	**	**	7963	6994	8933	7407	9264	8844	8571	8203	9191	8658	10256	9878	9851	9360	9342	9062	9114	9103	9592	9448	9655	9291	10791	10465
None or under 4 yrs.	**	**	7179	6877	7764	7048	7857	8413	6715	7063	5995	6578	6486	7008	6971	7507	6214	6555	6002	6124	5588	5770	4855	5277	4737	5135
Illicit Drug Use:																										
None	4329	4400	6532	6091	6672	5878	6400	6595	5426	5654	5322	5591	5954	6148	6157	6328	6001	6082	6124	6199	6401	6412	6491	6535	7035	7188
Marijuana only	2044	1894	3950	3457	4955	4050	5354	5214	4756	4610	4480	4357	4313	4179	4127	4040	3657	3599	3585	3529	3541	3449	3228	3125	3569	3514
Few pills	1163	1113	1942	1736	2173	1813	2329	2304	2171	2168	2150	2104	2297	2306	2449	2439	2308	2315	2198	2196	2228	2264	2147	2223	2138	2142
More pills	2157	1989	3427	2987	3857	3266	3906	3885	3622	3543	3873	3760	4972	4925	4896	4839	4333	4306	3946	3936	3737	3802	3261	3264	3501	3410
Any heroin	231	216	319	268	321	280	289	302	193	186	186	180	183	189	212	210	210	206	206	207	196	193	160	161	189	203

NOTE: The sample sizes for questions on a single form are approximately one-fifth of the Ns given above for 1975-88 and one-sixth of the Ns given above for 1989 and later.

*The number of cases shown for 1975 is based on Forms 2 through 5 only, because the data from Form 1 are intentionally not included in tabulations based on drug and demographic items that appeared in all forms.

**Missing data problems were severe for race and college plans in 1975; accordingly, these data have been excluded from all tables in the 1975 report.

Table B-1 (continued)

	Number of Cases																							
	Class of 1988		Class of 1989		Class of 1990		Class of 1991		Class of 1992		Class of 1993		Class of 1994		Class of 1995		Class of 1996		Class of 1997		Class of 1998		Class of 1999	
	Unwtd	Wtd	Unwtd	Wtd	Unwtd	Wtd	Unwtd	Wtd	Unwtd	Wtd	Unwtd	Wtd	Unwtd	Wtd	Unwtd	Wtd	Unwtd	Wtd	Unwtd	Wtd	Unwtd	Wtd	Unwtd	Wtd
Total Sample	16795	16795	17142	17142	15676	15676	15483	15483	16251	16251	16763	16763	15929	15929	15876	15876	14823	14823	15963	15963	15780	15780	14056	14056
Sex:																								
Male	8039	7861	8387	8156	7799	7862	7625	7617	7428	7582	7484	7708	7015	7095	7211	7293	6687	6806	7215	7269	7105	7286	6410	6485
Female	8170	8342	8223	8471	7280	7241	7233	7277	8114	8053	8459	8310	8104	8075	7935	7891	7334	7261	7781	7793	7798	7618	6901	6804
Race:																								
White	12011	12051	12235	12250	11191	11410	10222	10754	10721	11029	10985	11274	10473	10786	10744	11012	9133	9890	9434	10210	9781	10280	9180	9499
Black	2156	2063	2074	2038	1567	1614	1951	1757	2527	2244	2249	2045	1789	1761	1771	1693	2221	1719	2420	2001	1947	1885	1793	1692
Region:																								
Northeast	3706	3348	3728	3305	3225	3358	3321	2862	3462	2887	3278	2848	3073	2807	3358	2881	4032	3122	3940	3405	3358	2952	3012	2572
North																								
Central	4892	4435	4352	4589	4125	4284	4184	4089	4711	4529	4667	4717	4002	4124	3476	4380	3132	3878	3639	4249	3535	3948	3352	3668
South	4712	5753	5599	6255	4946	5262	4773	5330	5105	5787	4937	5902	5166	5861	6069	5593	5146	5345	5704	5469	5682	5928	5108	5108
West	3485	3260	3463	2992	3380	2773	3205	3202	2973	3048	3881	3296	3688	3138	2973	3022	2513	2479	2680	2839	3205	2952	2584	2708
College Plans:																								
Complete																								
4 yrs.	11118	10774	11357	11108	10461	10245	10524	10402	11445	11339	11832	11731	11460	11226	11605	11396	10740	10954	11347	11226	11499	11260	10550	10344
None or under 4 yrs.	4464	4822	4560	4889	4075	4332	3879	4089	3513	3813	3491	3780	3221	3542	3043	3351	2825	2746	3094	3342	2891	3157	2570	2848
Illicit Drug Use:																								
None	7411	7606	8195	8253	7916	8006	8443	8464	9393	9441	9272	9373	8260	8395	7890	7996	6996	7101	7121	7054	7008	7024	6196	6206
Marijuana only	3688	3605	3458	3374	2975	2901	2724	2657	2578	2523	2834	2720	3001	2863	3329	3255	3402	3254	3868	3835	3865	3818	3555	3483
Few pills	2131	2133	2071	2057	1857	1872	1714	1742	1698	1757	1776	1829	1734	1762	1731	1756	1564	1654	1711	1708	1693	1710	1461	1467
More pills	3001	2896	2832	2889	2390	2380	2085	2128	1975	1974	2252	2281	2248	2259	2273	2247	2142	2149	2420	2532	2419	2443	2189	2252
Any heroin	186	186	224	222	185	194	141	141	184	199	185	187	188	185	259	250	264	263	315	320	299	301	282	283

NOTE: The sample sizes for questions on a single form are approximately one-fifth of the Ns given above for 1975-88 and one-sixth of the Ns given above for 1989 and later.

Computing Means and Their Confidence Intervals. Many of the questionnaire items included in this volume have ordinal response scales (e.g., agree, mostly agree, neither, mostly disagree, disagree), and it is often the case that a survey analyst will be willing to treat such scales as if they involved equal intervals. In such cases, means and standard deviations are more “efficient” in their use of information than are dichotomies that yield a single percentage or a pair of percentages (e.g., those who respond “agree” or “mostly agree” vs. all others). It is a relatively straightforward matter to compute means and standard deviations for the total sample or any of the subgroups treated in this volume. The problem, then, is to be able to specify confidence intervals for the means or for the differences between pairs of means. In the case of simple random samples, one needs only the means, standard deviations (or variances), and numbers of cases in order to compute confidence intervals. But in complex samples such as the present one, it is also necessary to take account of design effects. If an estimate of design effect is available, one of the simplest procedures to follow is to divide the actual numbers of cases by the design effect (thereby “depreciating” the actual number to its equivalent value in simple random sample terms) and then employ the standard statistical procedures that have been developed for application to simple random samples. Thus, for example, if the design effect (DEFF) for a sample of 18,000 were 4, then one could divide the 18,000 by 4 and the result, 4,500, could be entered as the value of “*N*” in statistical tables and formulas designed for use with simple random samples. To take another example, if one were comparing means based on two subgroups, each involving about 9,000 cases, and if the DEFF (for both subgroups) was 2, then one could compute the significance of the difference between the two means as if the *N* for each group were 4,500 (i.e., 9,000 divided by 2).

In short, the strategy involves dividing the actual number of cases by the appropriate DEFF in order to get a “simple random sampling equivalent *N*” or, more simply, an “effective *N*” for use in statistical procedures designed for random samples.

Design Effects for Use in Computing “Effective *N*s.” In order to employ the strategy outlined

above, one must have estimates of design effects that are judged to be appropriate for one’s purposes. In the case of means based on the percentages reported in this volume, we are confident (based on personal communications with Kish) that it is appropriate to use the same DEFF values as were used in developing Tables A-1 and A-2. For other, more complex statistics, we cannot make the same assertion, although it is generally the case that design effects for such statistics are not larger than those for means and percentages (Frankel, 1971; Kish and Frankel, 1970).

In Table B-2 we provide guidelines for computing DEFF values for single percentages (or means) and for differences between two percentages (or means). For reasons discussed elsewhere in this appendix, we must provide for different (and somewhat higher) DEFFs for “segregated” subgroups (regional subgroups and sometimes also blacks) and for trends over two or more years (in contrast to one-year trends). And in all instances, of course, the DEFF values are very much influenced by the average size of sampling clusters, which is always dependent on the number of cases (*N*). Accordingly, all of the design effect formulas in Table B-2 require computations that take account of *N*. (It should also be noted that the formulas in Table B-2 correspond exactly to the values of design effects and adjustment factors used in Tables A-1 and A-2 in Appendix A.)

A Concluding Note. In their very useful paper dealing with sampling errors for fertility surveys, Kish et al. (1976) commented that some of the methods they used “emerged after several false starts.” They went on to say that the volume and diversity of the data they were dealing with “presented new challenges and opportunities.” And they added, “Our methods are subject to further developments and modifications, and we invite participation and suggestions” (p. 10). Our own attempts to apply the methods of Kish and his colleagues to the data reported in this volume have been challenged by the diversity of the data, have involved several false starts, and, we hope, are subject to further developments and modifications. We invite readers to offer their suggestions, and we also encourage readers to inquire about further work that we and/or others may carry out during the coming months and years.

Table B-2
Guidelines for Computing Design Effects (DEFFs) for
Percentages and Means Derived from Monitoring the Future Samples

Definitions	
DEFF (design effect) = $\frac{\text{estimated sampling variance}}{\text{expected sampling variance from simple random sample with same number of elements}}$	
N = number of respondents on whom a single percentage or mean is based	
$\bar{N} = 2N_1N_2/(N_1 + N_2)$, for use in comparisons of two percentages or means, based on two groups of sizes N_1 and N_2	
Design Effect Formulas	
1. For single percentages or means involving . . .	
a. Regional subgroups or blacks	
DEFF for single-form data	$(1.3 + 0.00015N)(1.21)$
DEFF for five-form data	$(1.3 + 0.00015N)(1.78)$
b. All other subgroups or total sample	
DEFF for single-form or five-form data	$1.3 + 0.00015N$
2. For comparisons between . . .	
a. Any two regions	
DEFF for single-form data	$(1.3 + 0.000075 \bar{N})(1.32)$
DEFF for five-form data	$(1.3 + 0.000075 \bar{N})(2.25)$
b. Blacks and whites	
DEFF for single-form data	$1.3 + 0.000075 \bar{N}$
DEFF for five-form data	$(1.3 + 0.000075 \bar{N})(1.56)$
c. Genders, college plans groups, or any two "drug use" subgroups	
DEFF for single-form or five-form data	$1.3 + 0.000075 \bar{N}$
3. For one-year trends involving . . .	
a. Any region	
DEFF for single-form data	$1.3 + 0.000075 \bar{N}$
DEFF for five-form data	$(1.3 + 0.000075 \bar{N})(1.56)$
b. All other subgroups or total sample	
DEFF for single-form or five-form data	$1.3 + 0.000075 \bar{N}$
4. For trends over two or more years involving . . .	
a. Any region	
DEFF for single-form data	$1.3 + 0.000075 \bar{N}$
DEFF for five-form data	$(1.3 + 0.000075 \bar{N})(1.82)$
b. All other subgroups or total sample	
DEFF for single-form data	$1.3 + 0.000075 \bar{N}$
DEFF for five-form data	$(1.3 + 0.000075 \bar{N})(1.32)$

Appendix C

Questionnaire Covers, Instructions, and Sample Page



This questionnaire is part of a nationwide study of high school seniors, conducted each year by the University of Michigan's Institute for Social Research. The questions ask your opinions about a number of things--the way things are now and the way you think they ought to be in the future. In a sense, many of your answers on the questionnaire will count as "votes" on a wide range of important issues.

If this study is to be helpful, it is important that you answer each question as thoughtfully and frankly as possible. All your answers will be kept strictly confidential, and will never be seen by anyone who knows you.

This study is completely voluntary. If there is any question that you or your parents would find objectionable for any reason, just leave it blank.

In a few months, we would like to mail each of you a summary of the nationwide results from the study. Also, in about a year we would like to mail another questionnaire to some of you, asking how your plans have worked out and what's happening in your lives.

In order to include you in the mailings, we ask for your name and address on a special form at the end of this questionnaire. This form is to be torn out and handed in separately. Once the address form and the questionnaire have been separated, there is no way they can be matched again, except by using a special computer tap at the University of Michigan. The only purpose for that tape is to match a follow-up questionnaire with this one.

Other seniors have said that these questionnaires are very interesting and that they enjoy filling them out. We hope you will too. Be sure to read the instructions on the other side of this cover page before you begin to answer. Thank you very much for being an important part of this project.

INSTITUTE FOR SOCIAL RESEARCH
THE UNIVERSITY OF MICHIGAN
ANN ARBOR, MICHIGAN

INSTRUCTIONS

1. This is not a test, so there are no right or wrong answers; we would like you to work fairly quickly, so that you can finish.
2. All of the questions should be answered by marking one of the answer spaces. If you don't always find an answer that fits exactly, use the one that comes closest. If any question does not apply to you, or you are not sure of what it means, just leave it blank.
3. Your answers will be read automatically by a machine called an optical mark reader. Please follow these instructions carefully:
 - Use only the black lead pencil you have been given
 - Make heavy black marks inside the circles.
 - Erase cleanly any answer you wish to change.
 - Make no other markings or comments on the answer pages, since they interfere with the automatic reading. (If you want to add a comment about any question, please use the space provided below.)

These kinds of markings
will work: ● ● ●

These kinds of markings
will NOT work: ○ ● ○

(THIS SPACE FOR WRITTEN COMMENTS)

WHY YOUR NAME AND ADDRESS?

As we told you earlier, we'd like to send you a summary of the nationwide results of the present study, and in about a year we want to mail a shorter questionnaire to some of you. In order to include you in these follow-ups, we would like to have an address where information will be sure to reach you during the coming year.

HOW IS CONFIDENTIALITY PROTECTED?

- The information on this page will be used ONLY for mailing, and will always be kept separate from your answers. A special Grant of Confidentiality from the U.S. government protects all information gathered in the research project.
- The questionnaire and address pages will be collected separately, sealed immediately in separate envelopes, and sent to two different sites for processing.
- Once a questionnaire and address page have been separated, there is no way they can be matched, except by using a special computer tape at the University of Michigan. That tape contains the two DIFFERENT numbers that appear on the back of this questionnaire. These numbers will be used ONLY to match a follow-up questionnaire with this one.

Before filling out this address page, please separate it from the rest of the questionnaire by FOLDING ALONG THE PERFORATED LINE AND TEARING CAREFULLY.

Please PRINT your name and the address where you can most likely be reached during the coming year.

Mr. _____
Miss _____
Ms. FIRST NAME INITIAL LAST NAME
Mrs. _____
STREET _____
CITY _____
STATE _____
TELEPHONE NO. () - _____
AREA

In case we should have trouble getting mail to you, if you move, please PRINT the name and address of one other person (with a different address than your own) who will know where to reach you in the future. (Examples of such a person: aunt or uncle, older sister or brother, or close friend.)

Mr. _____
Miss _____
Ms. FIRST NAME INITIAL LAST NAME
Mrs. _____
STREET _____
CITY _____
STATE _____
TELEPHONE NO. () - _____
AREA

THANK YOU AGAIN FOR YOUR HELP

PART A

* BEFORE BEGINNING BE SURE YOU HAVE
READ THE INSTRUCTIONS ON THE COVER.

1. Taking all things together, how would you say things are these days—would you say you're very happy, pretty happy, or not too happy these days?

- ③ Very happy
② Pretty happy
① Not too happy

2. Some people think a lot about the social problems of the nation and the world, and about how they might be solved. Others spend little time thinking about these issues. How much do you think about such things?

- ① Never
② Seldom
③ Sometimes
④ Quite often
⑤ A great deal

3. Of all the problems facing the nation today, how often do you worry about each of the following? (Mark one circle for each line.)

- | | Never | Seldom | Sometimes | Often |
|--|-------|--------|-----------|-------|
| a. Chance of nuclear war | ① | ② | ③ | ④ |
| b. Population growth | ① | ② | ③ | ④ |
| c. Crime and violence | ① | ② | ③ | ④ |
| d. Pollution | ① | ② | ③ | ④ |
| e. Energy shortages | ① | ② | ③ | ④ |
| f. Race relations | ① | ② | ③ | ④ |
| g. Hunger and poverty | ① | ② | ③ | ④ |
| h. Using open land for housing or industry | ① | ② | ③ | ④ |
| i. Urban decay | ① | ② | ③ | ④ |
| j. Economic problems | ① | ② | ③ | ④ |
| k. Drug abuse | ① | ② | ③ | ④ |

4. How well do you think your experiences and training (at home, school, work, etc.) have prepared you to be a good...

- | | Poorly | Not So Well | Fairly Well | Well | Very Well |
|------------------------------|--------|-------------|-------------|------|-----------|
| a. ...husband or wife? | ① | ② | ③ | ④ | ⑤ |
| b. ...parent? | ① | ② | ③ | ④ | ⑤ |
| c. ...worker on a job? | ① | ② | ③ | ④ | ⑤ |

5. Apart from the particular kind of work you want to do, how would you rate each of the following settings as a place to work? (Mark one circle for each line.)

- | | Not At All Acceptable | Somewhat Acceptable | Acceptable | Desirable |
|--|-----------------------|---------------------|------------|-----------|
| a. Working in a large corporation | ① | ② | ③ | ④ |
| b. Working in a small business | ① | ② | ③ | ④ |
| c. Working in a government agency | ① | ② | ③ | ④ |
| d. Working in the military service | ① | ② | ③ | ④ |
| e. Working in a school or university | ① | ② | ③ | ④ |
| f. Working in a police department or police agency | ① | ② | ③ | ④ |
| g. Working in a social service organization | ① | ② | ③ | ④ |
| h. Working with a small group of partners | ① | ② | ③ | ④ |
| i. Working on your own (self-employed) | ① | ② | ③ | ④ |

6. If you were to get enough money to live as comfortably as you'd like for the rest of your life, would you want to work?

- ① I would want to work
② I would not want to work

References

- Adelson, J. (1970, January 18). What generation gap? *New York Times Magazine*, pp. 1–11.
- Adelson, J. (1979, February). Adolescence and the generation gap. *Psychology Today*, pp. 33–37.
- Bachman, J. G., & Johnston, L. D. (1978). *The Monitoring the Future project design and procedures* (Occasional Paper No. 1). Ann Arbor: Institute for Social Research, The University of Michigan.
- Bachman, J. G., Johnston, L. D., & O'Malley, P. M. (1996). *The Monitoring the Future project after twenty-two years: Design and procedures* (Occasional Paper No. 38). Ann Arbor: Institute for Social Research, The University of Michigan.
- Bachman, J. G., & O'Malley, P. M. (1981). When four months equal a year: Inconsistencies in students' reports of drug use. *Public Opinion Quarterly*, 45, 536–48.
- Bachman, J. G., & O'Malley, P. M. (1984). Yea-saying, nay-saying, and going to extremes: Are black-white differences in survey results due to response styles? *Public Opinion Quarterly*, 48, 409–27.
- Bachman, J. G., O'Malley, P. M., & Johnston, J. (1978). *Youth in transition: Vol. 6. Adolescence to adulthood—a study of change and stability in the lives of young men*. Ann Arbor: Institute for Social Research, The University of Michigan.
- Bachman, J. G., Wallace, J. M., Jr., O'Malley, P. M., Johnston, L. D., Kurth, C. L., & Neighbors, H. W. (1991). Racial/ethnic differences in smoking, drinking, and illicit drug use among American high school seniors, 1976–1989. *American Journal of Public Health*, 81, 372–77.
- Frankel, M. R. (1971). *Inference from survey samples: An empirical investigation*. Ann Arbor: Institute for Social Research, The University of Michigan.
- Hays, W. L. (1973). *Statistics for the social sciences* (2nd ed.). New York: Holt, Rinehart, & Winston.
- Johnston, L. D. (1973). *Drugs and American youth*. Ann Arbor: Institute for Social Research, The University of Michigan.
- Johnston, L. D., Bachman, J. G., & O'Malley, P. M. (1977). *Drug use among American high school students, 1975–1977*. Washington, D.C.: National Institute on Drug Abuse.
- Johnston, L. D., Bachman, J. G., & O'Malley, P. M. (1979). *Drugs and the class of 1978: Behaviors, attitudes, and recent national trends..* Washington, D.C.: National Institute on Drug Abuse.
- Johnston, L. D., Bachman, J. G., & O'Malley, P. M. (1982). *Student drug use in America, 1975–1981*. Washington, D.C.: National Institute on Drug Abuse.
- Johnston, L. D., O'Malley, P. M., & Bachman, J. G. (1984). *Drugs and American high school students, 1975–1983*. Washington, D.C.: National Institute on Drug Abuse.
- Johnston, L. D., O'Malley, P. M., & Bachman, J. G. (2000). *National survey results on drug use from the Monitoring the Future study, 1975–1999: Vol. 1. Secondary school students*. Washington, D.C.: National Institute on Drug Abuse.
- Johnston, L. D., O'Malley, P. M., Schulenberg, J., & Bachman, J. G. (1996). *The aims and objectives of the Monitoring the Future study and progress toward fulfilling them* (Occasional Paper No. 34). Ann Arbor: Institute for Social Research, The University of Michigan.
- Kish, L. (1965). *Survey sampling*. New York: John Wiley & Sons.
- Kish, L., & Frankel, M. R. (1970). Balanced repeated replication for standard errors. *Journal of the American Statistical Association*, 65, 1071–94.
- Kish, L., Groves, R. M., & Krotki, K. P. (1976). *Sampling errors for fertility surveys* (Occasional Papers Series No. 17). Voorburg, The Netherlands: International Statistical Institute.
- U.S. Bureau of the Census. (Various years). *Current population reports* (Series P-20, Educational Attainment in the United States). Washington, D.C.: U.S. Government Printing Office.
- Wallace, J. M., Jr., & Bachman, J. G. (1991). Explaining racial/ethnic differences in adolescent drug use: The

impact of background and lifestyle. *Social Problems*, 38, 333–57.

Wallace, J. M., Jr., Bachman, J. G., O'Malley, P. M., & Johnston, L. D. (1995). Racial/ethnic differences in adolescent drug use. In G. J. Botvin, S. Schinke, & M. A. Orlandi (Eds.), *Drug abuse prevention with multiethnic youth* (pp. 59–80). Beverly Hills, CA: Sage.

Wallace, J. M., Jr., & Bachman, J. G. (1993). Validity of self-reports in student-based studies on minority populations: Issues and concerns. In M. R. De La Rosa & J. L. R. Adrados (Eds.), *Drug abuse among minority youth: Advances in research and methodology* (NIDA Research Monograph No. 130, pp. 167–200). Washington, D.C.: U.S. Government Printing Office.