

# The University of Michigan

News and Information Services

412 Maynard  
Ann Arbor, Michigan  
48109-1399

December 19, 2001 (12)  
Contact: Patti Meyer  
Phone: (734) 647-1083  
E-mail: pmeyer@isr.umich.edu  
Web: www.monitoringthefuture.org

## **Rise in ecstasy use among American teens begins to slow.**

FOR RELEASE AT 10 A.M. EST, WEDNESDAY, DECEMBER 19, 2001.

EDITORS: Results of this year's Monitoring the Future survey are being released jointly by the Department of Health and Human Services in Washington, D.C., which sponsors the study, and by the University of Michigan, which conducts the study. For further information on the study, contact the principal investigator, Lloyd D. Johnston, at (734) 763-5043.

ANN ARBOR---Use of the drug "ecstasy" continued to increase among American teen-agers in 2001, following sharp increases among adolescents and young adults in recent years, but the rate of increase finally is beginning to slow. That result comes from the most recent national survey in the Monitoring the Future series, conducted annually for the past 27 years by the University of Michigan Institute for Social Research (ISR).

Ecstasy, also known as MDMA (methylenedioxymethamphetamine), is a stimulant drug, often taken for its hallucinogenic effects. It first became popular in the "rave" and all-night party scene, and its use spread and began to rise sharply in 1999. The proportions of 8th-, 10th-, and 12th-graders who reported having ever taken ecstasy in 2001 were 5 percent, 8 percent and 12 percent, respectively.

The 2001 Monitoring the Future survey included some 44,000 students in 424 public and private secondary schools throughout the coterminous United States. Study director Lloyd D. Johnston and his fellow social psychologists, Jerald G. Bachman and Patrick M. O'Malley, have been conducting the surveys since 1975, with support provided by the National Institute on Drug Abuse, one of the National Institutes of Health in the U.S. Department of Health and Human Services. The annual surveys have included high

(more)

school seniors (12th-graders) since 1975, and nationally representative samples of 8th- and 10th-graders since 1991. Questionnaires are administered to students in their classrooms by ISR staff members each spring.

According to the investigators, ecstasy use has risen quite dramatically among young people ages 16 to 26 in the past few years, and last year (2000) also began to rise even among 8th-graders. [Tables 1 and 2, Figure 5] "Since 1998, ecstasy use has roughly doubled among American teen-agers," states Johnston. "While we are seeing a continuing increase again this year, we are also seeing evidence of a deceleration of this rise, as growing proportions of students are coming to see this drug as dangerous." (In fact, no one individual grade actually shows a statistically significant increase this year, but all of them show some continuing increase in both lifetime and annual prevalence; and taken across all three grades combined, this one-year increase is statistically significant.)

"In the past we have seen a turn-around in use occur for other drugs as a result of more young people seeing them as dangerous," Johnston observes. "We have been saying for some time that the use of this drug will not turn around until young people begin to see its use as risky, and this year, for the first time, they are finally beginning to see it as more dangerous." The proportion of 12th-graders (the only ones asked about their perceptions of risk for this drug) saying that there is a great risk associated with experimenting with ecstasy jumped by 8 percentage points this year, from 38 percent in 2000 to 46 percent in 2001. [Tables 8 and 9, Figure 5] "I believe this is happening as a result of accumulating evidence about ecstasy's adverse consequences, vigorous efforts by the National Institute on Drug Abuse to disseminate the facts about possible consequences, and extensive media coverage of the drug and its effects," adds Johnston.

At the same time, however, there is a continuing sharp increase in the availability of ecstasy, with the proportion of 12th-graders saying that they could get ecstasy "fairly" or "very" easily, increasing from 40 percent in 1999 to 51 percent in 2000, and then again to 62 percent in 2001. [Tables 12 and 13, Figure 5] "This reflects an extremely rapid spread in availability," comments Johnston, "which is due in part to the fact that this drug is still

(more)

reaching new communities." In 1998 only 53 percent of the schools in the 12th-grade national sample had any survey respondent who had used ecstasy; but this proportion rose to 66 percent by 2000, and reached 72 percent of the schools by 2001. "Thus, even if fewer students are willing to use ecstasy in the schools where it has been present, that decline very likely has been more than offset by the continuing rapid diffusion of the drug to additional areas," Johnston concludes.

The use of ecstasy has reached many demographic subgroups, according to the study results, but it is much less favored among African-American students than among white and Hispanic students. To illustrate, among 12th-graders only 2 percent of African-American students report using ecstasy in the prior year compared to 10 percent of both white and Hispanic students. "In fact, hallucinogenic drugs generally have not been nearly as popular among African-American students as they have been among whites and Hispanics," Johnston states. "The same holds true for inhalants."

Ecstasy is only one of the many illicit drugs covered by the study. A number of the others held relatively steady this year, but a few showed important changes:

Heroin: After a long period of increase, heroin use finally began to decrease among 10th- and 12th-graders in 2001. [Tables 1, 2 and 4-7, Figure 8] "These declines were substantial and highly statistically significant," according to Johnston. For example, the proportion of 10th-graders reporting any use of heroin in the prior 12 months fell from 1.4 percent in 2000 to 0.9 percent in 2001, while the comparable statistic for 12th-graders fell from 1.5 percent to 0.9 percent over the same interval. (Among 8th-graders the turn-around in heroin use began last year, although there was little further improvement this year.) All of this year's improvement came in the form of heroin use that does not involve the use of a needle---in other words, smoking or snorting it. While the degree of risk associated with heroin use has not risen much in the past few years, it remains at quite high levels.

Inhalants: The use of inhalant drugs, including solvents and aerosols, continued to decline gradually in all three grades, although the decline reached statistical significance only for 12th-graders. [Tables 1, 2, and 4-7, Figure 3] There has been a steady, gradual

(more)

decline in inhalant use among teens since 1995, as perceived risk has grown. Perceived risk increased further in 2001, which bodes well for continued improvement in the inhalant situation in the future, according to the investigators. [Tables 8 and 9, Figure 3] "We think that the active efforts of the Partnership for a Drug-Free America and other organizations to get the word out about the dangers of inhalants have paid off," says Johnston. "We observed an upward shift in this belief in all three grades in 1996, which corresponded to when the Partnership launched an ad campaign on the dangers of inhalants."

LSD: Overall hallucinogen use, and the use of LSD specifically, are below their peak levels reached in 1996 in all three grade levels. [Tables 1, 2, and 4-7, Figure 4] Gradual declines continued in 2001 in the lower grades (only that for 10th-grade was statistically significant), but not in 12th-grade. "We have seen a considerable decline in LSD use over the last five years," states Johnston, "but in this case it is not because youngsters are coming to see the drug as more dangerous." In fact, the opposite has been happening: perceived risk and disapproval of using the drug have actually been declining. [Tables 8-11 and Figure 4] "We think the reduction in LSD use may be occurring because ecstasy is displacing it as a drug of choice. The reported availability of LSD has dropped gradually in recent years, but that could simply be because fewer student have friends who are users." [Tables 12-13 and Figure 4]

Barbiturates and Narcotics Other than Heroin: Use of these two drug classes is reported only for 12th-grade students. Both drug classes had been showing a gradual, long-term increase in use until 2001, when use finally leveled off for both. [Tables 1-3]

Cocaine and Crack: The usage rates for both crack and powder cocaine are below the recent peaks reached in 1998 among the 8th-graders and in 1999 among 10th- and 12th-graders, but only the 10th-graders showed further decline this year. [Tables 1-3 and 4-7, Figures 6 and 7] These recent improvements followed a period of considerable increase in the early 1990s for both forms of cocaine use, although their usage levels never attained the high rates observed during the peak of the cocaine epidemic in the mid-1990s.

(more)

"Like most of the illicit drugs, cocaine and crack showed an increase---or what I have called a 'relapse'---in use early in the 1990s," says Johnston, "but have shown some improvement over the past several years."

Any Illicit Drug Use: At each of the three grade levels, the proportion of students who have used any of the illicit drugs during the prior year is below the recent peaks (attained in 1996 or 1997), but only among the 8th-graders is it appreciably below the peak level. [Tables 1-3 and 4-6, Figure 1] The 8th-graders had shown steady, gradual declines from their 1996 peak rates through 2000, but showed no further decline in 2001. The other two grades showed no declines in 2001 either. This leveling in 2001 is largely due to the fact that usage of marijuana---the most widely used of all of the illicit drugs---itself held steady this year. [Tables 1-3 and 4-7, Figure 2]

Alcohol: Most measures of alcohol use among teens have shown considerable stability since the beginning of the 1990s. [Tables 1-3 and 4-7, Figure 10] However, insofar as there has been change over the past decade, it was in the form of a slight increase for most alcohol-use measures in the early 1990s, reaching peak rates in 1996 or 1997, followed by a slight decrease over the time interval since then. The recent fall-off has been most pronounced among the 8th-graders who, for example, showed a decline in 30-day prevalence of any alcohol use from 26 percent in 1996 to 22 percent in 2001. They also showed a slight decline in the 30-day prevalence of being drunk, which dropped from 10 percent to 8 percent over the same interval.

#####

Monitoring the Future is funded under an investigator-initiated research grant from the National Institute on Drug Abuse. Surveys of nationally representative samples of American high school seniors were begun in 1975, making the class of 2001 the 27th such class surveyed. Surveys of 8th- and 10th-graders were added to the design in 1991, making the 2001 nationally representative samples the 11th such classes surveyed. The sample sizes in 2001 are 16,800 8th-graders, 14,300 10th-graders, and 13,300 12th-graders, for a total of 44,300 students in all. These students are located in 424 private and public secondary schools across the coterminous United States, selected with probability proportionate to size, to yield nationally representative samples of students in each of the three grade levels.

(more)

(12) Drug study---Page 6

The findings summarized here will be published in the forthcoming volume:  
Johnston, L.D., O'Malley, P.M., & Bachman, J.G. (2002). *Monitoring the Future national results on adolescent drug use: Overview of key findings, 2001*. (NIH Publication No. [yet to be assigned].) Bethesda MD: National Institute on Drug Abuse.

Established in 1948, the Institute for Social Research (ISR) is among the world's oldest survey research organizations, and a world leader in the development and application of social science methodology. ISR conducts some of the most widely-cited studies in the nation, including the Survey of Consumers, the National Election Studies, the Monitoring the Future Study, the Panel Study of Income Dynamics, the Health and Retirement Study, and the National Survey of Black Americans. Visit the ISR Web site at [www.isr.umich.edu](http://www.isr.umich.edu) for more information.

[MtFDrug2001pm]

**TABLE 1**  
**Trends in Lifetime Prevalence of Use of Various Drugs for Eighth, Tenth, and Twelfth Graders**  
(Entries are percentages)

|  | <u>Lifetime</u> |             |             |             |             |             |             |             |             |             |             | <u>'00-'01<br/>change</u> |
|--|-----------------|-------------|-------------|-------------|-------------|-------------|-------------|-------------|-------------|-------------|-------------|---------------------------|
|  | <u>1991</u>     | <u>1992</u> | <u>1993</u> | <u>1994</u> | <u>1995</u> | <u>1996</u> | <u>1997</u> | <u>1998</u> | <u>1999</u> | <u>2000</u> | <u>2001</u> |                           |
| Any Illicit Drug <sup>a</sup>                        |                 |             |             |             |             |             |             |             |             |             |             |                           |
| 8th Grade  | 18.7            | 20.6        | 22.5        | 25.7        | 28.5        | 31.2        | 29.4        | 29.0        | 28.3        | 26.8        | 26.8        | 0.0                       |
| 10th Grade   | 30.6            | 29.8        | 32.8        | 37.4        | 40.9        | 45.4        | 47.3        | 44.9        | 46.2        | 45.6        | 45.6        | +0.1                      |
| 12th Grade   | 44.1            | 40.7        | 42.9        | 45.6        | 48.4        | 50.8        | 54.3        | 54.1        | 54.7        | 54.0        | 53.9        | -0.1                      |
| Any Illicit Drug Other Than Marijuana <sup>a,b</sup> |                 |             |             |             |             |             |             |             |             |             |             |                           |
| 8th Grade  | 14.3            | 15.6        | 16.8        | 17.5        | 18.8        | 19.2        | 17.7        | 16.9        | 16.3        | 15.8        | 14.8        | -1.0                      |
| 10th Grade   | 19.1            | 19.2        | 20.9        | 21.7        | 24.3        | 25.5        | 25.0        | 23.6        | 24.0        | 23.1        | 23.4        | +0.3                      |
| 12th Grade   | 26.9            | 25.1        | 26.7        | 27.6        | 28.1        | 28.5        | 30.0        | 29.4        | 29.4        | 29.0        | 28.5        | -0.5                      |
| Any Illicit Drug Including Inhalants <sup>a,c</sup>  |                 |             |             |             |             |             |             |             |             |             |             |                           |
| 8th Grade  | 28.5            | 29.6        | 32.3        | 35.1        | 38.1        | 39.4        | 38.1        | 37.8        | 37.2        | 35.1        | 34.5        | -0.6                      |
| 10th Grade   | 36.1            | 36.2        | 38.7        | 42.7        | 45.9        | 49.8        | 50.9        | 49.3        | 49.9        | 49.3        | 48.8        | -0.5                      |
| 12th Grade   | 47.6            | 44.4        | 46.6        | 49.1        | 51.5        | 53.5        | 56.3        | 56.1        | 56.3        | 57.0        | 56.0        | -1.1                      |
| Marijuana/Hashish                                    |                 |             |             |             |             |             |             |             |             |             |             |                           |
| 8th Grade  | 10.2            | 11.2        | 12.6        | 16.7        | 19.9        | 23.1        | 22.6        | 22.2        | 22.0        | 20.3        | 20.4        | +0.1                      |
| 10th Grade   | 23.4            | 21.4        | 24.4        | 30.4        | 34.1        | 39.8        | 42.3        | 39.6        | 40.9        | 40.3        | 40.1        | -0.2                      |
| 12th Grade   | 36.7            | 32.6        | 35.3        | 38.2        | 41.7        | 44.9        | 49.6        | 49.1        | 49.7        | 48.8        | 49.0        | +0.2                      |
| Inhalants <sup>c,d</sup>                             |                 |             |             |             |             |             |             |             |             |             |             |                           |
| 8th Grade  | 17.6            | 17.4        | 19.4        | 19.9        | 21.6        | 21.2        | 21.0        | 20.5        | 19.7        | 17.9        | 17.1        | -0.8                      |
| 10th Grade   | 15.7            | 16.6        | 17.5        | 18.0        | 19.0        | 19.3        | 18.3        | 18.3        | 17.0        | 16.6        | 15.2        | -1.4                      |
| 12th Grade   | 17.6            | 16.6        | 17.4        | 17.7        | 17.4        | 16.6        | 16.1        | 15.2        | 15.4        | 14.2        | 13.0        | -1.2                      |
| Nitrites <sup>e</sup>                                |                 |             |             |             |             |             |             |             |             |             |             |                           |
| 8th Grade  | —               | —           | —           | —           | —           | —           | —           | —           | —           | —           | —           | —                         |
| 10th Grade   | —               | —           | —           | —           | —           | —           | —           | —           | —           | —           | —           | —                         |
| 12th Grade   | 1.6             | 1.5         | 1.4         | 1.7         | 1.5         | 1.8         | 2.0         | 2.7         | 1.7         | 0.8         | 1.9         | +1.1s                     |
| Hallucinogens <sup>b,d</sup>                         |                 |             |             |             |             |             |             |             |             |             |             |                           |
| 8th Grade  | 3.2             | 3.8         | 3.9         | 4.3         | 5.2         | 5.9         | 5.4         | 4.9         | 4.8         | 4.6         | 4.0         | -0.7                      |
| 10th Grade   | 6.1             | 6.4         | 6.8         | 8.1         | 9.3         | 10.5        | 10.5        | 9.8         | 9.7         | 8.9         | 7.8         | -1.1                      |
| 12th Grade   | 9.6             | 9.2         | 10.9        | 11.4        | 12.7        | 14.0        | 15.1        | 14.1        | 13.7        | 13.0        | 12.8        | -0.2                      |
| LSD  |                 |             |             |             |             |             |             |             |             |             |             |                           |
| 8th Grade  | 2.7             | 3.2         | 3.5         | 3.7         | 4.4         | 5.1         | 4.7         | 4.1         | 4.1         | 3.9         | 3.4         | -0.4                      |
| 10th Grade   | 5.6             | 5.8         | 6.2         | 7.2         | 8.4         | 9.4         | 9.5         | 8.5         | 8.5         | 7.6         | 6.3         | -1.2                      |
| 12th Grade   | 8.8             | 8.6         | 10.3        | 10.5        | 11.7        | 12.6        | 13.6        | 12.6        | 12.2        | 11.1        | 10.9        | -0.2                      |
| Hallucinogens Other Than LSD <sup>b</sup>            |                 |             |             |             |             |             |             |             |             |             |             |                           |
| 8th Grade  | 1.4             | 1.7         | 1.7         | 2.2         | 2.5         | 3.0         | 2.6         | 2.5         | 2.4         | 2.3         | 1.8         | -0.5                      |
| 10th Grade   | 2.2             | 2.5         | 2.8         | 3.8         | 3.9         | 4.7         | 4.8         | 5.0         | 4.7         | 4.8         | 4.0         | -0.8                      |
| 12th Grade   | 3.7             | 3.3         | 3.9         | 4.9         | 5.4         | 6.8         | 7.5         | 7.1         | 6.7         | 6.9         | 7.0         | +0.1                      |
| PCP <sup>e</sup>                                     |                 |             |             |             |             |             |             |             |             |             |             |                           |
| 8th Grade  | —               | —           | —           | —           | —           | —           | —           | —           | —           | —           | —           | —                         |
| 10th Grade   | —               | —           | —           | —           | —           | —           | —           | —           | —           | —           | —           | —                         |
| 12th Grade   | 2.9             | 2.4         | 2.9         | 2.8         | 2.7         | 4.0         | 3.9         | 3.9         | 3.4         | 3.4         | 3.5         | +0.2                      |

(Table continued on next page)

**TABLE 1 (cont.)**

**Trends in Lifetime Prevalence of Use of Various Drugs for Eighth, Tenth, and Twelfth Graders**

|                                | Lifetime |      |      |      |      |      |      |      |      |      |      | '00-'01<br>change |
|--------------------------------|----------|------|------|------|------|------|------|------|------|------|------|-------------------|
|                                | 1991     | 1992 | 1993 | 1994 | 1995 | 1996 | 1997 | 1998 | 1999 | 2000 | 2001 |                   |
| MDMA (Ecstasy) <sup>e,f</sup>  |          |      |      |      |      |      |      |      |      |      |      |                   |
| 8th Grade                      | —        | —    | —    | —    | —    | 3.4  | 3.2  | 2.7  | 2.7  | 4.3  | 5.2  | +1.0              |
| 10th Grade                     | —        | —    | —    | —    | —    | 5.6  | 5.7  | 5.1  | 6.0  | 7.3  | 8.0  | +0.7              |
| 12th Grade                     | —        | —    | —    | —    | —    | 6.1  | 6.9  | 5.8  | 8.0  | 11.0 | 11.7 | +0.7              |
| Cocaine                        |          |      |      |      |      |      |      |      |      |      |      |                   |
| 8th Grade                      | 2.3      | 2.9  | 2.9  | 3.6  | 4.2  | 4.5  | 4.4  | 4.6  | 4.7  | 4.5  | 4.3  | -0.2              |
| 10th Grade                     | 4.1      | 3.3  | 3.6  | 4.3  | 5.0  | 6.5  | 7.1  | 7.2  | 7.7  | 6.9  | 5.7  | -1.2s             |
| 12th Grade                     | 7.8      | 6.1  | 6.1  | 5.9  | 6.0  | 7.1  | 8.7  | 9.3  | 9.8  | 8.6  | 8.2  | -0.4              |
| Crack                          |          |      |      |      |      |      |      |      |      |      |      |                   |
| 8th Grade                      | 1.3      | 1.6  | 1.7  | 2.4  | 2.7  | 2.9  | 2.7  | 3.2  | 3.1  | 3.1  | 3.0  | -0.2              |
| 10th Grade                     | 1.7      | 1.5  | 1.8  | 2.1  | 2.8  | 3.3  | 3.6  | 3.9  | 4.0  | 3.7  | 3.1  | -0.6s             |
| 12th Grade                     | 3.1      | 2.6  | 2.6  | 3.0  | 3.0  | 3.3  | 3.9  | 4.4  | 4.6  | 3.9  | 3.7  | -0.2              |
| Other Cocaine <sup>g</sup>     |          |      |      |      |      |      |      |      |      |      |      |                   |
| 8th Grade                      | 2.0      | 2.4  | 2.4  | 3.0  | 3.4  | 3.8  | 3.5  | 3.7  | 3.8  | 3.5  | 3.3  | -0.2              |
| 10th Grade                     | 3.8      | 3.0  | 3.3  | 3.8  | 4.4  | 5.5  | 6.1  | 6.4  | 6.8  | 6.0  | 5.0  | -1.1              |
| 12th Grade                     | 7.0      | 5.3  | 5.4  | 5.2  | 5.1  | 6.4  | 8.2  | 8.4  | 8.8  | 7.7  | 7.4  | -0.3              |
| Heroin <sup>h</sup>            |          |      |      |      |      |      |      |      |      |      |      |                   |
| 8th Grade                      | 1.2      | 1.4  | 1.4  | 2.0  | 2.3  | 2.4  | 2.1  | 2.3  | 2.3  | 1.9  | 1.7  | -0.2              |
| 10th Grade                     | 1.2      | 1.2  | 1.3  | 1.5  | 1.7  | 2.1  | 2.1  | 2.3  | 2.3  | 2.2  | 1.7  | -0.6s             |
| 12th Grade                     | 0.9      | 1.2  | 1.1  | 1.2  | 1.6  | 1.8  | 2.1  | 2.0  | 2.0  | 2.4  | 1.8  | -0.6s             |
| With a needle <sup>i</sup>     |          |      |      |      |      |      |      |      |      |      |      |                   |
| 8th Grade                      | —        | —    | —    | —    | 1.5  | 1.6  | 1.3  | 1.4  | 1.6  | 1.1  | 1.2  | 0.0               |
| 10th Grade                     | —        | —    | —    | —    | 1.0  | 1.1  | 1.1  | 1.2  | 1.3  | 1.0  | 0.8  | -0.2              |
| 12th Grade                     | —        | —    | —    | —    | 0.7  | 0.8  | 0.9  | 0.8  | 0.9  | 0.8  | 0.7  | -0.1              |
| Without a needle <sup>i</sup>  |          |      |      |      |      |      |      |      |      |      |      |                   |
| 8th Grade                      | —        | —    | —    | —    | 1.5  | 1.6  | 1.4  | 1.5  | 1.4  | 1.3  | 1.1  | -0.2              |
| 10th Grade                     | —        | —    | —    | —    | 1.1  | 1.7  | 1.7  | 1.7  | 1.6  | 1.7  | 1.3  | -0.4s             |
| 12th Grade                     | —        | —    | —    | —    | 1.4  | 1.7  | 2.1  | 1.6  | 1.8  | 2.4  | 1.5  | -0.9ss            |
| Other Narcotics <sup>j</sup>   |          |      |      |      |      |      |      |      |      |      |      |                   |
| 8th Grade                      | —        | —    | —    | —    | —    | —    | —    | —    | —    | —    | —    | —                 |
| 10th Grade                     | —        | —    | —    | —    | —    | —    | —    | —    | —    | —    | —    | —                 |
| 12th Grade                     | 6.6      | 6.1  | 6.4  | 6.6  | 7.2  | 8.2  | 9.7  | 9.8  | 10.2 | 10.6 | 9.9  | -0.8              |
| Amphetamines <sup>j</sup>      |          |      |      |      |      |      |      |      |      |      |      |                   |
| 8th Grade                      | 10.5     | 10.8 | 11.8 | 12.3 | 13.1 | 13.5 | 12.3 | 11.3 | 10.7 | 9.9  | 10.2 | +0.3              |
| 10th Grade                     | 13.2     | 13.1 | 14.9 | 15.1 | 17.4 | 17.7 | 17.0 | 16.0 | 15.7 | 15.7 | 16.0 | +0.3              |
| 12th Grade                     | 15.4     | 13.9 | 15.1 | 15.7 | 15.3 | 15.3 | 16.5 | 16.4 | 16.3 | 15.6 | 16.2 | +0.6              |
| Methamphetamine <sup>k,l</sup> |          |      |      |      |      |      |      |      |      |      |      |                   |
| 8th Grade                      | —        | —    | —    | —    | —    | —    | —    | —    | 4.5  | 4.2  | 4.4  | +0.2              |
| 10th Grade                     | —        | —    | —    | —    | —    | —    | —    | —    | 7.3  | 6.9  | 6.4  | -0.5              |
| 12th Grade                     | —        | —    | —    | —    | —    | —    | —    | —    | 8.2  | 7.9  | 6.9  | -0.9              |

(Table continued on next page)



**TABLE 1 (cont.)**

**Trends in Lifetime Prevalence of Use of Various Drugs for Eighth, Tenth, and Twelfth Graders**

|                                | Lifetime |      |      |      |      |      |      |      |      |      |      | '00-'01<br>change |
|--------------------------------|----------|------|------|------|------|------|------|------|------|------|------|-------------------|
|                                | 1991     | 1992 | 1993 | 1994 | 1995 | 1996 | 1997 | 1998 | 1999 | 2000 | 2001 |                   |
| Ice <sup>l</sup>               |          |      |      |      |      |      |      |      |      |      |      |                   |
| 8th Grade                      | —        | —    | —    | —    | —    | —    | —    | —    | —    | —    | —    | —                 |
| 10th Grade                     | —        | —    | —    | —    | —    | —    | —    | —    | —    | —    | —    | —                 |
| 12th Grade                     | 3.3      | 2.9  | 3.1  | 3.4  | 3.9  | 4.4  | 4.4  | 5.3  | 4.8  | 4.0  | 4.1  | +0.1              |
| Barbiturates <sup>l</sup>      |          |      |      |      |      |      |      |      |      |      |      |                   |
| 8th Grade                      | —        | —    | —    | —    | —    | —    | —    | —    | —    | —    | —    | —                 |
| 10th Grade                     | —        | —    | —    | —    | —    | —    | —    | —    | —    | —    | —    | —                 |
| 12th Grade                     | 6.2      | 5.5  | 6.3  | 7.0  | 7.4  | 7.6  | 8.1  | 8.7  | 8.9  | 9.2  | 8.7  | -0.5              |
| Tranquilizers <sup>b,j</sup>   |          |      |      |      |      |      |      |      |      |      |      |                   |
| 8th Grade                      | 3.8      | 4.1  | 4.4  | 4.6  | 4.5  | 5.3  | 4.8  | 4.6  | 4.4  | 4.4  | 4.7  | +0.3              |
| 10th Grade                     | 5.8      | 5.9  | 5.7  | 5.4  | 6.0  | 7.1  | 7.3  | 7.8  | 7.9  | 8.0  | 8.1  | +0.1              |
| 12th Grade                     | 7.2      | 6.0  | 6.4  | 6.6  | 7.1  | 7.2  | 7.8  | 8.5  | 9.3  | 8.9  | 9.2  | +0.4              |
| Rohypnol <sup>e,m</sup>        |          |      |      |      |      |      |      |      |      |      |      |                   |
| 8th Grade                      | —        | —    | —    | —    | —    | 1.5  | 1.1  | 1.4  | 1.3  | 1.0  | 1.1  | +0.1              |
| 10th Grade                     | —        | —    | —    | —    | —    | 1.5  | 1.7  | 2.0  | 1.8  | 1.3  | 1.5  | +0.2              |
| 12th Grade                     | —        | —    | —    | —    | —    | 1.2  | 1.8  | 3.0  | 2.0  | 1.5  | 1.7  | +0.3              |
| Alcohol <sup>n</sup>           |          |      |      |      |      |      |      |      |      |      |      |                   |
| Any use                        |          |      |      |      |      |      |      |      |      |      |      |                   |
| 8th Grade                      | 70.1     | 69.3 | 67.1 | —    | —    | —    | —    | —    | —    | —    | —    | —                 |
| 10th Grade                     | 83.8     | 82.3 | 80.8 | —    | —    | —    | —    | —    | —    | —    | —    | —                 |
| 12th Grade                     | 88.0     | 87.5 | 87.0 | —    | —    | —    | —    | —    | —    | —    | —    | —                 |
| Been Drunk <sup>l</sup>        |          |      |      |      |      |      |      |      |      |      |      |                   |
| 8th Grade                      | 26.7     | 26.8 | 26.4 | 25.9 | 25.3 | 26.8 | 25.2 | 24.8 | 24.8 | 25.1 | 23.4 | -1.7              |
| 10th Grade                     | 50.0     | 47.7 | 47.9 | 47.2 | 46.9 | 48.5 | 49.4 | 46.7 | 48.9 | 49.3 | 48.2 | -1.1              |
| 12th Grade                     | 65.4     | 63.4 | 62.5 | 62.9 | 63.2 | 61.8 | 64.2 | 62.4 | 62.3 | 62.3 | 63.9 | +1.6              |
| Cigarettes                     |          |      |      |      |      |      |      |      |      |      |      |                   |
| Any use                        |          |      |      |      |      |      |      |      |      |      |      |                   |
| 8th Grade                      | 44.0     | 45.2 | 45.3 | 46.1 | 46.4 | 49.2 | 47.3 | 45.7 | 44.1 | 40.5 | 36.6 | -3.9ss            |
| 10th Grade                     | 55.1     | 53.5 | 56.3 | 56.9 | 57.6 | 61.2 | 60.2 | 57.7 | 57.6 | 55.1 | 52.8 | -2.3s             |
| 12th Grade                     | 63.1     | 61.8 | 61.9 | 62.0 | 64.2 | 63.5 | 65.4 | 65.3 | 64.6 | 62.5 | 61.0 | -1.5              |
| Smokeless Tobacco <sup>o</sup> |          |      |      |      |      |      |      |      |      |      |      |                   |
| 8th Grade                      | 22.2     | 20.7 | 18.7 | 19.9 | 20.0 | 20.4 | 16.8 | 15.0 | 14.4 | 12.8 | 11.7 | -1.1              |
| 10th Grade                     | 28.2     | 26.6 | 28.1 | 29.2 | 27.6 | 27.4 | 26.3 | 22.7 | 20.4 | 19.1 | 19.5 | +0.4              |
| 12th Grade                     | —        | 32.4 | 31.0 | 30.7 | 30.9 | 29.8 | 25.3 | 26.2 | 23.4 | 23.1 | 19.7 | -3.4              |
| Steroids <sup>l</sup>          |          |      |      |      |      |      |      |      |      |      |      |                   |
| 8th Grade                      | 1.9      | 1.7  | 1.6  | 2.0  | 2.0  | 1.8  | 1.8  | 2.3  | 2.7  | 3.0  | 2.8  | -0.2              |
| 10th Grade                     | 1.8      | 1.7  | 1.7  | 1.8  | 2.0  | 1.8  | 2.0  | 2.0  | 2.7  | 3.5  | 3.5  | 0.0               |
| 12th Grade                     | 2.1      | 2.1  | 2.0  | 2.4  | 2.3  | 1.9  | 2.4  | 2.7  | 2.9  | 2.5  | 3.7  | +1.2s             |

NOTES: Level of significance of difference between the two most recent classes:  
s = .05, ss = .01, sss = .001. '—' indicates data not available.  
Any apparent inconsistency between the change estimate and the prevalence of use estimates  
for the two most recent classes is due to rounding error.

SOURCE: The Monitoring the Future Study, the University of Michigan.

### Footnotes for Table 1 to Table 3

| Approximate Weighted Ns | 1991   | 1992   | 1993   | 1994   | 1995   | 1996   | 1997   | 1998   | 1999   | 2000   | 2001   |
|-------------------------|--------|--------|--------|--------|--------|--------|--------|--------|--------|--------|--------|
| 8th Grade               | 17,500 | 18,600 | 18,300 | 17,300 | 17,500 | 17,800 | 18,600 | 18,100 | 16,700 | 16,700 | 16,200 |
| 10th Grade              | 14,800 | 14,800 | 15,300 | 15,800 | 17,000 | 15,600 | 15,500 | 15,000 | 13,600 | 14,300 | 14,000 |
| 12th Grade              | 15,000 | 15,800 | 16,300 | 15,400 | 15,400 | 14,300 | 15,400 | 15,200 | 13,600 | 12,800 | 12,800 |

<sup>a</sup>For 12th graders only: Use of “any illicit drug” includes any use of marijuana, LSD, other hallucinogens, crack, other cocaine, or heroin, or any use of other narcotics, amphetamines, barbiturates, or tranquilizers not under a doctor’s orders. For 8th and 10th graders: The use of other narcotics and barbiturates has been excluded, because these younger respondents appear to overreport use (perhaps because they include the use of nonprescription drugs in their answers).

<sup>b</sup>In 2001 the question text was changed on half of the questionnaire forms for each grade. “Other psychedelics” was changed to “other hallucinogens” and “shrooms” was added to the list of examples. For the tranquilizer list of examples, Miltown was replaced with Xanax. The 2000 data presented here are based on all forms. The 2001 estimates are based on the unchanged forms only; N is one-half of N indicated. The change score given is the difference between the unchanged forms only in both 2000 and 2001. Data for “any illicit drugs other than marijuana” and “hallucinogens” are also affected by these changes.

<sup>c</sup>For 12th graders only: Data based on five of six forms in 1991-98; N is five-sixths of N indicated. Beginning in 1999, data based on three of six forms; N is three-sixths of N indicated.

<sup>d</sup>Inhalants are unadjusted for underreporting of amyl and butyl nitrites; hallucinogens are unadjusted for underreporting of PCP.

<sup>e</sup>For 12th graders only: Data based on one form; N is one-sixth of N indicated.

<sup>f</sup>For 8th and 10th graders only: Data based on one form in 1996; N is one-half of N indicated. Beginning in 1997, data based on one-third of N indicated due to changes on the questionnaire forms.

<sup>g</sup>For 12th graders only: Data based on four of six forms; N is four-sixths of N indicated.

<sup>h</sup>In 1995, the heroin question was changed in three of six forms for 12th graders and in one of two forms for 8th and 10th graders. Separate questions were asked for use with injection and without injection. Data presented here represent the combined data from all forms. In 1996, the heroin question was changed in all remaining 8th and 10th grade forms.

<sup>i</sup>For 8th and 10th graders only: Data based on one of two forms in 1995; N is one-half of N indicated. Data based on all forms beginning in 1996. For 12th graders only: Data based on three of six forms; N is three-sixths of N indicated.

<sup>j</sup>Only drug use which was not under a doctor’s orders is included here.

<sup>k</sup>For 8th and 10th graders only: Data based on one of four forms; N is one-third of N indicated.

<sup>l</sup>For 12th graders only: Data based on two of six forms; N is two-sixths of N indicated.

<sup>m</sup>For 8th and 10th graders only: Data based on one of two forms in 1996; N is one-half of N indicated. Data based on three of four forms in 1997–98; N is two-thirds of N indicated. Beginning in 1999, data based on two of four forms; N is one-third of N indicated.

<sup>n</sup>For all grades: In 1993, the question text was changed slightly in half of the forms to indicate that a “drink” meant “more than a few sips.” The data in the upper line for alcohol came from forms using the original wording, while the data in the lower line came from forms using the revised wording. In 1993, each line of data was based on one of two forms for the 8th and 10th graders and on three of six forms for the 12th graders. N is one-half of N indicated for all groups. Beginning in 1994, data based on all forms for all grades.

<sup>o</sup>For 8th and 10th graders only: Data based on one of two forms for 1991–96 and on two of four forms beginning in 1997; N is one-half of N indicated.

<sup>p</sup>For 12th graders only: Data based on two of six forms in 2000; N is two-sixths of N indicated. Data based on three of six forms beginning in 2001; N is three-sixths of N indicated.

<sup>q</sup>Daily use is defined as use on twenty or more occasions in the past thirty days except for cigarettes and smokeless tobacco, for which actual daily use is measured, and for 5+ drinks, for which the prevalence or having five or more drinks in a row in the last two weeks is measured.

**TABLE 2**  
**Trends in Annual and 30-Day Prevalence of Use of Various Drugs**  
**for Eighth, Tenth, and Twelfth Graders**

|  | <u>Annual</u> |      |      |      |      |      |      |      |      |      |      | <u>30-Day</u>     |      |      |      |      |      |      |      |      |      |      |      |                   |
|--|---------------|------|------|------|------|------|------|------|------|------|------|-------------------|------|------|------|------|------|------|------|------|------|------|------|-------------------|
|  | 1991          | 1992 | 1993 | 1994 | 1995 | 1996 | 1997 | 1998 | 1999 | 2000 | 2001 | '00-'01<br>change | 1991 | 1992 | 1993 | 1994 | 1995 | 1996 | 1997 | 1998 | 1999 | 2000 | 2001 | '00-'01<br>change |
| Any Illicit Drug <sup>a</sup>                        |               |      |      |      |      |      |      |      |      |      |      |                   |      |      |      |      |      |      |      |      |      |      |      |                   |
| 8th Grade  | 11.3          | 12.9 | 15.1 | 18.5 | 21.4 | 23.6 | 22.1 | 21.0 | 20.5 | 19.5 | 19.5 | 0.0               | 5.7  | 6.8  | 8.4  | 10.9 | 12.4 | 14.6 | 12.9 | 12.1 | 12.2 | 11.9 | 11.7 | -0.2              |
| 10th Grade   | 21.4          | 20.4 | 24.7 | 30.0 | 33.3 | 37.5 | 38.5 | 35.0 | 35.9 | 36.4 | 37.2 | +0.8              | 11.6 | 11.0 | 14.0 | 18.5 | 20.2 | 23.2 | 23.0 | 21.5 | 22.1 | 22.5 | 22.7 | +0.2              |
| 12th Grade   | 29.4          | 27.1 | 31.0 | 35.8 | 39.0 | 40.2 | 42.4 | 41.4 | 42.1 | 40.9 | 41.4 | +0.6              | 16.4 | 14.4 | 18.3 | 21.9 | 23.8 | 24.6 | 26.2 | 25.6 | 25.9 | 24.9 | 25.7 | +0.8              |
| Any Illicit Drug Other Than Marijuana <sup>a,b</sup> |               |      |      |      |      |      |      |      |      |      |      |                   |      |      |      |      |      |      |      |      |      |      |      |                   |
| 8th Grade  | 8.4           | 9.3  | 10.4 | 11.3 | 12.6 | 13.1 | 11.8 | 11.0 | 10.5 | 10.2 | 9.9  | -0.2              | 3.8  | 4.7  | 5.3  | 5.6  | 6.5  | 6.9  | 6.0  | 5.5  | 5.5  | 5.6  | 5.5  | -0.1              |
| 10th Grade   | 12.2          | 12.3 | 13.9 | 15.2 | 17.5 | 18.4 | 18.2 | 16.6 | 16.7 | 16.7 | 16.8 | +0.1              | 5.5  | 5.7  | 6.5  | 7.1  | 8.9  | 8.9  | 8.8  | 8.6  | 8.6  | 8.5  | 8.7  | +0.2              |
| 12th Grade   | 16.2          | 14.9 | 17.1 | 18.0 | 19.4 | 19.8 | 20.7 | 20.2 | 20.7 | 20.4 | 19.8 | -0.6              | 7.1  | 6.3  | 7.9  | 8.8  | 10.0 | 9.5  | 10.7 | 10.7 | 10.4 | 10.4 | 10.8 | +0.4              |
| Any Illicit Drug Including Inhalants <sup>a,c</sup>  |               |      |      |      |      |      |      |      |      |      |      |                   |      |      |      |      |      |      |      |      |      |      |      |                   |
| 8th Grade  | 16.7          | 18.2 | 21.1 | 24.2 | 27.1 | 28.7 | 27.2 | 26.2 | 25.3 | 24.0 | 23.9 | -0.1              | 8.8  | 10.0 | 12.0 | 14.3 | 16.1 | 17.5 | 16.0 | 14.9 | 15.1 | 14.4 | 14.0 | -0.4              |
| 10th Grade   | 23.9          | 23.5 | 27.4 | 32.5 | 35.6 | 39.6 | 40.3 | 37.1 | 37.7 | 38.0 | 38.7 | +0.7              | 13.1 | 12.6 | 15.5 | 20.0 | 21.6 | 24.5 | 24.1 | 22.5 | 23.1 | 23.6 | 23.6 | +0.1              |
| 12th Grade   | 31.2          | 28.8 | 32.5 | 37.6 | 40.2 | 41.9 | 43.3 | 42.4 | 42.8 | 42.5 | 42.6 | +0.1              | 17.8 | 15.5 | 19.3 | 23.0 | 24.8 | 25.5 | 26.9 | 26.6 | 26.4 | 26.4 | 26.5 | +0.1              |
| Marijuana/Hashish                                    |               |      |      |      |      |      |      |      |      |      |      |                   |      |      |      |      |      |      |      |      |      |      |      |                   |
| 8th Grade  | 6.2           | 7.2  | 9.2  | 13.0 | 15.8 | 18.3 | 17.7 | 16.9 | 16.5 | 15.6 | 15.4 | -0.1              | 3.2  | 3.7  | 5.1  | 7.8  | 9.1  | 11.3 | 10.2 | 9.7  | 9.7  | 9.1  | 9.2  | +0.1              |
| 10th Grade   | 16.5          | 15.2 | 19.2 | 25.2 | 28.7 | 33.6 | 34.8 | 31.1 | 32.1 | 32.2 | 32.7 | +0.5              | 8.7  | 8.1  | 10.9 | 15.8 | 17.2 | 20.4 | 20.5 | 18.7 | 19.4 | 19.7 | 19.8 | 0.0               |
| 12th Grade   | 23.9          | 21.9 | 26.0 | 30.7 | 34.7 | 35.8 | 38.5 | 37.5 | 37.8 | 36.5 | 37.0 | +0.5              | 13.8 | 11.9 | 15.5 | 19.0 | 21.2 | 21.9 | 23.7 | 22.8 | 23.1 | 21.6 | 22.4 | +0.8              |
| Inhalants <sup>c,d</sup>                             |               |      |      |      |      |      |      |      |      |      |      |                   |      |      |      |      |      |      |      |      |      |      |      |                   |
| 8th Grade  | 9.0           | 9.5  | 11.0 | 11.7 | 12.8 | 12.2 | 11.8 | 11.1 | 10.3 | 9.4  | 9.1  | -0.3              | 4.4  | 4.7  | 5.4  | 5.6  | 6.1  | 5.8  | 5.6  | 4.8  | 5.0  | 4.5  | 4.0  | -0.5              |
| 10th Grade   | 7.1           | 7.5  | 8.4  | 9.1  | 9.6  | 9.5  | 8.7  | 8.0  | 7.2  | 7.3  | 6.6  | -0.7              | 2.7  | 2.7  | 3.3  | 3.6  | 3.5  | 3.3  | 3.0  | 2.9  | 2.6  | 2.6  | 2.4  | -0.1              |
| 12th Grade   | 6.6           | 6.2  | 7.0  | 7.7  | 8.0  | 7.6  | 6.7  | 6.2  | 5.6  | 5.9  | 4.5  | -1.4s             | 2.4  | 2.3  | 2.5  | 2.7  | 3.2  | 2.5  | 2.5  | 2.3  | 2.0  | 2.2  | 1.7  | -0.5              |
| Nitrites <sup>e</sup>                                |               |      |      |      |      |      |      |      |      |      |      |                   |      |      |      |      |      |      |      |      |      |      |      |                   |
| 8th Grade  | —             | —    | —    | —    | —    | —    | —    | —    | —    | —    | —    | —                 | —    | —    | —    | —    | —    | —    | —    | —    | —    | —    | —    | —                 |
| 10th Grade   | —             | —    | —    | —    | —    | —    | —    | —    | —    | —    | —    | —                 | —    | —    | —    | —    | —    | —    | —    | —    | —    | —    | —    | —                 |
| 12th Grade   | 0.9           | 0.5  | 0.9  | 1.1  | 1.1  | 1.6  | 1.2  | 1.4  | 0.9  | 0.6  | 0.6  | 0.0               | 0.4  | 0.3  | 0.6  | 0.4  | 0.4  | 0.7  | 0.7  | 1.0  | 0.4  | 0.3  | 0.5  | +0.2              |
| Hallucinogens <sup>b,d</sup>                         |               |      |      |      |      |      |      |      |      |      |      |                   |      |      |      |      |      |      |      |      |      |      |      |                   |
| 8th Grade  | 1.9           | 2.5  | 2.6  | 2.7  | 3.6  | 4.1  | 3.7  | 3.4  | 2.9  | 2.8  | 2.5  | -0.4              | 0.8  | 1.1  | 1.2  | 1.3  | 1.7  | 1.9  | 1.8  | 1.4  | 1.3  | 1.2  | 1.2  | 0.0               |
| 10th Grade   | 4.0           | 4.3  | 4.7  | 5.8  | 7.2  | 7.8  | 7.6  | 6.9  | 6.9  | 6.1  | 5.2  | -0.9              | 1.6  | 1.8  | 1.9  | 2.4  | 3.3  | 2.8  | 3.3  | 3.2  | 2.9  | 2.3  | 2.1  | -0.2              |
| 12th Grade   | 5.8           | 5.9  | 7.4  | 7.6  | 9.3  | 10.1 | 9.8  | 9.0  | 9.4  | 8.1  | 8.4  | +0.2              | 2.2  | 2.1  | 2.7  | 3.1  | 4.4  | 3.5  | 3.9  | 3.8  | 3.5  | 2.6  | 3.2  | +0.6              |
| LSD  |               |      |      |      |      |      |      |      |      |      |      |                   |      |      |      |      |      |      |      |      |      |      |      |                   |
| 8th Grade  | 1.7           | 2.1  | 2.3  | 2.4  | 3.2  | 3.5  | 3.2  | 2.8  | 2.4  | 2.4  | 2.2  | -0.3              | 0.6  | 0.9  | 1.0  | 1.1  | 1.4  | 1.5  | 1.5  | 1.1  | 1.1  | 1.0  | 1.0  | 0.0               |
| 10th Grade   | 3.7           | 4.0  | 4.2  | 5.2  | 6.5  | 6.9  | 6.7  | 5.9  | 6.0  | 5.1  | 4.1  | -1.0s             | 1.5  | 1.6  | 1.6  | 2.0  | 3.0  | 2.4  | 2.8  | 2.7  | 2.3  | 1.6  | 1.5  | -0.2              |
| 12th Grade   | 5.2           | 5.6  | 6.8  | 6.9  | 8.4  | 8.8  | 8.4  | 7.6  | 8.1  | 6.6  | 6.6  | 0.0               | 1.9  | 2.0  | 2.4  | 2.6  | 4.0  | 2.5  | 3.1  | 3.2  | 2.7  | 1.6  | 2.3  | +0.7s             |
| Hallucinogens Other Than LSD <sup>b</sup>            |               |      |      |      |      |      |      |      |      |      |      |                   |      |      |      |      |      |      |      |      |      |      |      |                   |
| 8th Grade  | 0.7           | 1.1  | 1.0  | 1.3  | 1.7  | 2.0  | 1.8  | 1.6  | 1.5  | 1.4  | 1.1  | -0.3              | 0.3  | 0.4  | 0.5  | 0.7  | 0.8  | 0.9  | 0.7  | 0.7  | 0.6  | 0.6  | 0.6  | 0.0               |
| 10th Grade   | 1.3           | 1.4  | 1.9  | 2.4  | 2.8  | 3.3  | 3.3  | 3.4  | 3.2  | 3.1  | 2.8  | -0.4              | 0.4  | 0.5  | 0.7  | 1.0  | 1.0  | 1.0  | 1.2  | 1.4  | 1.2  | 1.2  | 1.1  | -0.2              |
| 12th Grade   | 2.0           | 1.7  | 2.2  | 3.1  | 3.8  | 4.4  | 4.6  | 4.6  | 4.3  | 4.4  | 4.4  | 0.0               | 0.7  | 0.5  | 0.8  | 1.2  | 1.3  | 1.6  | 1.7  | 1.6  | 1.6  | 1.7  | 1.8  | +0.1              |

(Table continued on next page)

**TABLE 2 (cont.)**  
**Trends in Annual and 30-Day Prevalence of Use of Various Drugs**  
**for Eighth, Tenth, and Twelfth Graders**

|                               | Annual |      |      |      |      |      |      |      |      |      |      | 30-Day         |      |      |      |      |      |      |      |      |      |      |      |                |
|-------------------------------|--------|------|------|------|------|------|------|------|------|------|------|----------------|------|------|------|------|------|------|------|------|------|------|------|----------------|
|                               | 1991   | 1992 | 1993 | 1994 | 1995 | 1996 | 1997 | 1998 | 1999 | 2000 | 2001 | '00-'01 change | 1991 | 1992 | 1993 | 1994 | 1995 | 1996 | 1997 | 1998 | 1999 | 2000 | 2001 | '00-'01 change |
| PCP <sup>e</sup>              |        |      |      |      |      |      |      |      |      |      |      |                |      |      |      |      |      |      |      |      |      |      |      |                |
| 8th Grade                     | —      | —    | —    | —    | —    | —    | —    | —    | —    | —    | —    | —              | —    | —    | —    | —    | —    | —    | —    | —    | —    | —    | —    | —              |
| 10th Grade                    | —      | —    | —    | —    | —    | —    | —    | —    | —    | —    | —    | —              | —    | —    | —    | —    | —    | —    | —    | —    | —    | —    | —    | —              |
| 12th Grade                    | 1.4    | 1.4  | 1.4  | 1.6  | 1.8  | 2.6  | 2.3  | 2.1  | 1.8  | 2.3  | 1.8  | -0.5           | 0.5  | 0.6  | 1.0  | 0.7  | 0.6  | 1.3  | 0.7  | 1.0  | 0.8  | 0.9  | 0.5  | -0.4           |
| MDMA (Ecstasy) <sup>e,f</sup> |        |      |      |      |      |      |      |      |      |      |      |                |      |      |      |      |      |      |      |      |      |      |      |                |
| 8th Grade                     | —      | —    | —    | —    | —    | 2.3  | 2.3  | 1.8  | 1.7  | 3.1  | 3.5  | +0.5           | —    | —    | —    | —    | —    | 1.0  | 1.0  | 0.9  | 0.8  | 1.4  | 1.8  | +0.4           |
| 10th Grade                    | —      | —    | —    | —    | —    | 4.6  | 3.9  | 3.3  | 4.4  | 5.4  | 6.2  | +0.8           | —    | —    | —    | —    | —    | 1.8  | 1.3  | 1.3  | 1.8  | 2.6  | 2.6  | 0.0            |
| 12th Grade                    | —      | —    | —    | —    | —    | 4.6  | 4.0  | 3.6  | 5.6  | 8.2  | 9.2  | +1.0           | —    | —    | —    | —    | —    | 2.0  | 1.6  | 1.5  | 2.5  | 3.6  | 2.8  | -0.9           |
| Cocaine                       |        |      |      |      |      |      |      |      |      |      |      |                |      |      |      |      |      |      |      |      |      |      |      |                |
| 8th Grade                     | 1.1    | 1.5  | 1.7  | 2.1  | 2.6  | 3.0  | 2.8  | 3.1  | 2.7  | 2.6  | 2.5  | -0.1           | 0.5  | 0.7  | 0.7  | 1.0  | 1.2  | 1.3  | 1.1  | 1.4  | 1.3  | 1.2  | 1.2  | -0.1           |
| 10th Grade                    | 2.2    | 1.9  | 2.1  | 2.8  | 3.5  | 4.2  | 4.7  | 4.7  | 4.9  | 4.4  | 3.6  | -0.8           | 0.7  | 0.7  | 0.9  | 1.2  | 1.7  | 1.7  | 2.0  | 2.1  | 1.8  | 1.8  | 1.3  | -0.4           |
| 12th Grade                    | 3.5    | 3.1  | 3.3  | 3.6  | 4.0  | 4.9  | 5.5  | 5.7  | 6.2  | 5.0  | 4.8  | -0.1           | 1.4  | 1.3  | 1.3  | 1.5  | 1.8  | 2.0  | 2.3  | 2.4  | 2.6  | 2.1  | 2.1  | -0.1           |
| Crack                         |        |      |      |      |      |      |      |      |      |      |      |                |      |      |      |      |      |      |      |      |      |      |      |                |
| 8th Grade                     | 0.7    | 0.9  | 1.0  | 1.3  | 1.6  | 1.8  | 1.7  | 2.1  | 1.8  | 1.8  | 1.7  | -0.1           | 0.3  | 0.5  | 0.4  | 0.7  | 0.7  | 0.8  | 0.7  | 0.9  | 0.8  | 0.8  | 0.8  | 0.0            |
| 10th Grade                    | 0.9    | 0.9  | 1.1  | 1.4  | 1.8  | 2.1  | 2.2  | 2.5  | 2.4  | 2.2  | 1.8  | -0.4           | 0.3  | 0.4  | 0.5  | 0.6  | 0.9  | 0.8  | 0.9  | 1.1  | 0.8  | 0.9  | 0.7  | -0.2           |
| 12th Grade                    | 1.5    | 1.5  | 1.5  | 1.9  | 2.1  | 2.1  | 2.4  | 2.5  | 2.7  | 2.2  | 2.1  | 0.0            | 0.7  | 0.6  | 0.7  | 0.8  | 1.0  | 1.0  | 0.9  | 1.0  | 1.1  | 1.0  | 1.1  | +0.1           |
| Other Cocaine <sup>g</sup>    |        |      |      |      |      |      |      |      |      |      |      |                |      |      |      |      |      |      |      |      |      |      |      |                |
| 8th Grade                     | 1.0    | 1.2  | 1.3  | 1.7  | 2.1  | 2.5  | 2.2  | 2.4  | 2.3  | 1.9  | 1.9  | 0.0            | 0.5  | 0.5  | 0.6  | 0.9  | 1.0  | 1.0  | 0.8  | 1.0  | 1.1  | 0.9  | 0.9  | +0.1           |
| 10th Grade                    | 2.1    | 1.7  | 1.8  | 2.4  | 3.0  | 3.5  | 4.1  | 4.0  | 4.4  | 3.8  | 3.0  | -0.8s          | 0.6  | 0.6  | 0.7  | 1.0  | 1.4  | 1.3  | 1.6  | 1.8  | 1.6  | 1.6  | 1.2  | -0.4           |
| 12th Grade                    | 3.2    | 2.6  | 2.9  | 3.0  | 3.4  | 4.2  | 5.0  | 4.9  | 5.8  | 4.5  | 4.4  | -0.1           | 1.2  | 1.0  | 1.2  | 1.3  | 1.3  | 1.6  | 2.0  | 2.0  | 2.5  | 1.7  | 1.8  | +0.1           |
| Heroin <sup>h</sup>           |        |      |      |      |      |      |      |      |      |      |      |                |      |      |      |      |      |      |      |      |      |      |      |                |
| 8th Grade                     | 0.7    | 0.7  | 0.7  | 1.2  | 1.4  | 1.6  | 1.3  | 1.3  | 1.4  | 1.1  | 1.0  | -0.1           | 0.3  | 0.4  | 0.4  | 0.6  | 0.6  | 0.7  | 0.6  | 0.6  | 0.6  | 0.5  | 0.6  | +0.1           |
| 10th Grade                    | 0.5    | 0.6  | 0.7  | 0.9  | 1.1  | 1.2  | 1.4  | 1.4  | 1.4  | 1.4  | 0.9  | -0.4ss         | 0.2  | 0.2  | 0.3  | 0.4  | 0.6  | 0.5  | 0.6  | 0.7  | 0.7  | 0.5  | 0.3  | -0.2           |
| 12th Grade                    | 0.4    | 0.6  | 0.5  | 0.6  | 1.1  | 1.0  | 1.2  | 1.0  | 1.1  | 1.5  | 0.9  | -0.6ss         | 0.2  | 0.3  | 0.2  | 0.3  | 0.6  | 0.5  | 0.5  | 0.5  | 0.5  | 0.7  | 0.4  | -0.3ss         |
| With a needle <sup>i</sup>    |        |      |      |      |      |      |      |      |      |      |      |                |      |      |      |      |      |      |      |      |      |      |      |                |
| 8th Grade                     | —      | —    | —    | —    | 0.9  | 1.0  | 0.8  | 0.8  | 0.9  | 0.6  | 0.7  | +0.1           | —    | —    | —    | —    | 0.4  | 0.5  | 0.4  | 0.5  | 0.4  | 0.3  | 0.4  | 0.0            |
| 10th Grade                    | —      | —    | —    | —    | 0.6  | 0.7  | 0.7  | 0.8  | 0.6  | 0.5  | 0.4  | -0.1           | —    | —    | —    | —    | 0.3  | 0.3  | 0.3  | 0.4  | 0.3  | 0.3  | 0.2  | -0.1           |
| 12th Grade                    | —      | —    | —    | —    | 0.5  | 0.5  | 0.5  | 0.4  | 0.4  | 0.4  | 0.3  | -0.1           | —    | —    | —    | —    | 0.3  | 0.4  | 0.3  | 0.2  | 0.2  | 0.2  | 0.2  | -0.1           |
| Without a needle <sup>i</sup> |        |      |      |      |      |      |      |      |      |      |      |                |      |      |      |      |      |      |      |      |      |      |      |                |
| 8th Grade                     | —      | —    | —    | —    | 0.8  | 1.0  | 0.8  | 0.8  | 0.9  | 0.7  | 0.6  | -0.1           | —    | —    | —    | —    | 0.3  | 0.4  | 0.4  | 0.3  | 0.4  | 0.3  | 0.4  | +0.1           |
| 10th Grade                    | —      | —    | —    | —    | 0.8  | 0.9  | 1.1  | 1.0  | 1.1  | 1.1  | 0.7  | -0.4ss         | —    | —    | —    | —    | 0.3  | 0.3  | 0.4  | 0.5  | 0.5  | 0.4  | 0.2  | -0.2s          |
| 12th Grade                    | —      | —    | —    | —    | 1.0  | 1.0  | 1.2  | 0.8  | 1.0  | 1.6  | 0.8  | -0.8ss         | —    | —    | —    | —    | 0.6  | 0.4  | 0.6  | 0.4  | 0.4  | 0.7  | 0.3  | -0.3s          |
| Other Narcotics <sup>j</sup>  |        |      |      |      |      |      |      |      |      |      |      |                |      |      |      |      |      |      |      |      |      |      |      |                |
| 8th Grade                     | —      | —    | —    | —    | —    | —    | —    | —    | —    | —    | —    | —              | —    | —    | —    | —    | —    | —    | —    | —    | —    | —    | —    | —              |
| 10th Grade                    | —      | —    | —    | —    | —    | —    | —    | —    | —    | —    | —    | —              | —    | —    | —    | —    | —    | —    | —    | —    | —    | —    | —    | —              |
| 12th Grade                    | 3.5    | 3.3  | 3.6  | 3.8  | 4.7  | 5.4  | 6.2  | 6.3  | 6.7  | 7.0  | 6.7  | -0.2           | 1.1  | 1.2  | 1.3  | 1.5  | 1.8  | 2.0  | 2.3  | 2.4  | 2.6  | 2.9  | 3.0  | 0.0            |
| Amphetamines <sup>k</sup>     |        |      |      |      |      |      |      |      |      |      |      |                |      |      |      |      |      |      |      |      |      |      |      |                |
| 8th Grade                     | 6.2    | 6.5  | 7.2  | 7.9  | 8.7  | 9.1  | 8.1  | 7.2  | 6.9  | 6.5  | 6.7  | +0.1           | 2.6  | 3.3  | 3.6  | 3.6  | 4.2  | 4.6  | 3.8  | 3.3  | 3.4  | 3.4  | 3.2  | -0.3           |
| 10th Grade                    | 8.2    | 8.2  | 9.6  | 10.2 | 11.9 | 12.4 | 12.1 | 10.7 | 10.4 | 11.1 | 11.7 | +0.6           | 3.3  | 3.6  | 4.3  | 4.5  | 5.3  | 5.5  | 5.1  | 5.1  | 5.0  | 5.4  | 5.6  | +0.2           |
| 12th Grade                    | 8.2    | 7.1  | 8.4  | 9.4  | 9.3  | 9.5  | 10.2 | 10.1 | 10.2 | 10.5 | 10.9 | +0.4           | 3.2  | 2.8  | 3.7  | 4.0  | 4.0  | 4.1  | 4.8  | 4.6  | 4.5  | 5.0  | 5.6  | +0.6           |

(Table continued on next page)

**TABLE 2 (cont.)**  
**Trends in Annual and 30-Day Prevalence of Use of Various Drugs**  
**for Eighth, Tenth, and Twelfth Graders**

|                                  | Annual |      |      |      |      |      |      |      |      |      |      |                   | 30-Day |      |      |      |      |      |      |      |      |      |      |                   |      |      |
|----------------------------------|--------|------|------|------|------|------|------|------|------|------|------|-------------------|--------|------|------|------|------|------|------|------|------|------|------|-------------------|------|------|
|                                  | 1991   | 1992 | 1993 | 1994 | 1995 | 1996 | 1997 | 1998 | 1999 | 2000 | 2001 | '00-'01<br>change | 1991   | 1992 | 1993 | 1994 | 1995 | 1996 | 1997 | 1998 | 1999 | 2000 | 2001 | '00-'01<br>change |      |      |
| Methamphetamine <sup>e,k,l</sup> |        |      |      |      |      |      |      |      |      |      |      |                   |        |      |      |      |      |      |      |      |      |      |      |                   |      |      |
| 8th Grade                        | —      | —    | —    | —    | —    | —    | —    | —    | 3.2  | 2.5  | 2.8  | +0.2              | —      | —    | —    | —    | —    | —    | —    | —    | 1.1  | 0.8  | 1.3  | +0.4s             |      |      |
| 10th Grade                       | —      | —    | —    | —    | —    | —    | —    | —    | 4.6  | 4.0  | 3.7  | -0.3              | —      | —    | —    | —    | —    | —    | —    | —    | 1.8  | 2.0  | 1.5  | -0.5              |      |      |
| 12th Grade                       | —      | —    | —    | —    | —    | —    | —    | —    | 4.7  | 4.3  | 3.9  | -0.4              | —      | —    | —    | —    | —    | —    | —    | —    | 1.7  | 1.9  | 1.5  | -0.4              |      |      |
| Ice <sup>l</sup>                 |        |      |      |      |      |      |      |      |      |      |      |                   |        |      |      |      |      |      |      |      |      |      |      |                   |      |      |
| 8th Grade                        | —      | —    | —    | —    | —    | —    | —    | —    | —    | —    | —    | —                 | —      | —    | —    | —    | —    | —    | —    | —    | —    | —    | —    | —                 |      |      |
| 10th Grade                       | —      | —    | —    | —    | —    | —    | —    | —    | —    | —    | —    | —                 | —      | —    | —    | —    | —    | —    | —    | —    | —    | —    | —    | —                 |      |      |
| 12th Grade                       | 1.4    | 1.3  | 1.7  | 1.8  | 2.4  | 2.8  | 2.3  | 3.0  | 1.9  | 2.2  | 2.5  | +0.3              | 0.6    | 0.5  | 0.6  | 0.7  | 1.1  | 1.1  | 0.8  | 1.2  | 0.8  | 1.0  | 1.1  | +0.1              |      |      |
| Barbiturates <sup>l</sup>        |        |      |      |      |      |      |      |      |      |      |      |                   |        |      |      |      |      |      |      |      |      |      |      |                   |      |      |
| 8th Grade                        | —      | —    | —    | —    | —    | —    | —    | —    | —    | —    | —    | —                 | —      | —    | —    | —    | —    | —    | —    | —    | —    | —    | —    | —                 |      |      |
| 10th Grade                       | —      | —    | —    | —    | —    | —    | —    | —    | —    | —    | —    | —                 | —      | —    | —    | —    | —    | —    | —    | —    | —    | —    | —    | —                 |      |      |
| 12th Grade                       | 3.4    | 2.8  | 3.4  | 4.1  | 4.7  | 4.9  | 5.1  | 5.5  | 5.8  | 6.2  | 5.7  | -0.5              | 1.4    | 1.1  | 1.3  | 1.7  | 2.2  | 2.1  | 2.1  | 2.6  | 2.6  | 3.0  | 2.8  | -0.2              |      |      |
| Tranquilizers <sup>b,j</sup>     |        |      |      |      |      |      |      |      |      |      |      |                   |        |      |      |      |      |      |      |      |      |      |      |                   |      |      |
| 8th Grade                        | 1.8    | 2.0  | 2.1  | 2.4  | 2.7  | 3.3  | 2.9  | 2.6  | 2.5  | 2.6  | 3.0  | +0.4              | 0.8    | 0.8  | 0.9  | 1.1  | 1.2  | 1.5  | 1.2  | 1.2  | 1.1  | 1.4  | 1.6  | +0.2              |      |      |
| 10th Grade                       | 3.2    | 3.5  | 3.3  | 3.3  | 4.0  | 4.6  | 4.9  | 5.1  | 5.4  | 5.6  | 5.9  | +0.3              | 1.2    | 1.5  | 1.1  | 1.5  | 1.7  | 1.7  | 2.2  | 2.2  | 2.2  | 2.5  | 2.9  | +0.3              |      |      |
| 12th Grade                       | 3.6    | 2.8  | 3.5  | 3.7  | 4.4  | 4.6  | 4.7  | 5.5  | 5.8  | 5.7  | 6.5  | +0.8              | 1.4    | 1.0  | 1.2  | 1.4  | 1.8  | 2.0  | 1.8  | 2.4  | 2.5  | 2.6  | 3.0  | +0.4              |      |      |
| Rohypnol <sup>e,m</sup>          |        |      |      |      |      |      |      |      |      |      |      |                   |        |      |      |      |      |      |      |      |      |      |      |                   |      |      |
| 8th Grade                        | —      | —    | —    | —    | —    | 1.0  | 0.8  | 0.8  | 0.5  | 0.5  | 0.7  | +0.2              | —      | —    | —    | —    | —    | 0.5  | 0.3  | 0.4  | 0.3  | 0.3  | 0.4  | +0.1              |      |      |
| 10th Grade                       | —      | —    | —    | —    | —    | 1.1  | 1.3  | 1.2  | 1.0  | 0.8  | 1.0  | +0.2              | —      | —    | —    | —    | —    | 0.5  | 0.5  | 0.4  | 0.5  | 0.4  | 0.2  | -0.2              |      |      |
| 12th Grade                       | —      | —    | —    | —    | —    | 1.1  | 1.2  | 1.4  | 1.0  | 0.8  | 0.9  | +0.2              | —      | —    | —    | —    | —    | 0.5  | 0.3  | 0.3  | 0.3  | 0.4  | 0.3  | -0.1              |      |      |
| GHB <sup>k,p</sup>               |        |      |      |      |      |      |      |      |      |      |      |                   |        |      |      |      |      |      |      |      |      |      |      |                   |      |      |
| 8th Grade                        | —      | —    | —    | —    | —    | —    | —    | —    | —    | 1.2  | 1.1  | -0.1              | —      | —    | —    | —    | —    | —    | —    | —    | —    | —    | —    | —                 |      |      |
| 10th Grade                       | —      | —    | —    | —    | —    | —    | —    | —    | —    | 1.1  | 1.0  | -0.2              | —      | —    | —    | —    | —    | —    | —    | —    | —    | —    | —    | —                 |      |      |
| 12th Grade                       | —      | —    | —    | —    | —    | —    | —    | —    | —    | 1.9  | 1.6  | -0.2              | —      | —    | —    | —    | —    | —    | —    | —    | —    | —    | —    | —                 |      |      |
| Ketamine <sup>k,p</sup>          |        |      |      |      |      |      |      |      |      |      |      |                   |        |      |      |      |      |      |      |      |      |      |      |                   |      |      |
| 8th Grade                        | —      | —    | —    | —    | —    | —    | —    | —    | —    | 1.6  | 1.3  | -0.3              | —      | —    | —    | —    | —    | —    | —    | —    | —    | —    | —    | —                 |      |      |
| 10th Grade                       | —      | —    | —    | —    | —    | —    | —    | —    | —    | 2.1  | 2.1  | 0.0               | —      | —    | —    | —    | —    | —    | —    | —    | —    | —    | —    | —                 |      |      |
| 12th Grade                       | —      | —    | —    | —    | —    | —    | —    | —    | —    | 2.5  | 2.5  | 0.0               | —      | —    | —    | —    | —    | —    | —    | —    | —    | —    | —    | —                 |      |      |
| Alcohol <sup>n</sup>             |        |      |      |      |      |      |      |      |      |      |      |                   |        |      |      |      |      |      |      |      |      |      |      |                   |      |      |
| Any use                          |        |      |      |      |      |      |      |      |      |      |      |                   |        |      |      |      |      |      |      |      |      |      |      |                   |      |      |
| 8th Grade                        | 54.0   | 53.7 | 51.6 | —    | —    | —    | —    | —    | —    | —    | —    | —                 | 25.1   | 26.1 | 26.2 | —    | —    | —    | —    | —    | —    | —    | —    | —                 |      |      |
| 10th Grade                       | 72.3   | 70.2 | 69.3 | 46.8 | 45.3 | 46.5 | 45.5 | 43.7 | 43.5 | 43.1 | 41.9 | -1.2              | 42.8   | 39.9 | 41.5 | —    | —    | —    | —    | —    | —    | —    | —    | —                 |      |      |
| 12th Grade                       | 77.7   | 76.8 | 76.0 | 63.4 | 63.9 | 63.5 | 65.0 | 65.2 | 62.7 | 63.7 | 65.3 | 63.5              | -1.8   | 54.0 | 51.3 | 51.0 | 38.2 | 39.2 | 38.8 | 40.4 | 40.1 | 38.8 | 40.0 | 41.0              | 39.0 | -2.0 |
|                                  |        |      | 72.7 | 73.0 | 73.7 | 72.5 | 74.8 | 74.3 | 73.8 | 73.2 | 73.3 | +0.1              |        |      | 48.6 | 50.1 | 51.3 | 50.8 | 52.7 | 52.0 | 51.0 | 50.0 | 49.8 | -0.3              |      |      |
| Been Drunk <sup>l</sup>          |        |      |      |      |      |      |      |      |      |      |      |                   |        |      |      |      |      |      |      |      |      |      |      |                   |      |      |
| 8th Grade                        | 17.5   | 18.3 | 18.2 | 18.2 | 18.4 | 19.8 | 18.4 | 17.9 | 18.5 | 18.5 | 16.6 | -1.9s             | 7.6    | 7.5  | 7.8  | 8.7  | 8.3  | 9.6  | 8.2  | 8.4  | 9.4  | 8.3  | 7.7  | -0.7              |      |      |
| 10th Grade                       | 40.1   | 37.0 | 37.8 | 38.0 | 38.5 | 40.1 | 40.7 | 38.3 | 40.9 | 41.6 | 39.9 | -1.7              | 20.5   | 18.1 | 19.8 | 20.3 | 20.8 | 21.3 | 22.4 | 21.1 | 22.5 | 23.5 | 21.9 | -1.6              |      |      |
| 12th Grade                       | 52.7   | 50.3 | 49.6 | 51.7 | 52.5 | 51.9 | 53.2 | 52.0 | 53.2 | 51.8 | 53.2 | +1.4              | 31.6   | 29.9 | 28.9 | 30.8 | 33.2 | 31.3 | 34.2 | 32.9 | 32.9 | 32.3 | 32.7 | +0.4              |      |      |

(Table continued on next page)

**TABLE 2 (cont.)**  
**Trends in Annual and 30-Day Prevalence of Use of Various Drugs**  
**for Eighth, Tenth, and Twelfth Graders**

|                                  | Annual |      |      |      |      |      |      |      |      |      |      | 30-Day            |      |      |      |      |      |      |      |      |      |      |      |                   |
|----------------------------------|--------|------|------|------|------|------|------|------|------|------|------|-------------------|------|------|------|------|------|------|------|------|------|------|------|-------------------|
|                                  | 1991   | 1992 | 1993 | 1994 | 1995 | 1996 | 1997 | 1998 | 1999 | 2000 | 2001 | '00-'01<br>change | 1991 | 1992 | 1993 | 1994 | 1995 | 1996 | 1997 | 1998 | 1999 | 2000 | 2001 | '00-'01<br>change |
| Cigarettes                       |        |      |      |      |      |      |      |      |      |      |      |                   |      |      |      |      |      |      |      |      |      |      |      |                   |
| Any use                          |        |      |      |      |      |      |      |      |      |      |      |                   |      |      |      |      |      |      |      |      |      |      |      |                   |
| 8th Grade                        | —      | —    | —    | —    | —    | —    | —    | —    | —    | —    | —    | —                 | 14.3 | 15.5 | 16.7 | 18.6 | 19.1 | 21.0 | 19.4 | 19.1 | 17.5 | 14.6 | 12.2 | -2.5sss           |
| 10th Grade                       | —      | —    | —    | —    | —    | —    | —    | —    | —    | —    | —    | —                 | 20.8 | 21.5 | 24.7 | 25.4 | 27.9 | 30.4 | 29.8 | 27.6 | 25.7 | 23.9 | 21.3 | -2.6ss            |
| 12th Grade                       | —      | —    | —    | —    | —    | —    | —    | —    | —    | —    | —    | —                 | 28.3 | 27.8 | 29.9 | 31.2 | 33.5 | 34.0 | 36.5 | 35.1 | 34.6 | 31.4 | 29.5 | -2.0              |
| Bidis <sup>k,l</sup>             |        |      |      |      |      |      |      |      |      |      |      |                   |      |      |      |      |      |      |      |      |      |      |      |                   |
| 8th Grade                        | —      | —    | —    | —    | —    | —    | —    | —    | —    | 3.9  | 2.7  | -1.3ss            | —    | —    | —    | —    | —    | —    | —    | —    | —    | —    | —    | —                 |
| 10th Grade                       | —      | —    | —    | —    | —    | —    | —    | —    | —    | 6.4  | 4.9  | -1.5s             | —    | —    | —    | —    | —    | —    | —    | —    | —    | —    | —    | —                 |
| 12th Grade                       | —      | —    | —    | —    | —    | —    | —    | —    | —    | 9.2  | 7.0  | -2.2              | —    | —    | —    | —    | —    | —    | —    | —    | —    | —    | —    | —                 |
| Smokeless Tobacco <sup>e,o</sup> |        |      |      |      |      |      |      |      |      |      |      |                   |      |      |      |      |      |      |      |      |      |      |      |                   |
| 8th Grade                        | —      | —    | —    | —    | —    | —    | —    | —    | —    | —    | —    | —                 | 6.9  | 7.0  | 6.6  | 7.7  | 7.1  | 7.1  | 5.5  | 4.8  | 4.5  | 4.2  | 4.0  | -0.2              |
| 10th Grade                       | —      | —    | —    | —    | —    | —    | —    | —    | —    | —    | —    | —                 | 10.0 | 9.6  | 10.4 | 10.5 | 9.7  | 8.6  | 8.9  | 7.5  | 6.5  | 6.1  | 6.9  | +0.8              |
| 12th Grade                       | —      | —    | —    | —    | —    | —    | —    | —    | —    | —    | —    | —                 | —    | 11.4 | 10.7 | 11.1 | 12.2 | 9.8  | 9.7  | 8.8  | 8.4  | 7.6  | 7.8  | +0.2              |
| Steroids <sup>l</sup>            |        |      |      |      |      |      |      |      |      |      |      |                   |      |      |      |      |      |      |      |      |      |      |      |                   |
| 8th Grade                        | 1.0    | 1.1  | 0.9  | 1.2  | 1.0  | 0.9  | 1.0  | 1.2  | 1.7  | 1.7  | 1.6  | 0.0               | 0.4  | 0.5  | 0.5  | 0.5  | 0.6  | 0.4  | 0.5  | 0.5  | 0.7  | 0.8  | 0.7  | -0.1              |
| 10th Grade                       | 1.1    | 1.1  | 1.0  | 1.1  | 1.2  | 1.2  | 1.2  | 1.2  | 1.7  | 2.2  | 2.1  | -0.1              | 0.6  | 0.6  | 0.5  | 0.6  | 0.6  | 0.5  | 0.7  | 0.6  | 0.9  | 1.0  | 0.9  | 0.0               |
| 12th Grade                       | 1.4    | 1.1  | 1.2  | 1.3  | 1.5  | 1.4  | 1.4  | 1.7  | 1.8  | 1.7  | 2.4  | +0.7s             | 0.8  | 0.6  | 0.7  | 0.9  | 0.7  | 0.7  | 1.0  | 1.1  | 0.9  | 0.8  | 1.3  | +0.5s             |

NOTES: Level of significance of difference between the two most recent classes: s = .05, ss = .01, sss = .001.

'—' indicates data not available.

See Table 1 for relevant footnotes.

Any apparent inconsistency between the change estimate and the prevalence of use estimates for the two most recent classes is due to rounding error.

SOURCE: The Monitoring the Future Study, the University of Michigan.

**TABLE 3**

**Trends in 30-Day Prevalence of Daily Use of Various Drugs for Eighth, Tenth, and Twelfth Graders**

|   | <u>Daily</u> |      |      |      |      |      |      |      |      |      |      | '00-'01<br>change |
|---|--------------|------|------|------|------|------|------|------|------|------|------|-------------------|
|   | 1991         | 1992 | 1993 | 1994 | 1995 | 1996 | 1997 | 1998 | 1999 | 2000 | 2001 |                   |
| Marijuana/Hashish, daily <sup>a</sup>   |              |      |      |      |      |      |      |      |      |      |      |                   |
| 8th Grade                               | 0.2          | 0.2  | 0.4  | 0.7  | 0.8  | 1.5  | 1.1  | 1.1  | 1.4  | 1.3  | 1.3  | 0.0               |
| 10th Grade                              | 0.8          | 0.8  | 1.0  | 2.2  | 2.8  | 3.5  | 3.7  | 3.6  | 3.8  | 3.8  | 4.5  | +0.7s             |
| 12th Grade                              | 2.0          | 1.9  | 2.4  | 3.6  | 4.6  | 4.9  | 5.8  | 5.6  | 6.0  | 6.0  | 5.8  | -0.2              |
| Alcohol <sup>b,c</sup>                  |              |      |      |      |      |      |      |      |      |      |      |                   |
| Any daily use                           |              |      |      |      |      |      |      |      |      |      |      |                   |
| 8th Grade                               | 0.5          | 0.6  | 0.8  | —    | —    | —    | —    | —    | —    | —    | —    | —                 |
| 10th Grade                              | 1.3          | 1.2  | 1.0  | 1.0  | 0.7  | 1.0  | 0.8  | 0.9  | 1.0  | 0.8  | 0.9  | +0.1              |
| 12th Grade                              | 3.6          | 3.4  | 1.6  | 1.7  | 1.7  | 1.6  | 1.7  | 1.9  | 1.9  | 1.8  | 1.9  | +0.1              |
|   |              |      | 3.4  | 2.9  | 3.5  | 3.7  | 3.9  | 3.9  | 3.4  | 2.9  | 3.6  | +0.7ss            |
| Been Drunk, daily <sup>b,c</sup>        |              |      |      |      |      |      |      |      |      |      |      |                   |
| 8th Grade                               | 0.1          | 0.1  | 0.2  | 0.3  | 0.2  | 0.2  | 0.2  | 0.3  | 0.4  | 0.3  | 0.2  | 0.0               |
| 10th Grade                              | 0.2          | 0.3  | 0.4  | 0.4  | 0.6  | 0.4  | 0.6  | 0.6  | 0.7  | 0.5  | 0.6  | +0.1              |
| 12th Grade                              | 0.9          | 0.8  | 0.9  | 1.2  | 1.3  | 1.6  | 2.0  | 1.5  | 1.9  | 1.7  | 1.4  | -0.3              |
| 5+ drinks in a row<br>in last 2 weeks   |              |      |      |      |      |      |      |      |      |      |      |                   |
| 8th Grade                               | 12.9         | 13.4 | 13.5 | 14.5 | 14.5 | 15.6 | 14.5 | 13.7 | 15.2 | 14.1 | 13.2 | -0.9              |
| 10th Grade                              | 22.9         | 21.1 | 23.0 | 23.6 | 24.0 | 24.8 | 25.1 | 24.3 | 25.6 | 26.2 | 24.9 | -1.3              |
| 12th Grade                              | 29.8         | 27.9 | 27.5 | 28.2 | 29.8 | 30.2 | 31.3 | 31.5 | 30.8 | 30.0 | 29.7 | -0.3              |
| Cigarettes                              |              |      |      |      |      |      |      |      |      |      |      |                   |
| Any daily use                           |              |      |      |      |      |      |      |      |      |      |      |                   |
| 8th Grade                               | 7.2          | 7.0  | 8.3  | 8.8  | 9.3  | 10.4 | 9.0  | 8.8  | 8.1  | 7.4  | 5.5  | -1.9sss           |
| 10th Grade                              | 12.6         | 12.3 | 14.2 | 14.6 | 16.3 | 18.3 | 18.0 | 15.8 | 15.9 | 14.0 | 12.2 | -1.8s             |
| 12th Grade                              | 18.5         | 17.2 | 19.0 | 19.4 | 21.6 | 22.2 | 24.6 | 22.4 | 23.1 | 20.6 | 19.0 | -1.6              |
| 1/2 pack+/day                           |              |      |      |      |      |      |      |      |      |      |      |                   |
| 8th Grade                               | 3.1          | 2.9  | 3.5  | 3.6  | 3.4  | 4.3  | 3.5  | 3.6  | 3.3  | 2.8  | 2.3  | -0.4              |
| 10th Grade                              | 6.5          | 6.0  | 7.0  | 7.6  | 8.3  | 9.4  | 8.6  | 7.9  | 7.6  | 6.2  | 5.5  | -0.6              |
| 12th Grade                              | 10.7         | 10.0 | 10.9 | 11.2 | 12.4 | 13.0 | 14.3 | 12.6 | 13.2 | 11.3 | 10.3 | -1.0              |
| Smokeless Tobacco, daily <sup>c,o</sup> |              |      |      |      |      |      |      |      |      |      |      |                   |
| 8th Grade                               | 1.6          | 1.8  | 1.5  | 1.9  | 1.2  | 1.5  | 1.0  | 1.0  | 0.9  | 0.9  | 1.2  | +0.3              |
| 10th Grade                              | 3.3          | 3.0  | 3.3  | 3.0  | 2.7  | 2.2  | 2.2  | 2.2  | 1.5  | 1.9  | 2.2  | +0.4              |
| 12th Grade                              | —            | 4.3  | 3.3  | 3.9  | 3.6  | 3.3  | 4.4  | 3.2  | 2.9  | 3.2  | 2.8  | -0.4              |

NOTES: Level of significance of difference between the two most recent classes:  
s = .05, ss = .01, sss = .001.  
'—' indicates data not available.  
See Table 1 for relevant footnotes.  
Any apparent inconsistency between the change estimate and the prevalence of use estimates for the two most recent classes is due to rounding error.

SOURCE: The Monitoring the Future Study, the University of Michigan.

**TABLE 4**  
**Long-Term Trends in Lifetime Prevalence of Use of Various Drugs for Twelfth Graders**

|  | Percent ever used |               |               |               |               |               |               |               |               |               |               |               |               |               |               |               |               |               |               |               |               |               |               |               |               |               |               |                |      |       |
|--|-------------------|---------------|---------------|---------------|---------------|---------------|---------------|---------------|---------------|---------------|---------------|---------------|---------------|---------------|---------------|---------------|---------------|---------------|---------------|---------------|---------------|---------------|---------------|---------------|---------------|---------------|---------------|----------------|------|-------|
|  | Class of 1975     | Class of 1976 | Class of 1977 | Class of 1978 | Class of 1979 | Class of 1980 | Class of 1981 | Class of 1982 | Class of 1983 | Class of 1984 | Class of 1985 | Class of 1986 | Class of 1987 | Class of 1988 | Class of 1989 | Class of 1990 | Class of 1991 | Class of 1992 | Class of 1993 | Class of 1994 | Class of 1995 | Class of 1996 | Class of 1997 | Class of 1998 | Class of 1999 | Class of 2000 | Class of 2001 | '00-'01 change |      |       |
| <i>Approx. N (in thousands) =</i>                      | 9.4               | 15.4          | 17.1          | 17.8          | 15.5          | 15.9          | 17.5          | 17.7          | 16.3          | 15.9          | 16.0          | 15.2          | 16.3          | 16.3          | 16.7          | 15.2          | 15.0          | 15.8          | 16.3          | 15.4          | 15.4          | 14.3          | 15.4          | 15.2          | 13.6          | 12.8          | 12.8          |                |      |       |
| Any Illicit Drug <sup>a,b</sup>                        | 55.2              | 58.3          | 61.6          | 64.1          | 65.1          | 65.4          | 65.6          | 64.4          | 62.9          | 61.6          | 60.6          | 57.6          | 56.6          | 53.9          | 50.9          | 47.9          | 44.1          | 40.7          | 42.9          | 45.6          | 48.4          | 50.8          | 54.3          | 54.1          | 54.7          | 54.0          | 53.9          | -0.1           |      |       |
| Any Illicit Drug Other Than Marijuana <sup>a,b,c</sup> | 36.2              | 35.4          | 35.8          | 36.5          | 37.4          | 38.7          | 42.8          | 41.1          | 40.4          | 40.3          | 39.7          | 37.7          | 35.8          | 32.5          | 31.4          | 29.4          | 26.9          | 25.1          | 26.7          | 27.6          | 28.1          | 28.5          | 30.0          | 29.4          | 29.4          | 29.0          | 28.5          | -0.5           |      |       |
| Marijuana/Hashish                                      | 47.3              | 52.8          | 56.4          | 59.2          | 60.4          | 60.3          | 59.5          | 58.7          | 57.0          | 54.9          | 54.2          | 50.9          | 50.2          | 47.2          | 43.7          | 40.7          | 36.7          | 32.6          | 35.3          | 38.2          | 41.7          | 44.9          | 49.6          | 49.1          | 49.7          | 48.8          | 49.0          | +0.2           |      |       |
| Inhalants <sup>d</sup>                                 | —                 | 10.3          | 11.1          | 12.0          | 12.7          | 11.9          | 12.3          | 12.8          | 13.6          | 14.4          | 15.4          | 15.9          | 17.0          | 16.7          | 17.6          | 18.0          | 17.6          | 16.6          | 17.4          | 17.7          | 17.4          | 16.6          | 16.1          | 15.2          | 15.4          | 14.2          | 13.0          | -1.2           |      |       |
| Inhalants, Adjusted <sup>d,e</sup>                     | —                 | —             | —             | —             | 18.2          | 17.3          | 17.2          | 17.7          | 18.2          | 18.0          | 18.1          | 20.1          | 18.6          | 17.5          | 18.6          | 18.5          | 18.0          | 17.0          | 17.7          | 18.3          | 17.8          | 17.5          | 16.9          | 16.5          | 16.0          | 14.6          | 13.8          | -0.8           |      |       |
| Amyl/Butyl Nitrites <sup>f,g</sup>                     | —                 | —             | —             | —             | 11.1          | 11.1          | 10.1          | 9.8           | 8.4           | 8.1           | 7.9           | 8.6           | 4.7           | 3.2           | 3.3           | 2.1           | 1.6           | 1.5           | 1.4           | 1.7           | 1.5           | 1.8           | 2.0           | 2.7           | 1.7           | 0.8           | 1.9           | +1.1s          |      |       |
| Hallucinogens <sup>c</sup>                             | 16.3              | 15.1          | 13.9          | 14.3          | 14.1          | 13.3          | 13.3          | 12.5          | 11.9          | 10.7          | 10.3          | 9.7           | 10.3          | 8.9           | 9.4           | 9.4           | 9.6           | 9.2           | 10.9          | 11.4          | 12.7          | 14.0          | 15.1          | 14.1          | 13.7          | 13.0          | 12.8          | -0.2           |      |       |
| Hallucinogens, Adjusted <sup>h</sup>                   | —                 | —             | —             | —             | 17.7          | 15.6          | 15.3          | 14.3          | 13.6          | 12.3          | 12.1          | 11.9          | 10.6          | 9.2           | 9.9           | 9.7           | 10.0          | 9.4           | 11.3          | 11.7          | 13.1          | 14.5          | 15.4          | 14.4          | 14.2          | 13.6          | 13.4          | -0.2           |      |       |
| LSD  | 11.3              | 11.0          | 9.8           | 9.7           | 9.5           | 9.3           | 9.8           | 9.6           | 8.9           | 8.0           | 7.5           | 7.2           | 8.4           | 7.7           | 8.3           | 8.7           | 8.8           | 8.6           | 10.3          | 10.5          | 11.7          | 12.6          | 13.6          | 12.6          | 12.2          | 11.1          | 10.9          | -0.2           |      |       |
| Hallucinogens Other Than LSD <sup>c</sup>              | 14.1              | 12.1          | 11.2          | 11.6          | 10.7          | 9.8           | 9.1           | 8.0           | 7.3           | 6.6           | 6.5           | 5.7           | 5.4           | 4.1           | 4.3           | 4.1           | 3.7           | 3.3           | 3.9           | 4.9           | 5.4           | 6.8           | 7.5           | 7.1           | 6.7           | 6.9           | 7.0           | +0.1           |      |       |
| PCP <sup>g</sup>                                       | —                 | —             | —             | —             | 12.8          | 9.6           | 7.8           | 6.0           | 5.6           | 5.0           | 4.9           | 4.8           | 3.0           | 2.9           | 3.9           | 2.8           | 2.9           | 2.4           | 2.9           | 2.8           | 2.7           | 4.0           | 3.9           | 3.9           | 3.4           | 3.4           | 3.5           | +0.2           |      |       |
| MDMA (Ecstasy) <sup>f</sup>                            | —                 | —             | —             | —             | —             | —             | —             | —             | —             | —             | —             | —             | —             | —             | —             | —             | —             | —             | —             | —             | —             | —             | 6.1           | 6.9           | 5.8           | 8.0           | 11.0          | 11.7           | +0.7 |       |
| Cocaine  | 9.0               | 9.7           | 10.8          | 12.9          | 15.4          | 15.7          | 16.5          | 16.0          | 16.2          | 16.1          | 17.3          | 16.9          | 15.2          | 12.1          | 10.3          | 9.4           | 7.8           | 6.1           | 6.1           | 5.9           | 6.0           | 7.1           | 8.7           | 9.3           | 9.8           | 8.6           | 8.2           | -0.4           |      |       |
| Crack <sup>l</sup>                                     | —                 | —             | —             | —             | —             | —             | —             | —             | —             | —             | —             | —             | 5.4           | 4.8           | 4.7           | 3.5           | 3.1           | 2.6           | 2.6           | 3.0           | 3.0           | 3.3           | 3.9           | 4.4           | 4.6           | 3.9           | 3.7           | -0.2           |      |       |
| Other Cocaine <sup>l</sup>                             | —                 | —             | —             | —             | —             | —             | —             | —             | —             | —             | —             | —             | 14.0          | 12.1          | 8.5           | 8.6           | 7.0           | 5.3           | 5.4           | 5.2           | 5.1           | 6.4           | 8.2           | 8.4           | 8.8           | 7.7           | 7.4           | -0.3           |      |       |
| Heroin <sup>k</sup>                                    | 2.2               | 1.8           | 1.8           | 1.6           | 1.1           | 1.1           | 1.2           | 1.2           | 1.3           | 1.2           | 1.1           | 1.2           | 1.1           | 1.3           | 1.3           | 0.9           | 1.2           | 1.1           | 1.2           | 1.6           | 1.8           | 2.1           | 2.0           | 2.0           | 2.4           | 1.8           | 1.8           | -0.6s          |      |       |
| With a needle <sup>l</sup>                             | —                 | —             | —             | —             | —             | —             | —             | —             | —             | —             | —             | —             | —             | —             | —             | —             | —             | —             | —             | —             | 0.7           | 0.8           | 0.9           | 0.8           | 0.9           | 0.8           | 0.7           | -0.1           |      |       |
| Without a needle <sup>l</sup>                          | —                 | —             | —             | —             | —             | —             | —             | —             | —             | —             | —             | —             | —             | —             | —             | —             | —             | —             | —             | —             | 1.4           | 1.7           | 2.1           | 1.6           | 1.8           | 2.4           | 1.5           | -0.9ss         |      |       |
| Other Narcotics <sup>m</sup>                           | 9.0               | 9.6           | 10.3          | 9.9           | 10.1          | 9.8           | 10.1          | 9.6           | 9.4           | 9.7           | 10.2          | 9.0           | 9.2           | 8.6           | 8.3           | 8.3           | 6.6           | 6.1           | 6.4           | 6.6           | 7.2           | 8.2           | 9.7           | 9.8           | 10.2          | 10.6          | 9.9           | -0.8           |      |       |
| Amphetamines <sup>b,m</sup>                            | 22.3              | 22.6          | 23.0          | 22.9          | 24.2          | 26.4          | 32.2          | 27.9          | 26.9          | 27.9          | 26.2          | 23.4          | 21.6          | 19.8          | 19.1          | 17.5          | 15.4          | 13.9          | 15.1          | 15.7          | 15.3          | 15.3          | 16.5          | 16.4          | 16.3          | 15.6          | 16.2          | +0.6           |      |       |
| Methamphetamine <sup>n</sup>                           | —                 | —             | —             | —             | —             | —             | —             | —             | —             | —             | —             | —             | —             | —             | —             | —             | —             | —             | —             | —             | —             | —             | —             | —             | —             | —             | —             | —              | —    |       |
| Crystal Meth. (Ice) <sup>n</sup>                       | —                 | —             | —             | —             | —             | —             | —             | —             | —             | —             | —             | —             | —             | —             | —             | —             | 2.7           | 3.3           | 2.9           | 3.1           | 3.4           | 3.9           | 4.4           | 4.4           | 5.3           | 4.8           | 4.0           | 4.1            | +0.1 |       |
| Sedatives <sup>m,o</sup>                               | 18.2              | 17.7          | 17.4          | 16.0          | 14.6          | 14.9          | 16.0          | 15.2          | 14.4          | 13.3          | 11.8          | 10.4          | 8.7           | 7.8           | 7.4           | 7.5           | 6.7           | 6.1           | 6.4           | 7.3           | 7.6           | 8.2           | 8.7           | 9.2           | 9.5           | 9.3           | 8.9           | -0.4           |      |       |
| Barbiturates <sup>m</sup>                              | 16.9              | 16.2          | 15.6          | 13.7          | 11.8          | 11.0          | 11.3          | 10.3          | 9.9           | 9.9           | 9.2           | 8.4           | 7.4           | 6.7           | 6.5           | 6.8           | 6.2           | 5.5           | 6.3           | 7.0           | 7.4           | 7.6           | 8.1           | 8.7           | 8.9           | 9.2           | 8.7           | -0.5           |      |       |
| Methaqualone <sup>m,p</sup>                            | 8.1               | 7.8           | 8.5           | 7.9           | 8.3           | 9.5           | 10.6          | 10.7          | 10.1          | 8.3           | 6.7           | 5.2           | 4.0           | 3.3           | 2.7           | 2.3           | 1.3           | 1.6           | 0.8           | 1.4           | 1.2           | 2.0           | 1.7           | 1.6           | 1.8           | 0.8           | 1.1           | +0.3           |      |       |
| Tranquilizers <sup>c,m</sup>                           | 17.0              | 16.8          | 18.0          | 17.0          | 16.3          | 15.2          | 14.7          | 14.0          | 13.3          | 12.4          | 11.9          | 10.9          | 10.9          | 9.4           | 7.6           | 7.2           | 7.2           | 6.0           | 6.4           | 6.6           | 7.1           | 7.2           | 7.8           | 8.5           | 9.3           | 8.9           | 9.2           | +0.4           |      |       |
| Rohypnol <sup>f</sup>                                  | —                 | —             | —             | —             | —             | —             | —             | —             | —             | —             | —             | —             | —             | —             | —             | —             | —             | —             | —             | —             | —             | —             | 1.2           | 1.8           | 3.0           | 2.0           | 1.5           | 1.7            | +0.3 |       |
| Alcohol <sup>q</sup>                                   | 90.4              | 91.9          | 92.5          | 93.1          | 93.0          | 93.2          | 92.6          | 92.8          | 92.6          | 92.6          | 92.2          | 91.3          | 92.2          | 92.0          | 90.7          | 89.5          | 88.0          | 87.5          | 87.0          | —             | —             | —             | —             | —             | —             | —             | —             | —              | —    |       |
| Been Drunk <sup>n</sup>                                | —                 | —             | —             | —             | —             | —             | —             | —             | —             | —             | —             | —             | —             | —             | —             | —             | —             | —             | —             | —             | —             | —             | —             | —             | —             | —             | —             | —              | —    |       |
| Cigarettes   | 73.6              | 75.4          | 75.7          | 75.3          | 74.0          | 71.0          | 71.0          | 70.1          | 70.6          | 69.7          | 68.8          | 67.6          | 67.2          | 66.4          | 65.7          | 64.4          | 63.1          | 61.8          | 61.9          | 62.0          | 64.2          | 63.5          | 65.4          | 65.3          | 64.6          | 62.5          | 61.0          | -1.5           |      |       |
| Smokeless Tobacco <sup>tr</sup>                        | —                 | —             | —             | —             | —             | —             | —             | —             | —             | —             | —             | 31.4          | 32.2          | 30.4          | 29.2          | —             | —             | —             | 32.4          | 31.0          | 30.7          | 30.9          | 29.8          | 25.3          | 26.2          | 23.4          | 23.1          | 19.7           | -3.4 |       |
| Steroids <sup>n</sup>                                  | —                 | —             | —             | —             | —             | —             | —             | —             | —             | —             | —             | —             | —             | —             | —             | —             | 3.0           | 2.9           | 2.1           | 2.1           | 2.0           | 2.4           | 2.3           | 1.9           | 2.4           | 2.7           | 2.9           | 2.5            | 3.7  | +1.2s |

NOTES: Level of significance of difference between the two most recent classes: s = .05, ss = .01, sss = .001. '—' indicates data not available.

Any apparent inconsistency between the change estimate and the prevalence of use estimates for the two most recent classes is due to rounding error.

SOURCE: The Monitoring the Future Study, the University of Michigan.



### Footnotes for Table 4 to Table 7

<sup>a</sup>Use of “any illicit drug” includes any use of marijuana, LSD, other hallucinogens, crack, other cocaine, or heroin, or any use of other narcotics, amphetamines, barbiturates, methaqualone (excluded since 1990), or tranquilizers not under a doctor’s orders.

<sup>b</sup>Beginning in 1982 the question about amphetamine use was revised to get respondents to exclude the inappropriate reporting of nonprescription amphetamines. The prevalence of use rate dropped slightly as a result of this methodological change.

<sup>c</sup>In 2001 the question text was changed on half of the questionnaire forms for each grade. “Other psychedelics” was changed to “other hallucinogens” and “shrooms” was added to the list of examples. For the tranquilizer list of examples, Miltown was replaced with Xanax. The 2000 data presented here are based on all forms. The 2001 estimates are based on the unchanged forms only; N is one-half of N indicated. The change score given is the difference between the unchanged forms only in both 2000 and 2001. Data for “any illicit drugs other than marijuana” and “hallucinogens” are also affected by these changes.

<sup>d</sup>Data based on four of five forms in 1976–88; N is four-fifths of N indicated. Data based on five of six forms in 1989–98; N is five-sixths of N indicated. Beginning in 1999, data based on three of six forms; N is three-sixths of N indicated.

<sup>e</sup>Adjusted for underreporting of amyl and butyl nitrites. See text for details.

<sup>f</sup>Data based on one form; N is one-fifth of N indicated in 1979–88 and one-sixth of N indicated beginning in 1989.

<sup>g</sup>Question text changed slightly in 1987.

<sup>h</sup>Adjusted for underreporting of PCP. See text for details.

<sup>i</sup>Data based on one of five forms in 1986; N is one-fifth of N indicated. Data based on two forms in 1987–89; N is two-fifths of N indicated in 1987–88 and two-sixths of N indicated in 1989. Data based on six forms beginning in 1990.

<sup>j</sup>Data based on one form in 1987–89; N is one-fifth of N indicated in 1987–88 and one-sixth of N indicated in 1989. Data based on four of six forms beginning in 1990; N is four-sixths of N indicated.

<sup>k</sup>In 1995 the heroin question was changed in half of the questionnaire forms. Separate questions were asked for use with injection and without injection. Data presented here represent the combined data from all forms.

<sup>l</sup>Data based on three of six forms; N is three-sixths of N indicated.

<sup>m</sup>Only drug use which was not under a doctor’s orders is included here.

<sup>n</sup>Data based on two of six forms; N is two-sixths of N indicated. Steroid data based on one of six forms in 1989–90; N is one-sixth of N indicated in 1989–90. Steroid data based on two of six forms since 1991; N is two-sixths of N indicated since 1991.

<sup>o</sup>Data based on five forms in 1975–88, six forms in 1989, one form in 1990 (N is one-sixth of N indicated in 1990), and six forms of data adjusted by one-form data beginning in 1991.

<sup>p</sup>Data based on five forms in 1975–88, six forms in 1989, and one of six forms beginning in 1990; N is one-sixth of N indicated beginning in 1990.

<sup>q</sup>Data based on five forms in 1975–88 and on six forms in 1989–92. In 1993, the question text was changed slightly in three of six forms to indicate that a “drink” meant “more than a few sips.” The data in the upper line for alcohol came from the three forms using the original wording (N is three-sixths of N indicated), while the data in the lower line came from the three forms containing the revised wording (N is three-sixths of N indicated). Beginning in 1994, data based on all six forms.

<sup>r</sup>The prevalence of use of smokeless tobacco was not asked of twelfth graders in 1990 and 1991. Prior to 1990 the prevalence of use question on smokeless tobacco was located near the end of one twelfth-grade questionnaire form, whereas after 1991 the question was placed earlier and in a different form. This shift could explain the discontinuities between the corresponding data.

<sup>s</sup>Data based on two of six forms in 2000; N is two-sixths of N indicated. Data based on three of six forms beginning in 2001; N is three-sixths of N indicated.

SOURCE: The Monitoring the Future Study, the University of Michigan.

**TABLE 5**  
**Long-Term Trends in Annual Prevalence of Use of Various Drugs for Twelfth Graders**

|  | Percent who used in last twelve months |                     |                     |                     |                     |                     |                     |                     |                     |                     |                     |                     |                     |                     |                     |                     |                     |                     |                     |                     |                     |                     |                     |                     |                     |                     | '00-'01<br>change |                     |       |      |
|--|--|---------------------|---------------------|---------------------|---------------------|---------------------|---------------------|---------------------|---------------------|---------------------|---------------------|---------------------|---------------------|---------------------|---------------------|---------------------|---------------------|---------------------|---------------------|---------------------|---------------------|---------------------|---------------------|---------------------|---------------------|---------------------|-------------------|---------------------|-------|------|
|  | Class<br>of<br>1975                    | Class<br>of<br>1976 | Class<br>of<br>1977 | Class<br>of<br>1978 | Class<br>of<br>1979 | Class<br>of<br>1980 | Class<br>of<br>1981 | Class<br>of<br>1982 | Class<br>of<br>1983 | Class<br>of<br>1984 | Class<br>of<br>1985 | Class<br>of<br>1986 | Class<br>of<br>1987 | Class<br>of<br>1988 | Class<br>of<br>1989 | Class<br>of<br>1990 | Class<br>of<br>1991 | Class<br>of<br>1992 | Class<br>of<br>1993 | Class<br>of<br>1994 | Class<br>of<br>1995 | Class<br>of<br>1996 | Class<br>of<br>1997 | Class<br>of<br>1998 | Class<br>of<br>1999 | Class<br>of<br>2000 |                   | Class<br>of<br>2001 |       |      |
| <i>Approx. N</i><br><i>(in thousands) =</i>                  | 9.4                                    | 15.4                | 17.1                | 17.8                | 15.5                | 15.9                | 17.5                | 17.7                | 16.3                | 15.9                | 16.0                | 15.2                | 16.3                | 16.3                | 16.7                | 15.2                | 15.0                | 15.8                | 16.3                | 15.4                | 15.4                | 14.3                | 15.4                | 15.2                | 13.6                | 12.8                | 12.8              |                     |       |      |
| Any Illicit Drug <sup>a,b</sup>                              | 45.0                                   | 48.1                | 51.1                | 53.8                | 54.2                | 53.1                | 52.1                | 49.4                | 47.4                | 45.8                | 46.3                | 44.3                | 41.7                | 38.5                | 35.4                | 32.5                | 29.4                | 27.1                | 31.0                | 35.8                | 39.0                | 40.2                | 42.4                | 41.4                | 42.1                | 40.9                | 41.4              | +0.6                |       |      |
| Any Illicit Drug<br>Other Than<br>Marijuana <sup>a,b,c</sup> | 26.2                                   | 25.4                | 26.0                | 27.1                | 28.2                | 30.4                | 34.0                | 30.1                | 28.4                | 28.0                | 27.4                | 25.9                | 24.1                | 21.1                | 20.0                | 17.9                | 16.2                | 14.9                | 17.1                | 18.0                | 19.4                | 19.8                | 20.7                | 20.2                | 20.7                | 20.4                | 19.8              | -0.6                |       |      |
| Marijuana/Hashish  | 40.0                                   | 44.5                | 47.6                | 50.2                | 50.8                | 48.8                | 46.1                | 44.3                | 42.3                | 40.0                | 40.6                | 38.8                | 36.3                | 33.1                | 29.6                | 27.0                | 23.9                | 21.9                | 26.0                | 30.7                | 34.7                | 35.8                | 38.5                | 37.5                | 37.8                | 36.5                | 37.0              | +0.5                |       |      |
| Inhalants <sup>d</sup>                                       | —                                      | 3.0                 | 3.7                 | 4.1                 | 5.4                 | 4.6                 | 4.1                 | 4.5                 | 4.3                 | 5.1                 | 5.7                 | 6.1                 | 6.9                 | 6.5                 | 5.9                 | 6.9                 | 6.6                 | 6.2                 | 7.0                 | 7.7                 | 8.0                 | 7.6                 | 6.7                 | 6.2                 | 5.6                 | 5.9                 | 4.5               | -1.4s               |       |      |
| Inhalants,<br>Adjusted <sup>d,e</sup>                        | —                                      | —                   | —                   | —                   | 8.9                 | 7.9                 | 6.1                 | 6.6                 | 6.2                 | 7.2                 | 7.5                 | 8.9                 | 8.1                 | 7.1                 | 6.9                 | 7.5                 | 6.9                 | 6.4                 | 7.4                 | 8.2                 | 8.4                 | 8.5                 | 7.3                 | 7.1                 | 6.0                 | 6.2                 | 4.9               | -1.4                |       |      |
| Amyl/Butyl<br>Nitrites <sup>f,g</sup>                        | —                                      | —                   | —                   | —                   | 6.5                 | 5.7                 | 3.7                 | 3.6                 | 3.6                 | 4.0                 | 4.0                 | 4.7                 | 2.6                 | 1.7                 | 1.7                 | 1.4                 | 0.9                 | 0.5                 | 0.9                 | 1.1                 | 1.1                 | 1.6                 | 1.2                 | 1.4                 | 0.9                 | 0.6                 | 0.6               | 0.0                 |       |      |
| Hallucinogens <sup>c</sup>                                   | 11.2                                   | 9.4                 | 8.8                 | 9.6                 | 9.9                 | 9.3                 | 9.0                 | 8.1                 | 7.3                 | 6.5                 | 6.3                 | 6.0                 | 6.4                 | 5.5                 | 5.6                 | 5.9                 | 5.8                 | 5.9                 | 7.4                 | 7.6                 | 9.3                 | 10.1                | 9.8                 | 9.0                 | 9.4                 | 8.1                 | 8.4               | +0.2                |       |      |
| Hallucinogens,<br>Adjusted <sup>k,h</sup>                    | —                                      | —                   | —                   | —                   | 11.8                | 10.4                | 10.1                | 9.0                 | 8.3                 | 7.3                 | 7.6                 | 7.6                 | 6.7                 | 5.8                 | 6.2                 | 6.0                 | 6.1                 | 6.2                 | 7.8                 | 7.8                 | 9.7                 | 10.7                | 10.0                | 9.2                 | 9.8                 | 8.7                 | 9.0               | +0.3                |       |      |
| LSD  | 7.2                                    | 6.4                 | 5.5                 | 6.3                 | 6.6                 | 6.5                 | 6.5                 | 6.1                 | 5.4                 | 4.7                 | 4.4                 | 4.5                 | 5.2                 | 4.8                 | 4.9                 | 5.4                 | 5.2                 | 5.6                 | 6.8                 | 6.9                 | 8.4                 | 8.8                 | 8.4                 | 7.6                 | 8.1                 | 6.6                 | 6.6               | 0.0                 |       |      |
| Hallucinogens<br>Other Than LSD <sup>c</sup>                 | 9.4                                    | 7.0                 | 6.9                 | 7.3                 | 6.8                 | 6.2                 | 5.6                 | 4.7                 | 4.1                 | 3.8                 | 3.6                 | 3.0                 | 3.2                 | 2.1                 | 2.2                 | 2.1                 | 2.0                 | 1.7                 | 2.2                 | 3.1                 | 3.8                 | 4.4                 | 4.6                 | 4.6                 | 4.3                 | 4.4                 | 4.4               | 0.0                 |       |      |
| PCP <sup>i,g</sup>   | —                                      | —                   | —                   | —                   | 7.0                 | 4.4                 | 3.2                 | 2.2                 | 2.6                 | 2.3                 | 2.9                 | 2.4                 | 1.3                 | 1.2                 | 2.4                 | 1.2                 | 1.4                 | 1.4                 | 1.6                 | 1.8                 | 2.6                 | 2.3                 | 2.1                 | 1.8                 | 2.3                 | 1.8                 | 2.3               | -0.5                |       |      |
| MDMA (Ecstasy) <sup>f</sup>                                  | —                                      | —                   | —                   | —                   | —                   | —                   | —                   | —                   | —                   | —                   | —                   | —                   | —                   | —                   | —                   | —                   | —                   | —                   | —                   | —                   | —                   | 4.6                 | 4.0                 | 3.6                 | 5.6                 | 8.2                 | 9.2               | +1.0                |       |      |
| Cocaine  | 5.6                                    | 6.0                 | 7.2                 | 9.0                 | 12.0                | 12.3                | 12.4                | 11.5                | 11.4                | 11.6                | 13.1                | 12.7                | 10.3                | 7.9                 | 6.5                 | 5.3                 | 3.5                 | 3.1                 | 3.3                 | 3.6                 | 4.0                 | 4.9                 | 5.5                 | 5.7                 | 6.2                 | 5.0                 | 4.8               | -0.1                |       |      |
| Crack <sup>l</sup>   | —                                      | —                   | —                   | —                   | —                   | —                   | —                   | —                   | —                   | —                   | —                   | 4.1                 | 3.9                 | 3.1                 | 3.1                 | 1.9                 | 1.5                 | 1.5                 | 1.5                 | 1.9                 | 2.1                 | 2.1                 | 2.4                 | 2.5                 | 2.7                 | 2.2                 | 2.1               | 0.0                 |       |      |
| Other Cocaine <sup>j</sup>                                   | —                                      | —                   | —                   | —                   | —                   | —                   | —                   | —                   | —                   | —                   | —                   | —                   | 9.8                 | 7.4                 | 5.2                 | 4.6                 | 3.2                 | 2.6                 | 2.9                 | 3.0                 | 3.4                 | 4.2                 | 5.0                 | 4.9                 | 5.8                 | 4.5                 | 4.4               | -0.1                |       |      |
| Heroin <sup>k</sup>  | 1.0                                    | 0.8                 | 0.8                 | 0.8                 | 0.5                 | 0.5                 | 0.5                 | 0.6                 | 0.6                 | 0.5                 | 0.6                 | 0.5                 | 0.5                 | 0.5                 | 0.6                 | 0.5                 | 0.4                 | 0.6                 | 0.5                 | 0.6                 | 1.1                 | 1.0                 | 1.2                 | 1.0                 | 1.1                 | 1.5                 | 0.9               | -0.6sss             |       |      |
| With a needle <sup>l</sup>                                   | —                                      | —                   | —                   | —                   | —                   | —                   | —                   | —                   | —                   | —                   | —                   | —                   | —                   | —                   | —                   | —                   | —                   | —                   | —                   | —                   | 0.5                 | 0.5                 | 0.5                 | 0.4                 | 0.4                 | 0.4                 | 0.3               | -0.1                |       |      |
| Without a needle <sup>l</sup>                                | —                                      | —                   | —                   | —                   | —                   | —                   | —                   | —                   | —                   | —                   | —                   | —                   | —                   | —                   | —                   | —                   | —                   | —                   | —                   | —                   | 1.0                 | 1.0                 | 1.2                 | 0.8                 | 1.0                 | 1.6                 | 0.8               | -0.8sss             |       |      |
| Other Narcotics <sup>m</sup>                                 | 5.7                                    | 5.7                 | 6.4                 | 6.0                 | 6.2                 | 6.3                 | 5.9                 | 5.3                 | 5.1                 | 5.2                 | 5.9                 | 5.2                 | 5.3                 | 4.6                 | 4.4                 | 4.5                 | 3.5                 | 3.3                 | 3.6                 | 3.8                 | 4.7                 | 5.4                 | 6.2                 | 6.3                 | 6.7                 | 7.0                 | 6.7               | -0.2                |       |      |
| Amphetamines <sup>b,m</sup>                                  | 16.2                                   | 15.8                | 16.3                | 17.1                | 18.3                | 20.8                | 26.0                | 20.3                | 17.9                | 17.7                | 15.8                | 13.4                | 12.2                | 10.9                | 10.8                | 9.1                 | 8.2                 | 7.1                 | 8.4                 | 9.4                 | 9.3                 | 9.5                 | 10.2                | 10.1                | 10.2                | 10.5                | 10.9              | +0.4                |       |      |
| Methamphetamine <sup>n</sup>                                 | —                                      | —                   | —                   | —                   | —                   | —                   | —                   | —                   | —                   | —                   | —                   | —                   | —                   | —                   | —                   | —                   | —                   | —                   | —                   | —                   | —                   | —                   | —                   | —                   | —                   | 4.7                 | 4.3               | 3.9                 | -0.4  |      |
| Crystal Meth.<br>(Ice) <sup>n</sup>                          | —                                      | —                   | —                   | —                   | —                   | —                   | —                   | —                   | —                   | —                   | —                   | —                   | —                   | —                   | —                   | 1.3                 | 1.4                 | 1.3                 | 1.7                 | 1.8                 | 2.4                 | 2.8                 | 2.3                 | 3.0                 | 1.9                 | 2.2                 | 2.5               | +0.3                |       |      |
| Sedatives <sup>m,o</sup>                                     | 11.7                                   | 10.7                | 10.8                | 9.9                 | 9.9                 | 10.3                | 10.5                | 9.1                 | 7.9                 | 6.6                 | 5.8                 | 5.2                 | 4.1                 | 3.7                 | 3.7                 | 3.6                 | 3.6                 | 2.9                 | 3.4                 | 4.2                 | 4.9                 | 5.3                 | 5.4                 | 6.0                 | 6.3                 | 6.3                 | 5.9               | -0.3                |       |      |
| Barbiturates <sup>m</sup>                                    | 10.7                                   | 9.6                 | 9.3                 | 8.1                 | 7.5                 | 6.8                 | 6.6                 | 5.5                 | 5.2                 | 4.9                 | 4.6                 | 4.2                 | 3.6                 | 3.2                 | 3.3                 | 3.4                 | 3.4                 | 2.8                 | 3.4                 | 4.1                 | 4.7                 | 4.9                 | 5.1                 | 5.5                 | 5.8                 | 6.2                 | 5.7               | -0.5                |       |      |
| Methaqualone <sup>m,p</sup>                                  | 5.1                                    | 4.7                 | 5.2                 | 4.9                 | 5.9                 | 7.2                 | 7.6                 | 6.8                 | 5.4                 | 3.8                 | 2.8                 | 2.1                 | 1.5                 | 1.3                 | 1.3                 | 0.7                 | 0.5                 | 0.6                 | 0.2                 | 0.8                 | 0.7                 | 1.1                 | 1.0                 | 1.1                 | 1.1                 | 0.3                 | 0.8               | +0.4                |       |      |
| Tranquilizers <sup>c,m</sup>                                 | 10.6                                   | 10.3                | 10.8                | 9.9                 | 9.6                 | 8.7                 | 8.0                 | 7.0                 | 6.9                 | 6.1                 | 6.1                 | 5.8                 | 5.5                 | 4.8                 | 3.8                 | 3.5                 | 3.6                 | 2.8                 | 3.5                 | 3.7                 | 4.4                 | 4.6                 | 4.7                 | 5.5                 | 5.8                 | 5.7                 | 6.5               | +0.8                |       |      |
| Rohypnol <sup>f</sup>  | —                                      | —                   | —                   | —                   | —                   | —                   | —                   | —                   | —                   | —                   | —                   | —                   | —                   | —                   | —                   | —                   | —                   | —                   | —                   | —                   | —                   | —                   | —                   | —                   | —                   | —                   | —                 | —                   | —     |      |
| GHB <sup>s</sup>   | —                                      | —                   | —                   | —                   | —                   | —                   | —                   | —                   | —                   | —                   | —                   | —                   | —                   | —                   | —                   | —                   | —                   | —                   | —                   | —                   | —                   | —                   | —                   | —                   | —                   | —                   | 1.9               | 1.6                 | -0.2  |      |
| Ketamine <sup>s</sup>  | —                                      | —                   | —                   | —                   | —                   | —                   | —                   | —                   | —                   | —                   | —                   | —                   | —                   | —                   | —                   | —                   | —                   | —                   | —                   | —                   | —                   | —                   | —                   | —                   | —                   | —                   | 2.5               | 2.5                 | 0.0   |      |
| Alcohol <sup>q</sup>   | 84.8                                   | 85.7                | 87.0                | 87.7                | 88.1                | 87.9                | 87.0                | 86.8                | 87.3                | 86.0                | 85.6                | 84.5                | 85.7                | 85.3                | 82.7                | 80.6                | 77.7                | 76.8                | 76.0                | —                   | —                   | —                   | —                   | —                   | —                   | —                   | —                 | —                   | —     |      |
| Been Drunk <sup>n</sup>                                      | —                                      | —                   | —                   | —                   | —                   | —                   | —                   | —                   | —                   | —                   | —                   | —                   | —                   | —                   | —                   | —                   | —                   | —                   | 52.7                | 50.3                | 49.6                | 51.7                | 52.5                | 51.9                | 53.2                | 52.0                | 53.2              | 51.8                | 53.2  | +1.4 |
| Cigarettes   | —                                      | —                   | —                   | —                   | —                   | —                   | —                   | —                   | —                   | —                   | —                   | —                   | —                   | —                   | —                   | —                   | —                   | —                   | —                   | —                   | —                   | —                   | —                   | —                   | —                   | —                   | —                 | —                   | —     |      |
| Bidis <sup>n</sup>   | —                                      | —                   | —                   | —                   | —                   | —                   | —                   | —                   | —                   | —                   | —                   | —                   | —                   | —                   | —                   | —                   | —                   | —                   | —                   | —                   | —                   | —                   | —                   | —                   | —                   | —                   | 9.2               | 7.0                 | -2.2  |      |
| Smokeless<br>Tobacco <sup>f,r</sup>                          | —                                      | —                   | —                   | —                   | —                   | —                   | —                   | —                   | —                   | —                   | —                   | —                   | —                   | —                   | —                   | —                   | —                   | —                   | —                   | —                   | —                   | —                   | —                   | —                   | —                   | —                   | —                 | —                   | —     |      |
| Steroids <sup>n</sup>  | —                                      | —                   | —                   | —                   | —                   | —                   | —                   | —                   | —                   | —                   | —                   | —                   | —                   | —                   | —                   | —                   | —                   | —                   | —                   | —                   | —                   | —                   | —                   | —                   | —                   | —                   | —                 | —                   | —     |      |
|  | —                                      | —                   | —                   | —                   | —                   | —                   | —                   | —                   | —                   | —                   | —                   | —                   | —                   | —                   | —                   | 1.9                 | 1.7                 | 1.4                 | 1.1                 | 1.2                 | 1.3                 | 1.5                 | 1.4                 | 1.4                 | 1.7                 | 1.8                 | 1.7               | 2.4                 | +0.7s |      |

NOTES: Level of significance of difference between the two most recent classes: s = .05, ss = .01, sss = .001. '—' indicates data not available. See Table 4 for relevant footnotes. Any apparent inconsistency between the change estimate and the prevalence of use estimates for the two most recent classes is due to rounding error.

SOURCE: The Monitoring the Future Study, the University of Michigan.

**TABLE 6**  
**Long-Term Trends in Thirty-Day Prevalence of Use of Various Drugs for Twelfth Graders**

|  | Percent who used in last thirty days |                     |                     |                     |                     |                     |                     |                     |                     |                     |                     |                     |                     |                     |                     |                     |                     |                     |                     |                     |                     |                     |                     |                     |                     |                     | '00-'01<br>change |                     |       |
|--|--------------------------------------|---------------------|---------------------|---------------------|---------------------|---------------------|---------------------|---------------------|---------------------|---------------------|---------------------|---------------------|---------------------|---------------------|---------------------|---------------------|---------------------|---------------------|---------------------|---------------------|---------------------|---------------------|---------------------|---------------------|---------------------|---------------------|-------------------|---------------------|-------|
|  | Class<br>of<br>1975                  | Class<br>of<br>1976 | Class<br>of<br>1977 | Class<br>of<br>1978 | Class<br>of<br>1979 | Class<br>of<br>1980 | Class<br>of<br>1981 | Class<br>of<br>1982 | Class<br>of<br>1983 | Class<br>of<br>1984 | Class<br>of<br>1985 | Class<br>of<br>1986 | Class<br>of<br>1987 | Class<br>of<br>1988 | Class<br>of<br>1989 | Class<br>of<br>1990 | Class<br>of<br>1991 | Class<br>of<br>1992 | Class<br>of<br>1993 | Class<br>of<br>1994 | Class<br>of<br>1995 | Class<br>of<br>1996 | Class<br>of<br>1997 | Class<br>of<br>1998 | Class<br>of<br>1999 | Class<br>of<br>2000 |                   | Class<br>of<br>2001 |       |
| <i>Approx. N</i><br><i>(in thousands) =</i>                  | 9.4                                  | 15.4                | 17.1                | 17.8                | 15.5                | 15.9                | 17.5                | 17.7                | 16.3                | 15.9                | 16.0                | 15.2                | 16.3                | 16.3                | 16.7                | 15.2                | 15.0                | 15.8                | 16.3                | 15.4                | 15.4                | 14.3                | 15.4                | 15.2                | 13.6                | 12.8                | 12.8              |                     |       |
| Any Illicit Drug <sup>a,b</sup>                              | 30.7                                 | 34.2                | 37.6                | 38.9                | 38.9                | 37.2                | 36.9                | 32.5                | 30.5                | 29.2                | 29.7                | 27.1                | 24.7                | 21.3                | 19.7                | 17.2                | 16.4                | 14.4                | 18.3                | 21.9                | 23.8                | 24.6                | 26.2                | 25.6                | 25.9                | 24.9                | 25.7              | +0.8                |       |
| Any Illicit Drug<br>Other Than<br>Marijuana <sup>a,b,c</sup> | 15.4                                 | 13.9                | 15.2                | 15.1                | 16.8                | 18.4                | 21.7                | 17.0                | 15.4                | 15.1                | 14.9                | 13.2                | 11.6                | 10.0                | 9.1                 | 8.0                 | 7.1                 | 6.3                 | 7.9                 | 8.8                 | 10.0                | 9.5                 | 10.7                | 10.7                | 10.4                | 10.4                | 10.8              | +0.4                |       |
| Marijuana/Hashish  | 27.1                                 | 32.2                | 35.4                | 37.1                | 36.5                | 33.7                | 31.6                | 28.5                | 27.0                | 25.2                | 25.7                | 23.4                | 21.0                | 18.0                | 16.7                | 14.0                | 13.8                | 11.9                | 15.5                | 19.0                | 21.2                | 21.9                | 23.7                | 22.8                | 23.1                | 21.6                | 22.4              | +0.8                |       |
| Inhalants <sup>d</sup>                                       | —                                    | 0.9                 | 1.3                 | 1.5                 | 1.7                 | 1.4                 | 1.5                 | 1.5                 | 1.7                 | 1.9                 | 2.2                 | 2.5                 | 2.8                 | 2.6                 | 2.3                 | 2.7                 | 2.4                 | 2.3                 | 2.5                 | 2.7                 | 3.2                 | 2.5                 | 2.5                 | 2.3                 | 2.0                 | 2.2                 | 1.7               | -0.5                |       |
| Inhalants,<br>Adjusted <sup>d,e</sup>                        | —                                    | —                   | —                   | —                   | 3.2                 | 2.7                 | 2.5                 | 2.5                 | 2.5                 | 2.6                 | 3.0                 | 3.2                 | 3.5                 | 3.0                 | 2.7                 | 2.9                 | 2.6                 | 2.5                 | 2.8                 | 2.9                 | 3.5                 | 2.9                 | 2.9                 | 3.1                 | 2.4                 | 2.4                 | 2.1               | -0.3                |       |
| Amyl/Butyl<br>Nitrites <sup>f,g</sup>                        | —                                    | —                   | —                   | —                   | 2.4                 | 1.8                 | 1.4                 | 1.1                 | 1.4                 | 1.4                 | 1.6                 | 1.3                 | 1.3                 | 0.6                 | 0.6                 | 0.6                 | 0.4                 | 0.3                 | 0.6                 | 0.4                 | 0.4                 | 0.7                 | 0.7                 | 1.0                 | 0.4                 | 0.3                 | 0.5               | +0.2                |       |
| Hallucinogens <sup>e</sup>                                   | 4.7                                  | 3.4                 | 4.1                 | 3.9                 | 4.0                 | 3.7                 | 3.7                 | 3.4                 | 2.8                 | 2.6                 | 2.5                 | 2.5                 | 2.5                 | 2.2                 | 2.2                 | 2.2                 | 2.2                 | 2.1                 | 2.7                 | 3.1                 | 4.4                 | 3.5                 | 3.9                 | 3.8                 | 3.5                 | 2.6                 | 3.2               | +0.6                |       |
| Hallucinogens,<br>Adjusted <sup>e,h</sup>                    | —                                    | —                   | —                   | —                   | 5.3                 | 4.4                 | 4.5                 | 4.1                 | 3.5                 | 3.2                 | 3.8                 | 3.5                 | 2.8                 | 2.3                 | 2.9                 | 2.3                 | 2.4                 | 2.3                 | 3.3                 | 3.2                 | 4.6                 | 3.8                 | 4.1                 | 4.1                 | 3.9                 | 3.0                 | 3.4               | +0.4                |       |
| LSD  | 2.3                                  | 1.9                 | 2.1                 | 2.1                 | 2.4                 | 2.3                 | 2.5                 | 2.4                 | 1.9                 | 1.5                 | 1.6                 | 1.7                 | 1.8                 | 1.8                 | 1.8                 | 1.9                 | 1.9                 | 2.0                 | 2.4                 | 2.6                 | 4.0                 | 2.5                 | 3.1                 | 3.2                 | 2.7                 | 1.6                 | 2.3               | +0.7s               |       |
| Hallucinogens<br>Other Than LSD <sup>e</sup>                 | 3.7                                  | 2.3                 | 3.0                 | 2.7                 | 2.4                 | 2.3                 | 2.1                 | 1.7                 | 1.5                 | 1.6                 | 1.3                 | 1.3                 | 1.1                 | 0.7                 | 0.8                 | 0.8                 | 0.7                 | 0.5                 | 0.8                 | 1.2                 | 1.3                 | 1.6                 | 1.7                 | 1.6                 | 1.6                 | 1.7                 | 1.8               | +0.1                |       |
| PCP <sup>f,g</sup>   | —                                    | —                   | —                   | —                   | 2.4                 | 1.4                 | 1.4                 | 1.0                 | 1.3                 | 1.0                 | 1.6                 | 1.3                 | 0.6                 | 0.3                 | 1.4                 | 0.4                 | 0.5                 | 0.6                 | 1.0                 | 0.7                 | 0.6                 | 1.3                 | 0.7                 | 1.0                 | 0.8                 | 0.9                 | 0.5               | -0.4                |       |
| MDMA (Ecstasy) <sup>f</sup>                                  | —                                    | —                   | —                   | —                   | —                   | —                   | —                   | —                   | —                   | —                   | —                   | —                   | —                   | —                   | —                   | —                   | —                   | —                   | —                   | —                   | —                   | 2.0                 | 1.6                 | 1.5                 | 2.5                 | 3.6                 | 2.8               | -0.9                |       |
| Cocaine  | 1.9                                  | 2.0                 | 2.9                 | 3.9                 | 5.7                 | 5.2                 | 5.8                 | 5.0                 | 4.9                 | 5.8                 | 6.7                 | 6.2                 | 4.3                 | 3.4                 | 2.8                 | 1.9                 | 1.4                 | 1.3                 | 1.3                 | 1.5                 | 1.8                 | 2.0                 | 2.3                 | 2.4                 | 2.6                 | 2.1                 | 2.1               | -0.1                |       |
| Crack <sup>i</sup>   | —                                    | —                   | —                   | —                   | —                   | —                   | —                   | —                   | —                   | —                   | —                   | —                   | 1.3                 | 1.6                 | 1.4                 | 0.7                 | 0.7                 | 0.6                 | 0.7                 | 0.8                 | 1.0                 | 1.0                 | 0.9                 | 1.0                 | 1.1                 | 1.0                 | 1.1               | +0.1                |       |
| Other Cocaine <sup>j</sup>                                   | —                                    | —                   | —                   | —                   | —                   | —                   | —                   | —                   | —                   | —                   | —                   | —                   | 4.1                 | 3.2                 | 1.9                 | 1.7                 | 1.2                 | 1.0                 | 1.2                 | 1.3                 | 1.3                 | 1.6                 | 2.0                 | 2.0                 | 2.5                 | 1.7                 | 1.8               | +0.1                |       |
| Heroin <sup>k</sup>  | 0.4                                  | 0.2                 | 0.3                 | 0.3                 | 0.2                 | 0.2                 | 0.2                 | 0.2                 | 0.2                 | 0.3                 | 0.2                 | 0.2                 | 0.2                 | 0.2                 | 0.3                 | 0.2                 | 0.2                 | 0.3                 | 0.2                 | 0.3                 | 0.6                 | 0.5                 | 0.5                 | 0.5                 | 0.5                 | 0.7                 | 0.4               | -0.3ss              |       |
| With a needle <sup>l</sup>                                   | —                                    | —                   | —                   | —                   | —                   | —                   | —                   | —                   | —                   | —                   | —                   | —                   | —                   | —                   | —                   | —                   | —                   | —                   | —                   | —                   | 0.3                 | 0.4                 | 0.3                 | 0.2                 | 0.2                 | 0.2                 | 0.2               | -0.1                |       |
| Without a needle <sup>l</sup>                                | —                                    | —                   | —                   | —                   | —                   | —                   | —                   | —                   | —                   | —                   | —                   | —                   | —                   | —                   | —                   | —                   | —                   | —                   | —                   | —                   | 0.6                 | 0.4                 | 0.6                 | 0.4                 | 0.4                 | 0.7                 | 0.3               | -0.3s               |       |
| Other Narcotics <sup>m</sup>                                 | 2.1                                  | 2.0                 | 2.8                 | 2.1                 | 2.4                 | 2.4                 | 2.1                 | 1.8                 | 1.8                 | 1.8                 | 2.3                 | 2.0                 | 1.8                 | 1.6                 | 1.6                 | 1.5                 | 1.1                 | 1.2                 | 1.3                 | 1.5                 | 1.8                 | 2.0                 | 2.3                 | 2.4                 | 2.6                 | 2.9                 | 3.0               | 0.0                 |       |
| Amphetamines <sup>b,m</sup>                                  | 8.5                                  | 7.7                 | 8.8                 | 8.7                 | 9.9                 | 12.1                | 15.8                | 10.7                | 8.9                 | 8.3                 | 6.8                 | 5.5                 | 5.2                 | 4.6                 | 4.2                 | 3.7                 | 3.2                 | 2.8                 | 3.7                 | 4.0                 | 4.0                 | 4.1                 | 4.8                 | 4.6                 | 4.5                 | 5.0                 | 5.6               | +0.6                |       |
| Methamphetamine <sup>n</sup>                                 | —                                    | —                   | —                   | —                   | —                   | —                   | —                   | —                   | —                   | —                   | —                   | —                   | —                   | —                   | —                   | —                   | —                   | —                   | —                   | —                   | —                   | —                   | —                   | —                   | —                   | 1.7                 | 1.9               | 1.5                 | -0.4  |
| Crystal Meth.<br>(Ice) <sup>n</sup>                          | —                                    | —                   | —                   | —                   | —                   | —                   | —                   | —                   | —                   | —                   | —                   | —                   | —                   | —                   | —                   | 0.6                 | 0.6                 | 0.5                 | 0.6                 | 0.7                 | 1.1                 | 1.1                 | 0.8                 | 1.2                 | 0.8                 | 1.0                 | 1.1               | +0.1                |       |
| Sedatives <sup>m,o</sup>                                     | 5.4                                  | 4.5                 | 5.1                 | 4.2                 | 4.4                 | 4.8                 | 4.6                 | 3.4                 | 3.0                 | 2.3                 | 2.4                 | 2.2                 | 1.7                 | 1.4                 | 1.6                 | 1.4                 | 1.5                 | 1.2                 | 1.3                 | 1.8                 | 2.3                 | 2.3                 | 2.1                 | 2.8                 | 2.8                 | 3.1                 | 3.0               | -0.1                |       |
| Barbiturates <sup>m</sup>                                    | 4.7                                  | 3.9                 | 4.3                 | 3.2                 | 3.2                 | 2.9                 | 2.6                 | 2.0                 | 2.1                 | 1.7                 | 2.0                 | 1.8                 | 1.4                 | 1.2                 | 1.4                 | 1.3                 | 1.4                 | 1.1                 | 1.3                 | 1.7                 | 2.2                 | 2.1                 | 2.1                 | 2.6                 | 2.6                 | 3.0                 | 2.8               | -0.2                |       |
| Methaqualone <sup>m,p</sup>                                  | 2.1                                  | 1.6                 | 2.3                 | 1.9                 | 2.3                 | 3.3                 | 3.1                 | 2.4                 | 1.8                 | 1.1                 | 1.0                 | 0.8                 | 0.6                 | 0.5                 | 0.6                 | 0.2                 | 0.2                 | 0.4                 | 0.1                 | 0.4                 | 0.4                 | 0.6                 | 0.3                 | 0.6                 | 0.4                 | 0.2                 | 0.5               | +0.4                |       |
| Tranquilizers <sup>c,m</sup>                                 | 4.1                                  | 4.0                 | 4.6                 | 3.4                 | 3.7                 | 3.1                 | 2.7                 | 2.4                 | 2.5                 | 2.1                 | 2.1                 | 2.1                 | 2.0                 | 1.5                 | 1.3                 | 1.2                 | 1.4                 | 1.0                 | 1.2                 | 1.4                 | 1.8                 | 2.0                 | 1.8                 | 2.4                 | 2.5                 | 2.6                 | 3.0               | +0.4                |       |
| Rohypnol <sup>f</sup>  | —                                    | —                   | —                   | —                   | —                   | —                   | —                   | —                   | —                   | —                   | —                   | —                   | —                   | —                   | —                   | —                   | —                   | —                   | —                   | —                   | —                   | 0.5                 | 0.3                 | 0.3                 | 0.3                 | 0.4                 | 0.3               | -0.1                |       |
| Alcohol <sup>q</sup>   | 68.2                                 | 68.3                | 71.2                | 72.1                | 71.8                | 72.0                | 70.7                | 69.7                | 69.4                | 67.2                | 65.9                | 65.3                | 66.4                | 63.9                | 60.0                | 57.1                | 54.0                | 51.3                | 51.0                | —                   | —                   | —                   | —                   | —                   | —                   | —                   | —                 | —                   |       |
| Been Drunk <sup>n</sup>                                      | —                                    | —                   | —                   | —                   | —                   | —                   | —                   | —                   | —                   | —                   | —                   | —                   | —                   | —                   | —                   | —                   | 31.6                | 29.9                | 28.9                | 30.8                | 33.2                | 31.3                | 34.2                | 32.9                | 32.9                | 32.3                | 32.7              | +0.4                |       |
| Cigarettes   | 36.7                                 | 38.8                | 38.4                | 36.7                | 34.4                | 30.5                | 29.4                | 30.0                | 30.3                | 29.3                | 30.1                | 29.6                | 29.4                | 28.7                | 28.6                | 29.4                | 28.3                | 27.8                | 29.9                | 31.2                | 33.5                | 34.0                | 36.5                | 35.1                | 34.6                | 31.4                | 29.5              | -2.0                |       |
| Smokeless<br>Tobacco <sup>f,r</sup>                          | —                                    | —                   | —                   | —                   | —                   | —                   | —                   | —                   | —                   | —                   | —                   | —                   | 11.5                | 11.3                | 10.3                | 8.4                 | —                   | —                   | 11.4                | 10.7                | 11.1                | 12.2                | 9.8                 | 9.7                 | 8.8                 | 8.4                 | 7.6               | 7.8                 | +0.2  |
| Steroids <sup>n</sup>  | —                                    | —                   | —                   | —                   | —                   | —                   | —                   | —                   | —                   | —                   | —                   | —                   | —                   | —                   | —                   | 0.8                 | 1.0                 | 0.8                 | 0.6                 | 0.7                 | 0.9                 | 0.7                 | 0.7                 | 1.0                 | 1.1                 | 0.9                 | 0.8               | 1.3                 | +0.5s |

NOTES: Level of significance of difference between the two most recent classes: s = .05, ss = .01, sss = .001. '—' indicates data not available. See Table 4 for relevant footnotes. Any apparent inconsistency between the change estimate and the prevalence of use estimates for the two most recent classes is due to rounding error.

SOURCE: The Monitoring the Future Study, the University of Michigan.

**TABLE 7**  
**Long-Term Trends in Thirty-Day Prevalence of Daily Use of Various Drugs for Twelfth Graders**

|  | Percent who used daily in last thirty days |                     |                     |                     |                     |                     |                     |                     |                     |                     |                     |                     |                     |                     |                     |                     |                     |                     |                     |                     |                     |                     |                     |                     | '00-'01<br>change |                     |                     |                     |     |
|--|--|---------------------|---------------------|---------------------|---------------------|---------------------|---------------------|---------------------|---------------------|---------------------|---------------------|---------------------|---------------------|---------------------|---------------------|---------------------|---------------------|---------------------|---------------------|---------------------|---------------------|---------------------|---------------------|---------------------|-------------------|---------------------|---------------------|---------------------|-----|
|  | Class<br>of<br>1975                        | Class<br>of<br>1976 | Class<br>of<br>1977 | Class<br>of<br>1978 | Class<br>of<br>1979 | Class<br>of<br>1980 | Class<br>of<br>1981 | Class<br>of<br>1982 | Class<br>of<br>1983 | Class<br>of<br>1984 | Class<br>of<br>1985 | Class<br>of<br>1986 | Class<br>of<br>1987 | Class<br>of<br>1988 | Class<br>of<br>1989 | Class<br>of<br>1990 | Class<br>of<br>1991 | Class<br>of<br>1992 | Class<br>of<br>1993 | Class<br>of<br>1994 | Class<br>of<br>1995 | Class<br>of<br>1996 | Class<br>of<br>1997 | Class<br>of<br>1998 |                   | Class<br>of<br>1999 | Class<br>of<br>2000 | Class<br>of<br>2001 |     |
| <i>Approx. N</i><br>(in thousands) =                                   | 9.4  | 15.4                | 17.1                | 17.8                | 15.5                | 15.9                | 17.5                | 17.7                | 16.3                | 15.9                | 16.0                | 15.2                | 16.3                | 16.3                | 16.7                | 15.2                | 15.0                | 15.8                | 16.3                | 15.4                | 15.4                | 14.3                | 15.4                | 15.2                | 13.6              | 12.8                | 12.8                |                     |     |
| Marijuana/Hashish  | 6.0  | 8.2                 | 9.1                 | 10.7                | 10.3                | 9.1                 | 7.0                 | 6.3                 | 5.5                 | 5.0                 | 4.9                 | 4.0                 | 3.3                 | 2.7                 | 2.9                 | 2.2                 | 2.0                 | 1.9                 | 2.4                 | 3.6                 | 4.6                 | 4.9                 | 5.8                 | 5.6                 | 6.0               | 6.0                 | 5.8                 | -0.2                |     |
| Inhalants <sup>d</sup>   | —  | *                   | *                   | 0.1                 | *                   | 0.1                 | 0.1                 | 0.1                 | 0.1                 | 0.1                 | 0.2                 | 0.2                 | 0.1                 | 0.2                 | 0.2                 | 0.3                 | 0.2                 | 0.1                 | 0.1                 | 0.1                 | 0.1                 | 0.2                 | 0.1                 | 0.2                 | 0.2               | 0.2                 | 0.1                 | -0.1                |     |
| <i>Inhalants,</i><br><i>Adjusted<sup>kl</sup></i>                      | —  | —                   | —                   | —                   | 0.1                 | 0.2                 | 0.2                 | 0.2                 | 0.2                 | 0.2                 | 0.4                 | 0.4                 | 0.4                 | 0.3                 | 0.3                 | 0.3                 | 0.5                 | 0.2                 | 0.2                 | —                   | —                   | 0.4                 | 0.2                 | 0.9                 | 0.3               | 0.3                 | 0.1                 | -0.1                |     |
| Amyl/Butyl<br>Nitrites <sup>fg</sup>                                   | —  | —                   | —                   | —                   | *                   | 0.1                 | 0.1                 | 0.0                 | 0.2                 | 0.1                 | 0.3                 | 0.5                 | 0.3                 | 0.1                 | 0.3                 | 0.1                 | 0.2                 | 0.1                 | 0.1                 | 0.2                 | 0.2                 | 0.4                 | 0.1                 | 0.3                 | 0.2               | *                   | 0.1                 | 0.0                 |     |
| Hallucinogens <sup>c</sup>   | 0.1  | 0.1                 | 0.1                 | 0.1                 | 0.1                 | 0.1                 | 0.1                 | 0.1                 | 0.1                 | 0.1                 | 0.1                 | 0.1                 | 0.1                 | *                   | 0.1                 | 0.1                 | 0.1                 | 0.1                 | 0.1                 | 0.1                 | 0.1                 | 0.1                 | 0.3                 | 0.1                 | 0.1               | 0.2                 | 0.2                 | +0.1                |     |
| <i>Hallucinogens,</i><br><i>Adjusted<sup>kh</sup></i>                  | —  | —                   | —                   | —                   | 0.2                 | 0.2                 | 0.1                 | 0.2                 | 0.2                 | 0.2                 | 0.3                 | 0.3                 | 0.2                 | *                   | 0.3                 | 0.3                 | 0.1                 | 0.1                 | 0.1                 | —                   | —                   | 0.4                 | 0.4                 | 0.8                 | 0.2               | 0.2                 | 0.3                 | +0.1                |     |
| LSD  | *  | *                   | *                   | *                   | *                   | *                   | 0.1                 | *                   | 0.1                 | 0.1                 | 0.1                 | *                   | 0.1                 | *                   | *                   | 0.1                 | 0.1                 | 0.1                 | 0.1                 | 0.1                 | 0.1                 | *                   | 0.2                 | 0.1                 | 0.1               | 0.1                 | 0.2                 | 0.0                 |     |
| Hallucinogens<br>Other Than LSD <sup>c</sup>                           | —  | 0.1                 | 0.1                 | *                   | *                   | *                   | 0.1                 | *                   | *                   | 0.1                 | *                   | *                   | *                   | *                   | *                   | *                   | *                   | *                   | *                   | *                   | 0.1                 | 0.1                 | 0.1                 | 0.1                 | *                 | 0.1                 | 0.1                 | 0.0                 |     |
| PCP <sup>fg</sup>  | —  | —                   | —                   | —                   | 0.1                 | 0.1                 | 0.1                 | 0.1                 | 0.1                 | 0.1                 | 0.3                 | 0.2                 | 0.3                 | 0.1                 | 0.2                 | 0.1                 | 0.1                 | 0.1                 | 0.1                 | 0.3                 | 0.3                 | 0.3                 | 0.1                 | 0.3                 | 0.2               | 0.2                 | 0.1                 | -0.2                |     |
| MDMA (Ecstasy) <sup>f</sup>  | —  | —                   | —                   | —                   | —                   | —                   | —                   | —                   | —                   | —                   | —                   | —                   | —                   | —                   | —                   | —                   | —                   | —                   | —                   | —                   | —                   | 0.0                 | 0.1                 | 0.2                 | 0.1               | *                   | 0.2                 | +0.2s               |     |
| Cocaine  | 0.1  | 0.1                 | 0.1                 | 0.1                 | 0.2                 | 0.2                 | 0.3                 | 0.2                 | 0.2                 | 0.2                 | 0.4                 | 0.4                 | 0.3                 | 0.2                 | 0.3                 | 0.1                 | 0.1                 | 0.1                 | 0.1                 | 0.1                 | 0.2                 | 0.2                 | 0.2                 | 0.2                 | 0.2               | 0.2                 | 0.1                 | -0.1                |     |
| Crack <sup>l</sup>   | —  | —                   | —                   | —                   | —                   | —                   | —                   | —                   | —                   | —                   | —                   | —                   | 0.1                 | 0.1                 | 0.2                 | 0.1                 | 0.1                 | 0.1                 | 0.1                 | 0.1                 | 0.1                 | 0.1                 | 0.1                 | 0.1                 | 0.1               | 0.2                 | 0.1                 | -0.1                |     |
| Other Cocaine <sup>l</sup>   | —  | —                   | —                   | —                   | —                   | —                   | —                   | —                   | —                   | —                   | —                   | —                   | 0.2                 | 0.2                 | 0.1                 | 0.1                 | 0.1                 | *                   | 0.1                 | 0.1                 | 0.1                 | 0.1                 | 0.1                 | 0.1                 | 0.1               | 0.2                 | 0.1                 | -0.1                |     |
| Heroin <sup>k</sup>  | 0.1  | *                   | *                   | *                   | *                   | *                   | *                   | *                   | 0.1                 | *                   | *                   | *                   | *                   | *                   | 0.1                 | *                   | *                   | *                   | *                   | *                   | 0.1                 | 0.1                 | 0.1                 | 0.1                 | 0.1               | 0.1                 | 0.1                 | 0.1                 | 0.0 |
| With a needle <sup>l</sup>   | —  | —                   | —                   | —                   | —                   | —                   | —                   | —                   | —                   | —                   | —                   | —                   | —                   | —                   | —                   | —                   | —                   | —                   | —                   | —                   | 0.1                 | 0.2                 | 0.1                 | *                   | *                 | *                   | *                   | 0.0                 |     |
| Without a needle <sup>l</sup>  | —  | —                   | —                   | —                   | —                   | —                   | —                   | —                   | —                   | —                   | —                   | —                   | —                   | —                   | —                   | —                   | —                   | —                   | —                   | *                   | 0.1                 | 0.1                 | 0.0                 | 0.0                 | *                 | *                   | 0.0                 | 0.0                 |     |
| Other Narcotics <sup>m</sup>   | 0.1  | 0.1                 | 0.2                 | 0.1                 | *                   | 0.1                 | 0.1                 | 0.1                 | 0.1                 | 0.1                 | 0.1                 | 0.1                 | 0.1                 | 0.1                 | 0.2                 | 0.1                 | 0.1                 | *                   | *                   | 0.1                 | 0.1                 | 0.2                 | 0.2                 | 0.1                 | 0.2               | 0.1                 | 0.2                 | 0.0                 |     |
| Amphetamines <sup>b,m</sup>  | 0.5  | 0.4                 | 0.5                 | 0.5                 | 0.6                 | 0.7                 | 1.2                 | 0.7                 | 0.8                 | 0.6                 | 0.4                 | 0.3                 | 0.3                 | 0.3                 | 0.3                 | 0.2                 | 0.2                 | 0.2                 | 0.2                 | 0.2                 | 0.3                 | 0.3                 | 0.3                 | 0.3                 | 0.3               | 0.3                 | 0.5                 | +0.1                |     |
| Methamphetamine <sup>n</sup>   | —  | —                   | —                   | —                   | —                   | —                   | —                   | —                   | —                   | —                   | —                   | —                   | —                   | —                   | —                   | —                   | —                   | —                   | —                   | —                   | —                   | —                   | —                   | —                   | —                 | 0.1                 | 0.1                 | 0.1                 | 0.0 |
| Crystal Meth.<br>(Ice) <sup>n</sup>                                    | —  | —                   | —                   | —                   | —                   | —                   | —                   | —                   | —                   | —                   | —                   | —                   | —                   | —                   | —                   | 0.1                 | 0.1                 | 0.1                 | 0.1                 | *                   | 0.1                 | 0.1                 | 0.1                 | *                   | *                 | 0.1                 | 0.2                 | +0.1                |     |
| Sedatives <sup>m,o</sup>   | 0.3  | 0.2                 | 0.2                 | 0.2                 | 0.1                 | 0.2                 | 0.2                 | 0.2                 | 0.2                 | 0.1                 | 0.1                 | 0.1                 | 0.1                 | 0.1                 | 0.1                 | 0.1                 | 0.1                 | 0.1                 | 0.1                 | 0.1                 | 0.1                 | 0.1                 | 0.1                 | 0.1                 | 0.1               | 0.2                 | 0.1                 | 0.0                 |     |
| Barbiturates <sup>m</sup>  | 0.1  | 0.1                 | 0.2                 | 0.1                 | *                   | 0.1                 | 0.1                 | 0.1                 | 0.1                 | *                   | 0.1                 | 0.1                 | 0.1                 | *                   | 0.1                 | 0.1                 | 0.1                 | *                   | 0.1                 | *                   | 0.1                 | 0.1                 | 0.1                 | 0.1                 | 0.1               | 0.2                 | 0.1                 | 0.0                 |     |
| Methaqualone <sup>m,p</sup>  | *  | *                   | *                   | *                   | *                   | 0.1                 | 0.1                 | 0.1                 | *                   | *                   | *                   | *                   | *                   | 0.1                 | *                   | *                   | *                   | *                   | 0.1                 | 0.0                 | 0.1                 | 0.1                 | 0.0                 | 0.1                 | 0.0               | 0.0                 | 0.0                 | 0.0                 | 0.0 |
| Tranquilizers <sup>c,m</sup>   | 0.1  | 0.2                 | 0.3                 | 0.1                 | 0.1                 | 0.1                 | 0.1                 | 0.1                 | 0.1                 | 0.1                 | *                   | *                   | 0.1                 | *                   | 0.1                 | 0.1                 | 0.1                 | *                   | *                   | 0.1                 | *                   | 0.2                 | 0.1                 | 0.1                 | 0.1               | 0.1                 | *                   | 0.0                 |     |
| Rohypnol <sup>f</sup>  | —  | —                   | —                   | —                   | —                   | —                   | —                   | —                   | —                   | —                   | —                   | —                   | —                   | —                   | —                   | —                   | —                   | —                   | —                   | —                   | —                   | 0.1                 | 0.0                 | 0.1                 | 0.1               | 0.1                 | *                   | -0.1                |     |
| Alcohol<br>Daily <sup>q</sup>  | 5.7  | 5.6                 | 6.1                 | 5.7                 | 6.9                 | 6.0                 | 6.0                 | 5.7                 | 5.5                 | 4.8                 | 5.0                 | 4.8                 | 4.8                 | 4.2                 | 4.2                 | 3.7                 | 3.6                 | 3.4                 | 2.5                 | —                   | —                   | —                   | —                   | —                   | —                 | —                   | —                   | —                   |     |
| Been drunk daily <sup>n</sup><br>5+ drinks in a row<br>in last 2 weeks | —  | —                   | —                   | —                   | —                   | —                   | —                   | —                   | —                   | —                   | —                   | —                   | —                   | —                   | —                   | —                   | 0.9                 | 0.8                 | 3.4                 | 2.9                 | 3.5                 | 3.7                 | 3.9                 | 3.9                 | 3.4               | 2.9                 | 3.6                 | +0.7ss              |     |
| Cigarettes   | 36.8                                       | 37.1                | 39.4                | 40.3                | 41.2                | 41.2                | 41.4                | 40.5                | 40.8                | 38.7                | 36.7                | 36.8                | 37.5                | 34.7                | 33.0                | 32.2                | 29.8                | 27.9                | 27.5                | 28.2                | 29.8                | 30.2                | 31.3                | 31.5                | 30.8              | 30.0                | 29.7                | -0.3                |     |
| Daily<br>Half-pack or more<br>per day                                  | 26.9                                       | 28.8                | 28.8                | 27.5                | 25.4                | 21.3                | 20.3                | 21.1                | 21.2                | 18.7                | 19.5                | 18.7                | 18.7                | 18.1                | 18.9                | 19.1                | 18.5                | 17.2                | 19.0                | 19.4                | 21.6                | 22.2                | 24.6                | 22.4                | 23.1              | 20.6                | 19.0                | -1.6                |     |
| Smokeless<br>Tobacco <sup>lr</sup>                                     | 17.9                                       | 19.2                | 19.4                | 18.8                | 16.5                | 14.3                | 13.5                | 14.2                | 13.8                | 12.3                | 12.5                | 11.4                | 11.4                | 10.6                | 11.2                | 11.3                | 10.7                | 10.0                | 10.9                | 11.2                | 12.4                | 13.0                | 14.3                | 12.6                | 13.2              | 11.3                | 10.3                | -1.0                |     |
| Steroids <sup>n</sup>  | —  | —                   | —                   | —                   | —                   | —                   | —                   | —                   | —                   | —                   | —                   | —                   | —                   | —                   | 0.1                 | 0.2                 | 0.1                 | 0.1                 | 0.1                 | 0.4                 | 0.2                 | 0.3                 | 0.3                 | 0.3                 | 0.2               | 0.2                 | 0.2                 | 0.0                 |     |

NOTES: Level of significance of difference between the two most recent classes: s = .05, ss = .01, sss = .001. '—' indicates data not available.

'\*' indicates less than .05 percent but greater than 0 percent. See Table 4 for relevant footnotes.

Any apparent inconsistency between the change estimate and the prevalence of use estimates for the two most recent classes is due to rounding error.

Daily use is defined as use on 20 or more occasions in the past 30 days except for 5+ drinks, cigarettes, and smokeless tobacco, for which actual daily use is measured.

SOURCE: The Monitoring the Future Study, the University of Michigan.

**TABLE 8**

**Trends in Harmfulness of Drugs as Perceived by Eighth and Tenth Graders, 1991–2001**

| How much do you think people risk harming themselves (physically or in other ways), if they . . . | Percentage saying "great risk" <sup>a</sup> |      |      |      |      |      |      |      |      |      |      |                     |      |      |      |      |      |      |      |      |      |      |      |                     |
|---|---|------|------|------|------|------|------|------|------|------|------|---------------------|------|------|------|------|------|------|------|------|------|------|------|---------------------|
|   | 8th Grade                                   |      |      |      |      |      |      |      |      |      |      | 10th Grade          |      |      |      |      |      |      |      |      |      |      |      |                     |
|   | 1991  | 1992 | 1993 | 1994 | 1995 | 1996 | 1997 | 1998 | 1999 | 2000 | 2001 | '00-'01 change      | 1991 | 1992 | 1993 | 1994 | 1995 | 1996 | 1997 | 1998 | 1999 | 2000 | 2001 | '00-'01 change      |
| Try marijuana once or twice   | 40.4  | 39.1 | 36.2 | 31.6 | 28.9 | 27.9 | 25.3 | 28.1 | 28.0 | 29.0 | 27.7 | -1.3                | 30.0 | 31.9 | 29.7 | 24.4 | 21.5 | 20.0 | 18.8 | 19.6 | 19.2 | 18.5 | 17.9 | -0.5                |
| Smoke marijuana occasionally  | 57.9  | 56.3 | 53.8 | 48.6 | 45.9 | 44.3 | 43.1 | 45.0 | 45.7 | 47.4 | 46.3 | -1.2                | 48.6 | 48.9 | 46.1 | 38.9 | 35.4 | 32.8 | 31.9 | 32.5 | 33.5 | 32.4 | 31.2 | -1.2                |
| Smoke marijuana regularly   | 83.8  | 82.0 | 79.6 | 74.3 | 73.0 | 70.9 | 72.7 | 73.0 | 73.3 | 74.8 | 72.2 | -2.5 <sub>ss</sub>  | 82.1 | 81.1 | 78.5 | 71.3 | 67.9 | 65.9 | 65.9 | 65.8 | 65.9 | 64.7 | 62.8 | -1.9                |
| Try inhalants once or twice <sup>b</sup>  | 35.9  | 37.0 | 36.5 | 37.9 | 36.4 | 40.8 | 40.1 | 38.9 | 40.8 | 41.2 | 45.6 | +4.5 <sub>sss</sub> | 37.8 | 38.7 | 40.9 | 42.7 | 41.6 | 47.2 | 47.5 | 45.8 | 48.2 | 46.6 | 49.9 | +3.3 <sub>sss</sub> |
| Try inhalants regularly <sup>b</sup>  | 65.6  | 64.4 | 64.6 | 65.5 | 64.8 | 68.2 | 68.7 | 67.2 | 68.8 | 69.9 | 71.6 | +1.6                | 69.8 | 67.9 | 69.6 | 71.5 | 71.8 | 75.8 | 74.5 | 73.3 | 76.3 | 75.0 | 76.4 | +1.4                |
| Take LSD once or twice <sup>c</sup>   | —   | —    | 42.1 | 38.3 | 36.7 | 36.5 | 37.0 | 34.9 | 34.1 | 34.0 | 31.6 | -2.4                | —    | —    | 48.7 | 46.5 | 44.7 | 45.1 | 44.5 | 43.5 | 45.0 | 43.0 | 41.3 | -1.6                |
| Take LSD regularly <sup>c</sup>   | —   | —    | 68.3 | 65.8 | 64.4 | 63.6 | 64.1 | 59.6 | 58.8 | 57.5 | 52.9 | -4.6 <sub>s</sub>   | —    | —    | 78.9 | 75.9 | 75.5 | 75.3 | 73.8 | 72.3 | 73.9 | 72.0 | 68.8 | -3.2 <sub>s</sub>   |
| Try MDMA (Ecstasy) once or twice <sup>d</sup>   | —   | —    | —    | —    | —    | —    | —    | —    | —    | —    | 35.8 | —                   | —    | —    | —    | —    | —    | —    | —    | —    | —    | —    | 39.4 | —                   |
| Take MDMA (Ecstasy) occasionally <sup>d</sup>   | —   | —    | —    | —    | —    | —    | —    | —    | —    | —    | 55.5 | —                   | —    | —    | —    | —    | —    | —    | —    | —    | —    | —    | 64.8 | —                   |
| Try crack once or twice <sup>b</sup>  | 62.8  | 61.2 | 57.2 | 54.4 | 50.8 | 51.0 | 49.9 | 49.3 | 48.7 | 48.5 | 48.6 | +0.2                | 70.4 | 69.6 | 66.6 | 64.7 | 60.9 | 60.9 | 59.2 | 58.0 | 57.8 | 56.1 | 57.1 | +1.0                |
| Take crack occasionally <sup>b</sup>  | 82.2  | 79.6 | 76.8 | 74.4 | 72.1 | 71.6 | 71.2 | 70.6 | 70.6 | 70.1 | 70.0 | -0.1                | 87.4 | 86.4 | 84.4 | 83.1 | 81.2 | 80.3 | 78.7 | 77.5 | 79.1 | 76.9 | 77.3 | +0.4                |
| Try cocaine powder once or twice <sup>b</sup>   | 55.5  | 54.1 | 50.7 | 48.4 | 44.9 | 45.2 | 45.0 | 44.0 | 43.3 | 43.3 | 43.9 | +0.6                | 59.1 | 59.2 | 57.5 | 56.4 | 53.5 | 53.6 | 52.2 | 50.9 | 51.6 | 48.8 | 50.6 | +1.7                |
| Take cocaine powder occasionally <sup>b</sup>   | 77.0  | 74.3 | 71.8 | 69.1 | 66.4 | 65.7 | 65.8 | 65.2 | 65.4 | 65.5 | 65.8 | +0.4                | 82.2 | 80.1 | 79.1 | 77.8 | 75.6 | 75.0 | 73.9 | 71.8 | 73.6 | 70.9 | 72.3 | +1.5                |
| Try heroin once or twice without using a needle <sup>c</sup>                                      | —   | —    | —    | —    | 60.1 | 61.3 | 63.0 | 62.8 | 63.0 | 62.0 | 61.1 | -0.9                | —    | —    | —    | —    | 70.7 | 72.1 | 73.1 | 71.7 | 73.7 | 71.7 | 72.0 | +0.3                |
| Take heroin occasionally without using a needle <sup>c</sup>                                      | —   | —    | —    | —    | 76.8 | 76.6 | 79.2 | 79.0 | 78.9 | 78.6 | 78.5 | -0.1                | —    | —    | —    | —    | 85.1 | 85.8 | 86.5 | 84.9 | 86.5 | 85.2 | 85.4 | +0.2                |
| Try one or two drinks of an alcoholic beverage (beer, wine, liquor)                               | 11.0  | 12.1 | 12.4 | 11.6 | 11.6 | 11.8 | 10.4 | 12.1 | 11.6 | 11.9 | 12.2 | +0.4                | 9.0  | 10.1 | 10.9 | 9.4  | 9.3  | 8.9  | 9.0  | 10.1 | 10.5 | 9.6  | 9.8  | +0.2                |
| Take one or two drinks nearly every day   | 31.8  | 32.4 | 32.6 | 29.9 | 30.5 | 28.6 | 29.1 | 30.3 | 29.7 | 30.4 | 30.0 | -0.4                | 36.1 | 36.8 | 35.9 | 32.5 | 31.7 | 31.2 | 31.8 | 31.9 | 32.9 | 32.3 | 31.5 | -0.8                |
| Have five or more drinks once or twice each weekend   | 59.1  | 58.0 | 57.7 | 54.7 | 54.1 | 51.8 | 55.6 | 56.0 | 55.3 | 55.9 | 56.1 | +0.2                | 54.7 | 55.9 | 54.9 | 52.9 | 52.0 | 50.9 | 51.8 | 52.5 | 51.9 | 51.0 | 50.7 | -0.3                |
| Smoke one or more packs of cigarettes per day <sup>c</sup>  | 51.6  | 50.8 | 52.7 | 50.8 | 49.8 | 50.4 | 52.6 | 54.3 | 54.8 | 58.8 | 57.1 | -1.7                | 60.3 | 59.3 | 60.7 | 59.0 | 57.0 | 57.9 | 59.9 | 61.9 | 62.7 | 65.9 | 64.7 | -1.2                |
| Use smokeless tobacco regularly   | 35.1  | 35.1 | 36.9 | 35.5 | 33.5 | 34.0 | 35.2 | 36.5 | 37.1 | 39.0 | 38.2 | -0.7                | 40.3 | 39.6 | 44.2 | 42.2 | 38.2 | 41.0 | 42.2 | 42.8 | 44.2 | 46.7 | 46.2 | -0.5                |
| Take steroids <sup>f</sup>  | 64.2  | 69.5 | 70.2 | 67.6 | —    | —    | —    | —    | —    | —    | —    | —                   | 67.1 | 72.7 | 73.4 | 72.5 | —    | —    | —    | —    | —    | —    | —    | —                   |
| <i>Approx. N (in thousands)</i>   | 17.4  | 18.7 | 18.4 | 17.4 | 17.5 | 17.9 | 18.8 | 18.1 | 16.7 | 16.7 | 16.2 |                     | 14.7 | 14.8 | 15.3 | 15.9 | 17.0 | 15.7 | 15.6 | 15.0 | 13.6 | 14.3 | 14.0 |                     |

NOTES: Level of significance of difference between the two most recent classes: s = .05, ss = .01, sss = .001. '—' indicates data not available.  
 Any apparent inconsistency between the change estimate and the prevalence of use estimates for the two most recent classes is due to rounding error.  
 SOURCE: The Monitoring the Future Study, the University of Michigan.  
<sup>a</sup>Answer alternatives were: (1) No risk, (2) Slight risk, (3) Moderate risk, (4) Great risk, and (5) Can't say, drug unfamiliar.  
<sup>b</sup>Beginning in 1997, data based on two-thirds of N indicated due to changes in questionnaire forms.  
<sup>c</sup>Data based on one of two forms in 1993–96; N is one-half of N indicated. Beginning in 1997, data based on one-third of N indicated due to changes in questionnaire forms.  
<sup>d</sup>Data based on one-third of N indicated due to changes in questionnaire forms.  
<sup>e</sup>Beginning in 1999, data based on two-thirds of N indicated due to changes in questionnaire forms.  
<sup>f</sup>Data based on two forms in 1991 and 1992. Data based on one of two forms in 1993 and 1994; N is one-half of N indicated.

**TABLE 9**  
**Long-Term Trends in Harmfulness of Drugs as Perceived by Twelfth Graders**

| <i>How much do you think people risk harming themselves (physically or in other ways), if they . . .</i> | Percentage saying "great risk" <sup>a</sup> |               |               |               |               |               |               |               |               |               |               |               |               |               |  |
|--|---|---------------|---------------|---------------|---------------|---------------|---------------|---------------|---------------|---------------|---------------|---------------|---------------|---------------|--|
|  | 12th Grade                                  |               |               |               |               |               |               |               |               |               |               |               |               |               |  |
|  | Class of 1975                               | Class of 1976 | Class of 1977 | Class of 1978 | Class of 1979 | Class of 1980 | Class of 1981 | Class of 1982 | Class of 1983 | Class of 1984 | Class of 1985 | Class of 1986 | Class of 1987 | Class of 1988 |  |
| Try marijuana once or twice  | 15.1  | 11.4          | 9.5           | 8.1           | 9.4           | 10.0          | 13.0          | 11.5          | 12.7          | 14.7          | 14.8          | 15.1          | 18.4          | 19.0          |  |
| Smoke marijuana occasionally   | 18.1  | 15.0          | 13.4          | 12.4          | 13.5          | 14.7          | 19.1          | 18.3          | 20.6          | 22.6          | 24.5          | 25.0          | 30.4          | 31.7          |  |
| Smoke marijuana regularly  | 43.3  | 38.6          | 36.4          | 34.9          | 42.0          | 50.4          | 57.6          | 60.4          | 62.8          | 66.9          | 70.4          | 71.3          | 73.5          | 77.0          |  |
| Try LSD once or twice  | 49.4  | 45.7          | 43.2          | 42.7          | 41.6          | 43.9          | 45.5          | 44.9          | 44.7          | 45.4          | 43.5          | 42.0          | 44.9          | 45.7          |  |
| Take LSD regularly   | 81.4  | 80.8          | 79.1          | 81.1          | 82.4          | 83.0          | 83.5          | 83.5          | 83.2          | 83.8          | 82.9          | 82.6          | 83.8          | 84.2          |  |
| Try PCP once or twice  | —   | —             | —             | —             | —             | —             | —             | —             | —             | —             | —             | —             | 55.6          | 58.8          |  |
| Try MDMA (Ecstasy) once or twice   | —   | —             | —             | —             | —             | —             | —             | —             | —             | —             | —             | —             | —             | —             |  |
| Try cocaine once or twice  | 42.6  | 39.1          | 35.6          | 33.2          | 31.5          | 31.3          | 32.1          | 32.8          | 33.0          | 35.7          | 34.0          | 33.5          | 47.9          | 51.2          |  |
| Take cocaine occasionally  | —   | —             | —             | —             | —             | —             | —             | —             | —             | —             | —             | 54.2          | 66.8          | 69.2          |  |
| Take cocaine regularly   | 73.1  | 72.3          | 68.2          | 68.2          | 69.5          | 69.2          | 71.2          | 73.0          | 74.3          | 78.8          | 79.0          | 82.2          | 88.5          | 89.2          |  |
| Try crack once or twice  | —   | —             | —             | —             | —             | —             | —             | —             | —             | —             | —             | —             | 57.0          | 62.1          |  |
| Take crack occasionally  | —   | —             | —             | —             | —             | —             | —             | —             | —             | —             | —             | —             | 70.4          | 73.2          |  |
| Take crack regularly   | —   | —             | —             | —             | —             | —             | —             | —             | —             | —             | —             | —             | 84.6          | 84.8          |  |
| Try cocaine powder once or twice   | —   | —             | —             | —             | —             | —             | —             | —             | —             | —             | —             | —             | 45.3          | 51.7          |  |
| Take cocaine powder occasionally   | —   | —             | —             | —             | —             | —             | —             | —             | —             | —             | —             | —             | 56.8          | 61.9          |  |
| Take cocaine powder regularly  | —   | —             | —             | —             | —             | —             | —             | —             | —             | —             | —             | —             | 81.4          | 82.9          |  |
| Try heroin once or twice   | 60.1  | 58.9          | 55.8          | 52.9          | 50.4          | 52.1          | 52.9          | 51.1          | 50.8          | 49.8          | 47.3          | 45.8          | 53.6          | 54.0          |  |
| Take heroin occasionally   | 75.6  | 75.6          | 71.9          | 71.4          | 70.9          | 70.9          | 72.2          | 69.8          | 71.8          | 70.7          | 69.8          | 68.2          | 74.6          | 73.8          |  |
| Take heroin regularly  | 87.2  | 88.6          | 86.1          | 86.6          | 87.5          | 86.2          | 87.5          | 86.0          | 86.1          | 87.2          | 86.0          | 87.1          | 88.7          | 88.8          |  |
| Try heroin once or twice without using a needle  | —   | —             | —             | —             | —             | —             | —             | —             | —             | —             | —             | —             | —             | —             |  |
| Take heroin occasionally without using a needle  | —   | —             | —             | —             | —             | —             | —             | —             | —             | —             | —             | —             | —             | —             |  |
| Try amphetamines once or twice   | 35.4  | 33.4          | 30.8          | 29.9          | 29.7          | 29.7          | 26.4          | 25.3          | 24.7          | 25.4          | 25.2          | 25.1          | 29.1          | 29.6          |  |
| Take amphetamines regularly  | 69.0  | 67.3          | 66.6          | 67.1          | 69.9          | 69.1          | 66.1          | 64.7          | 64.8          | 67.1          | 67.2          | 67.3          | 69.4          | 69.8          |  |
| Try crystal meth. (ice) once or twice  | —   | —             | —             | —             | —             | —             | —             | —             | —             | —             | —             | —             | —             | —             |  |
| Try barbiturates once or twice   | 34.8  | 32.5          | 31.2          | 31.3          | 30.7          | 30.9          | 28.4          | 27.5          | 27.0          | 27.4          | 26.1          | 25.4          | 30.9          | 29.7          |  |
| Take barbiturates regularly  | 69.1  | 67.7          | 68.6          | 68.4          | 71.6          | 72.2          | 69.9          | 67.6          | 67.7          | 68.5          | 68.3          | 67.2          | 69.4          | 69.6          |  |
| Try one or two drinks of an alcoholic beverage (beer, wine, liquor)                                      | 5.3   | 4.8           | 4.1           | 3.4           | 4.1           | 3.8           | 4.6           | 3.5           | 4.2           | 4.6           | 5.0           | 4.6           | 6.2           | 6.0           |  |
| Take one or two drinks nearly every day  | 21.5  | 21.2          | 18.5          | 19.6          | 22.6          | 20.3          | 21.6          | 21.6          | 21.6          | 23.0          | 24.4          | 25.1          | 26.2          | 27.3          |  |
| Take four or five drinks nearly every day  | 63.5  | 61.0          | 62.9          | 63.1          | 66.2          | 65.7          | 64.5          | 65.5          | 66.8          | 68.4          | 69.8          | 66.5          | 69.7          | 68.5          |  |
| Have five or more drinks once or twice each weekend  | 37.8  | 37.0          | 34.7          | 34.5          | 34.9          | 35.9          | 36.3          | 36.0          | 38.6          | 41.7          | 43.0          | 39.1          | 41.9          | 42.6          |  |
| Smoke one or more packs of cigarettes per day  | 51.3  | 56.4          | 58.4          | 59.0          | 63.0          | 63.7          | 63.3          | 60.5          | 61.2          | 63.8          | 66.5          | 66.0          | 68.6          | 68.0          |  |
| Use smokeless tobacco regularly  | —   | —             | —             | —             | —             | —             | —             | —             | —             | —             | —             | 25.8          | 30.0          | 33.2          |  |
| Take steroids  | —   | —             | —             | —             | —             | —             | —             | —             | —             | —             | —             | —             | —             | —             |  |

*Approx. N = 2804 2918 3052 3770 3250 3234 3604 3557 3305 3262 3250 3020 3315 3276*

<sup>a</sup>Answer alternatives were: (1) No risk, (2) Slight risk, (3) Moderate risk, (4) Great risk, and (5) Can't say, drug unfamiliar.

(Table continued on next page)

**TABLE 9 (cont.)**  
**Long-Term Trends in Harmfulness of Drugs as Perceived by Twelfth Graders**

| <i>How much do you think people risk harming themselves (physically or in other ways), if they . . .</i> | Percentage saying "great risk" <sup>a</sup> |                     |                     |                     |                     |                     |                     |                     |                     |                     |                     |                     |                     |                     | '00-'01<br>change |
|--|---|---------------------|---------------------|---------------------|---------------------|---------------------|---------------------|---------------------|---------------------|---------------------|---------------------|---------------------|---------------------|---------------------|-------------------|
|  | 12th Grade                                  |                     |                     |                     |                     |                     |                     |                     |                     |                     |                     |                     |                     |                     |                   |
|  | Class<br>of<br>1989                         | Class<br>of<br>1990 | Class<br>of<br>1991 | Class<br>of<br>1992 | Class<br>of<br>1993 | Class<br>of<br>1994 | Class<br>of<br>1995 | Class<br>of<br>1996 | Class<br>of<br>1997 | Class<br>of<br>1998 | Class<br>of<br>1999 | Class<br>of<br>2000 | Class<br>of<br>2001 |                     |                   |
| Try marijuana once or twice  | 23.6  | 23.1                | 27.1                | 24.5                | 21.9                | 19.5                | 16.3                | 15.6                | 14.9                | 16.7                | 15.7                | 13.7                | 15.3                | +1.6                |                   |
| Smoke marijuana occasionally   | 36.5  | 36.9                | 40.6                | 39.6                | 35.6                | 30.1                | 25.6                | 25.9                | 24.7                | 24.4                | 23.9                | 23.4                | 23.5                | +0.1                |                   |
| Smoke marijuana regularly  | 77.5  | 77.8                | 78.6                | 76.5                | 72.5                | 65.0                | 60.8                | 59.9                | 58.1                | 58.5                | 57.4                | 58.3                | 57.4                | -0.9                |                   |
| Try LSD once or twice  | 46.0  | 44.7                | 46.6                | 42.3                | 39.5                | 38.8                | 36.4                | 36.2                | 34.7                | 37.4                | 34.9                | 34.3                | 33.2                | -1.1                |                   |
| Take LSD regularly   | 84.3  | 84.5                | 84.3                | 81.8                | 79.4                | 79.1                | 78.1                | 77.8                | 76.6                | 76.5                | 76.1                | 75.9                | 74.1                | -1.7                |                   |
| Try PCP once or twice  | 56.6  | 55.2                | 51.7                | 54.8                | 50.8                | 51.5                | 49.1                | 51.0                | 48.8                | 46.8                | 44.8                | 45.0                | 46.2                | +1.3                |                   |
| Try MDMA (Ecstasy) once or twice   | —   | —                   | —                   | —                   | —                   | —                   | —                   | —                   | 33.8                | 34.5                | 35.0                | 37.9                | 45.7                | +7.7 <sup>sss</sup> |                   |
| Try cocaine once or twice  | 54.9  | 59.4                | 59.4                | 56.8                | 57.6                | 57.2                | 53.7                | 54.2                | 53.6                | 54.6                | 52.1                | 51.1                | 50.7                | -0.4                |                   |
| Take cocaine occasionally  | 71.8  | 73.9                | 75.5                | 75.1                | 73.3                | 73.7                | 70.8                | 72.1                | 72.4                | 70.1                | 70.1                | 69.5                | 69.9                | +0.4                |                   |
| Take cocaine regularly   | 90.2  | 91.1                | 90.4                | 90.2                | 90.1                | 89.3                | 87.9                | 88.3                | 87.1                | 86.3                | 85.8                | 86.2                | 84.1                | -2.1                |                   |
| Try crack once or twice  | 62.9  | 64.3                | 60.6                | 62.4                | 57.6                | 58.4                | 54.6                | 56.0                | 54.0                | 52.2                | 48.2                | 48.4                | 49.4                | +1.0                |                   |
| Take crack occasionally  | 75.3  | 80.4                | 76.5                | 76.3                | 73.9                | 73.8                | 72.8                | 71.4                | 70.3                | 68.7                | 67.3                | 65.8                | 65.4                | -0.4                |                   |
| Take crack regularly   | 85.6  | 91.6                | 90.1                | 89.3                | 87.5                | 89.6                | 88.6                | 88.0                | 86.2                | 85.3                | 85.4                | 85.3                | 85.8                | +0.4                |                   |
| Try cocaine powder once or twice   | 53.8  | 53.9                | 53.6                | 57.1                | 53.2                | 55.4                | 52.0                | 53.2                | 51.4                | 48.5                | 46.1                | 47.0                | 49.0                | +2.0                |                   |
| Take cocaine powder occasionally   | 65.8  | 71.1                | 69.8                | 70.8                | 68.6                | 70.6                | 69.1                | 68.8                | 67.7                | 65.4                | 64.2                | 64.7                | 63.2                | -1.5                |                   |
| Take cocaine powder regularly  | 83.9  | 90.2                | 88.9                | 88.4                | 87.0                | 88.6                | 87.8                | 86.8                | 86.0                | 84.1                | 84.6                | 85.5                | 84.4                | -1.1                |                   |
| Try heroin once or twice   | 53.8  | 55.4                | 55.2                | 50.9                | 50.7                | 52.8                | 50.9                | 52.5                | 56.7                | 57.8                | 56.0                | 54.2                | 55.6                | +1.3                |                   |
| Take heroin occasionally   | 75.5  | 76.6                | 74.9                | 74.2                | 72.0                | 72.1                | 71.0                | 74.8                | 76.3                | 76.9                | 77.3                | 74.6                | 75.9                | +1.4                |                   |
| Take heroin regularly  | 89.5  | 90.2                | 89.6                | 89.2                | 88.3                | 88.0                | 87.2                | 89.5                | 88.9                | 89.1                | 89.9                | 89.2                | 88.3                | -0.9                |                   |
| Try heroin once or twice without using a needle  | —   | —                   | —                   | —                   | —                   | —                   | 55.6                | 58.6                | 60.5                | 59.6                | 58.5                | 61.6                | 60.7                | -0.9                |                   |
| Take heroin occasionally without using a needle  | —   | —                   | —                   | —                   | —                   | —                   | 71.2                | 71.0                | 74.3                | 73.4                | 73.6                | 74.7                | 74.4                | -0.4                |                   |
| Try amphetamines once or twice   | 32.8  | 32.2                | 36.3                | 32.6                | 31.3                | 31.4                | 28.8                | 30.8                | 31.0                | 35.3                | 32.2                | 32.6                | 34.7                | +2.0                |                   |
| Take amphetamines regularly  | 71.2  | 71.2                | 74.1                | 72.4                | 69.9                | 67.0                | 65.9                | 66.8                | 66.0                | 67.7                | 66.4                | 66.3                | 67.1                | +0.8                |                   |
| Try crystal meth. (ice) once or twice  | —   | —                   | 61.6                | 61.9                | 57.5                | 58.3                | 54.4                | 55.3                | 54.4                | 52.7                | 51.2                | 51.3                | 52.7                | +1.4                |                   |
| Try barbiturates once or twice   | 32.2  | 32.4                | 35.1                | 32.2                | 29.2                | 29.9                | 26.3                | 29.1                | 26.9                | 29.0                | 26.1                | 25.0                | 25.7                | +0.7                |                   |
| Take barbiturates regularly  | 70.5  | 70.2                | 70.5                | 70.2                | 66.1                | 63.3                | 61.6                | 60.4                | 56.8                | 56.3                | 54.1                | 52.3                | 50.3                | -2.0                |                   |
| Try one or two drinks of an alcoholic beverage<br>(beer, wine, liquor)                                   | 6.0   | 8.3                 | 9.1                 | 8.6                 | 8.2                 | 7.6                 | 5.9                 | 7.3                 | 6.7                 | 8.0                 | 8.3                 | 6.4                 | 8.7                 | +2.3 <sup>s</sup>   |                   |
| Take one or two drinks nearly every day  | 28.5  | 31.3                | 32.7                | 30.6                | 28.2                | 27.0                | 24.8                | 25.1                | 24.8                | 24.3                | 21.8                | 21.7                | 23.4                | +1.7                |                   |
| Take four or five drinks nearly every day  | 69.8  | 70.9                | 69.5                | 70.5                | 67.8                | 66.2                | 62.8                | 65.6                | 63.0                | 62.1                | 61.1                | 59.9                | 60.7                | +0.8                |                   |
| Have five or more drinks once or twice each weekend  | 44.0  | 47.1                | 48.6                | 49.0                | 48.3                | 46.5                | 45.2                | 49.5                | 43.0                | 42.8                | 43.1                | 42.7                | 43.6                | +0.8                |                   |
| Smoke one or more packs of cigarettes per day  | 67.2  | 68.2                | 69.4                | 69.2                | 69.5                | 67.6                | 65.6                | 68.2                | 68.7                | 70.8                | 70.8                | 73.1                | 73.3                | +0.2                |                   |
| Use smokeless tobacco regularly  | 32.9  | 34.2                | 37.4                | 35.5                | 38.9                | 36.6                | 33.2                | 37.4                | 38.6                | 40.9                | 41.1                | 42.2                | 45.4                | +3.3                |                   |
| Take steroids  | 63.8  | 69.9                | 65.6                | 70.7                | 69.1                | 66.1                | 66.4                | 67.6                | 67.2                | 68.1                | 62.1                | 57.9                | 58.9                | +1.0                |                   |

*Approx. N = 2796 2553 2549 2684 2759 2591 2603 2449 2579 2564 2306 2130 2173*

NOTES: Level of significance of difference between the two most recent classes: s = .05, ss = .01, sss = .001. '—' indicates data not available.  
 Any apparent inconsistency between the change estimate and the prevalence of use estimates for the two most recent classes is due to rounding error.

SOURCE: The Monitoring the Future Study, the University of Michigan.

**TABLE 10**  
**Trends in Disapproval of Drug Use by Eighth and Tenth Graders, 1991–2001**

| Do you disapprove of people who . . .                               | Percentage who “disapprove” or “strongly disapprove” <sup>a</sup> |      |      |      |      |      |      |      |      |      |      |                |      |      |      |      |      |      |      |      |      |      |      |                |
|---|---|------|------|------|------|------|------|------|------|------|------|----------------|------|------|------|------|------|------|------|------|------|------|------|----------------|
|   | 8th Grade   |      |      |      |      |      |      |      |      |      |      | 10th Grade     |      |      |      |      |      |      |      |      |      |      |      |                |
|   | 1991  | 1992 | 1993 | 1994 | 1995 | 1996 | 1997 | 1998 | 1999 | 2000 | 2001 | '00-'01 change | 1991 | 1992 | 1993 | 1994 | 1995 | 1996 | 1997 | 1998 | 1999 | 2000 | 2001 | '00-'01 change |
| Try marijuana once or twice   | 84.6  | 82.1 | 79.2 | 72.9 | 70.7 | 67.5 | 67.6 | 69.0 | 70.7 | 72.5 | 72.4 | 0.0            | 74.6 | 74.8 | 70.3 | 62.4 | 59.8 | 55.5 | 54.1 | 56.0 | 56.2 | 54.9 | 54.8 | -0.1           |
| Smoke marijuana occasionally  | 89.5  | 88.1 | 85.7 | 80.9 | 79.7 | 76.5 | 78.1 | 78.4 | 79.3 | 80.6 | 80.6 | 0.0            | 83.7 | 83.6 | 79.4 | 72.3 | 70.0 | 66.9 | 66.2 | 67.3 | 68.2 | 67.2 | 66.2 | -1.0           |
| Smoke marijuana regularly   | 92.1  | 90.8 | 88.9 | 85.3 | 85.1 | 82.8 | 84.6 | 84.5 | 84.5 | 85.3 | 84.5 | -0.8           | 90.4 | 90.0 | 87.4 | 82.2 | 81.1 | 79.7 | 79.7 | 80.1 | 79.8 | 79.1 | 78.0 | -1.1           |
| Try inhalants once or twice <sup>b</sup>                            | 84.9  | 84.0 | 82.5 | 81.6 | 81.8 | 82.9 | 84.1 | 83.0 | 85.2 | 85.4 | 86.6 | +1.3           | 85.2 | 85.6 | 84.8 | 84.9 | 84.5 | 86.0 | 86.9 | 85.6 | 88.4 | 87.5 | 87.8 | +0.3           |
| Take inhalants regularly <sup>b</sup>                               | 90.6  | 90.0 | 88.9 | 88.1 | 88.8 | 89.3 | 90.3 | 89.5 | 90.3 | 90.2 | 90.5 | +0.3           | 91.0 | 91.5 | 90.9 | 91.0 | 90.9 | 91.7 | 91.7 | 91.1 | 92.4 | 91.8 | 91.3 | -0.4           |
| Take LSD once or twice <sup>c</sup>                                 | —   | —    | 77.1 | 75.2 | 71.6 | 70.9 | 72.1 | 69.1 | 69.4 | 66.7 | 64.6 | -2.1           | —    | —    | 82.1 | 79.3 | 77.9 | 76.8 | 76.6 | 76.7 | 77.8 | 77.0 | 75.4 | -1.6           |
| Take LSD regularly <sup>c</sup>                                     | —   | —    | 79.8 | 78.4 | 75.8 | 75.3 | 76.3 | 72.5 | 72.5 | 69.3 | 67.0 | -2.3           | —    | —    | 86.8 | 85.6 | 84.8 | 84.5 | 83.4 | 82.9 | 84.3 | 82.1 | 80.8 | -1.3           |
| Try MDMA (Ecstasy) once or twice <sup>d</sup>                       | —   | —    | —    | —    | —    | —    | —    | —    | —    | —    | 69.0 | —              | —    | —    | —    | —    | —    | —    | —    | —    | —    | —    | 72.6 | —              |
| Take MDMA (Ecstasy) occasionally <sup>d</sup>                       | —   | —    | —    | —    | —    | —    | —    | —    | —    | —    | 73.6 | —              | —    | —    | —    | —    | —    | —    | —    | —    | —    | —    | 81.0 | —              |
| Try crack once or twice <sup>b</sup>                                | 91.7  | 90.7 | 89.1 | 86.9 | 85.9 | 85.0 | 85.7 | 85.4 | 86.0 | 85.4 | 86.0 | +0.6           | 92.5 | 92.5 | 91.4 | 89.9 | 88.7 | 88.2 | 87.4 | 87.1 | 87.8 | 87.1 | 86.9 | -0.2           |
| Take crack occasionally <sup>b</sup>                                | 93.3  | 92.5 | 91.7 | 89.9 | 89.8 | 89.3 | 90.3 | 89.5 | 89.9 | 88.8 | 89.8 | +0.9           | 94.3 | 94.4 | 93.6 | 92.5 | 91.7 | 91.9 | 91.0 | 90.6 | 91.5 | 90.9 | 90.6 | -0.3           |
| Try cocaine powder once or twice <sup>b</sup>                       | 91.2  | 89.6 | 88.5 | 86.1 | 85.3 | 83.9 | 85.1 | 84.5 | 85.2 | 84.8 | 85.6 | +0.8           | 90.8 | 91.1 | 90.0 | 88.1 | 86.8 | 86.1 | 85.1 | 84.9 | 86.0 | 84.8 | 85.3 | +0.5           |
| Take cocaine powder occasionally <sup>b</sup>                       | 93.1  | 92.4 | 91.6 | 89.7 | 89.7 | 88.7 | 90.1 | 89.3 | 89.9 | 88.8 | 89.6 | +0.8           | 94.0 | 94.0 | 93.2 | 92.1 | 91.4 | 91.1 | 90.4 | 89.7 | 90.7 | 89.9 | 90.2 | +0.3           |
| Try heroin once or twice without using a needle <sup>c</sup>        | —   | —    | —    | —    | 85.8 | 85.0 | 87.7 | 87.3 | 88.0 | 87.2 | 87.2 | 0.0            | —    | —    | —    | —    | 89.7 | 89.5 | 89.1 | 88.6 | 90.1 | 90.1 | 89.1 | -1.0           |
| Take heroin occasionally without using a needle <sup>c</sup>        | —   | —    | —    | —    | 88.5 | 87.7 | 90.1 | 89.7 | 90.2 | 88.9 | 88.9 | -0.1           | —    | —    | —    | —    | 91.6 | 91.7 | 91.4 | 90.5 | 91.8 | 92.3 | 90.8 | -1.5           |
| Try one or two drinks of an alcoholic beverage (beer, wine, liquor) | 51.7  | 52.2 | 50.9 | 47.8 | 48.0 | 45.5 | 45.7 | 47.5 | 48.3 | 48.7 | 49.8 | +1.1           | 37.6 | 39.9 | 38.5 | 36.5 | 36.1 | 34.2 | 33.7 | 34.7 | 35.1 | 33.4 | 34.7 | +1.3           |
| Take one or two drinks nearly every day                             | 82.2  | 81.0 | 79.6 | 76.7 | 75.9 | 74.1 | 76.6 | 76.9 | 77.0 | 77.8 | 77.4 | -0.4           | 81.7 | 81.7 | 78.6 | 75.2 | 75.4 | 73.8 | 75.4 | 74.6 | 75.4 | 73.8 | 73.8 | 0.0            |
| Have five or more drinks once or twice each weekend                 | 85.2  | 83.9 | 83.3 | 80.7 | 80.7 | 79.1 | 81.3 | 81.0 | 80.3 | 81.2 | 81.6 | +0.3           | 76.7 | 77.6 | 74.7 | 72.3 | 72.2 | 70.7 | 70.2 | 70.5 | 69.9 | 68.2 | 69.2 | +1.0           |
| Smoke one or more packs of cigarettes per day <sup>e</sup>          | 82.8  | 82.3 | 80.6 | 78.4 | 78.6 | 77.3 | 80.3 | 80.0 | 81.4 | 81.9 | 83.5 | +1.6           | 79.4 | 77.8 | 76.5 | 73.9 | 73.2 | 71.6 | 73.8 | 75.3 | 76.1 | 76.7 | 78.2 | +1.5           |
| Use smokeless tobacco regularly                                     | 79.1  | 77.2 | 77.1 | 75.1 | 74.0 | 74.1 | 76.5 | 76.3 | 78.0 | 79.2 | 79.4 | +0.2           | 75.4 | 74.6 | 73.8 | 71.2 | 71.0 | 71.0 | 72.3 | 73.2 | 75.1 | 75.8 | 76.1 | +0.3           |
| Take steroids <sup>f</sup>  | 89.8  | 90.3 | 89.9 | 87.9 | —    | —    | —    | —    | —    | —    | —    | —              | 90.0 | 91.0 | 91.2 | 90.8 | —    | —    | —    | —    | —    | —    | —    | —              |
| <i>Approx. N (in thousands) =</i>                                   | 17.4  | 18.5 | 18.4 | 17.4 | 17.6 | 18.0 | 18.8 | 18.1 | 16.7 | 16.7 | 16.2 |                | 14.8 | 14.8 | 15.3 | 15.9 | 17.0 | 15.7 | 15.6 | 15.0 | 13.6 | 14.3 | 14.0 |                |

NOTES: Level of significance of difference between the two most recent classes: s = .05, ss = .01, sss = .001. ‘—’ indicates data not available.  
Any apparent inconsistency between the change estimate and the prevalence of use estimates for the two years is due to rounding error.

SOURCE: The Monitoring the Future Study, the University of Michigan.

<sup>a</sup>Answer alternatives were: (1) Don't disapprove, (2) Disapprove, (3) Strongly disapprove, and (4) Can't say, drug unfamiliar.

<sup>b</sup>Beginning in 1997, data based on two-thirds of N indicated due to changes in questionnaire forms.

<sup>c</sup>Data based on one of two forms in 1993–96; N is one-half of N indicated. Beginning in 1997, data based on one-third of N indicated due to changes in questionnaire forms.

<sup>d</sup>Data based on one-third of N indicated due to changes in questionnaire forms.

<sup>e</sup>Beginning in 1999, data based on two-thirds of N indicated due to changes in questionnaire forms.

<sup>f</sup>Data based on two forms in 1991 and 1992 and on one of two forms in 1993 and 1994; N is one-half of N indicated.



**TABLE 11**  
**Long-Term Trends in Disapproval of Drug Use by Twelfth Graders**

|   | Percentage "disapproving" <sup>b</sup>  |                            |                            |                            |                            |                            |                            |                            |                            |                            |                            |                            |                            |                            |
|---|---|----------------------------|----------------------------|----------------------------|----------------------------|----------------------------|----------------------------|----------------------------|----------------------------|----------------------------|----------------------------|----------------------------|----------------------------|----------------------------|
|   | <u>12th Grade</u>   |                            |                            |                            |                            |                            |                            |                            |                            |                            |                            |                            |                            |                            |
|   | Class<br>of<br><u>1975</u>  | Class<br>of<br><u>1976</u> | Class<br>of<br><u>1977</u> | Class<br>of<br><u>1978</u> | Class<br>of<br><u>1979</u> | Class<br>of<br><u>1980</u> | Class<br>of<br><u>1981</u> | Class<br>of<br><u>1982</u> | Class<br>of<br><u>1983</u> | Class<br>of<br><u>1984</u> | Class<br>of<br><u>1985</u> | Class<br>of<br><u>1986</u> | Class<br>of<br><u>1987</u> | Class<br>of<br><u>1988</u> |
| <i>Do you disapprove of people (who are 18 or older) doing each of the following?<sup>a</sup></i> |   |                            |                            |                            |                            |                            |                            |                            |                            |                            |                            |                            |                            |                            |
| Try marijuana once or twice   | 47.0  | 38.4                       | 33.4                       | 33.4                       | 34.2                       | 39.0                       | 40.0                       | 45.5                       | 46.3                       | 49.3                       | 51.4                       | 54.6                       | 56.6                       | 60.8                       |
| Smoke marijuana occasionally  | 54.8  | 47.8                       | 44.3                       | 43.5                       | 45.3                       | 49.7                       | 52.6                       | 59.1                       | 60.7                       | 63.5                       | 65.8                       | 69.0                       | 71.6                       | 74.0                       |
| Smoke marijuana regularly   | 71.9  | 69.5                       | 65.5                       | 67.5                       | 69.2                       | 74.6                       | 77.4                       | 80.6                       | 82.5                       | 84.7                       | 85.5                       | 86.6                       | 89.2                       | 89.3                       |
| Try LSD once or twice   | 82.8  | 84.6                       | 83.9                       | 85.4                       | 86.6                       | 87.3                       | 86.4                       | 88.8                       | 89.1                       | 88.9                       | 89.5                       | 89.2                       | 91.6                       | 89.8                       |
| Take LSD regularly  | 94.1  | 95.3                       | 95.8                       | 96.4                       | 96.9                       | 96.7                       | 96.8                       | 96.7                       | 97.0                       | 96.8                       | 97.0                       | 96.6                       | 97.8                       | 96.4                       |
| Try MDMA (Ecstasy) once or twice  | —   | —                          | —                          | —                          | —                          | —                          | —                          | —                          | —                          | —                          | —                          | —                          | —                          | —                          |
| Try cocaine once or twice   | 81.3  | 82.4                       | 79.1                       | 77.0                       | 74.7                       | 76.3                       | 74.6                       | 76.6                       | 77.0                       | 79.7                       | 79.3                       | 80.2                       | 87.3                       | 89.1                       |
| Take cocaine regularly  | 93.3  | 93.9                       | 92.1                       | 91.9                       | 90.8                       | 91.1                       | 90.7                       | 91.5                       | 93.2                       | 94.5                       | 93.8                       | 94.3                       | 96.7                       | 96.2                       |
| Try crack once or twice   | —   | —                          | —                          | —                          | —                          | —                          | —                          | —                          | —                          | —                          | —                          | —                          | —                          | —                          |
| Take crack occasionally   | —   | —                          | —                          | —                          | —                          | —                          | —                          | —                          | —                          | —                          | —                          | —                          | —                          | —                          |
| Take crack regularly  | —   | —                          | —                          | —                          | —                          | —                          | —                          | —                          | —                          | —                          | —                          | —                          | —                          | —                          |
| Try cocaine powder once or twice  | —   | —                          | —                          | —                          | —                          | —                          | —                          | —                          | —                          | —                          | —                          | —                          | —                          | —                          |
| Take cocaine powder occasionally  | —   | —                          | —                          | —                          | —                          | —                          | —                          | —                          | —                          | —                          | —                          | —                          | —                          | —                          |
| Take cocaine powder regularly   | —   | —                          | —                          | —                          | —                          | —                          | —                          | —                          | —                          | —                          | —                          | —                          | —                          | —                          |
| Try heroin once or twice  | 91.5  | 92.6                       | 92.5                       | 92.0                       | 93.4                       | 93.5                       | 93.5                       | 94.6                       | 94.3                       | 94.0                       | 94.0                       | 93.3                       | 96.2                       | 95.0                       |
| Take heroin occasionally  | 94.8  | 96.0                       | 96.0                       | 96.4                       | 96.8                       | 96.7                       | 97.2                       | 96.9                       | 96.9                       | 97.1                       | 96.8                       | 96.6                       | 97.9                       | 96.9                       |
| Take heroin regularly   | 96.7  | 97.5                       | 97.2                       | 97.8                       | 97.9                       | 97.6                       | 97.8                       | 97.5                       | 97.7                       | 98.0                       | 97.6                       | 97.6                       | 98.1                       | 97.2                       |
| Try heroin once or twice without using a needle   | —   | —                          | —                          | —                          | —                          | —                          | —                          | —                          | —                          | —                          | —                          | —                          | —                          | —                          |
| Take heroin occasionally without using a needle   | —   | —                          | —                          | —                          | —                          | —                          | —                          | —                          | —                          | —                          | —                          | —                          | —                          | —                          |
| Try amphetamines once or twice  | 74.8  | 75.1                       | 74.2                       | 74.8                       | 75.1                       | 75.4                       | 71.1                       | 72.6                       | 72.3                       | 72.8                       | 74.9                       | 76.5                       | 80.7                       | 82.5                       |
| Take amphetamines regularly   | 92.1  | 92.8                       | 92.5                       | 93.5                       | 94.4                       | 93.0                       | 91.7                       | 92.0                       | 92.6                       | 93.6                       | 93.3                       | 93.5                       | 95.4                       | 94.2                       |
| Try barbiturates once or twice  | 77.7  | 81.3                       | 81.1                       | 82.4                       | 84.0                       | 83.9                       | 82.4                       | 84.4                       | 83.1                       | 84.1                       | 84.9                       | 86.8                       | 89.6                       | 89.4                       |
| Take barbiturates regularly   | 93.3  | 93.6                       | 93.0                       | 94.3                       | 95.2                       | 95.4                       | 94.2                       | 94.4                       | 95.1                       | 95.1                       | 95.5                       | 94.9                       | 96.4                       | 95.3                       |
| Try one or two drinks of an alcoholic beverage<br>(beer, wine, liquor)                            | 21.6  | 18.2                       | 15.6                       | 15.6                       | 15.8                       | 16.0                       | 17.2                       | 18.2                       | 18.4                       | 17.4                       | 20.3                       | 20.9                       | 21.4                       | 22.6                       |
| Take one or two drinks nearly every day   | 67.6  | 68.9                       | 66.8                       | 67.7                       | 68.3                       | 69.0                       | 69.1                       | 69.9                       | 68.9                       | 72.9                       | 70.9                       | 72.8                       | 74.2                       | 75.0                       |
| Take four or five drinks nearly every day   | 88.7  | 90.7                       | 88.4                       | 90.2                       | 91.7                       | 90.8                       | 91.8                       | 90.9                       | 90.0                       | 91.0                       | 92.0                       | 91.4                       | 92.2                       | 92.8                       |
| Have five or more drinks once or twice each weekend   | 60.3  | 58.6                       | 57.4                       | 56.2                       | 56.7                       | 55.6                       | 55.5                       | 58.8                       | 56.6                       | 59.6                       | 60.4                       | 62.4                       | 62.0                       | 65.3                       |
| Smoke one or more packs of cigarettes per day   | 67.5  | 65.9                       | 66.4                       | 67.0                       | 70.3                       | 70.8                       | 69.9                       | 69.4                       | 70.8                       | 73.0                       | 72.3                       | 75.4                       | 74.3                       | 73.1                       |
| Take steroids   | —   | —                          | —                          | —                          | —                          | —                          | —                          | —                          | —                          | —                          | —                          | —                          | —                          | —                          |
|   | Approx. N = 2677 2957 3085 3686 3221 3261 3610 3651 3341 3254 3265 3113 3302 3311 |                            |                            |                            |                            |                            |                            |                            |                            |                            |                            |                            |                            |                            |

<sup>a</sup>The 1975 question asked about people who are "20 or older."

<sup>b</sup>Answer alternatives were: (1) Don't disapprove, (2) Disapprove, and (3) Strongly disapprove. Percentages are shown for categories (2) and (3) combined.

(Table continued on next page)

**TABLE 11 (cont.)**  
**Long-Term Trends in Disapproval of Drug Use by Twelfth Graders**

|   | Percentage "disapproving" <sup>b</sup>  |                            |                            |                            |                            |                            |                            |                            |                            |                            |                            |                            |                            | '00-'01<br>change |
|---|---|----------------------------|----------------------------|----------------------------|----------------------------|----------------------------|----------------------------|----------------------------|----------------------------|----------------------------|----------------------------|----------------------------|----------------------------|-------------------|
|   | 12th Grade  |                            |                            |                            |                            |                            |                            |                            |                            |                            |                            |                            |                            |                   |
|   | Class<br>of<br><u>1989</u>  | Class<br>of<br><u>1990</u> | Class<br>of<br><u>1991</u> | Class<br>of<br><u>1992</u> | Class<br>of<br><u>1993</u> | Class<br>of<br><u>1994</u> | Class<br>of<br><u>1995</u> | Class<br>of<br><u>1996</u> | Class<br>of<br><u>1997</u> | Class<br>of<br><u>1998</u> | Class<br>of<br><u>1999</u> | Class<br>of<br><u>2000</u> | Class<br>of<br><u>2001</u> |                   |
| <i>Do you disapprove of people (who are 18 or older) doing each of the following?<sup>a</sup></i> |   |                            |                            |                            |                            |                            |                            |                            |                            |                            |                            |                            |                            |                   |
| Try marijuana once or twice   | 64.6  | 67.8                       | 68.7                       | 69.9                       | 63.3                       | 57.6                       | 56.7                       | 52.5                       | 51.0                       | 51.6                       | 48.8                       | 52.5                       | 49.1                       | -3.4              |
| Smoke marijuana occasionally  | 77.2  | 80.5                       | 79.4                       | 79.7                       | 75.5                       | 68.9                       | 66.7                       | 62.9                       | 63.2                       | 64.4                       | 62.5                       | 65.8                       | 63.2                       | -2.7              |
| Smoke marijuana regularly   | 89.8  | 91.0                       | 89.3                       | 90.1                       | 87.6                       | 82.3                       | 81.9                       | 80.0                       | 78.8                       | 81.2                       | 78.6                       | 79.7                       | 79.3                       | -0.4              |
| Try LSD once or twice   | 89.7  | 89.8                       | 90.1                       | 88.1                       | 85.9                       | 82.5                       | 81.1                       | 79.6                       | 80.5                       | 82.1                       | 83.0                       | 82.4                       | 81.8                       | -0.6              |
| Take LSD regularly  | 96.4  | 96.3                       | 96.4                       | 95.5                       | 95.8                       | 94.3                       | 92.5                       | 93.2                       | 92.9                       | 93.5                       | 94.3                       | 94.2                       | 94.0                       | -0.2              |
| Try MDMA (Ecstasy) once or twice  | —   | —                          | —                          | —                          | —                          | —                          | —                          | —                          | 82.2                       | 82.5                       | 82.1                       | 81.0                       | 79.5                       | -1.5              |
| Try cocaine once or twice   | 90.5  | 91.5                       | 93.6                       | 93.0                       | 92.7                       | 91.6                       | 90.3                       | 90.0                       | 88.0                       | 89.5                       | 89.1                       | 88.2                       | 88.1                       | -0.1              |
| Take cocaine regularly  | 96.4  | 96.7                       | 97.3                       | 96.9                       | 97.5                       | 96.6                       | 96.1                       | 95.6                       | 96.0                       | 95.6                       | 94.9                       | 95.5                       | 94.9                       | -0.6              |
| Try crack once or twice   | —   | 92.3                       | 92.1                       | 93.1                       | 89.9                       | 89.5                       | 91.4                       | 87.4                       | 87.0                       | 86.7                       | 87.6                       | 87.5                       | 87.0                       | -0.5              |
| Take crack occasionally   | —   | 94.3                       | 94.2                       | 95.0                       | 92.8                       | 92.8                       | 94.0                       | 91.2                       | 91.3                       | 90.9                       | 92.3                       | 91.9                       | 91.6                       | -0.3              |
| Take crack regularly  | —   | 94.9                       | 95.0                       | 95.5                       | 93.4                       | 93.1                       | 94.1                       | 93.0                       | 92.3                       | 91.9                       | 93.2                       | 92.8                       | 92.2                       | -0.6              |
| Try cocaine powder once or twice  | —   | 87.9                       | 88.0                       | 89.4                       | 86.6                       | 87.1                       | 88.3                       | 83.1                       | 83.0                       | 83.1                       | 84.3                       | 84.1                       | 83.3                       | -0.8              |
| Take cocaine powder occasionally  | —   | 92.1                       | 93.0                       | 93.4                       | 91.2                       | 91.0                       | 92.7                       | 89.7                       | 89.3                       | 88.7                       | 90.0                       | 90.3                       | 89.8                       | -0.5              |
| Take cocaine powder regularly   | —   | 93.7                       | 94.4                       | 94.3                       | 93.0                       | 92.5                       | 93.8                       | 92.9                       | 91.5                       | 91.1                       | 92.3                       | 92.6                       | 92.5                       | -0.1              |
| Try heroin once or twice  | 95.4  | 95.1                       | 96.0                       | 94.9                       | 94.4                       | 93.2                       | 92.8                       | 92.1                       | 92.3                       | 93.7                       | 93.5                       | 93.0                       | 93.1                       | +0.1              |
| Take heroin occasionally  | 97.2  | 96.7                       | 97.3                       | 96.8                       | 97.0                       | 96.2                       | 95.7                       | 95.0                       | 95.4                       | 96.1                       | 95.7                       | 96.0                       | 95.4                       | -0.6              |
| Take heroin regularly   | 97.4  | 97.5                       | 97.8                       | 97.2                       | 97.5                       | 97.1                       | 96.4                       | 96.3                       | 96.4                       | 96.6                       | 96.4                       | 96.6                       | 96.2                       | -0.4              |
| Try heroin once or twice without using a needle   | —   | —                          | —                          | —                          | —                          | —                          | 92.9                       | 90.8                       | 92.3                       | 93.0                       | 92.6                       | 94.0                       | 91.7                       | -2.3s             |
| Take heroin occasionally without using a needle   | —   | —                          | —                          | —                          | —                          | —                          | 94.7                       | 93.2                       | 94.4                       | 94.3                       | 93.8                       | 95.2                       | 93.5                       | -1.7s             |
| Try amphetamines once or twice  | 83.3  | 85.3                       | 86.5                       | 86.9                       | 84.2                       | 81.3                       | 82.2                       | 79.9                       | 81.3                       | 82.5                       | 81.9                       | 82.1                       | 82.3                       | +0.2              |
| Take amphetamines regularly   | 94.2  | 95.5                       | 96.0                       | 95.6                       | 96.0                       | 94.1                       | 94.3                       | 93.5                       | 94.3                       | 94.0                       | 93.7                       | 94.1                       | 93.4                       | -0.7              |
| Try barbiturates once or twice  | 89.3  | 90.5                       | 90.6                       | 90.3                       | 89.7                       | 87.5                       | 87.3                       | 84.9                       | 86.4                       | 86.0                       | 86.6                       | 85.9                       | 85.9                       | 0.0               |
| Take barbiturates regularly   | 95.3  | 96.4                       | 97.1                       | 96.5                       | 97.0                       | 96.1                       | 95.2                       | 94.8                       | 95.3                       | 94.6                       | 94.7                       | 95.2                       | 94.5                       | -0.7              |
| Try one or two drinks of an alcoholic beverage (beer, wine, liquor)                               | 27.3  | 29.4                       | 29.8                       | 33.0                       | 30.1                       | 28.4                       | 27.3                       | 26.5                       | 26.1                       | 24.5                       | 24.6                       | 25.2                       | 26.6                       | +1.4              |
| Take one or two drinks nearly every day   | 76.5  | 77.9                       | 76.5                       | 75.9                       | 77.8                       | 73.1                       | 73.3                       | 70.8                       | 70.0                       | 69.4                       | 67.2                       | 70.0                       | 69.2                       | -0.9              |
| Take four or five drinks nearly every day   | 91.6  | 91.9                       | 90.6                       | 90.8                       | 90.6                       | 89.8                       | 88.8                       | 89.4                       | 88.6                       | 86.7                       | 86.9                       | 88.4                       | 86.4                       | -2.0              |
| Have five or more drinks once or twice each weekend   | 66.5  | 68.9                       | 67.4                       | 70.7                       | 70.1                       | 65.1                       | 66.7                       | 64.7                       | 65.0                       | 63.8                       | 62.7                       | 65.2                       | 62.9                       | -2.3              |
| Smoke one or more packs of cigarettes per day   | 72.4  | 72.8                       | 71.4                       | 73.5                       | 70.6                       | 69.8                       | 68.2                       | 67.2                       | 67.1                       | 68.8                       | 69.5                       | 70.1                       | 71.6                       | +1.5              |
| Take steroids   | —   | 90.8                       | 90.5                       | 92.1                       | 92.1                       | 91.9                       | 91.0                       | 91.7                       | 91.4                       | 90.8                       | 88.9                       | 88.8                       | 86.4                       | -2.4s             |
|   | <i>Approx. N =</i> 2799 2566 2547 2645 2723 2588 2603 2399 2601 2545 2310 2150 2144 |                            |                            |                            |                            |                            |                            |                            |                            |                            |                            |                            |                            |                   |

NOTES: Level of significance of difference between the two most recent classes: s = .05, ss = .01, sss = .001. '—' indicates data not available. Any apparent inconsistency between the change estimate and the prevalence of use estimates for the two most recent classes is due to rounding error.

SOURCE: The Monitoring the Future Study, the University of Michigan.

**TABLE 12**  
**Trends in Perceived Availability of Drugs by Eighth and Tenth Graders, 1992–2001**

| How difficult do you think it would be for you to get each of the following types of drugs, if you wanted some? | Percent saying “fairly easy” or “very easy” to get <sup>a</sup>        |      |      |      |      |      |      |      |      |      |                |   |      |      |      |      |      |      |      |      |      |                |
|---|--|------|------|------|------|------|------|------|------|------|----------------|---|------|------|------|------|------|------|------|------|------|----------------|
|   | 8th Grade  |      |      |      |      |      |      |      |      |      |                | 10th Grade  |      |      |      |      |      |      |      |      |      |                |
|   | 1992   | 1993 | 1994 | 1995 | 1996 | 1997 | 1998 | 1999 | 2000 | 2001 | '00-'01 change | 1992  | 1993 | 1994 | 1995 | 1996 | 1997 | 1998 | 1999 | 2000 | 2001 | '00-'01 change |
| Marijuana   | 42.3   | 43.8 | 49.9 | 52.4 | 54.8 | 54.2 | 50.6 | 48.4 | 47.0 | 48.1 | +1.1           | 65.2  | 68.4 | 75.0 | 78.1 | 81.1 | 80.5 | 77.9 | 78.2 | 77.7 | 77.4 | -0.3           |
| LSD   | 21.5   | 21.8 | 21.8 | 23.5 | 23.6 | 22.7 | 19.3 | 18.3 | 17.0 | 17.6 | +0.6           | 33.6  | 35.8 | 36.1 | 39.8 | 41.0 | 38.3 | 34.0 | 34.3 | 32.9 | 31.2 | -1.7           |
| PCP <sup>b</sup>  | 18.0   | 18.5 | 17.7 | 19.0 | 19.6 | 19.2 | 17.5 | 17.1 | 16.0 | 15.4 | -0.5           | 23.7  | 23.4 | 23.8 | 24.7 | 26.8 | 24.8 | 23.9 | 24.5 | 25.0 | 21.6 | -3.5ss         |
| MDMA (Ecstasy) <sup>b</sup>   | —  | —    | —    | —    | —    | —    | —    | —    | —    | 23.8 | —              | —   | —    | —    | —    | —    | —    | —    | —    | —    | 41.4 | —              |
| Crack   | 25.6   | 25.9 | 26.9 | 28.7 | 27.9 | 27.5 | 26.5 | 25.9 | 24.9 | 24.4 | -0.5           | 33.7  | 33.0 | 34.2 | 34.6 | 36.4 | 36.0 | 36.3 | 36.5 | 34.0 | 30.6 | -3.4sss        |
| Cocaine powder  | 25.7   | 25.9 | 26.4 | 27.8 | 27.2 | 26.9 | 25.7 | 25.0 | 23.9 | 23.9 | 0.0            | 35.0  | 34.1 | 34.5 | 35.3 | 36.9 | 37.1 | 36.8 | 36.7 | 34.5 | 31.0 | -3.5sss        |
| Heroin  | 19.7   | 19.8 | 19.4 | 21.1 | 20.6 | 19.8 | 18.0 | 17.5 | 16.5 | 16.9 | +0.4           | 24.3  | 24.3 | 24.7 | 24.6 | 24.8 | 24.4 | 23.0 | 23.7 | 22.3 | 20.1 | -2.1s          |
| Other narcotics <sup>b</sup>  | 19.8   | 19.0 | 18.3 | 20.3 | 20.0 | 20.6 | 17.1 | 16.2 | 15.6 | 15.0 | -0.6           | 26.9  | 24.9 | 26.9 | 27.8 | 29.4 | 29.0 | 26.1 | 26.6 | 27.2 | 25.8 | -1.4           |
| Amphetamines  | 32.2   | 31.4 | 31.0 | 33.4 | 32.6 | 30.6 | 27.3 | 25.9 | 25.5 | 26.2 | +0.7           | 43.4  | 46.4 | 46.6 | 47.7 | 47.2 | 44.6 | 41.0 | 41.3 | 40.9 | 40.6 | -0.3           |
| Crystal meth. (ice) <sup>b</sup>  | 16.0   | 15.1 | 14.1 | 16.0 | 16.3 | 15.7 | 16.0 | 14.7 | 14.9 | 13.9 | -1.0           | 18.8  | 16.4 | 17.8 | 20.7 | 22.6 | 22.9 | 22.1 | 21.8 | 22.8 | 19.9 | -2.9s          |
| Barbiturates  | 27.4   | 26.1 | 25.3 | 26.5 | 25.6 | 24.4 | 21.1 | 20.8 | 19.7 | 20.7 | +0.9           | 38.0  | 38.8 | 38.3 | 38.8 | 38.1 | 35.6 | 32.7 | 33.2 | 32.4 | 32.8 | +0.4           |
| Tranquilizers   | 22.9   | 21.4 | 20.4 | 21.3 | 20.4 | 19.6 | 18.1 | 17.3 | 16.2 | 17.8 | +1.5s          | 31.6  | 30.5 | 29.8 | 30.6 | 30.3 | 28.7 | 26.5 | 26.8 | 27.6 | 28.5 | +0.9           |
| Alcohol   | 76.2   | 73.9 | 74.5 | 74.9 | 75.3 | 74.9 | 73.1 | 72.3 | 70.6 | 70.6 | +0.1           | 88.6  | 88.9 | 89.8 | 89.7 | 90.4 | 89.0 | 88.0 | 88.2 | 87.7 | 87.7 | 0.0            |
| Cigarettes  | 77.8   | 75.5 | 76.1 | 76.4 | 76.9 | 76.0 | 73.6 | 71.5 | 68.7 | 67.7 | -1.0           | 89.1  | 89.4 | 90.3 | 90.7 | 91.3 | 89.6 | 88.1 | 88.3 | 86.8 | 86.3 | -0.5           |
| Steroids  | 24.0   | 22.7 | 23.1 | 23.8 | 24.1 | 23.6 | 22.3 | 22.6 | 22.3 | 23.1 | +0.8           | 37.6  | 33.6 | 33.6 | 34.8 | 34.8 | 34.2 | 33.0 | 35.9 | 35.4 | 33.1 | -2.2s          |
|   | Approx. N = 8355 16775 16119 15496 16318 16482 16208 15397 15180 14804 |      |      |      |      |      |      |      |      |      |                | 7014 14652 1519 16209 14887 14856 14423 13112 13690 13518 |      |      |      |      |      |      |      |      |      |                |

NOTES: Level of significance of difference between the two most recent classes: s = .05, ss = .01, sss = .001. ‘—’ indicates data not available.  
 Any apparent inconsistency between the change estimate and the prevalence of use estimates for the two most recent classes is due to rounding error.  
 SOURCE: The Monitoring the Future Study, the University of Michigan.

<sup>a</sup>Answer alternatives were: (1) Probably impossible, (2) Very difficult, (3) Fairly difficult, (4) Fairly easy, (5) Very easy, and (6) Can't say, drug unfamiliar.

<sup>b</sup>Beginning in 1993, data based on half of forms; N is one-half of N indicated.

**TABLE 13**  
**Long-Term Trends in Perceived Availability of Drugs by Twelfth Graders**

*How difficult do you think it would be for you to get each of the following types of drugs, if you wanted some?*

|   | Percent saying "fairly easy" or "very easy" to get <sup>a</sup> |               |               |               |               |               |               |               |               |               |               |               |               |               |               |               |               |               |               |               |               |               |               |               |               |               | '00-'01 change |                      |      |
|---|---|---------------|---------------|---------------|---------------|---------------|---------------|---------------|---------------|---------------|---------------|---------------|---------------|---------------|---------------|---------------|---------------|---------------|---------------|---------------|---------------|---------------|---------------|---------------|---------------|---------------|----------------|----------------------|------|
|   | Class of 1975   | Class of 1976 | Class of 1977 | Class of 1978 | Class of 1979 | Class of 1980 | Class of 1981 | Class of 1982 | Class of 1983 | Class of 1984 | Class of 1985 | Class of 1986 | Class of 1987 | Class of 1988 | Class of 1989 | Class of 1990 | Class of 1991 | Class of 1992 | Class of 1993 | Class of 1994 | Class of 1995 | Class of 1996 | Class of 1997 | Class of 1998 | Class of 1999 | Class of 2000 |                | Class of 2001        |      |
| Marijuana                                 | 87.8  | 87.4          | 87.9          | 87.8          | 90.1          | 89.0          | 89.2          | 88.5          | 86.2          | 84.6          | 85.5          | 85.2          | 84.8          | 85.0          | 84.3          | 84.4          | 83.3          | 82.7          | 83.0          | 85.5          | 88.5          | 88.7          | 89.6          | 90.4          | 88.9          | 88.5          | 88.5           | 0.0                  |      |
| Amyl/butyl nitrites                       | —   | —             | —             | —             | —             | —             | —             | —             | —             | —             | —             | —             | 23.9          | 25.9          | 26.8          | 24.4          | 22.7          | 25.9          | 25.9          | 26.7          | 26.0          | 23.9          | 23.8          | 25.1          | 21.4          | 23.3          | 22.5           | -0.9                 |      |
| LSD                                       | 46.2  | 37.4          | 34.5          | 32.2          | 34.2          | 35.3          | 35.0          | 34.2          | 30.9          | 30.6          | 30.5          | 28.5          | 31.4          | 33.3          | 38.3          | 40.7          | 39.5          | 44.5          | 49.2          | 50.8          | 53.8          | 51.3          | 50.7          | 48.8          | 44.7          | 46.9          | 44.7           | -2.2                 |      |
| Some other psychedelic                    | 47.8  | 35.7          | 33.8          | 33.8          | 34.6          | 35.0          | 32.7          | 30.6          | 26.6          | 26.6          | 26.1          | 24.9          | 25.0          | 26.2          | 28.2          | 28.3          | 28.0          | 29.9          | 33.5          | 33.8          | 35.8          | 33.9          | 33.9          | 35.1          | 29.5          | 34.5          | 48.5           | — <sup>b</sup>       |      |
| PCP                                       | —   | —             | —             | —             | —             | —             | —             | —             | —             | —             | —             | —             | 22.8          | 24.9          | 28.9          | 27.7          | 27.6          | 31.7          | 31.7          | 31.4          | 31.0          | 30.5          | 30.0          | 30.7          | 26.7          | 28.8          | 27.2           | -1.6                 |      |
| MDMA (Ecstasy)                            | —   | —             | —             | —             | —             | —             | —             | —             | —             | —             | —             | —             | —             | —             | 21.7          | 22.0          | 22.1          | 24.2          | 28.1          | 31.2          | 34.2          | 36.9          | 38.8          | 38.2          | 40.1          | 51.4          | 61.5           | +10.1 <sup>sss</sup> |      |
| Cocaine                                   | 37.0  | 34.0          | 33.0          | 37.8          | 45.5          | 47.9          | 47.5          | 47.4          | 43.1          | 45.0          | 48.9          | 51.5          | 54.2          | 55.0          | 58.7          | 54.5          | 51.0          | 52.7          | 48.5          | 46.6          | 47.7          | 48.1          | 48.5          | 51.3          | 47.6          | 47.8          | 46.2           | -1.6                 |      |
| Crack                                     | —   | —             | —             | —             | —             | —             | —             | —             | —             | —             | —             | —             | 41.1          | 42.1          | 47.0          | 42.4          | 39.9          | 43.5          | 43.6          | 40.5          | 41.9          | 40.7          | 40.6          | 43.8          | 41.1          | 42.6          | 40.2           | -2.5                 |      |
| Cocaine powder                            | —   | —             | —             | —             | —             | —             | —             | —             | —             | —             | —             | —             | 52.9          | 50.3          | 53.7          | 49.0          | 46.0          | 48.0          | 45.4          | 43.7          | 43.8          | 44.4          | 43.3          | 45.7          | 43.7          | 44.6          | 40.7           | -3.8                 |      |
| Heroin                                    | 24.2  | 18.4          | 17.9          | 16.4          | 18.9          | 21.2          | 19.2          | 20.8          | 19.3          | 19.9          | 21.0          | 22.0          | 23.7          | 28.0          | 31.4          | 31.9          | 30.6          | 34.9          | 33.7          | 34.1          | 35.1          | 32.2          | 33.8          | 35.6          | 32.1          | 33.5          | 32.3           | -1.2                 |      |
| Some other narcotic (including methadone) | 34.5  | 26.9          | 27.8          | 26.1          | 28.7          | 29.4          | 29.6          | 30.4          | 30.0          | 32.1          | 33.1          | 32.2          | 33.0          | 35.8          | 38.3          | 38.1          | 34.6          | 37.1          | 37.5          | 38.0          | 39.8          | 40.0          | 38.9          | 42.8          | 40.8          | 43.9          | 40.5           | -3.4                 |      |
| Amphetamines                              | 67.8  | 61.8          | 58.1          | 58.5          | 59.9          | 61.3          | 69.5          | 70.8          | 68.5          | 68.2          | 66.4          | 64.3          | 64.5          | 63.9          | 64.3          | 59.7          | 57.3          | 58.8          | 61.5          | 62.0          | 62.8          | 59.4          | 59.8          | 60.8          | 58.1          | 57.1          | 57.1           | 0.0                  |      |
| Crystal meth. (ice)                       | —   | —             | —             | —             | —             | —             | —             | —             | —             | —             | —             | —             | —             | —             | —             | 24.1          | 24.3          | 26.0          | 26.6          | 25.6          | 27.0          | 26.9          | 27.6          | 29.8          | 27.6          | 27.8          | 28.3           | +0.5                 |      |
| Barbiturates                              | 60.0  | 54.4          | 52.4          | 50.6          | 49.8          | 49.1          | 54.9          | 55.2          | 52.5          | 51.9          | 51.3          | 48.3          | 48.2          | 47.8          | 48.4          | 45.9          | 42.4          | 44.0          | 44.5          | 43.3          | 42.3          | 41.4          | 40.0          | 40.7          | 37.9          | 37.4          | 35.7           | -1.7                 |      |
| Tranquilizers                             | 71.8  | 65.5          | 64.9          | 64.3          | 61.4          | 59.1          | 60.8          | 58.9          | 55.3          | 54.5          | 54.7          | 51.2          | 48.6          | 49.1          | 45.3          | 44.7          | 40.8          | 40.9          | 41.1          | 39.2          | 37.8          | 36.0          | 35.4          | 36.2          | 32.7          | 33.8          | 33.1           | -0.6                 |      |
| Alcohol                                   | —   | —             | —             | —             | —             | —             | —             | —             | —             | —             | —             | —             | —             | —             | —             | —             | —             | —             | —             | —             | —             | —             | —             | —             | 95.0          | 94.8          | 94.3           | -0.5                 |      |
| Steroids                                  | —   | —             | —             | —             | —             | —             | —             | —             | —             | —             | —             | —             | —             | —             | —             | —             | —             | 46.7          | 46.8          | 44.8          | 42.9          | 45.5          | 40.3          | 41.7          | 44.5          | 44.6          | 44.8           | 44.4                 | -0.4 |

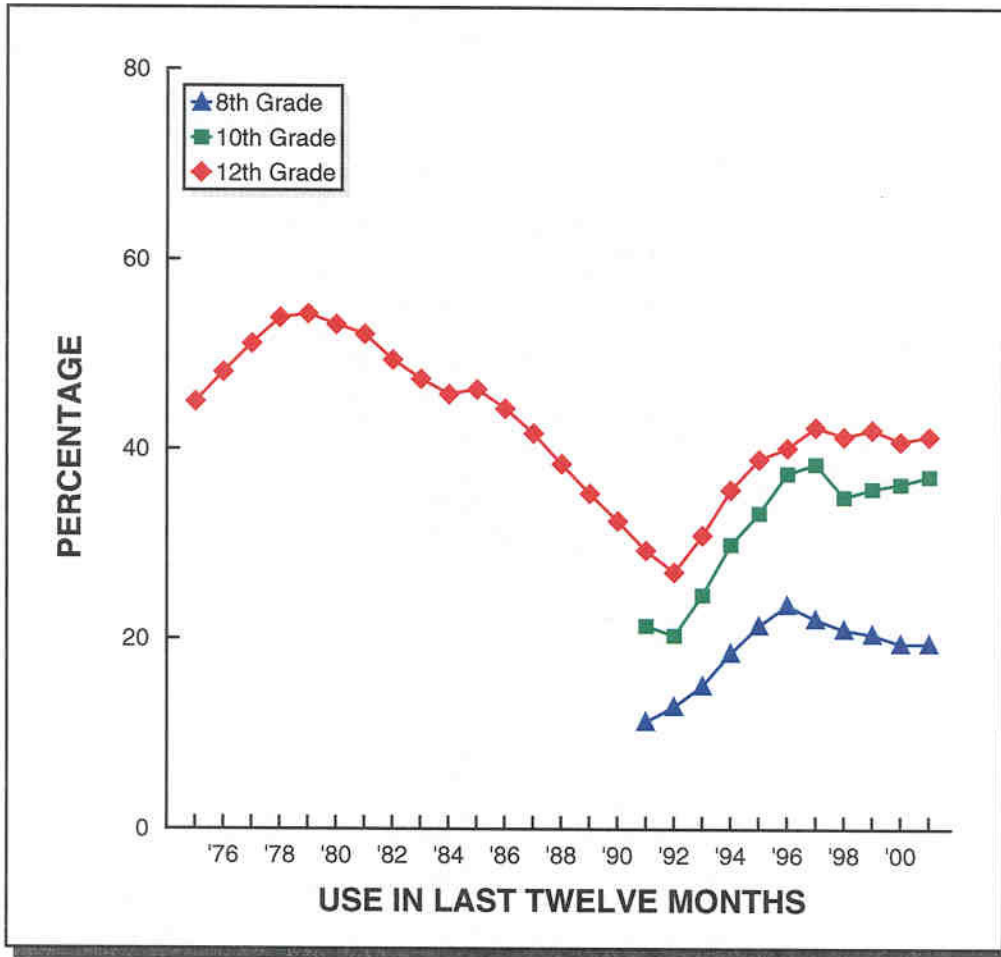
*Approx. N = 2627 2865 3065 3598 3172 3240 3578 3602 3385 3269 3274 3077 3271 3231 2806 2549 2476 2586 2670 2526 2552 2340 2517 2520 2215 2095 1850*

NOTES: Level of significance of difference between the two most recent classes: s = .05, ss = .01, sss = .001. '—' indicates data not available.  
 Any apparent inconsistency between the change estimate and the prevalence of use estimates for the two most recent classes is due to rounding error.  
 SOURCE: The Monitoring the Future Study, the University of Michigan.

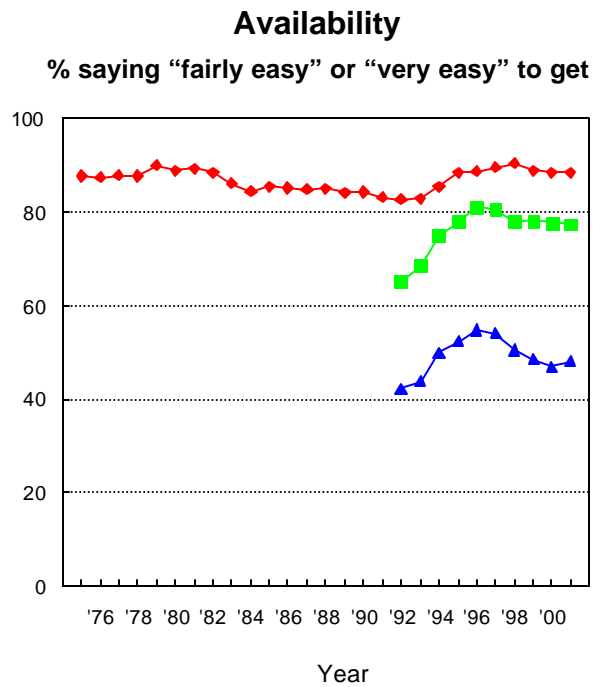
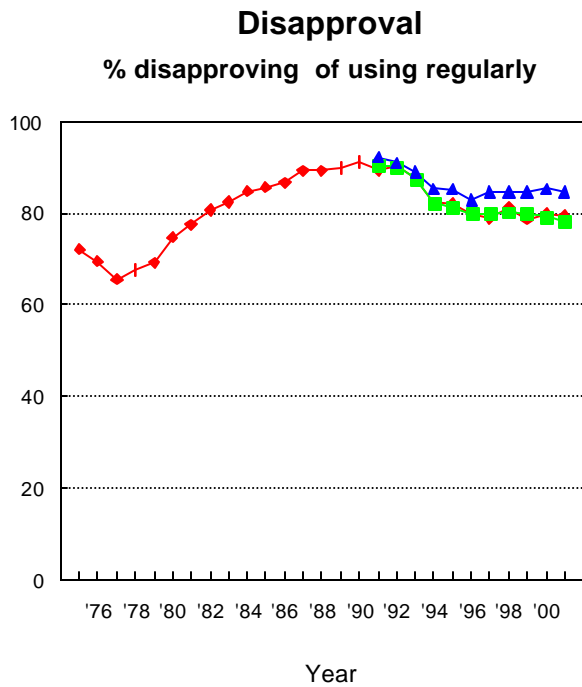
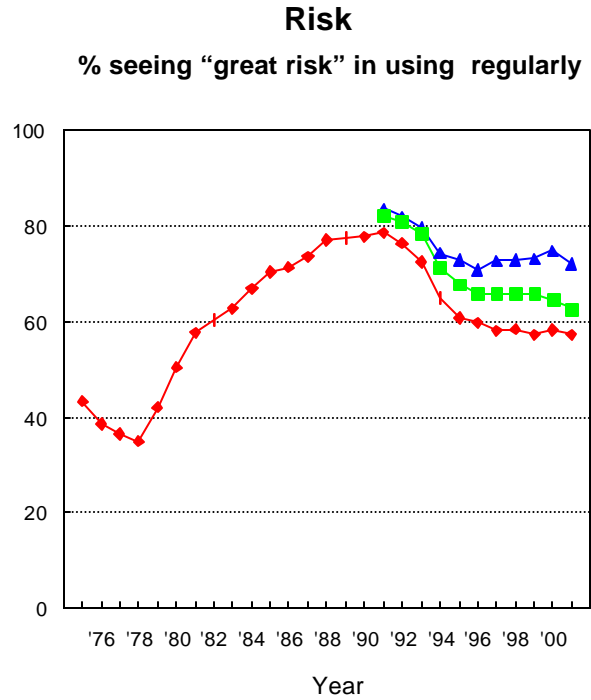
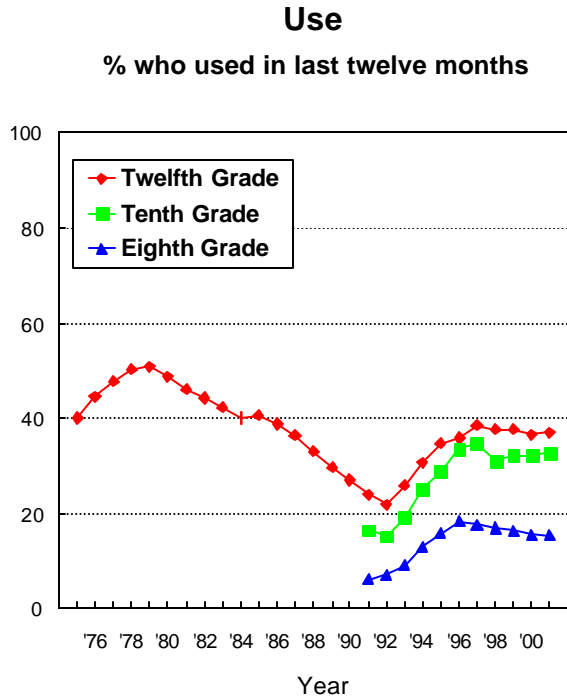
<sup>a</sup>Answer alternatives were: (1) Probably impossible, (2) Very difficult, (3) Fairly difficult, (4) Fairly easy, and (5) Very easy.

<sup>b</sup>In 2001 the question text was changed from "other psychedelics" to "other hallucinogens" and "shrooms" was added to the list of examples. These changes likely explain the discontinuity in the 2001 results.

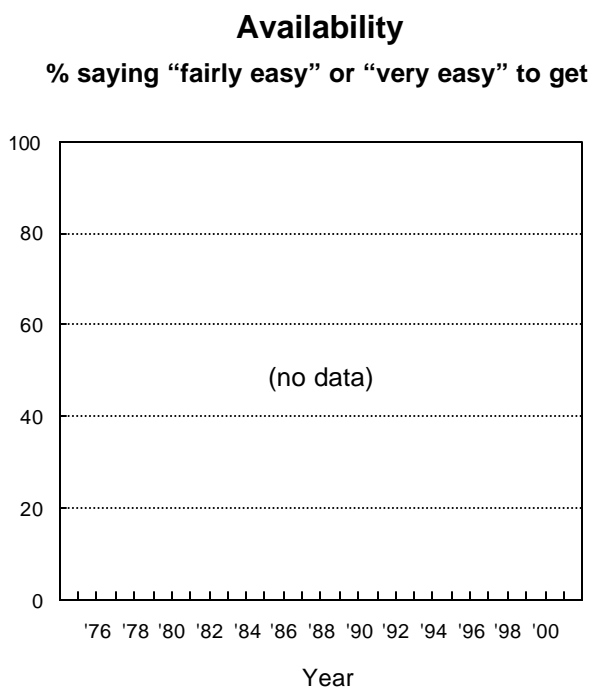
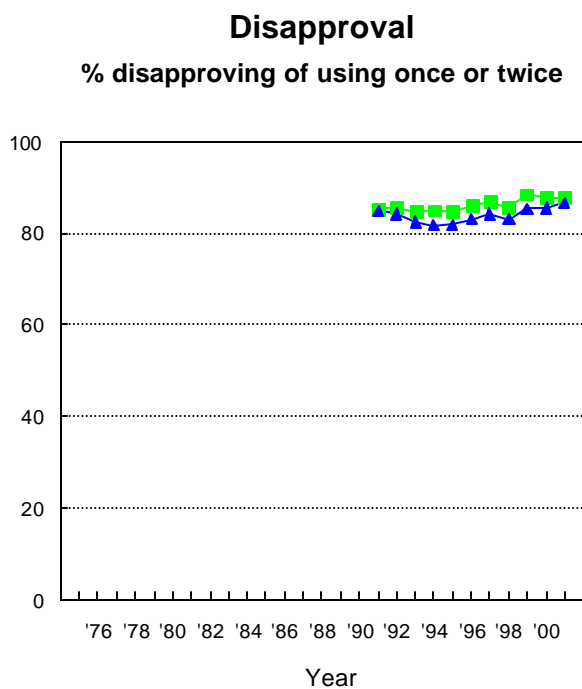
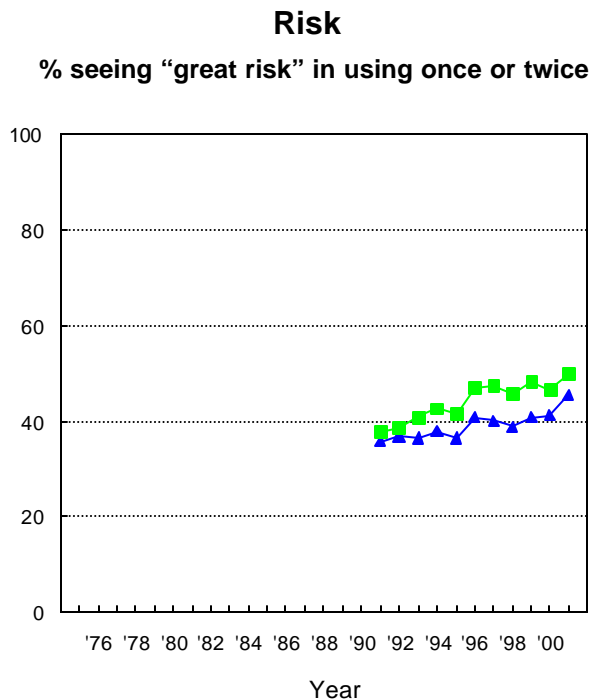
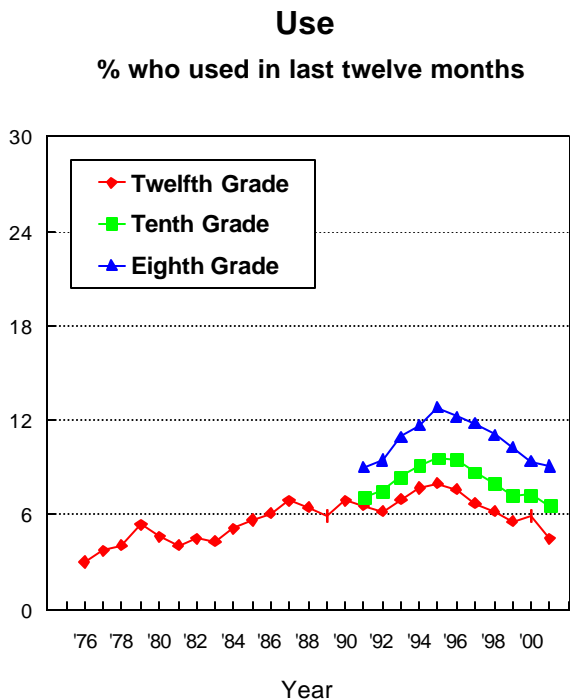
**FIGURE 1**  
**Trends in Annual Prevalence of an Illicit Drug Use Index**  
Eighth, Tenth, and Twelfth Graders



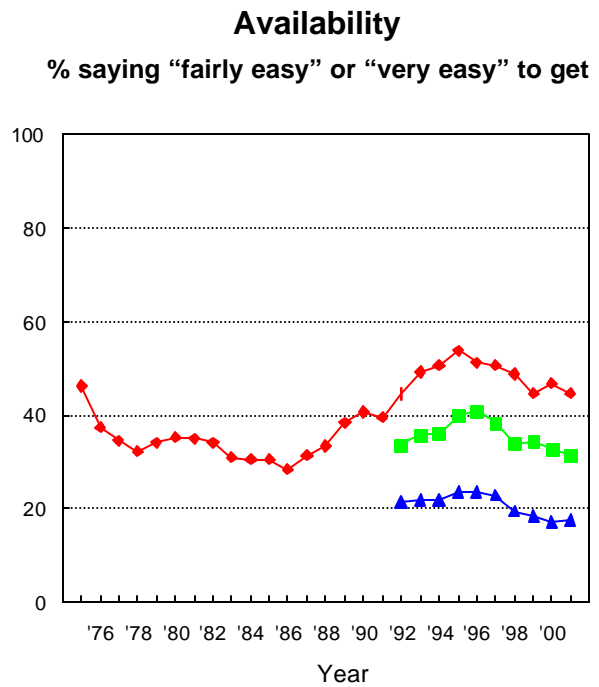
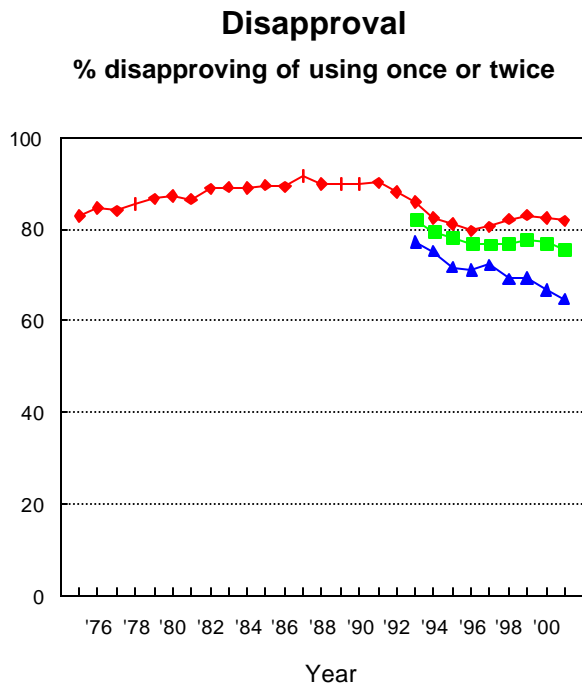
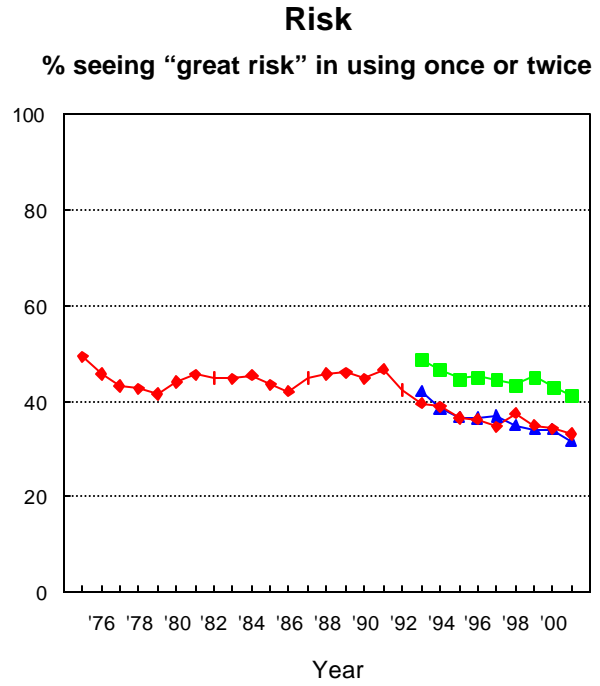
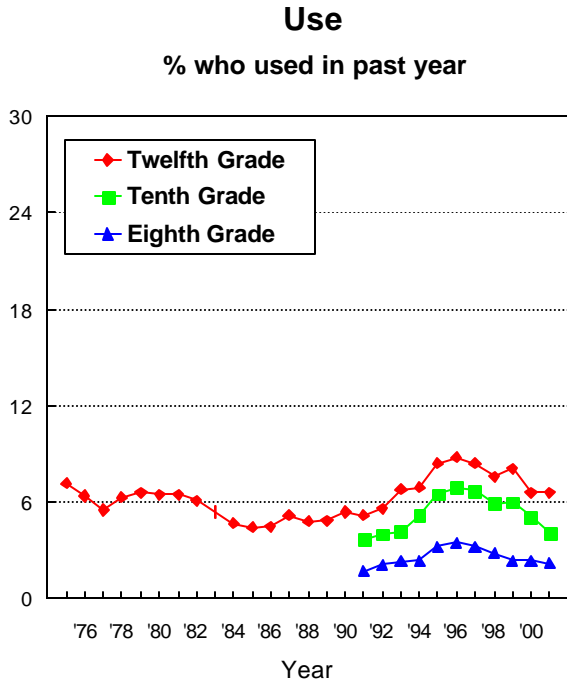
**FIGURE 2**  
**Marijuana: Trends in Annual Use, Risk, Disapproval, and Availability**  
 Eighth, Tenth, and Twelfth Graders



**FIGURE 3**  
**Inhalants: Trends in Annual Use, Risk, and Disapproval**  
 Eighth, Tenth, and Twelfth Graders

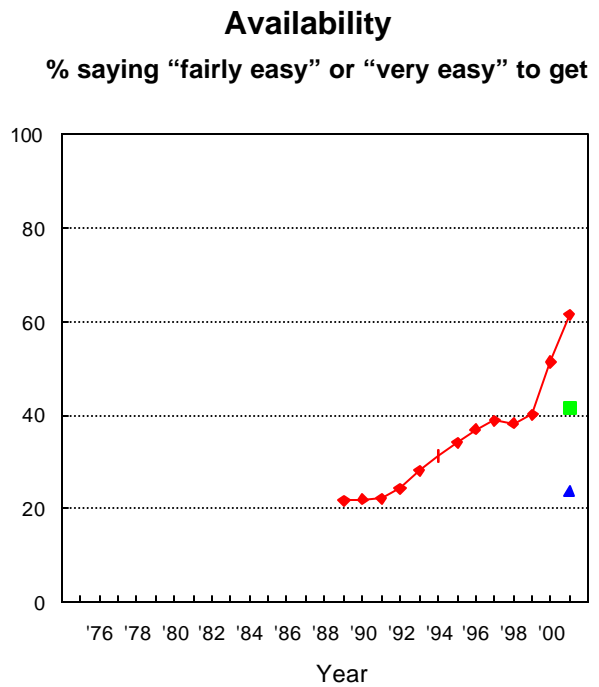
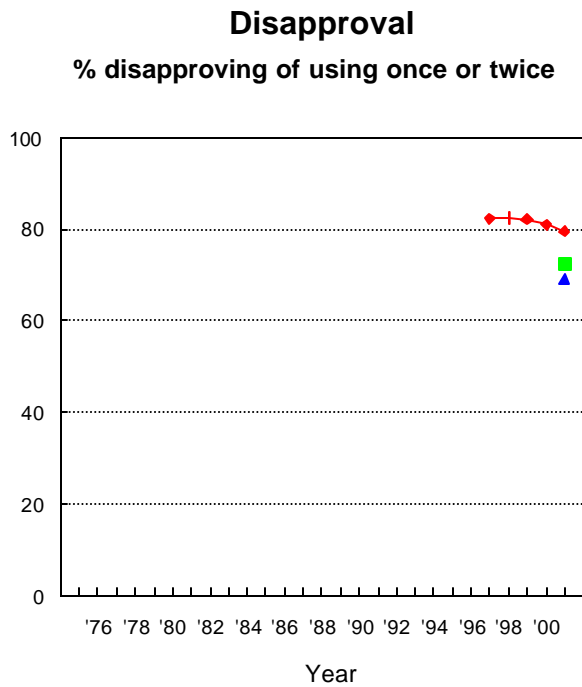
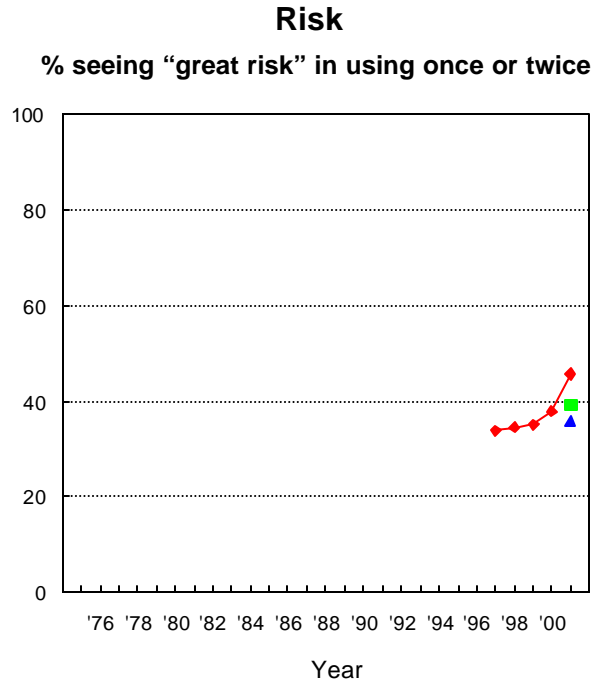
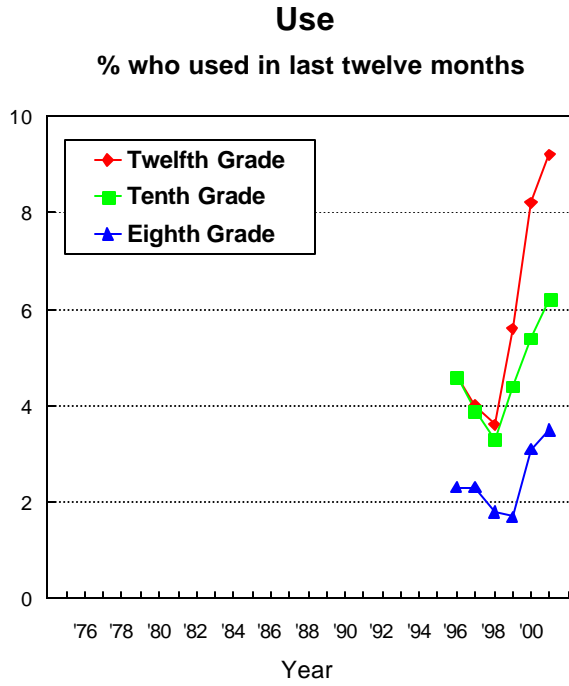


**FIGURE 4**  
**LSD: Trends in Annual Use, Risk, Disapproval, and Availability**  
 Eighth, Tenth, and Twelfth Graders

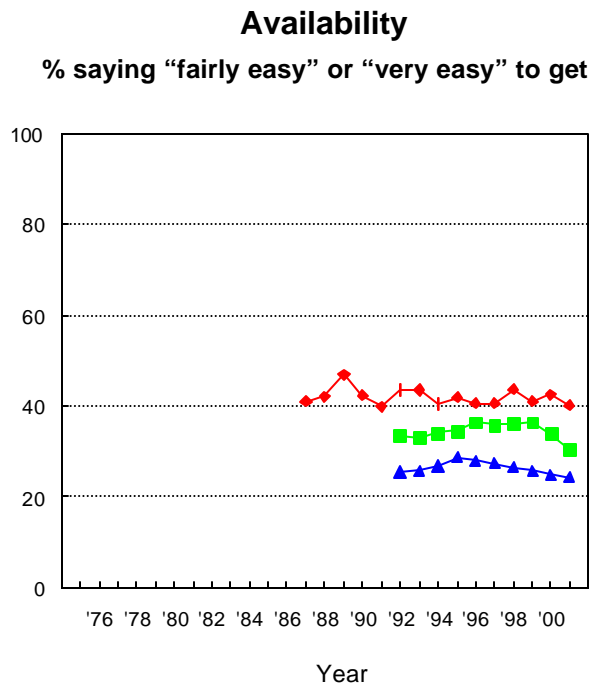
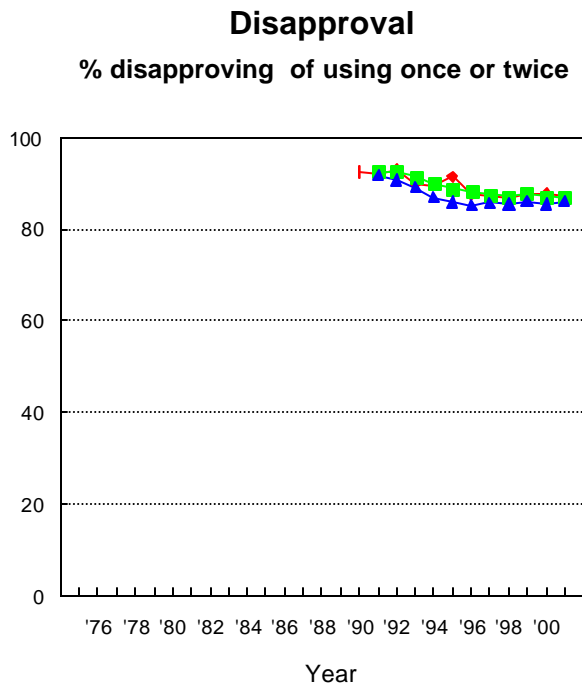
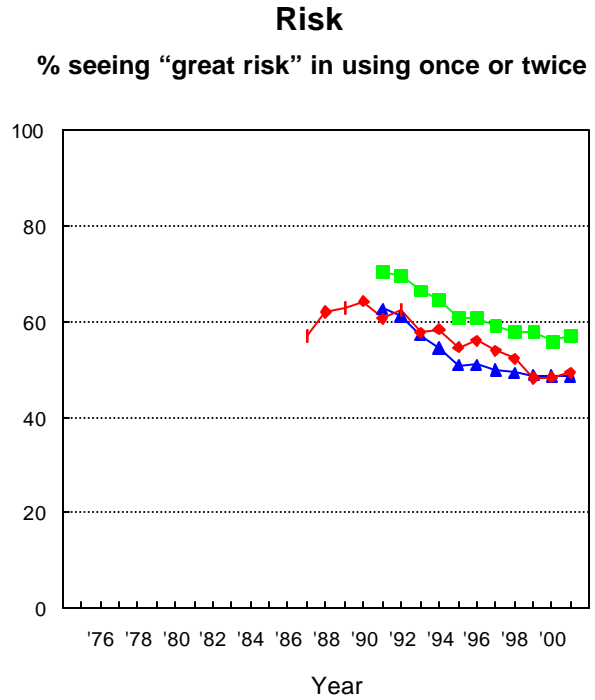
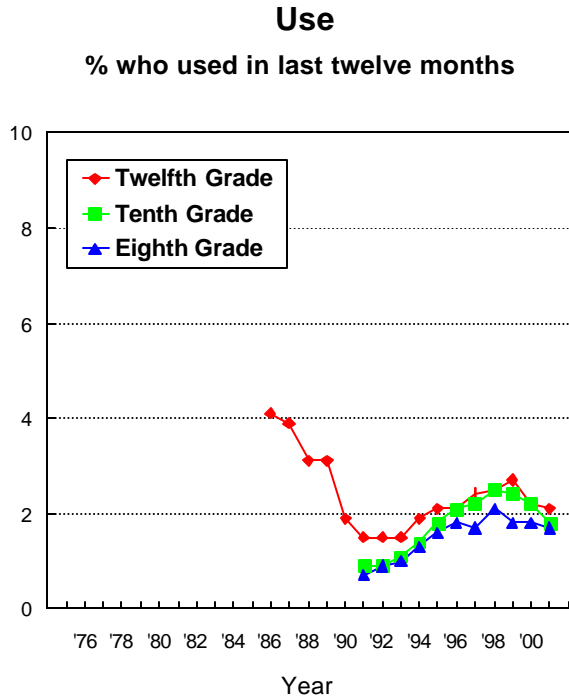




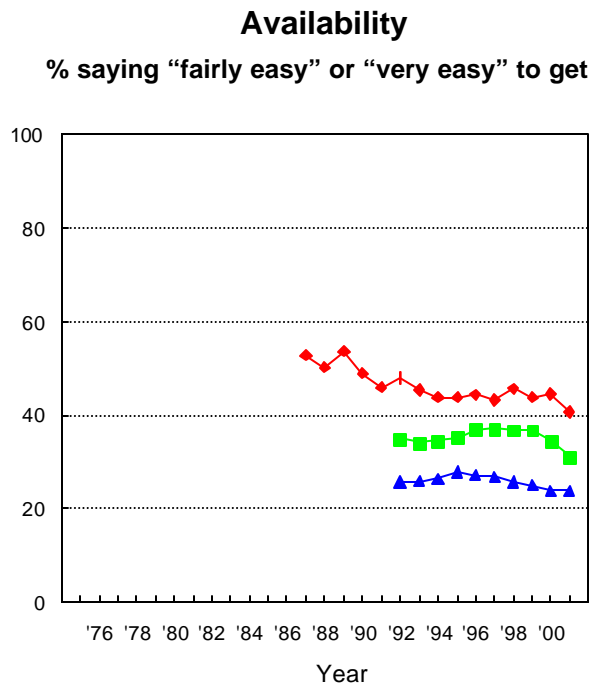
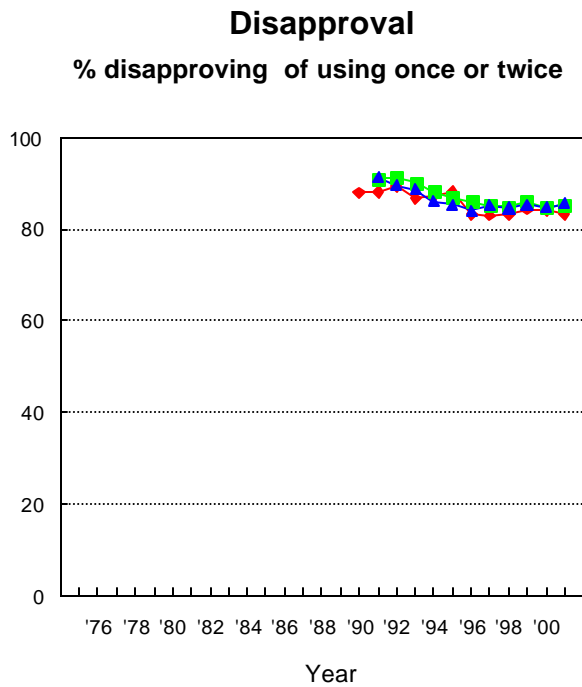
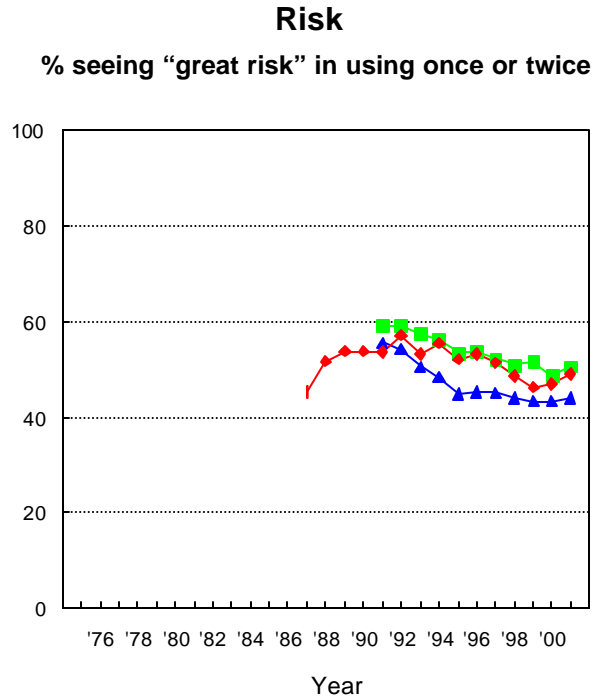
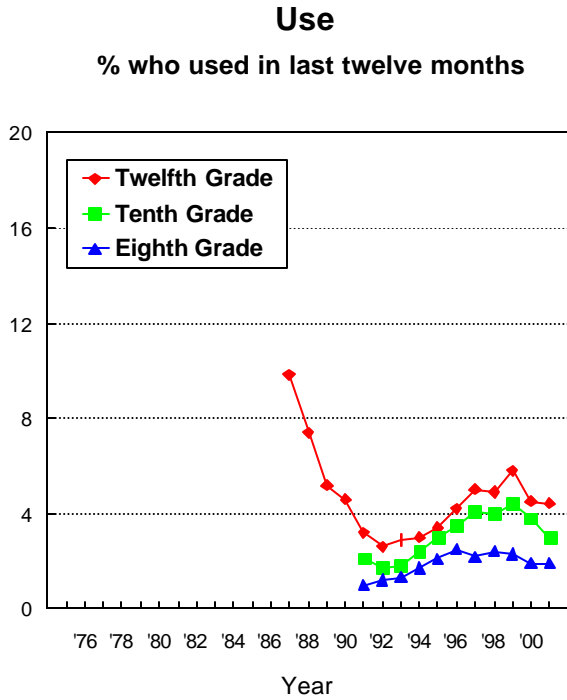
**FIGURE 5**  
**MDMA (Ecstasy): Trends in Annual Use, Risk, Disapproval, and Availability**  
 Eighth, Tenth, and Twelfth Graders



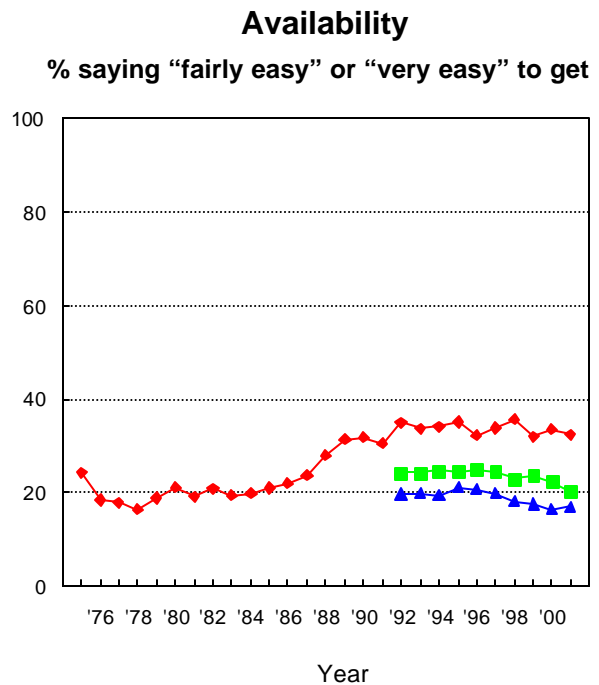
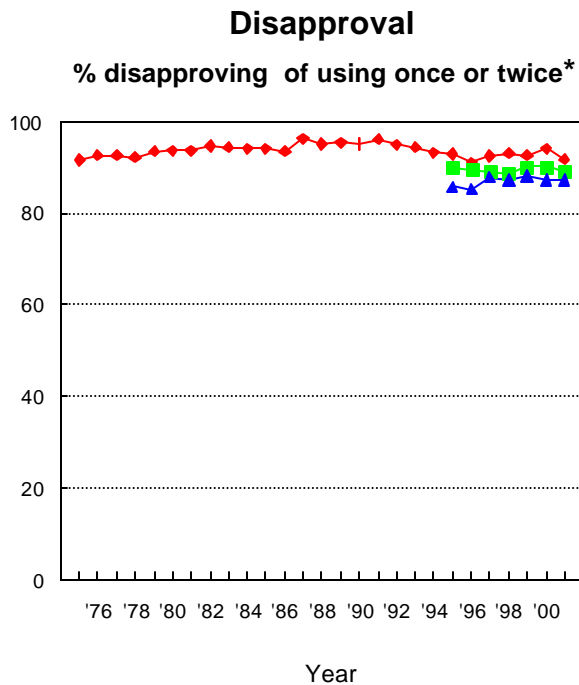
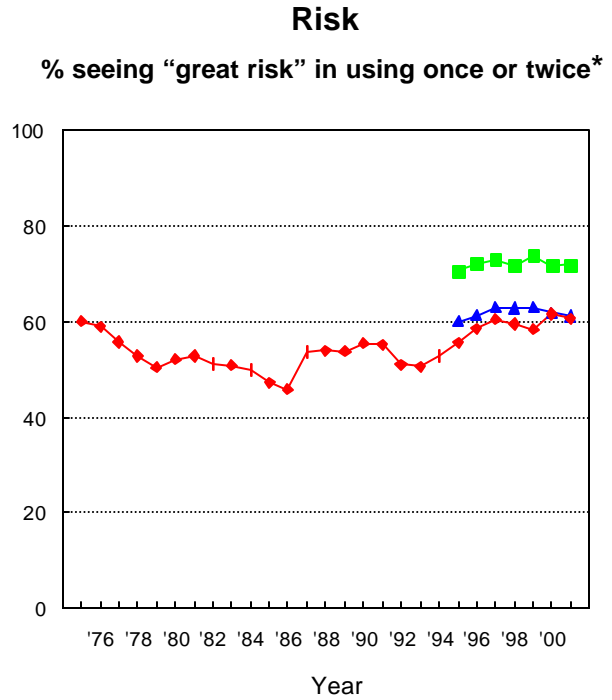
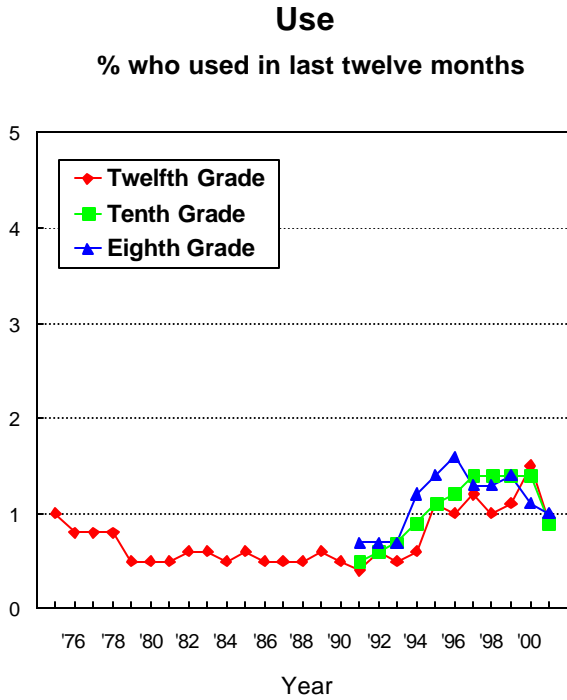
**FIGURE 6**  
**Crack: Trends in Annual Use, Risk, Disapproval, and Availability**  
 Eighth, Tenth, and Twelfth Graders



**FIGURE 7**  
**Cocaine Powder: Trends in Annual Use, Risk, Disapproval, and Availability**  
 Eighth, Tenth, and Twelfth Graders

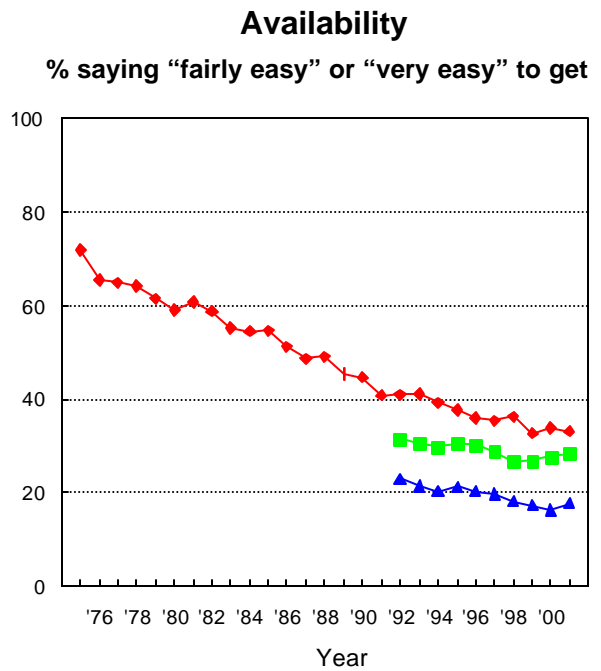
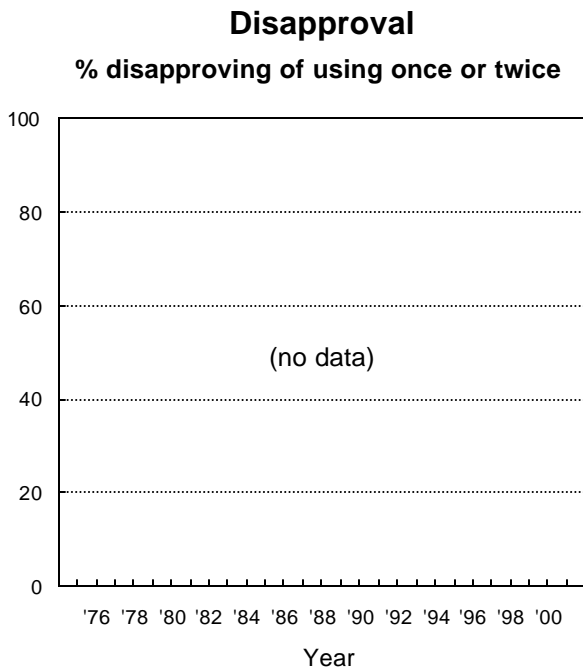
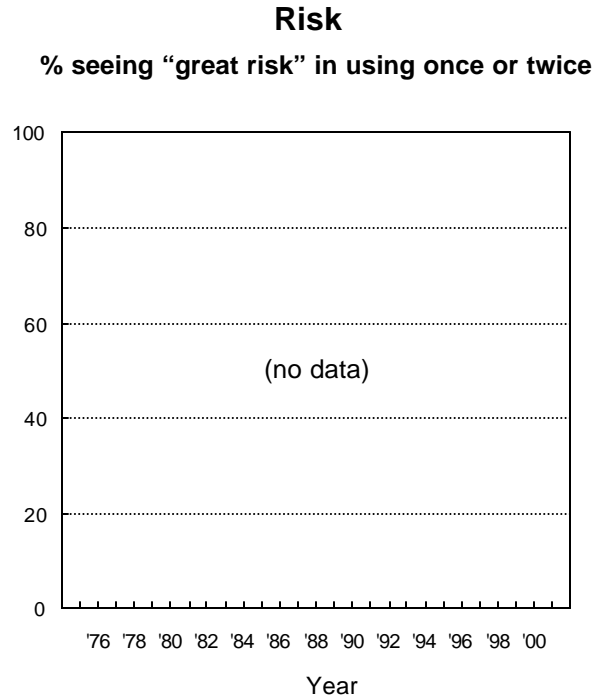
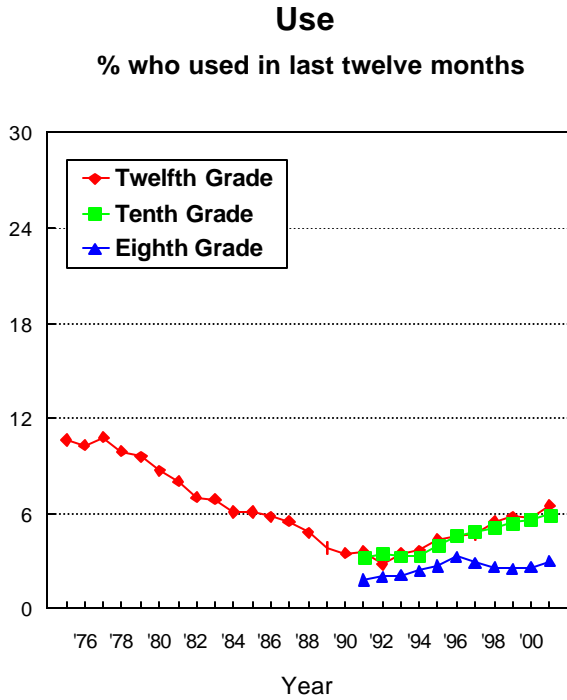


**FIGURE 8**  
**Heroin: Trends in Annual Use, Risk, Disapproval, and Availability**  
 Eighth, Tenth, and Twelfth Graders

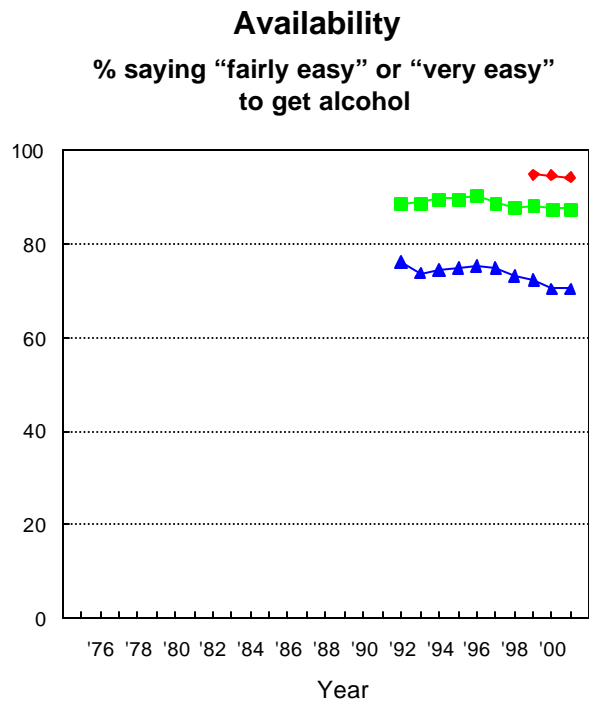
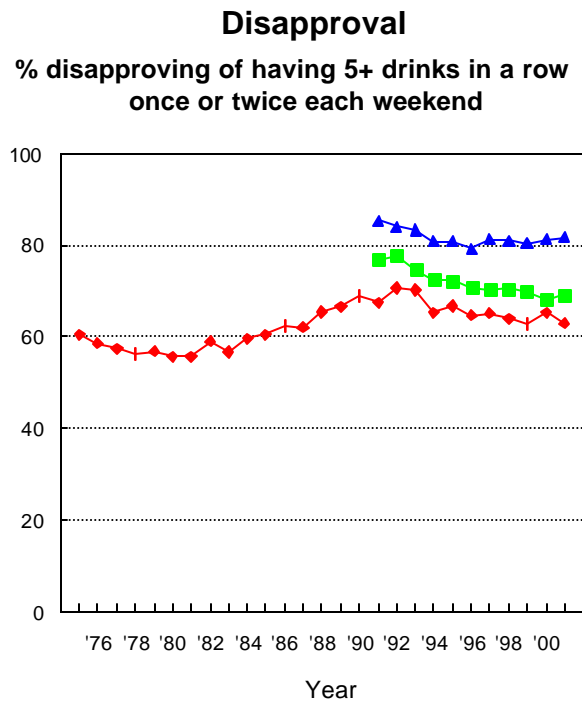
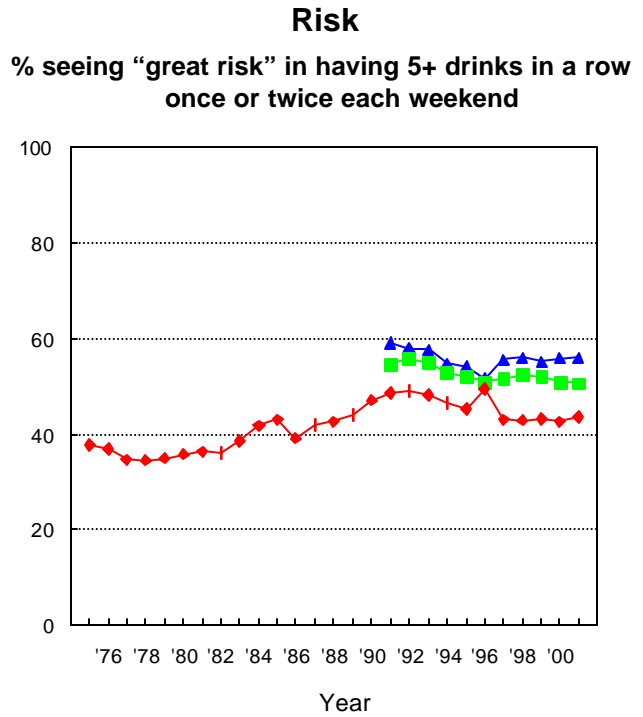
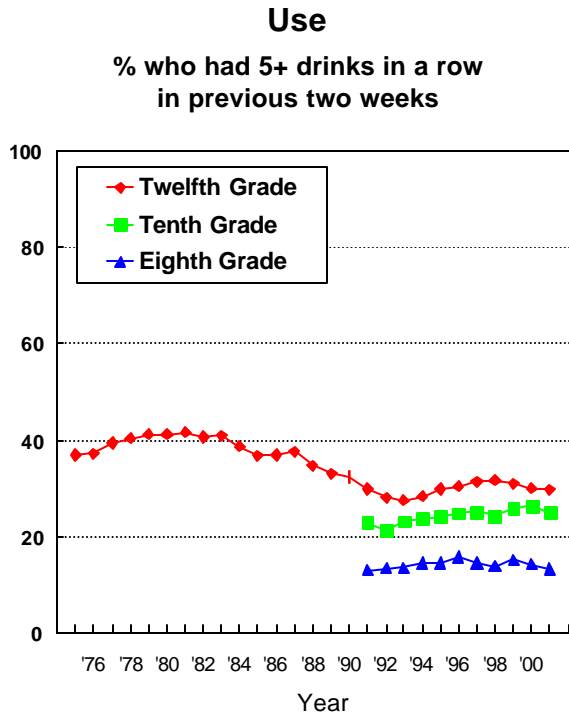


\*Prior to 1995, the question asked about heroin use in general. Since 1995, the question has asked about heroin use without a needle.

**FIGURE 9**  
**Tranquilizers: Trends in Annual Use and Availability**  
 Eighth, Tenth, and Twelfth Graders



**FIGURE 10**  
**Alcohol: Trends in Binge Drinking, Risk, Disapproval, and Availability**  
 Eighth, Tenth, and Twelfth Graders



**FIGURE 11**  
**Steroids: Trends in Annual Use, Risk, Disapproval, and Availability**  
 Eighth, Tenth, and Twelfth Graders

